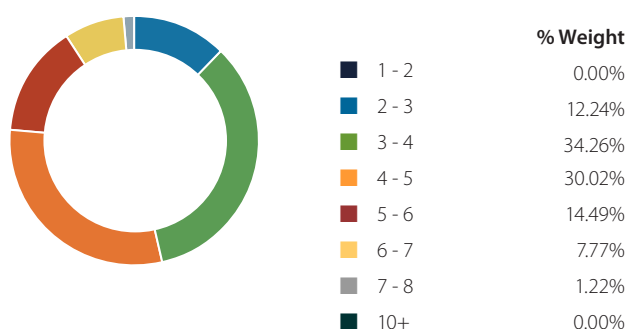


RiverFront Strategic Income Fund

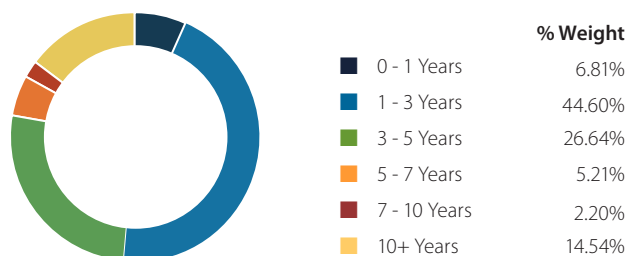
Fact Sheet | March 31, 2023

The Fund utilizes various investment strategies in a broad array of fixed income sectors. The Fund allocates its investments based upon the analysis of RiverFront Investment Group, LLC of the pertinent economic and market conditions, as well as yield, maturity and currency considerations. The broad investment mandate allows the Fund to take advantage of changing market conditions and allocate the portfolio in the way RiverFront Investment Group, LLC believes is most effective[†].

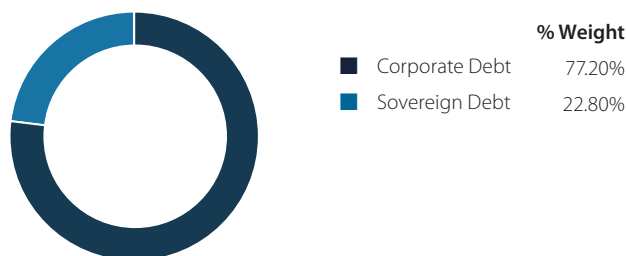
Coupon Breakdown (% of Total Investments)



Maturity Breakdown (% of Total Investments)



Market Sector Breakdown (% of Total Investments)



Future holdings are subject to change. Weights presented are exclusive of cash positions.

[†] For example, the Fund may, at any time, be fully invested in only investment grade debt, high yield debt, emerging market debt or a combination of debt sectors.

Fund Details

Ticker:	RIGS
Listing Exchange:	NYSE Arca
CUSIP:	00162Q783
Inception Date:	10/7/2013
Net Asset Value Per Share:	\$22.87
Number of Holdings:	98
Distributions Paid:	Monthly
Most Recent Distribution*:	\$0.06260
Total Operating Expenses:	0.47%

* Distribution paid on 3/28/2023

Investment Objective

The Fund seeks total return, with an emphasis on income as the source of that total return.

Investable Securities

- US and foreign government and corporate debt
- High yield bonds
- Emerging market bonds
- Mortgage backed securities (MBS)
- Commercial mortgage backed securities (CMBS)
- Asset backed securities (ABS)
- Convertible bonds
- Preferred securities
- Municipal bonds

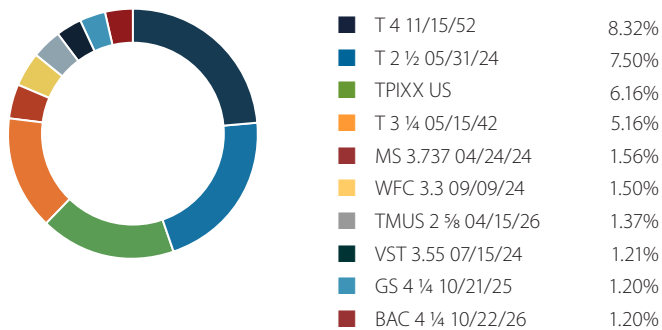
Fund Characteristics

Modified Duration:	4.39
30-Day SEC Yield [^] :	5.24%
30-Day SEC Yield (Unsubsidized) ^{^^} :	5.24%

[^] 30-Day SEC Yield: reflects the dividends and interest earned during the period, after the deduction of the Fund's expenses.

^{^^} 30-Day SEC Yield (Unsubsidized): reflects the dividends and interest earned during the period, after the deduction of the Fund's expenses, excluding fee waivers.

Top 10 Holdings (% of Total Investments)



As of 3/31/2023, subject to change

A Solution Based Partnership

ALPS Advisors, Inc.

- Serves as Adviser to the Fund
- Specializes in manager oversight and evaluation
- Focuses on delivering innovative asset management solutions

RiverFront Investment Group

- Serves as Sub-Adviser to the Fund
- Applies a proprietary Price Matters® optimization process to provide comprehensive, tactical global allocation portfolios
- Utilizes a "Glass Walls" approach, stressing transparency in its advice model and its relationships within the financial services industry

Performance as of 3/31/2023

	Cumulative				Annualized			
	1 M	3 M	6 M	YTD	1 Y	3 Y	5 Y	SI ¹
NAV (Net Asset Value)	1.65%	2.08%	4.45%	2.08%	-0.66%	2.81%	1.88%	2.93%
Market Price	1.96%	2.48%	4.81%	2.48%	-0.18%	3.66%	2.03%	2.98%
Bloomberg US Aggregate Bond Index ²	2.54%	2.96%	4.89%	2.96%	-4.78%	-2.77%	0.91%	1.63%

Performance data quoted represents past performance. Past performance is no guarantee of future results so that shares, when redeemed, may be worth more or less than their original cost. The investment return and principal value will fluctuate. Current performance may be higher or lower than the performance quoted. For current month-end performance call 1-866-759-5679 or visit www.alpsfunds.com. Performance includes reinvested distributions and capital gains.

Market Price is based on the midpoint of the bid/ask spread at 4 p.m. ET and does not represent the returns an investor would receive if shares were traded at other times.

¹ Fund inception date: 10/7/2013

² Bloomberg US Aggregate Bond Index: a broad-based benchmark that measures the investment grade, US dollar-denominated, fixed-rate taxable bond market. The index includes Treasuries, government-related and corporate securities, fixed-rate agency MBS, ABS and CMBS (agency and non-agency). One may not invest directly in an index.

Important Disclosures & Definitions

An investor should consider the investment objectives, risks, charges and expenses carefully before investing. This material must be preceded or accompanied by the prospectus. Read the [prospectus](#) carefully before investing.

Shares are not individually redeemable. Investors buy and sell shares on a secondary market. Only market makers or "authorized participants" may trade directly with the Fund, typically in blocks of 5,000, 25,000 or 50,000 shares.

Performance data quoted represents past performance. Past performance is no guarantee of future results; current performance may be higher or lower than performance quoted.

All investments are subject to risks, including the loss of money and the possible loss of the entire principal amount invested. Additional information regarding the risks of this investment is available in the prospectus.

The performance of the Fund relative to its benchmark will depend largely on the decisions of the RiverFront Investment Group, LLC (the "Sub-Adviser" or "RiverFront") as to strategic asset allocation and tactical adjustments made to the asset allocation. At times, RiverFront's judgments as to the asset classes in which the Fund should invest may prove to be wrong, as some asset classes may perform worse than others or fixed income markets generally from time to time or for extended periods of time. The performance of the Fund is related to the market sectors that RiverFront may choose to emphasize or deemphasize from time to time, as well as to the individual securities selected by RiverFront within those sectors. The investment returns for particular market sectors will fluctuate and may be lower than other sectors. In addition, the individual securities chosen for investment within a particular sector may underperform other securities within that same sector. Certain bonds selected for the Fund's portfolio may decline in value more than the overall bond markets.

The value of the Fund's investments in fixed-income securities will generally decrease when interest rates rise, which means the Fund's NAV will likewise decrease.

The Fund is considered nondiversified and as a result may experience greater volatility than a diversified fund.

Price Matters®: a discipline of the RiverFront Investment Group that compares inflation-adjusted current prices relative to their long-term trend to help identify extremes in valuation.

ALPS Advisors, Inc. is the investment adviser to the Fund and RiverFront Investment Group, LLC is the investment sub-adviser to the Fund. ALPS Advisors, Inc. and ALPS Portfolio Solutions Distributor, Inc., affiliated entities, are unaffiliated with RiverFront Investment Group, LLC.

ALPS Portfolio Solutions Distributor, Inc. is the distributor for the Fund.

Not FDIC Insured • No Bank Guarantee • May Lose Value

RIG000347 8/31/2023