

The iShares Core 5-10 Year USD Bond ETF seeks to track the investment results of an index composed of U.S. dollar-denominated bonds that are rated either investment-grade or high yield with remaining effective maturities between five and ten years.

KEY FACTS

Fund Launch Date	11/01/2016
Net Expense Ratio	0.06%
Benchmark	Bloomberg U.S. Universal 5-10 Years Index
30 Day SEC Yield	3.87%
Unsubsidized 30-Day SEC Yield	3.86%
Number of Holdings	2,193
Net Assets	\$84,380,579

Ticker	IMTB
CUSIP	46435G417
Exchange	NYSE Arca

TOP HOLDINGS (%)

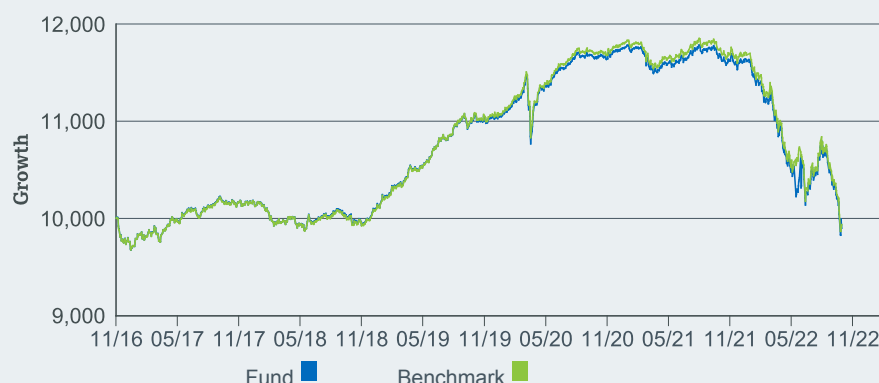
BLACKROCK CASH CL INST SL	
AGENCY	5.30
TREASURY NOTE	1.90
FNMA 30YR UMBS	1.80
GNMA2 30YR	1.23
TREASURY NOTE (OLD)	1.17
FNMA 30YR UMBS	1.13
GNMA2 30YR	1.07
TREASURY NOTE	1.07
GNMA2 30YR	1.01
FHLMC 30YR UMBS SUPER	0.99
	16.67

Holdings are subject to change.

WHY IMTB?

- 1 Exposure to intermediate-term U.S. dollar-denominated investment grade and high yield bonds
- 2 Low cost, targeted access to government, corporate, securitized and emerging market bonds that mature in 5-10 years
- 3 Use at the core of your portfolio to seek stability and pursue income

GROWTH OF 10,000 USD SINCE INCEPTION



The Growth of \$10,000 chart reflects a hypothetical \$10,000 investment and assumes reinvestment of dividends and capital gains. Fund expenses, including management fees and other expenses were deducted.

PERFORMANCE

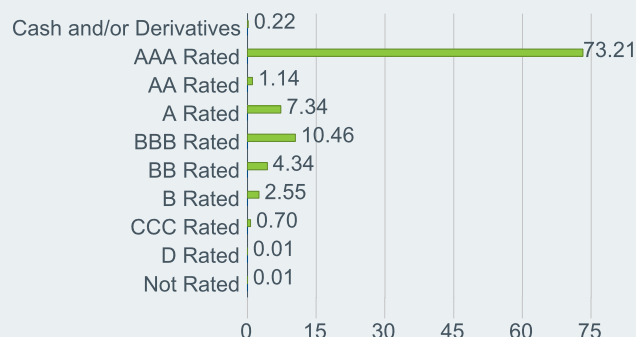
	1 Year	3 Year	5 Year	10 Year	Since Inception
NAV	-15.16%	-3.48%	-0.51%	N/A	-0.17%
Market Price	-14.94%	-3.50%	-0.56%	N/A	-0.15%
Benchmark	-15.30%	-3.40%	-0.43%	N/A	-0.11%

The performance quoted represents past performance and does not guarantee future results. Investment return and principal value of an investment will fluctuate so that an investor's shares, when sold or redeemed, may be worth more or less than the original cost. Current performance may be lower or higher than the performance quoted. Performance data current to the most recent month end may be obtained by visiting www.iShares.com or www.blackrock.com.

Beginning 8/10/20, the market price returns are calculated using the closing price.

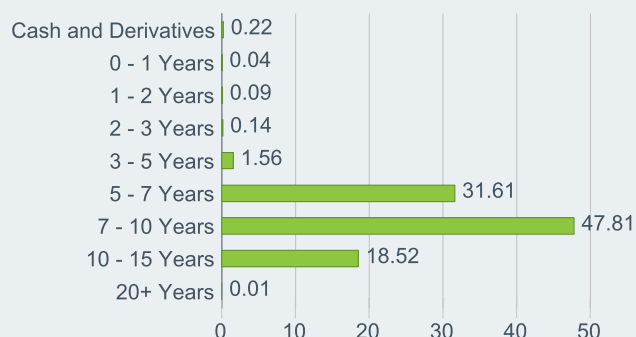
Prior to 8/10/20, the market price returns were calculated using the midpoint of the bid/ask spread at 4:00 PM ET. The returns shown do not represent the returns you would receive if you traded shares at other times.

CREDIT RATINGS BREAKDOWN (%)



Credit quality ratings on underlying securities of the fund are received from S&P, Moody's and Fitch and converted to the equivalent S&P major rating category. This breakdown is provided by BlackRock and takes the median rating of the three agencies when all three agencies rate a security, the lower of the two ratings if only two agencies rate a security, and one rating if that is all that is provided. Unrated securities do not necessarily indicate low quality. Below investment-grade is represented by a rating of BB and below. Ratings and portfolio credit quality may change over time.

MATURITY BREAKDOWN (%)



FEES AND EXPENSES BREAKDOWN

Expense Ratio	0.07%
Management Fee	0.06%
Acquired Fund Fees and Expenses	0.01%
Foreign Taxes and Other Expenses	0.00%
Fee Waivers	0.01%
Net Expense Ratio	0.06%

BlackRock Fund Advisors ("BFA"), the investment adviser to the Fund and an affiliate of BlackRock Investments, LLC, has contractually agreed to waive a portion of its management fees through February 28, 2021. Please see the Fund's prospectus for additional details.

FUND CHARACTERISTICS

Weighted Average Maturity	8.10 yrs
Standard Deviation (3yrs)	5.63%
Effective Duration	6.49

GLOSSARY

Weighted Average Maturity is the length of time until the average security in the fund will mature or be redeemed by its issuer. It indicates a fixed income fund's sensitivity to interest rate changes. Longer average weighted maturity implies greater volatility in response to interest rate changes.

Effective Duration is a measure of the potential responsiveness of a bond or portfolio price to small parallel shifts in interest rates. Effective Duration takes into account the possible changes in expected bond cash flows due to small parallel shifts in interest rates.

Want to learn more? www.iShares.com www.blackrockblog.com [@iShares](https://twitter.com/iShares)

Carefully consider the Fund's investment objectives, risk factors, and charges and expenses before investing. This and other information can be found in the Fund's prospectus, and if available, summary prospectus, which may be obtained by calling 1-800-iShares (1-800-474-2737) or by visiting www.iShares.com or www.blackrock.com. Read the prospectus carefully before investing.

Investing involves risk, including possible loss of principal.

Fixed income risks include interest-rate and credit risk. Typically, when interest rates rise, there is a corresponding decline in bond values. Credit risk refers to the possibility that the bond issuer will not be able to make principal and interest payments. Non-investment-grade debt securities (high-yield/junk bonds) may be subject to greater market fluctuations, risk of default or loss of income and principal than higher-rated securities.

Diversification may not protect against market risk or loss of principal. Shares of ETFs are bought and sold at market price (not NAV) and are not individually redeemed from the fund. Any applicable brokerage commissions will reduce returns.

Index returns are for illustrative purposes only. Index performance returns do not reflect any management fees, transaction costs or expenses. Indexes are unmanaged and one cannot invest directly in an index. Past performance does not guarantee future results.

"Acquired Fund Fees and Expenses" reflect the Fund's pro rata share of the indirect fees and expenses incurred by investing in one or more acquired funds, such as mutual funds, business development companies, or other pooled investment vehicles. AFEE are reflected in the prices of the acquired funds and thus included in the total returns of the Fund.

The iShares Funds are distributed by BlackRock Investments, LLC (together with its affiliates, "BlackRock").

The iShares Funds are not sponsored, endorsed, issued, sold or promoted by Bloomberg, nor does this company make any representation regarding the advisability of investing in the Funds. BlackRock is not affiliated with Bloomberg.

BlackRock provides compensation in connection with obtaining or using third-party ratings and rankings.

© 2022 BlackRock. All rights reserved. **iSHARES**, **iBONDS** and **BLACKROCK** are registered trademarks of BlackRock Inc, or its subsidiaries. All other marks are the property of their respective owners.

FOR MORE INFORMATION, VISIT WWW.ISHARES.COM OR CALL 1-800 ISHARES (1-800-474-2737)

iS-IMTB-F0922

Not FDIC Insured - No Bank Guarantee - May Lose Value

1871124

BLACKROCK®