

Fund description

The Invesco India ETF (Fund) is based on the FTSE India Quality and Yield Select Index (Index). The Fund will normally invest at least 90% of its total assets in securities that compose the Index as well as American depositary receipts and global depositary receipts based on the securities in the Index. The Index is constructed by evaluating all securities in the FTSE India Index and first excluding securities in the bottom 10% based on their 12-month trailing dividend yield. Of the remaining securities, those ranked in the bottom 10% by their quality scores are also then excluded. The Index is computed using the net return, which withholds applicable taxes for non-resident investors. The Fund and the Index are rebalanced and reconstituted semi-annually.

ETF Information

Fund Name	Invesco India ETF
Fund Ticker	PIN
CUSIP	46137R109
Intraday NAV	PINIV
30 Day SEC Unsubsidized Yield	-0.28%
30 day SEC Yield	-0.28%
Holdings	152
Management Fee	0.78%
Total Expense Ratio	0.78%
P/B Ratio	7.42
P/E Ratio	34.52
Return on Equity	19.33%
Listing Exchange	NYSE Arca
Weighted Market Cap (\$MM)	659.57

Underlying Index Data

Index Provider	FTSE International Limited
Index Name	FTSE India Quality and Yield Select Index
Index Ticker	WIINDQYN

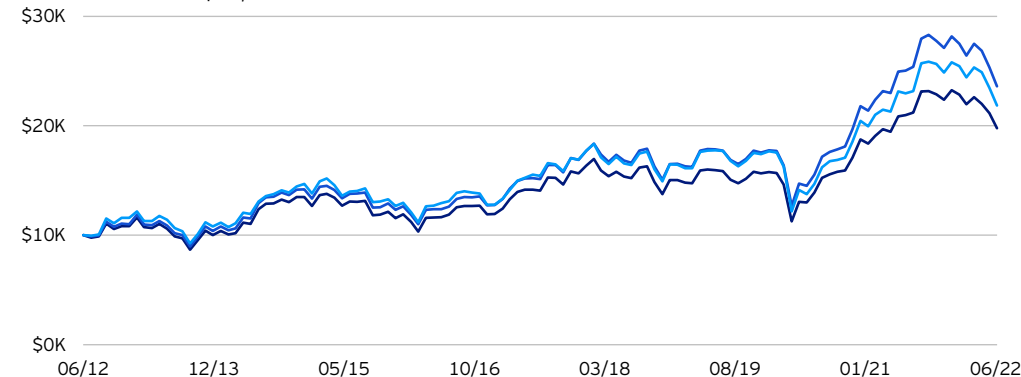
Fund inception: March 05, 2008

Not a Deposit Not FDIC Insured Not Guaranteed by the Bank May Lose Value Not Insured by any Federal Government Agency

Shares are not individually redeemable and owners of the Shares may acquire those Shares from the Fund and tender those Shares for redemption to the Fund in Creation Unit aggregations only, typically consisting of 10,000 Shares.

Growth of \$10,000

- Invesco India ETF: \$19,769
- FTSE India Quality and Yield Select Index: \$23,619
- MSCI India Index: \$21,868



Data beginning 10 years prior to the ending date of June 30, 2022. Fund performance shown at NAV. FTSE India Quality and Yield Select Index reflects the performance of the Indus India Index through 6/21/19, and the FTSE India Quality and Yield Select Index thereafter AND IS NOT INTENDED FOR ANY THIRD PARTY USE. Blended index performance applies only to the Growth of \$10,000.

Performance as at June 30, 2022

Performance (%)	YTD	1Y	3Y	5Y	10Y	Fund Inception
ETF - NAV	-14.99	-5.81	7.59	7.03	7.05	2.29
ETF - Market Price	-15.13	-5.81	7.60	6.94	6.87	2.11
Underlying Index	-16.17	-5.73	10.02	-	-	-
Benchmark ¹	-15.25	-4.80	7.28	7.25	8.14	3.63

Calendar year performance (%)

	2021	2020	2019	2018	2017	2016	2015	2014	2013	2012
ETF - NAV	23.94	18.96	4.83	-8.10	37.12	0.11	-5.91	21.89	-4.14	13.52
Underlying Index	29.32	22.60	-	-	-	-	-	-	-	-
Benchmark ¹	26.23	15.55	7.58	-7.30	38.76	-1.43	-6.12	23.87	-3.83	25.97

Returns less than one year are cumulative. Performance data quoted represents past performance. Past performance is not a guarantee of future results; current performance may be higher or lower than performance quoted. Investment returns and principal value will fluctuate and Shares, when redeemed, may be worth more or less than their original cost. See [invesco.com](https://www.invesco.com) to find the most recent month-end performance numbers. Market returns are based on the midpoint of the bid/ask spread at 4 p.m. ET and do not represent the returns an investor would receive if shares were traded at other times.


Index returns do not represent Fund returns. An investor cannot invest directly in an index. Neither the underlying Index nor the benchmark indexes charge management fees or brokerage expenses, and no such fees or expenses were deducted from the performance shown; nor do any of the indexes lend securities, and no revenues from securities lending were added to the performance shown. In addition, the results actual investors might have achieved would have differed from those shown because of differences in the timing, amounts of their investments, and fees and expenses associated with an investment in the Fund. The Indus India Index is designed to replicate the Indian equity markets as a whole, through a group of 50 Indian stocks selected from a universe of the largest companies listed on two major Indian exchanges. The FTSE India Index is a market-capitalization weighted index representing the performance of Indian large and mid capitalization stocks.

¹The MSCI India Index is an unmanaged index considered representative of Indian stocks. The index is computed using the net return, which withholds applicable taxes for non-resident investors.

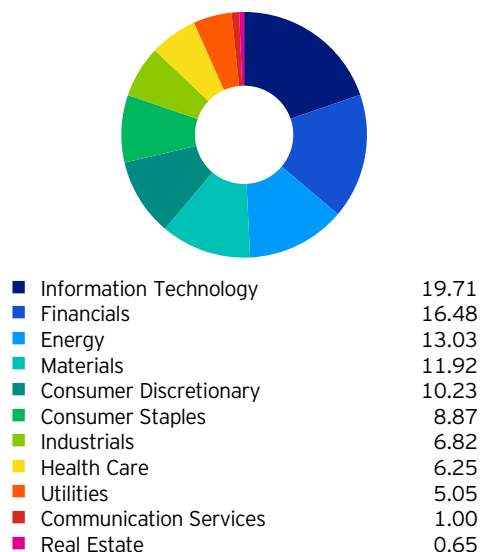
Top ETF holdings (%) (Total holdings: 152)	
Name	Weight
Reliance	9.88
Infosys	8.57
Housing Development Finance	6.28
Tata Consultancy Services	5.51
Hindustan Unilever	3.27
Bajaj Finance	2.10
Asian Paints	2.01
Maruti Suzuki India	1.85
ICICI Bank	1.83
Larsen & Toubro	1.77

Please see the website for complete holdings information. Holdings are subject to change.

Geographic allocation (%)



Sector allocation (%)



Investment risks

There are risks involved with investing in ETFs, including possible loss of money. Shares are not actively managed and are subject to risks similar to those of stocks, including those regarding short selling and margin maintenance requirements. Ordinary brokerage commissions apply. The Fund's return may not match the return of the Underlying Index. The Fund is subject to certain other risks. Please see the current prospectus for more information regarding the risk associated with an investment in the Fund.

Stocks of small and mid-sized companies tend to be more vulnerable to adverse developments, may be more volatile, and may be illiquid or restricted as to resale.

Investments focused in a particular industry or sector are subject to greater risk, and are more greatly impacted by market volatility, than more diversified investments.

The fund may engage in frequent trading of its portfolio securities in connection with the rebalancing or adjustment of the Underlying Index.

The Fund currently intends to effect creations and redemptions principally for cash, rather than principally in-kind because of the nature of the Fund's investments. As such, investments in the Fund may be less tax efficient than investments in ETFs that create and redeem in-kind.

A natural disaster could occur in India that could affect the Indian economy, causing an adverse impact on the Fund.

Indian securities have additional risks, including exchange-rate changes, decreased market liquidity, political instability and taxation by foreign governments. There may be instances where the Underlying Index must liquidate a security because the security has exceeded the limitation of foreign ownership set by the Index's methodology. This liquidation in the index may occur at an inopportune time, resulting in a significant variation between the Index's return and that of the Fund.

The Adviser is registered as a foreign institutional investor (FII) with the Securities and Exchange Board of India (SEBI), and the Subsidiary is registered as a sub account with the SEBI to obtain certain benefits relating to the Subsidiary's ability to make and dispose of investments. There can be no assurances that the Indian regulatory authorities will continue to grant such qualifications, and the loss of such qualifications could adversely impact the ability of the Subsidiary to make and dispose of investments in India.

The Fund intends to elect to "pass-through" foreign taxes to its shareholders—as a deduction or credit. Taxes passed-through are included in each shareholder's income. Certain shareholders are not entitled to the benefit of a deduction or credit with respect to foreign taxes paid by the Fund. Other foreign taxes, such as transfer taxes, may be imposed on the Fund, but would not give rise to a credit or be eligible to be passed through to shareholders. Indian tax law provides for certain provisions for the levy of capital gains tax on income arising through the transfer of shares in a company outside of India that derives, directly or indirectly, its value substantially from assets located in India. As such, dividends declared and paid in respect of shares which derive their value substantially from assets situated in India would not be taxable in India by virtue of the Indirect Transfer Provisions. Shares could be taxable in India if Shares derive their value, directly or indirectly, substantially from assets located in India. In a case where all the assets owned by the Fund are not located in India, the taxation of gains will be on proportional basis to be determined as per prescribed rules.

The risks of investing in securities of foreign issuers, including emerging market issuers, can include fluctuations in foreign currencies, political and economic instability, and foreign taxation issues.

The Fund is non-diversified and may experience greater volatility than a more diversified investment.

Important information

Typically, security classifications used in calculating allocation tables are as of the last trading day of the previous month.

The Global Industry Classification Standards was developed by and is the exclusive property and a service mark of MSCI, Inc. and Standard & Poor's.

The Invesco India ETF has been developed solely by Invesco Capital Management LLC, and is not in any way connected to or sponsored, endorsed, sold or promoted by the London Stock Exchange Group plc and its group undertakings (collectively, the "LSE Group"). FTSE Russell is a trading name of certain of the LSE Group companies. All rights in the FTSE Custom Emerging Ultra Dividend Revenue Index (the "Index") vest in the relevant LSE Group company which owns the Index. FTSE® is a trade mark(s) of the relevant LSE Group company and is/are used by any other LSE Group company under license. The Index is calculated by or on behalf of FTSE International Limited or its affiliate, agent or partner. The LSE Group does not accept any liability whatsoever to any person arising out of (a) the use of, reliance on or any error in the Index or (b) investment in or operation of the Invesco India ETF. The LSE Group makes no claim, prediction, warranty or representation either as to the results to be obtained from the Invesco India ETF or the suitability of the Index for the purpose to which it is being put by Invesco Funds.

This does not constitute a recommendation of any investment strategy or product for a particular investor. Investors should consult a financial professional before making any investment decisions.

Before investing, investors should carefully read the prospectus and consider the investment objectives, risks, charges and expenses. For this and more complete information about the fund, investors should ask their financial professionals for a prospectus or download one at [invesco.com](https://www.invesco.com)

Note: Not all products available through all firms or in all jurisdictions.

Glossary

30 Day SEC Unsubsidized Yield reflects the 30-day yield if the investment adviser were not waiving all or part of its fee or reimbursing the fund for part of its expenses. Total return would have also been lower in the absence of these temporary reimbursements or waivers.

30 Day SEC Yield is based on a 30-day period and is computed by dividing the net investment income per share earned during the period by the maximum offering price per share on the last day of the period.

Intraday NAV is a symbol representing estimated fair value based on the most recent intraday price of underlying assets.

Weighted Harmonic Average Stock Price-to-Book-Value Ratio (P/B Ratio) is the ratio of a stock's market price to a company's net asset value.

Weighted Harmonic Average Stock Price-to-Earnings Ratio (P/E Ratio) is the share price divided by earnings per share. It is measured on a 12-month trailing basis.

Weighted Average Return on Equity is net income divided by net worth.

Weighted Market Capitalization is the sum of each underlying securities market value.