

# Xtrackers Short Duration High Yield Bond ETF

Q2 | 06.30.22

Ticker: SHYL



## Morningstar® Rating

Morningstar High yield bond Category

Overall rating (as of 6/30/22)



Overall Morningstar rating 4 stars; 630 funds. Three year rating 4 stars; 630 funds. The Overall Morningstar Rating™ for a fund is derived from a weighted average of the performance figures associated with its three-, five-, and 10-year (if applicable). Morningstar ratings are based on risk-adjusted performance. Source: Morningstar, Inc. **Ratings/ranking are historical and do not guarantee future results.**

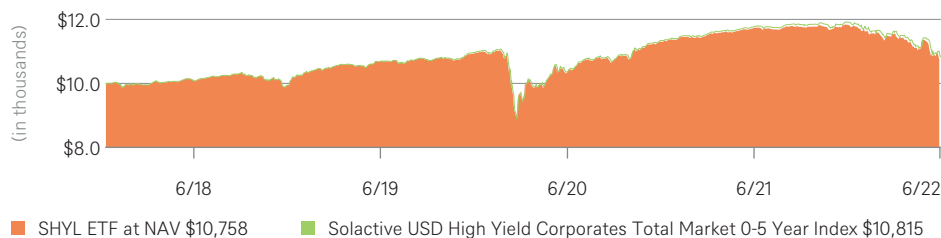
## Objective and strategy

Xtrackers Short Duration High Yield Bond ETF seeks investment results that correspond generally to the performance, before fees and expenses, of the Solactive USD High Yield Corporates Total Market 0-5 Year Index, a rules-based, market value weighted Index designed to track the performance of High Yield rated corporate bonds issued in USD with 0 to 5 years term to maturity.

## Contact

Xtrackers sales team  
1-844-851-4255  
www.Xtrackers.com  
rep@dws.com

## ETF performance and index history (from 1/9/18 to 6/30/22)



Source: DWS. Includes reinvestment of all distributions.

## ETF performance (6/30/22)

	3-months	1-year	3-year	5-year	10-year	Since ETF Inception
ETF (at NAV)	-6.91%	-8.21%	0.25%	—	—	1.65%
Market price returns	-6.73%	-8.12%	0.38%	—	—	1.69%
Solactive USD High Yield Corporates Total Market 0-5 Year Index	-7.01%	-8.16%	0.42%	—	—	1.77%
Solactive USD High Yield Corporates Total Market Index	-9.92%	-12.67%	-0.64%	—	—	1.16%

**Performance quoted represents past performance and does not guarantee future results. Investment returns and principal value of an investment will fluctuate so that an investor's shares, when redeemed, may be worth more or less than their original cost. Current performance may be lower or higher than the performance data quoted. Shares are bought and sold at market price (closing price) not net asset value (NAV) and are not individually redeemed from the Fund. Market price returns are based on the midpoint of the bid/ask spread at 4:00 pm Eastern Time (when NAV is normally determined) and do not represent the return you would receive if you traded at other times. To obtain the most recent month-end performance data visit [www.Xtrackers.com](http://www.Xtrackers.com) or call 855-329-3837.**

Indexes are unmanaged; you cannot invest in an index. Index performance is gross of fees and assumes dividend reinvestment. Inclusion of fees would have reduced returns.

## ETF details (6/30/22)

CBOE ticker	SHYL
NAV ticker	SHYL.NV
Intraday ticker	SHYL.IV
Inception date	01/09/2018
Number of holdings	438
Net assets	\$84,463,416.89
Expense ratio*	0.20%
CUSIP	233051283

\* Expense information in the table reflects current fees as of the latest prospectus.

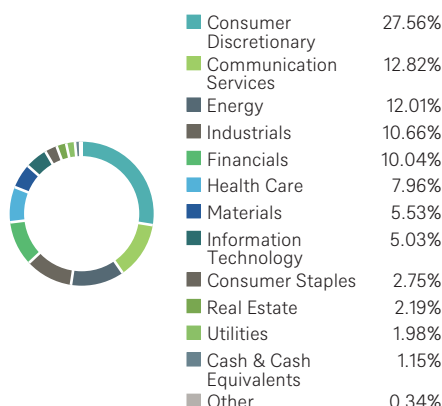
## Index details (6/30/22)

Provider	Solactive
Name	Solactive USD High Yield Corporates Total Market 0-5 Year Index
Ticker	SOLHYCST
Inception date	11/21/2017
Number of constituents	491
Number of issuers	291
Modified Duration to Worst <sup>1</sup>	2.77
Yield to worst <sup>2</sup>	9.02%
Average final maturity	3.30 years
Number of countries	23

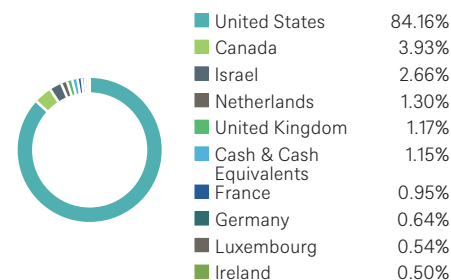
## Top 10 Issuers (6/30/22)

Deutsche Telekom	3.95%
Ford Motor Company	3.31%
DWS Money Market Series	2.28%
Dish Network	2.27%
Teva Pharmaceutical Industries Ltd	2.16%
Transdigm Group Inc	1.80%
Lumen Technologies Inc	1.58%
Occidental Petroleum Corporation	1.57%
Next Luxembourg	1.54%
Bausch Health Companies	1.52%

## Sector weightings (6/30/22)

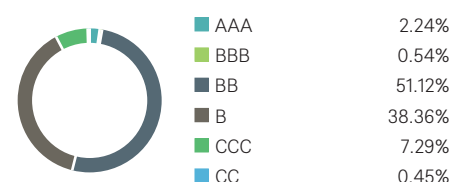


## Top 10 country weightings (6/30/22)



Holdings-based data is subject to change.

## Maturity breakdown (6/30/22)

Credit quality<sup>3</sup> (6/30/22)

<sup>1</sup> Modified Duration to Worst is the measure of sensitivity of the price of a bond to a change in interest rates, assuming worst case scenario. Modified duration is the approximate percentage change in a bond's price for a 100 basis points change in yield, assuming that the bond's expected cash flow does not change when the yield changes.

<sup>2</sup> Yield to worst is the lowest potential yield that can be received on a bond without the issuer actually defaulting.

<sup>3</sup> Credit quality represents the higher rating of either Moody's Investors Service, Fitch Ratings or Standard & Poor's and is their opinion as to the quality of the securities they rate. Credit quality is measured on a scale that ranges from AAA (highest) to D (lowest). Credit quality does not remove market risk and is subject to change. Junk bonds are any bond that carries a rating lower than BB is said to be speculative or a 'junk bond'.

Xtrackers ETFs ("ETFs") are managed by DBX Advisors LLC (the "Adviser"), and distributed by ALPS Distributors, Inc. ("ALPS"). The Adviser is a subsidiary of DWS Group GmbH & Co. KGaA, and is not affiliated with ALPS. Shares are not individually redeemable, and owners of Shares may acquire those Shares from the Fund, or tender such Shares for redemption to the Fund, in Creation Units only. The brand DWS represents DWS Group GmbH & Co. KGaA and any of its subsidiaries such as DWS Distributors, Inc., which offers investment products, or DWS Investment Management Americas, Inc. and RREEF America L.L.C., which offer advisory services.

**Carefully consider the fund's investment objectives, risk factors, and charges and expenses before investing. This and other information can be found in the fund's prospectus, which may be obtained by calling 1-855-DBX-ETFS (1-855-329-3837), or by viewing or downloading a prospectus from [www.Xtrackers.com](http://www.Xtrackers.com). Read the prospectus carefully before investing.**

**War, terrorism, sanctions, economic uncertainty, trade disputes, public health crises and related geopolitical events have led and, in the future, may lead to significant disruptions in U.S. and world economies and markets, which may lead to increased market volatility and may have significant adverse effects on the fund and its investments.**

**Risk:** Investing involves risk, including the possible loss of principal. Bond investments are subject to interest rate, credit, liquidity and market risks to varying degrees. When interest rates rise, bond prices generally fall. Credit risk refers to the ability of an issuer to make timely payments of principal and interest. Foreign investing involves greater and different risks than investing in U.S. companies, including currency fluctuations, less liquidity, less developed or less efficient trading markets, lack of comprehensive company information, political instability and differing auditing and legal standards. Funds investing in a single industry (or group of industries), country or in a limited geographic region generally are more volatile than more diversified funds. Investments in lower-quality ("junk bonds") and non-rated securities present greater risk of loss than investments in higher-quality securities. Performance of the Fund may diverge from that of the Underlying Index due to operating expenses, transaction costs, cash flows, use of sampling strategies or operational inefficiencies. An investment in this fund should be considered only as a supplement to a complete investment program for those investors willing to accept the risks associated with that fund. Please read the prospectus for more information.

**Investment products: No bank guarantee | Not FDIC insured | May lose value**