

Ticker: DEEF

Objective and strategy

Prior to 1/28/21, Xtrackers FTSE Developed ex US Multifactor ETF was known as Xtrackers FTSE Developed ex US Comprehensive Factor ETF. See the prospectus for details. Xtrackers FTSE Developed ex US Multifactor ETF seeks investment results that correspond generally to the performance, before fees and expenses, of the FTSE Developed ex US Comprehensive Factor Index. The index is designed to provide exposure to developed international equities based on five factors – Quality, Value, Momentum, Low Volatility and Size.

ETF DETAILS (3/31/22)

NYSE ticker	DEEF
NAV ticker	DEEF.NV
Intraday ticker	DEEF.IV
Inception date	11/23/2015
Number of holdings	1252
Net assets	\$78,041,818.45
Gross expense ratio*	0.35%
Net expense ratio*	0.24%
CUSIP	233051515

* The Advisor has contractually agreed through 12/16/22 to waive a portion of its management fees to the extent necessary to prevent the operating expenses of the fund from exceeding 0.24% of the fund's average daily net assets. This agreement may only be terminated by the fund's Board (and may not be terminated by the Advisor) prior to that time.

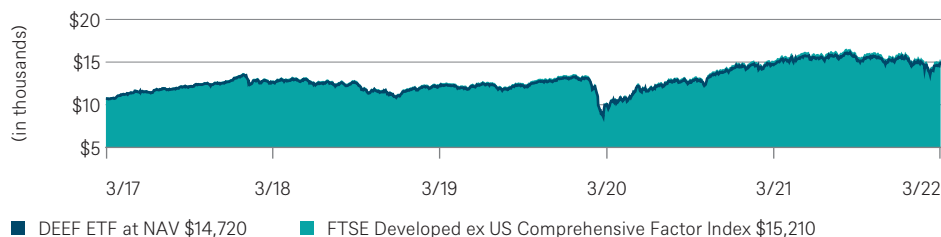
INDEX DETAILS (3/31/22)

Provider	FTSE Russell
Name	FTSE Developed ex US Comprehensive Factor Index
Ticker	FDXUCPTR
Inception date	09/28/2015
Number of constituents	1265
Average market cap	\$14,208 million
Price-to-book ¹	1.49
Price-to-earnings ²	11.43
Dividend yield ³	3.18%
Number of countries	24

Contact

Xtrackers sales team
1-844-851-4255
www.Xtrackers.com
rep@dws.com

ETF PERFORMANCE AND INDEX HISTORY (from 3/31/17 to 3/31/22)



Source: DWS. Includes reinvestment of all distributions.

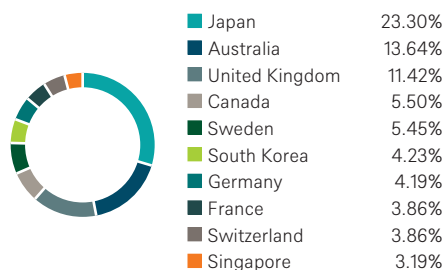
ETF PERFORMANCE (3/31/22)

	3-months	1-year	3-year	5-year	10-year	Since ETF Inception
ETF (at NAV)	-5.33%	0.24%	6.64%	6.54%	—	6.27%
Market price returns	-5.58%	-0.46%	6.36%	6.25%	—	6.15%
FTSE Developed ex US Comprehensive Factor Index	-5.22%	0.69%	7.00%	6.94%	—	6.82%
FTSE Developed ex US Net Tax (US RIC) Index	-5.10%	1.71%	8.90%	7.42%	—	7.18%

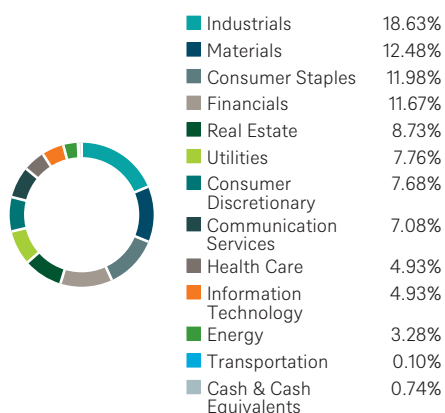
Performance quoted represents past performance and does not guarantee future results. Investment returns and principal value of an investment will fluctuate so that an investor's shares, when redeemed, may be worth more or less than their original cost. Current performance may be lower or higher than the performance data quoted. Shares are bought and sold at market price (closing price) not net asset value (NAV) and are not individually redeemed from the Fund. Market price returns are based on the midpoint of the bid/ask spread at 4:00 pm Eastern Time (when NAV is normally determined) and do not represent the return you would receive if you traded at other times. To obtain the most recent month-end performance data visit www.Xtrackers.com or call 855-329-3837.

Indexes are unmanaged; you cannot invest in an index. Index performance is gross of fees and assumes dividend reinvestment. Inclusion of fees would have reduced returns.

TOP 10 COUNTRY WEIGHTINGS (3/31/22)



SECTOR WEIGHTINGS (3/31/22)



TOP HOLDINGS (3/31/22)

Segro	1.01%
Rio Tinto	0.71%
Tesco	0.65%
Sonic Healthcare	0.62%
Imperial Brands	0.56%
Ampol	0.55%
Metro	0.50%
GPT	0.48%
Boliden	0.47%
Kojamo	0.47%

Holdings-based data is subject to change.

¹ Price-to-book ratio is a valuation ratio of a stock's market value compared to its book value.

² Price-to-earnings ratio (P/E) is a stock's current price divided by the company's trailing 12-month earnings per share from continuous operations.

³ Dividend yield is a weighted-sum of the annualized dividends of the index components divided by the most recent index value. Annualized dividends are determined using a sum of all dividend announcements during the previous 12 months.

Xtrackers ETFs ("ETFs") are managed by DBX Advisors LLC (the "Adviser"), and distributed by ALPS Distributors, Inc. ("ALPS"). The Adviser is a subsidiary of DWS Group GmbH & Co. KGaA, and is not affiliated with ALPS. Shares are not individually redeemable, and owners of Shares may acquire those Shares from the Fund, or tender such Shares for redemption to the Fund, in Creation Units only. The brand DWS represents DWS Group GmbH & Co. KGaA and any of its subsidiaries such as DWS Distributors, Inc., which offers investment products, or DWS Investment Management Americas, Inc. and RREEF America L.L.C., which offer advisory services.

The Funds (the "Funds") have been developed solely by DBX Advisors LLC. The Funds are not in any way connected to or sponsored, endorsed, sold or promoted by the London Stock Exchange Group plc and its group undertakings (collectively, the "LSE Group"). FTSE Russell is a trading name of certain of the LSE Group companies. All rights in the FTSE Index, FTSE parent index (the "Indexes"), and/or the Funds vest in the relevant LSE Group company which owns the Indexes. "FTSE" "Russell" and "FTSE Russell" are trademarks of the relevant LSE Group company and are used by any other LSE Group company under license. The Index is calculated by or on behalf of FTSE International Limited, FTSE Fixed Income, LLC or its affiliate, agent or partner. The LSE Group does not accept any liability whatsoever to any person arising out of (a) the use of, reliance on or any error in the Index or (b) investment in or operation of the Funds. The LSE Group makes no claim, prediction, warranty or representation either as to the results to be obtained from the Funds or the suitability of the Indexes for the purpose to which it is being put by DBX Advisors LLC.

Carefully consider the fund's investment objectives, risk factors, and charges and expenses before investing. This and other information can be found in the fund's prospectus, which may be obtained by calling 1-855-DBX-ETFS (1-855-329-3837), or by viewing or downloading a prospectus from www.Xtrackers.com. Read the prospectus carefully before investing.

War, terrorism, sanctions, economic uncertainty, trade disputes, public health crises and related geopolitical events have led and, in the future, may lead to significant disruptions in U.S. and world economies and markets, which may lead to increased market volatility and may have significant adverse effects on the fund and its investments.

Risk: Investing involves risk, including possible loss of principal. Stocks may decline in value. Because the fund seeks to provide exposure to stocks based on the following multifactors – value, momentum, quality, low volatility and size – it is expected exposure to such investment factors will detract from performance in some market environments, as more fully explained in the fund's prospectus. Foreign investing involves greater and different risks than investing in U.S. companies, including currency fluctuations, less liquidity, less developed or less efficient trading markets, lack of comprehensive company information, political instability and differing auditing and legal standards. Funds investing in a single industry, country or in a limited geographic region generally are more volatile than more diversified funds. Performance of the Fund may diverge from that of the Underlying Index due to operating expenses, transaction costs, cash flows, use of sampling strategies or operational inefficiencies. An investment in any fund should be considered only as a supplement to a complete investment program for those investors willing to accept the risks associated with that fund. Please read the prospectus for more information.

Investment products: No bank guarantee | Not FDIC insured | May lose value