

SHV

## iShares Short Treasury Bond ETF

Fact Sheet as of 03/31/2022

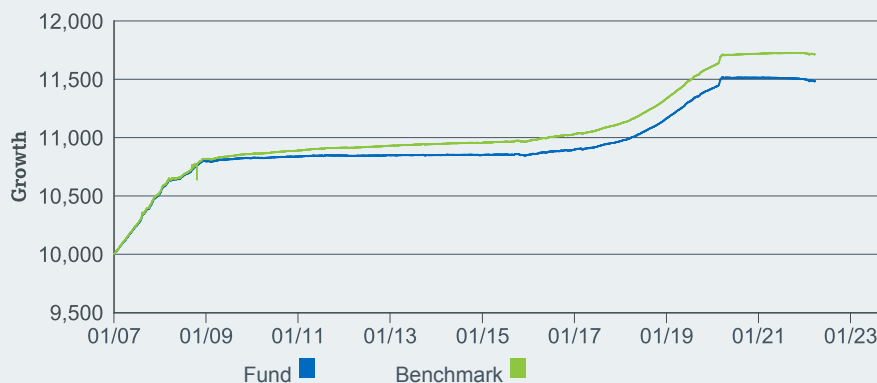
iShares®  
by BLACKROCK®

The iShares Short Treasury Bond ETF seeks to track the investment results of an index composed of U.S. Treasury bonds with remaining maturities one year or less.

## WHY SHV?

- 1 Exposure to U.S. Treasury bonds that mature in less than 1 year
- 2 Targeted access to a specific segment of the U.S. Treasury market
- 3 Use to customize your exposure to Treasuries

## GROWTH OF 10,000 USD SINCE INCEPTION



The Growth of \$10,000 chart reflects a hypothetical \$10,000 investment and assumes reinvestment of dividends and capital gains. Fund expenses, including management fees and other expenses were deducted.

## PERFORMANCE

	1 Year	3 Year	5 Year	10 Year	Since Inception
NAV	-0.27%	0.75%	1.04%	0.57%	0.91%
Market Price	-0.23%	0.75%	1.04%	0.58%	0.91%
Benchmark	-0.08%	0.90%	1.19%	0.71%	1.04%

The performance quoted represents past performance and does not guarantee future results. Investment return and principal value of an investment will fluctuate so that an investor's shares, when sold or redeemed, may be worth more or less than the original cost. Current performance may be lower or higher than the performance quoted. Performance data current to the most recent month end may be obtained by visiting [www.iShares.com](http://www.iShares.com) or [www.blackrock.com](http://www.blackrock.com).

Beginning 8/10/20, the market price returns are calculated using the closing price.

Prior to 8/10/20, the market price returns were calculated using the midpoint of the bid/ask spread at 4:00 PM ET. The returns shown do not represent the returns you would receive if you traded shares at other times.

## KEY FACTS

Fund Launch Date	01/05/2007
Expense Ratio	0.15%
Benchmark	ICE Short US Treasury Securities Index
30 Day SEC Yield	0.45%
Unsubsidized 30-Day SEC Yield	0.44%
Number of Holdings	34
Net Assets	\$17,223,515,164

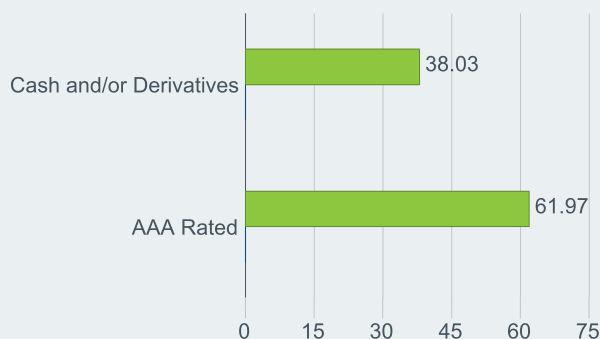
Ticker	SHV
CUSIP	464288679
Exchange	NASDAQ

## TOP HOLDINGS (%)

TREASURY BILL	9.17
TREASURY NOTE	8.07
TREASURY BILL	6.35
TREASURY BILL	6.03
BLK CSH FND TREASURY SL AGENCY	5.83
TREASURY NOTE	5.05
TREASURY NOTE	4.77
TREASURY NOTE	4.34
TREASURY BILL	4.20
TREASURY NOTE	3.76
	57.57

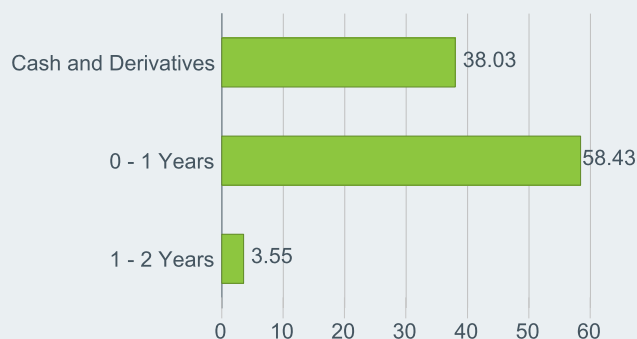
Holdings are subject to change.

## CREDIT RATINGS BREAKDOWN (%)



Credit quality ratings on underlying securities of the fund are received from S&P, Moody's and Fitch and converted to the equivalent S&P major rating category. This breakdown is provided by BlackRock and takes the median rating of the three agencies when all three agencies rate a security, the lower of the two ratings if only two agencies rate a security, and one rating if that is all that is provided. Unrated securities do not necessarily indicate low quality. Below investment-grade is represented by a rating of BB and below. Ratings and portfolio credit quality may change over time.

## MATURITY BREAKDOWN (%)



## FEES AND EXPENSES BREAKDOWN

<b>Expense Ratio</b>	<b>0.16%</b>
Management Fee	0.15%
Acquired Fund Fees and Expenses	0.01%
Foreign Taxes and Other Expenses	0.00%
- Fee Waivers	0.01%
<b>= Net Expense Ratio</b>	<b>0.15%</b>

## FUND CHARACTERISTICS

Weighted Average Maturity	0.37 yrs
Standard Deviation (3yrs)	0.42%
Effective Duration	0.36

## GLOSSARY

**Weighted Average Maturity** is the length of time until the average security in the fund will mature or be redeemed by its issuer. It indicates a fixed income fund's sensitivity to interest rate changes. Longer average weighted maturity implies greater volatility in response to interest rate changes.

**Effective Duration** is a measure of the potential responsiveness of a bond or portfolio price to small parallel shifts in interest rates. Effective Duration takes into account the possible changes in expected bond cash flows due to small parallel shifts in interest rates.

**Want to learn more?** [www.iShares.com](http://www.iShares.com) [www.blackrockblog.com](http://www.blackrockblog.com) [@iShares](https://twitter.com/iShares)

Carefully consider the Fund's investment objectives, risk factors, and charges and expenses before investing. This and other information can be found in the Fund's prospectus, and if available, summary prospectus, which may be obtained by calling 1-800-iShares (1-800-474-2737) or by visiting [www.iShares.com](http://www.iShares.com) or [www.blackrock.com](http://www.blackrock.com). Read the prospectus carefully before investing.

**Investing involves risk, including possible loss of principal.**

Fixed income risks include interest-rate and credit risk. Typically, when interest rates rise, there is a corresponding decline in bond values. Credit risk refers to the possibility that the bond issuer will not be able to make principal and interest payments.

An investment in the fund(s) is not insured or guaranteed by the Federal Deposit Insurance Corporation or any other government agency.

Performance shown reflects fee waivers and/or expense reimbursements by the investment advisor to the fund for some or all of the periods shown. Performance would have been lower without such waivers.

Diversification may not protect against market risk or loss of principal. Shares of ETFs are bought and sold at market price (not NAV) and are not individually redeemed from the fund. Any applicable brokerage commissions will reduce returns.

**Index returns are for illustrative purposes only. Index performance returns do not reflect any management fees, transaction costs or expenses. Indexes are unmanaged and one cannot invest directly in an index. Past performance does not guarantee future results.**

"Acquired Fund Fees and Expenses" reflect the Fund's pro rata share of the indirect fees and expenses incurred by investing in one or more acquired funds, such as mutual funds, business development companies, or other pooled investment vehicles. AFEE are reflected in the prices of the acquired funds and thus included in the total returns of the Fund.

The iShares Funds are distributed by BlackRock Investments, LLC (together with its affiliates, "BlackRock").

© 2022 BlackRock. All rights reserved. **iSHARES**, **iBONDS** and **BLACKROCK** are registered trademarks of BlackRock Inc, or its subsidiaries. All other marks are the property of their respective owners.

FOR MORE INFORMATION, VISIT [WWW.ISHARES.COM](http://WWW.ISHARES.COM) OR CALL 1-800 ISHARES (1-800-474-2737)

iS-SHV-F0322

Not FDIC Insured - No Bank Guarantee - May Lose Value

501848

**BLACKROCK®**

**SUSTAINABILITY CHARACTERISTICS**

Sustainability Characteristics can help investors integrate non-financial, sustainability considerations into their investment process. These metrics enable investors to evaluate funds based on their environmental, social, and governance (ESG) risks and opportunities. This analysis can provide insight into the effective management and long-term financial prospects of a fund.

The metrics below have been provided for transparency and informational purposes only. The existence of an ESG rating is not indicative of how or whether ESG factors will be integrated into a fund. The metrics are based on MSCI ESG Fund Ratings and, unless otherwise stated in fund documentation and included within a fund's investment objective, do not change a fund's investment objective or constrain the fund's investable universe, and there is no indication that an ESG or Impact focused investment strategy or exclusionary screens will be adopted by a fund. For more information regarding a fund's investment strategy, please see the fund's prospectus.

MSCI ESG Fund Rating (AAA-CCC)	A	MSCI ESG Quality Score (0-10)	5.81
MSCI ESG Quality Score - Peer Percentile	78.72%	MSCI ESG % Coverage	100.00%
Fund Lipper Global Classification	Bond USD Government Short Term	MSCI Weighted Average Carbon Intensity (Tons CO2E/\$M SALES)	-
Funds in Peer Group	47		

All data is from MSCI ESG Fund Ratings as of **07-Apr-2022**, based on holdings as of **28-Feb-2022**. As such, the fund's sustainable characteristics may differ from MSCI ESG Fund Ratings from time to time.

To be included in MSCI ESG Fund Ratings, 65% of the fund's gross weight must come from securities covered by MSCI ESG Research (certain cash positions and other asset types deemed not relevant for ESG analysis by MSCI are removed prior to calculating a fund's gross weight; the absolute values of short positions are included but treated as uncovered), the fund's holdings date must be less than one year old, and the fund must have at least ten securities. For newly launched funds, sustainability characteristics are typically available 6 months after launch.

**ESG GLOSSARY:**

**MSCI ESG Fund Rating (AAA-CCC):** The MSCI ESG Rating is calculated as a direct mapping of ESG Quality Scores to letter rating categories (e.g. AAA = 8.6-10). The ESG Ratings range from leader (AAA, AA), average (A, BBB, BB) to laggard (B, CCC).

**MSCI ESG Quality Score - Peer Percentile:** The fund's ESG Percentile compared to its Lipper peer group.

**Fund Lipper Global Classification:** The fund peer group as defined by the Lipper Global Classification.

**Funds in Peer Group:** The number of funds from the relevant Lipper Global Classification peer group that are also in ESG coverage.

**MSCI ESG Quality Score (0-10):** The MSCI ESG Quality Score (0 - 10) for funds is calculated using the weighted average of the ESG scores of fund holdings. The Score also considers ESG Rating trend of holdings and the fund exposure to holdings in the laggard category. MSCI rates underlying holdings according to their exposure to industry specific ESG risks and their ability to manage those risks relative to peers.

**MSCI ESG % Coverage:** Percentage of a fund's holdings that have MSCI ESG ratings data.

**MSCI Weighted Average Carbon Intensity (Tons CO2E/\$M SALES):** Measures a fund's exposure to carbon intensive companies. This figure represents the estimated greenhouse gas emissions per \$1 million in sales across the fund's holdings. This allows for comparisons between funds of different sizes.

Certain information contained herein (the "Information") has been provided by MSCI ESG Research LLC, a RIA under the Investment Advisers Act of 1940, and may include data from its affiliates (including MSCI Inc. and its subsidiaries ("MSCI")), or third party suppliers (each an "Information Provider"), and it may not be reproduced or disseminated in whole or in part without prior written permission. The Information has not been submitted to, nor received approval from, the US SEC or any other regulatory body. The Information may not be used to create any derivative works, or in connection with, nor does it constitute, an offer to buy or sell, or a promotion or recommendation of, any security, financial instrument or product or trading strategy, nor should it be taken as an indication or guarantee of any future performance, analysis, forecast or prediction. Some funds may be based on or linked to MSCI indexes, and MSCI may be compensated based on the fund's assets under management or other measures. MSCI has established an information barrier between equity index research and certain Information. None of the Information in and of itself can be used to determine which securities to buy or sell or when to buy or sell them. The Information is provided "as is" and the user of the Information assumes the entire risk of any use it may make or permit to be made of the Information. Neither MSCI ESG Research nor any Information Party makes any representations or express or implied warranties (which are expressly disclaimed), nor shall they incur liability for any errors or omissions in the Information, or for any damages related thereto. The foregoing shall not exclude or limit any liability that may not by applicable law be excluded or limited.