

Invesco Financial Preferred ETF

Fund description

The Invesco Financial Preferred ETF (Fund) is based on the ICE Exchange-Listed Fixed Rate Financial Preferred Securities Index (Index). The Fund generally will invest at least 90% of its total assets in fixed rate U.S. dollar preferred securities issued in the U.S. domestic market by financial companies. The Index is designed to track the performance of exchange-listed fixed rate U.S. dollar preferred securities, and securities that the Index Provider believes are functionally equivalent to preferred securities issued by US financial companies, such as banking, brokerage, finance, investment and insurance. The Fund and the Index are rebalanced monthly. **Effective the close of markets on June 30, 2021, the Fund's underlying index, index provider, objective and strategy changed. The underlying index changed from the Wells Fargo Hybrid and Preferred Securities Financial Index to the ICE Exchange-Listed Fixed Rate Financial Preferred Securities Index; the index provider changed from Wells Fargo Securities, LLC to ICE Data Indices, LLC; its objective changed to track the investment results of the new underlying index; and its strategy changed to generally invest 90% of its total assets in components of the new underlying index. See the prospectus for more information.**

ETF Information

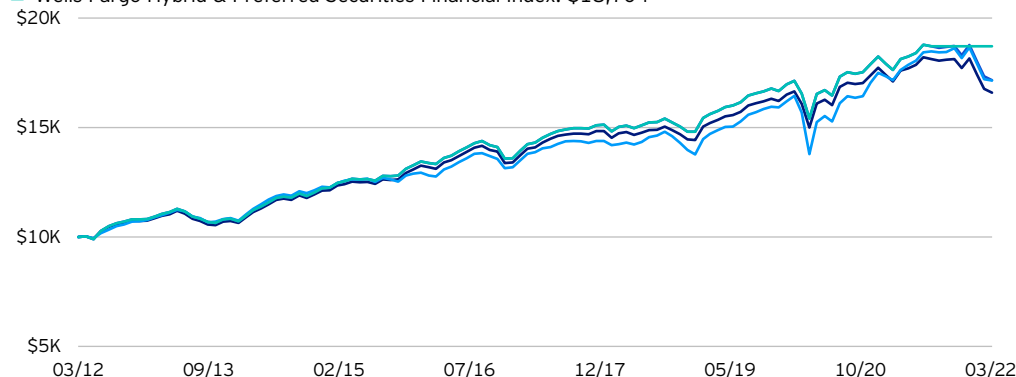
Fund Name	Invesco Financial Preferred ETF
Fund Ticker	PGF
CUSIP	46137V621
Intraday NAV	PGFIV
30 Day SEC Unsubsidized Yield	5.04%
30 day SEC Yield	5.04%
Holdings	108
Management Fee	0.50%
Total Expense Ratio	0.55%
Effective duration (Yrs.)	5.88
Listing Exchange	NYSE Arca

Underlying Index Data

Index Provider	ICE Data Indices, LLC
Index Name	ICE Exchange-Listed Fixed Rate Financial Preferred Securities Index
Index Ticker	PFAF

Growth of \$10,000

- Invesco Financial Preferred ETF: \$16,584
- ICE Exchange-Listed Fixed Rate Financial Preferred Securities Index: \$17,155
- S&P Preferred IX: \$17,150
- Wells Fargo Hybrid & Preferred Securities Financial Index: \$18,704



Data beginning 10 years prior to the ending date of March 31, 2022. Fund performance shown at NAV. ICE Exchange-Listed Fixed Rate Financial Preferred Securities Index* performance prior to 6/30/2021 reflects that of the original Underlying Index, Wells Fargo Hybrid and Preferred Securities Financial Index. From 6/30/2021 forward, performance reflects that of the Underlying Index, ICE Exchange-Listed Fixed Rate Financial Preferred Securities Index AND IS NOT INTENDED FOR ANY THIRD PARTY USE.

Performance as at March 31, 2022

Performance (%)	YTD	1Y	3Y	5Y	10Y	Fund Inception
ETF - NAV	-8.66	-5.74	2.61	3.30	5.19	3.94
ETF - Market Price	-8.90	-5.89	2.55	3.29	5.15	3.89
Underlying Index	-8.59	-5.49	-	-	-	-
Benchmark ¹	-8.06	-2.72	4.85	4.33	5.54	4.78
Benchmark ²	-	-	-	-	-	-

Calendar year performance (%)

	2021	2020	2019	2018	2017	2016	2015	2014	2013	2012
ETF - NAV	2.38	7.50	14.30	-2.72	10.63	1.21	9.21	14.03	-0.89	20.68
Benchmark ¹	6.64	7.97	17.64	-4.25	9.11	1.94	5.47	14.07	-0.17	18.64
Benchmark ²	-	7.47	14.65	-2.09	11.24	1.13	9.77	14.30	-0.95	22.35

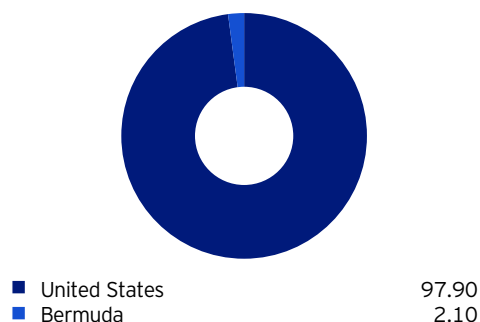
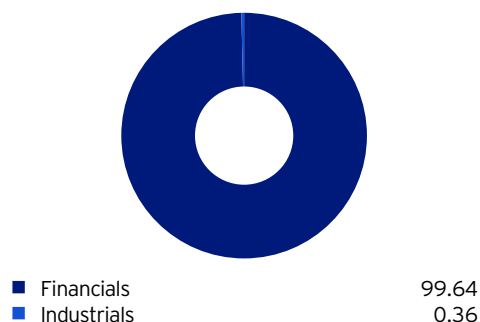
Returns less than one year are cumulative. Performance data quoted represents past performance. Past performance is not a guarantee of future results; current performance may be higher or lower than performance quoted. Investment returns and principal value will fluctuate and Shares, when redeemed, may be worth more or less than their original cost. See [invesco.com](https://www.invesco.com) to find the most recent month-end performance numbers. Market returns are based on the midpoint of the bid/ask spread at 4 p.m. ET and do not represent the returns an investor would receive if shares were traded at other times. Fund performance reflects fee waivers, absent which, performance data quoted would have been lower.

Fund inception: December 01, 2006

Not a Deposit Not FDIC Insured Not Guaranteed by the Bank May Lose Value Not Insured by any Federal Government Agency

Shares are not individually redeemable and owners of the Shares may acquire those Shares from the Fund and tender those Shares for redemption to the Fund in Creation Unit aggregations only, typically consisting of 50,000 Shares.

Index returns do not represent Fund returns. An investor cannot invest directly in an index. Neither the underlying Index nor the benchmark indexes charge management fees or brokerage expenses, and no such fees or expenses were deducted from the performance shown; nor do any of the indexes lend securities, and no revenues from securities lending were added to the performance shown. In addition, the results actual investors might have achieved would have differed from those shown because of differences in the timing, amounts of their investments, and fees and expenses associated with an investment in the Fund. ¹The S&P U.S. Preferred Stock Index is an unmanaged index consisting of U.S.-listed preferred stocks. ²The Wells Fargo® Hybrid and Preferred Securities Financial Index is a market capitalization weighted index designed to track the performance of preferred securities traded in the US market by financial institutions.

Geographic allocation (%)**Sector allocation (%)****Top ETF holdings (%)**

Name	Coupon	(Total holdings: 108)	
		Maturity	Weight
JPMorgan Chase & Co	6.00	Dec 31, 2049	2.46
Wells Fargo & Co	4.75	Dec 31, 2049	2.31
Citigroup Inc	6.88	Dec 31, 2049	2.31
JPMorgan Chase & Co	5.75	Dec 31, 2049	2.29
Wells Fargo & Co	5.85	Dec 31, 2049	2.27
JPMorgan Chase & Co	4.20	Dec 31, 2049	2.25
PNC Financial Services Group Inc/The	6.13	Dec 31, 2049	2.14
JPMorgan Chase & Co	4.63	Dec 31, 2049	2.12
Bank of America Corp	5.38	Dec 30, 2049	1.89
Bank of America Corp	6.00	Dec 31, 2049	1.87

Please see the website for complete holdings information. Holdings are subject to change. Cash is excluded from the credit rating quality allocations table below.

Credit ratings (%)

BBB	88.34
BB	11.40
Cash	0.26

Maturity (%)

> 5 years	100.00
-----------	--------

Investment risks

There are risks involved with investing in ETFs, including possible loss of money. Shares are not actively managed and are subject to risks similar to those of stocks, including those regarding short selling and margin maintenance requirements. Ordinary brokerage commissions apply. The Fund's return may not match the return of the Underlying Index. The Fund is subject to certain other risks. Please see the current prospectus for more information regarding the risk associated with an investment in the Fund.

Preferred securities may be less liquid than many other securities, and in certain circumstances, an issuer of preferred securities may redeem the securities prior to a specified date.

Stocks of small and mid-sized companies tend to be more vulnerable to adverse developments, may be more volatile, and may be illiquid or restricted as to resale.

The Fund invests in financial instruments that use the London Interbank Offered Rate ("LIBOR") as a reference or benchmark rate for variable interest rate calculations. LIBOR will be phased out by the end of 2021, and it's anticipated that LIBOR will cease to be published after that time. The uncertainty on the effects of the LIBOR transition process, therefore any impact of the LIBOR transition on the Fund or its investments cannot yet be determined. There is no assurance an alternative rate will be similar to, produce the same value or economic equivalence or instruments using the rate will have the same volume or liquidity as LIBOR. Any effects of LIBOR transition and the adoption of alternative rates could result in losses to the Fund.

Investments focused in a particular sector, such as financial, are subject to greater risk, and are more greatly impacted by market volatility, than more diversified investments.

High yield securities involve greater risk and are less liquid than higher grade issues. Changes in general economic conditions, financial conditions of the issuers and in interest rates may adversely impact the ability of issuers to make timely payments of interest and principal.

The Fund's use of a representative sampling approach will result in its holding a smaller number of securities than are in the underlying Index, and may be subject to greater volatility.

The Fund is non-diversified and may experience greater volatility than a more diversified investment.

The risks of investing in securities of foreign issuers can include fluctuations in foreign currencies, political and economic instability, and foreign taxation issues.

Important information

ICE® is a trademark of ICE Data Indices, LLC or its affiliates ("ICE Data") and has been licensed, along with the ICE Exchange-Listed Fixed Rate Financial Preferred Securities Index ("Index") for use by Invesco Capital Management LLC ("Adviser") in connection with the Invesco Financial Preferred ETF. Neither Invesco Capital Management LLC ("Adviser") nor the Invesco Financial Preferred ETF, is sponsored, operated, endorsed, recommended, sold or promoted by ICE Data and its respective third party suppliers. ICE Data and its respective third party suppliers make no representations or warranties regarding the advisability of investing in securities generally, in the Invesco Financial Preferred ETF particularly, or the ability of the Index to track general market performance. Past performance of the Index is not an indicator of or a guarantee of future results. ICE DATA AND ITS THIRD PARTY SUPPLIERS DISCLAIM ANY AND ALL WARRANTIES AND REPRESENTATIONS, EXPRESS AND/OR IMPLIED, INCLUDING ANY WARRANTIES OF MERCHANTABILITY OR FITNESS FOR A PARTICULAR PURPOSE OR USE, INCLUDING THE INDEX, INDEX DATA AND ANY INFORMATION INCLUDED IN, RELATED TO, OR DERIVED THEREFROM ("INDEX DATA"). ICE DATA AND ITS THIRD PARTY SUPPLIERS SHALL NOT BE SUBJECT TO ANY DAMAGES OR LIABILITY WITH RESPECT TO THE ADEQUACY, ACCURACY, TIMELINESS OR COMPLETENESS OF THE INDICES AND THE INDEX DATA, WHICH ARE PROVIDED ON AN "AS IS" BASIS AND YOUR USE IS AT YOUR OWN RISK.

This does not constitute a recommendation of any investment strategy or product for a particular investor. Investors should consult a financial professional before making any investment decisions.

Before investing, investors should carefully read the prospectus and consider the investment objectives, risks, charges and expenses. For this and more complete information about the fund, investors should ask their financial professionals for a prospectus or download one at [invesco.com](https://www.invesco.com)

Note: Not all products available through all firms or in all jurisdictions.

Glossary

30 Day SEC Unsubsidized Yield reflects the 30-day yield if the investment adviser were not waiving all or part of its fee or reimbursing the fund for part of its expenses. Total return would have also been lower in the absence of these temporary reimbursements or waivers.

30 Day SEC Yield is based on a 30-day period and is computed by dividing the net investment income per share earned during the period by the maximum offering price per share on the last day of the period.

Credit ratings are assigned by Nationally Recognized Statistical Rating Organizations based on assessment of the credit worthiness of the underlying bond issuers. The ratings range from AAA (highest) to D (lowest) and are subject to change. Not rated indicates the debtor was not rated, and should not be interpreted as indicating low quality. Futures and other derivatives are not eligible for assigned credit ratings by any NRSRO and are excluded from quality allocations. For more information on rating methodologies, please visit the following NRSRO websites: standardandpoors.com and select "Understanding Ratings" under Rating Resources and moody.com and select "Rating Methodologies" under Research and Ratings. Source: Standard & Poor's and Moody's, as applicable.

Effective Duration is a measure of a bond's sensitivity to interest rate changes that reflects the change in a bond's price given a change in yield. This duration measure is appropriate for bonds with embedded options.

Intraday NAV is a symbol representing estimated fair value based on the most recent intraday price of underlying assets.