



BNY Mellon Natural Resources Fund

FACT SHEET
Dec 31, 2021

Class A **DNLAX** Class C **DLDCX** Class I **DLDRX** Class Y **DLDYX**

Goal/Approach

The fund seeks long-term capital appreciation. To pursue its goal, the fund normally invests at least 80% of its net assets, plus any borrowings for investment purposes, in stocks of companies in the natural resources and natural resources related sectors. Generally, these are companies principally engaged in owning or developing natural resources, or supplying goods, technology and services relating to natural resources.

CUSIP

Class A 05587A834
Class C 05587A842
Class I 05587A859
Class Y 05587A867

Assets for the Fund

\$525,699,435

Holdings²

41

Dividend Frequency

Annually

Morningstar Category

Natural Resources

Lipper Category

Natural Resources Funds

Sub-Adviser

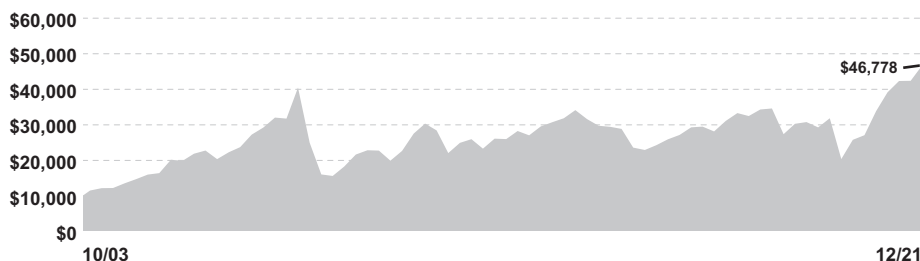


Investment Adviser

BNY Mellon Investment Adviser, Inc.

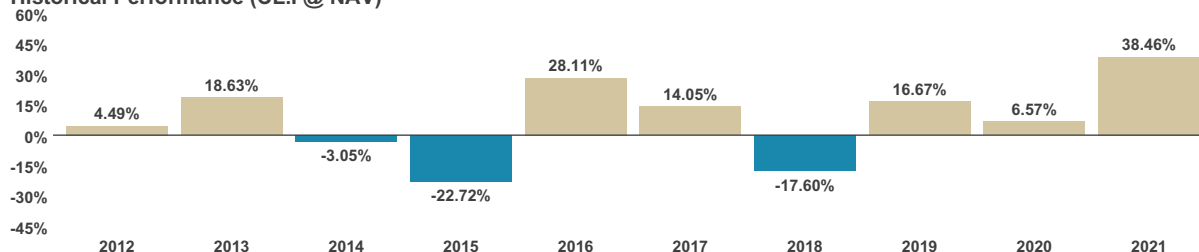
Growth of a \$10,000 Investment

A hypothetical \$10,000 investment in the fund's Class A shares on 10/31/03 would have been worth \$46,778 on 12/31/21.



This does not reflect the 5.75% maximum front-end sales load applicable to Class A shares which, if reflected, would have lowered performance. Assumes reinvestment of dividends and capital gains. Performance for the fund's other share classes would vary.

Historical Performance (CL.I @ NAV)³



Average Annual Total Returns (12/31/21)¹

Share Class/Inception Date	3 M	YTD	1 Yr	3 Yr	5 Yr	10 Yr
Class A (NAV) 10/31/03	10.37%	38.16%	38.16%	19.55%	9.81%	6.49%
Class A (5.75% max. load)	4.03%	30.22%	30.22%	17.22%	8.51%	5.86%
Class C (NAV) 10/31/03	10.15%	37.17%	37.17%	18.69%	9.03%	5.72%
Class C (1.00% max. CDSC)	9.15%	36.17%	36.17%	18.69%	9.03%	5.72%
Class I (NAV) 10/31/03	10.38%	38.46%	38.46%	19.85%	10.10%	6.77%
Class Y (NAV) 09/01/15	10.42%	38.60%	38.60%	19.98%	10.22%	6.84%
S&P 500® Index ⁴	11.03%	28.71%	28.71%	26.07%	18.47%	16.55%
S&P Global Natural Resources Index ⁵	7.32%	25.20%	25.20%	13.89%	9.64%	4.59%

The performance data quoted represents past performance, which is no guarantee of future results. Share price and investment return fluctuate, and an investor's shares may be worth more or less than original cost upon redemption. Current performance may be lower or higher than the performance quoted. Performance for periods less than 1 year is not annualized. Go to im.bnymellon.com for the fund's most recent month-end returns. Total Expense Ratios: Class A 1.26%, Class C 1.98%, Class I 1.00%, Class Y 0.87%. Not all classes of shares may be available to all investors or through all broker-dealer platforms.

¹The total return performance figures for Class Y shares of the fund represent the performance of the fund's Class I shares for periods prior to 9/1/15, the inception date for Class Y shares, and the performance of Class Y from that inception date. Performance reflects the applicable class' distribution/servicing fees since the inception date. Investors should consider, when deciding whether to purchase a particular class of shares, the investment amount, class restrictions, anticipated holding period and other relevant factors. ²Portfolio composition is as of 12/31/2021 and is subject to change at any time.

³Performance figures may reflect reimbursements or fee waivers, without which the performance would have been lower. ⁴Source: FactSet. The S&P 500® Index is widely regarded as the best single gauge of large-cap U.S. equities. The index includes 500 leading companies and captures approximately 80% coverage of available market capitalization. ⁵Source: FactSet. The S&P Global Natural Resources Index includes 90 of the largest publicly traded companies in natural resources and commodities businesses that meet specific investability requirements, offering investors diversified and investable equity exposure across three primary commodity-related sectors: agribusiness, energy, and metals & mining. Investors cannot invest directly in any index.

"Newton" and/or the "Newton Investment Management" brand refers to Newton Investment Management Limited. Newton is incorporated in the United Kingdom and is authorized and regulated by the Financial Conduct Authority in the conduct of investment business. Newton is registered with the U.S. Securities and Exchange Commission (SEC) as an investment adviser. Newton is a subsidiary of The Bank of New York Mellon Corporation.

BNY Mellon Natural Resources Fund

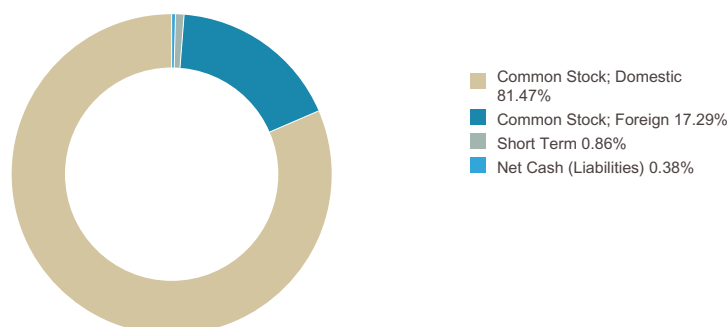
Class A **DNLAX**

Class C **DLDCX**

Class I **DLDRX**

Class Y **DLDYX**

Asset Allocation¹



Top Ten Holdings¹

Freeport-McMoRan	5.39%
Devon Energy	4.82%
Valero Energy	4.71%
Alcoa	4.71%
Marathon Petroleum	4.62%
Occidental Petroleum	4.61%
Mosaic	4.58%
Hess	4.46%
Bunge	4.34%
Nutrien	4.26%

The holdings listed should not be considered recommendations to buy or sell a security. Large concentrations can increase share price volatility.

Top Sectors and Industries¹

Oil Gas & Consumable Fuels	48.13%
Metals & Mining	19.45%
Chemicals	16.77%
Food Products	5.39%
Construction & Engineering	4.05%
Energy Equipment & Services	4.04%
Independent Power And Renewable Electricity Producers	1.50%
Electrical Equipment	0.35%
Commercial Services & Supplies	0.31%

Portfolio Management

The fund's investment adviser is BNY Mellon Investment Adviser, Inc. (BNYM Investment Adviser). BNYM Investment Adviser has engaged its affiliate, Newton Investment Management North America, LLC (Newton), to serve as the fund's sub-investment adviser. Albert Chu, CFA and David S. Intoppa are the fund's primary portfolio managers, positions they have held since October 2019 and November 2020, respectively. Mr. Chu is a vice president and senior research analyst on the Global Equity Research team at Newton Investment Management North America LLC (Newton), an affiliate of BNYM Investment Adviser. Mr. Intoppa is a director and senior research analyst on the Dynamic Large Cap Value Strategy at Newton.

Investors should consider the investment objectives, risks, charges and expenses of a mutual fund carefully before investing. To obtain a prospectus, or a summary prospectus, if available, that contains this and other information about a fund, contact your financial professional or visit im.bnymellon.com. Read the prospectus carefully before investing. Investors should discuss with their financial professional the eligibility requirements for Class I and Y shares, which are available only to certain eligible investors, and the historical results achieved by the fund's respective share classes.

BNY Mellon Investment Adviser, Inc., Newton Investment Management North America, LLC and BNY Mellon Securities Corporation are subsidiaries of The Bank of New York Mellon Corporation. BNY Mellon is the corporate brand of The Bank of New York Mellon Corporation.

¹ Portfolio composition is as of 12/31/2021 and is subject to change at any time.

Risks: Equities are subject to market, market sector, market liquidity, issuer, and investment style risks, among other factors, to varying degrees. **Currencies** are subject to the risk that those currencies will decline in value relative to a local currency, or, in the case of hedged positions, that the local currency will decline relative to the currency being hedged. Each of these risks could increase the fund's volatility. Investing in **foreign denominated and/or domiciled securities** involves special risks, including changes in currency exchange rates, political, economic, and social instability, limited company information, differing auditing and legal standards, and less market liquidity. These risks generally are greater with emerging market countries. The **natural resources sector** can be affected by events occurring in nature, inflation, and domestic and international politics. Interest rates, commodity prices, economic, tax, and energy developments, and government regulations may affect the natural resources sector and the share prices of the companies in the sector. **Small and midsize company stocks** tend to be more volatile and less liquid than larger company stocks as these companies are less established and have more volatile earnings histories. Recent market risks include pandemic risks related to **COVID-19**. The effects of COVID-19 have contributed to increased volatility in global markets and will likely affect certain countries, companies, industries and market sectors more dramatically than others. To the extent the fund may overweight its investments in certain countries, companies, industries or market sectors, such positions will increase the fund's exposure to risk of loss from adverse developments affecting those countries, companies, industries or sectors.

The information being provided is general information about our firm and its products and services. It should not be construed as investment advice or a recommendation with respect to any product or service and should not serve as a primary basis for investment decisions. Please consult a legal, tax or financial professional in order to determine whether an investment product or service is appropriate for a particular situation.