

# Invesco Active U.S. Real Estate ETF

## Fund description

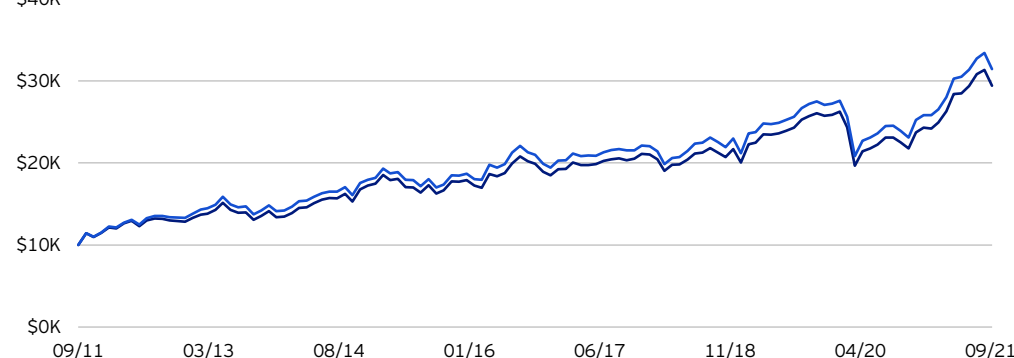
The Invesco Active U.S. Real Estate ETF seeks to achieve high total return through growth of capital and current income. The Fund structures and selects its investments primarily from a universe of securities that are included within the FTSE NAREIT All Equity REITs Index at the time of purchase. The selection methodology uses quantitative and statistical metrics to identify attractively priced securities and manage risk. The Fund will invest principally in equity real estate investment trusts (REITs). Portfolio management generally conducts a security and portfolio evaluation monthly.

## ETF Information

Fund Name	Invesco Active U.S. Real Estate
Fund Ticker	PSR
CUSIP	46090A101
Intraday NAV	PSRIV
30 Day SEC Unsubsidized Yield	2.45%
30 day SEC Yield	2.45%
Holdings	80
Management Fee	0.35%
Total Expense Ratio	0.35%
Listing Exchange	NYSE Arca

## Growth of \$10,000

- Invesco Active U.S. Real Estate ETF: \$29,416
- FTSE NAREIT All Equity REIT Index: \$31,419



Data beginning 10 years prior to the ending date of September 30, 2021. Fund performance shown at NAV.

## Performance as at September 30, 2021

Performance (%)	YTD	1Y	3Y	5Y	10Y	Fund Inception
ETF - NAV	20.94	30.63	11.45	8.15	11.39	16.10
ETF - Market Price	21.13	30.70	11.52	8.20	11.40	16.17
Benchmark <sup>1</sup>	21.63	31.54	11.73	8.41	12.13	16.85

## Calendar year performance (%)

	2020	2019	2018	2017	2016	2015	2014	2013	2012	2011
ETF - NAV	-5.97	28.95	-4.60	9.36	7.30	2.47	30.10	0.91	16.13	10.64
Benchmark <sup>1</sup>	-5.12	28.66	-4.04	8.67	8.63	2.83	28.03	2.86	19.70	8.28

Returns less than one year are cumulative. Performance data quoted represents past performance. Past performance is not a guarantee of future results; current performance may be higher or lower than performance quoted. Investment returns and principal value will fluctuate and Shares, when redeemed, may be worth more or less than their original cost. See [invesco.com](http://invesco.com) to find the most recent month-end performance numbers. Market returns are based on the midpoint of the bid/ask spread at 4 p.m. ET and do not represent the returns an investor would receive if shares were traded at other times. Fund performance reflects fee waivers, absent which, performance data quoted would have been lower.

## Fund inception: November 20, 2008

Not a Deposit Not FDIC Insured Not Guaranteed by the Bank May Lose Value Not Insured by any Federal Government Agency

Shares are not individually redeemable and owners of the Shares may acquire those Shares from the Fund and tender those Shares for redemption to the Fund in Creation Unit aggregations only, typically consisting of 10,000 Shares.

Index returns do not represent Fund returns. An investor cannot invest directly in an index.


Neither the underlying Index nor the benchmark indexes charge management fees or brokerage expenses, and no such fees or expenses were deducted from the performance shown; nor do any of the indexes lend securities, and no revenues from securities lending were added to the performance shown. In addition, the results actual investors might have achieved would have differed from those shown because of differences in the timing, amounts of their investments, and fees and expenses associated with an investment in the Fund.

<sup>1</sup>The FTSE NAREIT All Equity REITs Index is an unmanaged index considered representative of US REITs (real estate investment trusts).

Top ETF holdings (%) (Total holdings: 80)	
Name	Weight
SBA Communications	6.65
Crown Castle	6.57
American Tower 'C'	6.42
CyrusOne	2.93
Equinix	2.74
Digital Realty Trust	2.71
CoreSite Realty	2.71
Life Storage	1.85
Public Storage	1.85
CubeSmart	1.81


Please see the website for complete holdings information. Holdings are subject to change.

#### Geographic allocation (%)



■ United States 100.00

#### Sector allocation (%)



■ Equity 100.00

#### Investment risk

There are risks involved with investing in ETFs, including possible loss of money. Actively managed ETFs do not necessarily seek to replicate the performance of a specified index. Actively managed ETFs are subject to risks similar to stocks, including those related to short selling and margin maintenance. Ordinary brokerage commissions apply. The Fund's return may not match the return of the Index. The Fund is subject to certain other risks. Please see the current prospectus for more information regarding the risk associated with an investment in the Fund.

The fund may engage in frequent trading of its portfolio securities in connection with the rebalancing or adjustment of the Underlying Index.

REITs are pooled investment vehicles that trade like stocks and invest substantially all of their assets in real estate and may qualify for special tax considerations. REITs are subject to risks inherent in the direct ownership of real estate. A company's failure to qualify as a REIT under federal tax law may have adverse consequences to the REIT's shareholders. REITs may have expenses, including advisory and administration, and REIT shareholders will incur a proportionate share of the underlying expenses.

Stocks of small and mid-sized companies tend to be more vulnerable to adverse developments, may be more volatile, and may be illiquid or restricted as to resale.

Investments focused in a particular sector, such as real estate, are subject to greater risk, and are more greatly impacted by market volatility, than more diversified investments.

#### Important information

Typically, security classifications used in calculating allocation tables are as of the last trading day of the previous month.

The Global Industry Classification Standards was developed by and is the exclusive property and a service mark of MSCI, Inc. and Standard & Poor's.

This does not constitute a recommendation of any investment strategy or product for a particular investor. Investors should consult a financial professional before making any investment decisions.

**Before investing, investors should carefully read the prospectus and consider the investment objectives, risks, charges and expenses. For this and more complete information about the fund, investors should ask their financial professionals for a prospectus or download one at [invesco.com](https://www.invesco.com)**

Note: Not all products available through all firms or in all jurisdictions.

#### Glossary

**30 Day SEC Unsubsidized Yield** reflects the 30-day yield if the investment adviser were not waiving all or part of its fee or reimbursing the fund for part of its expenses. Total return would have also been lower in the absence of these temporary reimbursements or waivers.

**30 Day SEC Yield** is based on a 30-day period and is computed by dividing the net investment income per share earned during the period by the maximum offering price per share on the last day of the period.

**Intraday NAV** is a symbol representing estimated fair value based on the most recent intraday price of underlying assets.