

FIRM OVERVIEW

Rockefeller Capital Management is a global investment advisory and asset management firm that provides a wide array of services to individuals, families and trusts, as well as foundations, endowments and other nonprofit and nontaxable institutions. Our history dates back to 1882, when John D. Rockefeller, Sr. established a New York office to manage the Rockefeller Family's personal and philanthropic interests. The firm is headquartered in New York City and has offices throughout the U.S.

INVESTMENT OBJECTIVE

The Rockefeller Equity Allocation Fund seeks to achieve its investment objective of long-term total return from capital appreciation and income by investing its assets globally in a range of equity asset classes and, to a lesser extent, in fixed income securities, real estate equities (such as real estate investment trusts and commodity linked equities (such as master limited partnerships).

INVESTMENT PHILOSOPHY

The Fund's assets will be allocated across asset classes taking into consideration both our long-term strategic outlook as well as tactical views as to potential near-term opportunities. We consider a number of factors when making allocation decisions, including relative attractiveness among equity market capitalizations and geographic regions, inflation risks and factors that influence commodity prices.

In selecting investments for these strategies, we apply a bottom-up security analysis that includes fundamental, sector-based research in seeking to identify businesses that have high or improving returns on capital, barriers to competition and compelling valuations. We may sell the Fund's investments to secure gains, limit losses or reinvest in more promising investment opportunities.

WHY INVEST IN THIS FUND

- A global approach looking for the best ideas irrespective of geography.
- Ability to allocate across different equity asset classes seeking to capitalize on attractive opportunities.
- Rigorous, bottom-up research supported by a team of sector analysts.

FUND INFORMATION: INSTITUTIONAL CLASS

Ticker Symbol:	ROCKX
Cusip:	89834E476
NAV:	\$13.95
Inception Date:	2/4/2015
Dividend Frequency:	Quarterly
Total Net Assets (All Classes):	\$78.7 million

**Percentages are calculated as a percent of equity securities and cash.

AVERAGE PORTFOLIO PERFORMANCE

As of September 30, 2021	QTD	YTD	1 YR*	3 YR*	5 YR*	ITD*1
Rockefeller Equity Allocation Fund - Inst. Class	-3.02%	5.93%	22.61%	7.20%	10.04%	8.03%
MSCI All Country World Index (Net Dividends)	-1.05%	11.12%	27.44%	12.58%	13.20%	10.32%

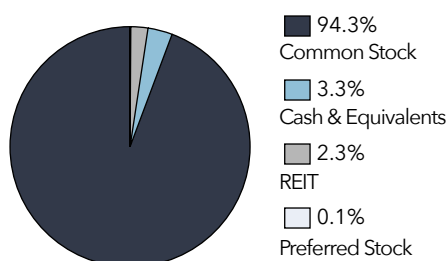
Total Annual Fund Operating Expenses: 1.23%

*Annualized return

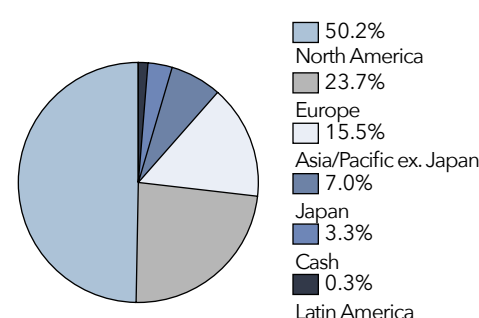
1 Since Inception (2/4/2015)

Performance data quoted represents past performance; past performance does not guarantee future results. The investment return and principal value of an investment will fluctuate so that an investor's shares, when redeemed, may be worth more or less than their original cost. Current performance of the fund may be lower or higher than the performance quoted. Performance data current to the most recent month end may be obtained by calling 800.237.7119.

ASSET ALLOCATION



GEOGRAPHIC ALLOCATION**



ASSET ALLOCATION BY STRATEGY

Global Equity Strategies

69.3%	Rockefeller Global Equity Strategy
8.5%	Rockefeller International Equity Strategy
6.8%	Rockefeller Global Dividend Growth Equity Strategy
4.9%	Rockefeller Emerging Markets Equity Strategy

Small Cap Equity Strategies

4.6%	Rockefeller Small Cap Equity Strategy
------	---------------------------------------

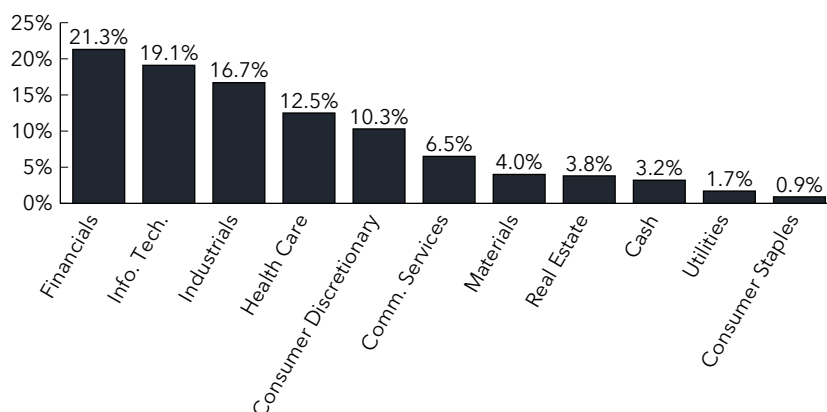
SMID Cap Strategies

4.0%	Rockefeller SMID Cap Equity Strategy
------	--------------------------------------

Managed Cash

1.9%	Managed Cash
------	--------------

EQUITY SECTOR WEIGHTS**



CONTACT US

45 Rockefeller Plaza, Floor 5
 New York, NY 10111

institutionalinfo@rockco.com

Portfolio managers **David P. Harris, Chief Investment Officer** and **Michael Seo, Director of Equity Research**, lead a team of investment professionals specializing within different industries, coupled with significant infrastructure support.

We believe that strong investment results can be achieved when fundamental disciplines are applied consistently using a long-term investment horizon.

TOP 10 HOLDINGS³

	% OF NET ASSET
Microsoft Corp.	4.01
Facebook, Inc. - Class A	2.74
Samsung Electronic	2.63
Discover Financial Services	2.45
Deutsche Post AG	2.06
Willis Towers Watson Plc	2.03
Reinsurance Group of America, Inc.	2.01
ICICI Bank Ltd.	2.01
Sony Group Corp.	1.98
Becton Dickinson & Co.	1.92

³ Excludes investments in other investment companies and exchange traded funds.

The MSCI All Country World (Net Dividends) ("MSCI ACWI") is a free float-adjusted market capitalization weighted index that measures the equity performance of global developed and emerging markets. The MSCI ACWI consists of 46 country indices comprising 23 developed and 23 emerging market country indices. The MSCI ACWI total return indices reinvest dividends after the deduction of withholding taxes, using (for international indices) a tax rate applicable to non-resident institutional investors who do not benefit from double taxation treaties. One cannot invest directly in an index.

Mutual fund investing involves risk. The value of your investment in the Fund could go down as well as up. You may lose money investing in the Fund, including the loss of principal. Investing in the Fund is subject to certain risks, including general market risk; management risk; the risks of investing in equity securities, fixed income securities including high yield bonds, MLPs, REITS, other investment companies and exchange traded funds and other types of securities. Investments in small- and medium-capitalization companies tend to have limited liquidity and greater price volatility than large-capitalization companies. Investments in non-U.S. securities may be more sensitive to currency fluctuations, political and economic instability, differing government regulations and liquidity risks. These risks are greater in emerging markets. Commodity-linked investments may subject the Fund to greater risks and volatility as commodity prices may be influenced by a variety of factors including unfavorable weather, environmental factors, and changes in government regulations. Investments in fixed income securities involve interest rate risk, credit risk, extension risk, and liquidity risk and prepayment risk. Multi-investment management styles may lead to overlapping securities transactions and higher transaction expenses compared to single investment management styles. Outcomes depend on the skill of the sub-advisers and adviser and the allocation of assets amongst them.

The fund's investment objectives, risks, charges and expenses must be considered carefully before investing. The summary and statutory prospectus contains this and other important information about the investment company, and may be obtained by calling 1.855.460.2838, or visiting www.rockefellerfunds.com. Read it carefully before investing.

Fund holdings, exposures and characteristics are as of the date shown and are subject to change at any time. As a result, the Fund's current and future holdings, exposures and characteristics may vary substantially from the information shown. No recommendation is made regarding the advisability of buying or selling any security.

Rockefeller Capital Management is the marketing name of Rockefeller & Co. LLC, the adviser to the Fund. The Rockefeller Funds are distributed by Quasar Distributors, LLC.