



BNY Mellon Focused Equity Opportunities Fund

FACT SHEET
Sep 30, 2021

Class M **MFOMX** Investor Shares **MFOIX**

Goal/Approach

The fund seeks capital appreciation. To pursue its goal, the fund normally invests at least 80% of its net assets, plus any borrowings for investment purposes, in equity securities. The fund invests, under normal circumstances, in approximately 25-30 companies that are considered by the investment adviser to be positioned for long-term earnings growth. The fund may hold growth or value stocks or a blend of both. The fund may invest in the stocks of companies of any size, although it focuses on large-cap companies (generally, those companies with market capitalizations of \$5 billion or more at the time of purchase). The fund invests primarily in equity securities of U.S. issuers, but may invest up to 25% of its assets in the equity securities of foreign issuers, including those in emerging market countries.

CUSIP

Class M 05569M475
Investor Shares 05569M459

Assets for the Fund

\$465,285,612

Holdings¹

30

Dividend Frequency

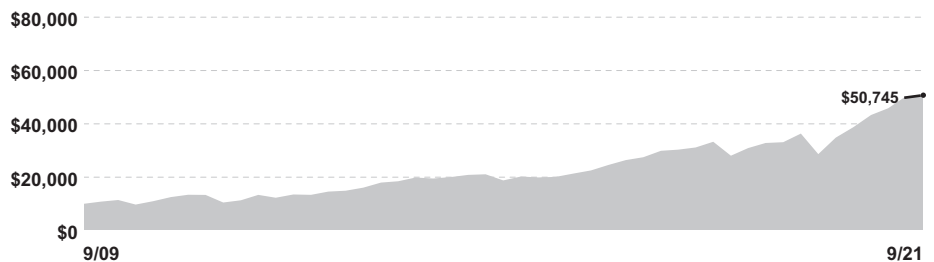
Annually

Morningstar Category

Large Growth

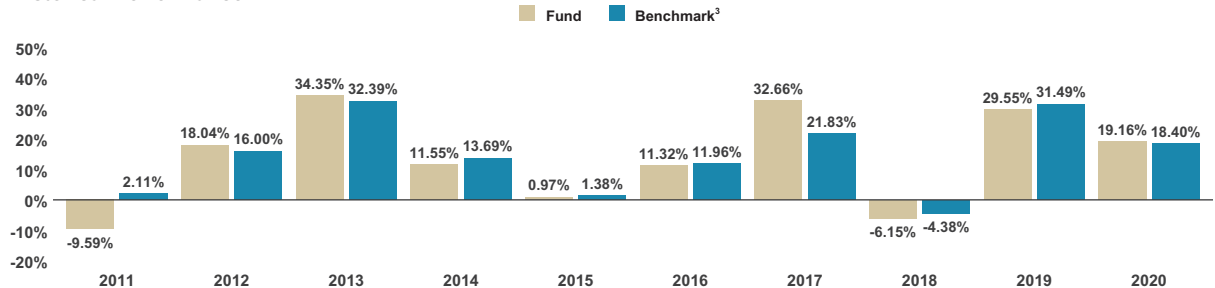
Growth of a \$10,000 Investment

A hypothetical \$10,000 investment in the fund's Class M shares on 9/30/09 would have been worth \$50,745 on 9/30/21.



Assumes reinvestment of dividends and capital gains.

Historical Performance²



Average Annual Total Returns (9/30/21)

Share Class/Inception Date	3 M	YTD	1 Yr	3 Yr	5 Yr	10 Yr
Class M (NAV) 09/30/09	0.93%	17.17%	30.94%	15.10%	18.90%	17.06%
Investor Shares (NAV) 09/30/09	0.84%	16.95%	30.59%	14.83%	18.61%	16.76%
S&P 500 [®] Index ³	0.58%	15.92%	30.00%	15.99%	16.90%	16.63%

DUE TO RECENT MARKET VOLATILITY, CURRENT PERFORMANCE MAY BE DIFFERENT THAN THE FIGURES SHOWN. Investors should note that the fund's short-term performance is highly unusual, in part to unusually favorable market conditions, and is unlikely to be repeated or consistently achieved in the future.

The performance data quoted represents past performance, which is no guarantee of future results. Share price and investment return fluctuate, and an investor's shares may be worth more or less than original cost upon redemption. Current performance may be lower or higher than the performance quoted. Performance for periods of less than 1 year is not annualized. Go to im.bnymellon.com for the fund's most recent month-end returns. Total Expense Ratios: Class M 0.87%, Investor Shares 1.12%. Not all classes of shares may be available to all investors or through all broker-dealer platforms.

¹Portfolio composition is as of 9/30/2021 and is subject to change at any time. ²Performance figures may reflect reimbursements or fee waivers, without which the performance would have been lower. ³Source: FactSet. The S&P 500[®] Index is widely regarded as the best single gauge of large-cap U.S. equities. The index includes 500 leading companies and captures approximately 80% coverage of available market capitalization. Investors cannot invest directly in any index.

Not FDIC-Insured. Not Bank-Guaranteed. May Lose Value.

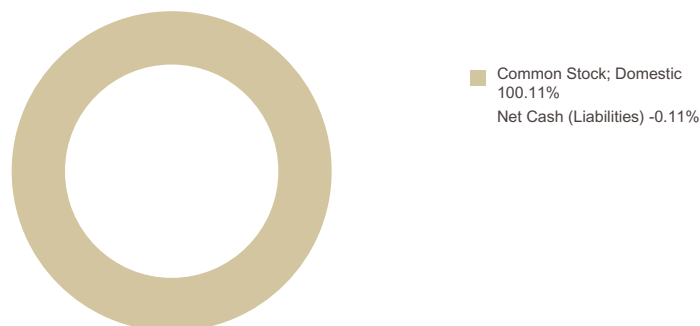


BNY MELLON
WEALTH MANAGEMENT

BNY Mellon Focused Equity Opportunities Fund

Class M **MFOMX** Investor Shares **MFOIX**

Asset Allocation¹



Portfolio Management

The fund's investment adviser is BNY Mellon Fund Advisers, a division of BNY Mellon Investment Adviser, Inc. Donald M. Sauber and Thomas Lee are the fund's primary portfolio managers, positions they have held since March 2018. Messrs. Sauber and Lee are portfolio managers and senior equity analysts at BNY Mellon Wealth Management. Mr. Sauber and Mr. Lee manage the fund in their capacity as employees of BNY Mellon Investment Adviser, Inc.

Industry Allocation¹

Technology	24.70%
Telecommunication Services	17.88%
Finance	16.22%
Health Care	9.12%
Industrial	7.29%
Capital Goods	3.27%
Pharmaceuticals, Biotech & Life Sciences	3.15%
Retailing	3.12%
Energy	3.00%
Automobiles & Components	2.68%

Top Ten Holdings¹

Microsoft	6.77%
Facebook, Cl. A	5.29%
American International Group	5.18%
Amazon.com	4.91%
Alphabet, Cl. A	4.78%
Apple	3.92%
Adobe Systems	3.85%
Nvidia	3.66%
Advanced Micro Devices	3.44%
John Deere	3.27%

The holdings listed should not be considered recommendations to buy or sell a security. Large concentrations can increase share price volatility.

Investors should consider the investment objectives, risks, charges, and expenses of the fund carefully before investing. Contact your financial professional to obtain a prospectus and, if available, the summary prospectus that contains this and other information about the fund, and read it carefully before investing.

BNY Mellon Investment Adviser, Inc., BNY Mellon Wealth Management, and BNY Mellon Securities Corporation are affiliated with The Bank of New York Mellon Corporation. BNY Mellon is the corporate brand of The Bank of New York Mellon Corporation.

¹Portfolio composition is as of 9/30/2021 and is subject to change at any time.

Risks: **Equities** are subject to market, market sector, market liquidity, issuer, and investment style risks, among other factors, to varying degrees. Investing in **foreign denominated and/or domiciled securities** involves special risks, including changes in currency exchange rates, political, economic, and social instability, limited company information, differing auditing and legal standards, and less market liquidity. These risks generally are greater with emerging market countries. *Recent market risks include pandemic risks related to COVID-19. The effects of COVID-19 have contributed to increased volatility in global markets and will likely affect certain countries, companies, industries and market sectors more dramatically than others. To the extent the fund may overweight its investments in certain countries, companies, industries or market sectors, such positions will increase the fund's exposure to risk of loss from adverse developments affecting those countries, companies, industries or sectors.*

This material has been distributed for informational purposes only and should not be construed as investment advice or a recommendation of any particular investment, strategy, investment manager or account arrangement, and should not serve as a primary basis for investment decisions. Investors should consult a legal, tax or financial professional in order to determine whether any investment product or service is appropriate for a particular situation.