



Inspire Global Hope ETF
BLES

Inspire Small/Mid Cap Impact ETF
ISMD

Inspire Corporate Bond Impact ETF
IBD

Inspire 100 ETF
BIBL

Inspire International ESG ETF
WWJD

each a series of Northern Lights Fund Trust IV

PROSPECTUS

March 30, 2021

Advised by:
Inspire (CWM Advisors, LLC)
650 San Benito Street
Suite 130
Hollister, CA 95023

inspireetf.com

phone: 877.658.9473 (toll free)

This Prospectus provides important information about the Funds that you should know before investing. Please read it carefully and keep it for future reference.

These securities have not been approved or disapproved by the Securities and Exchange Commission nor has the Securities and Exchange Commission passed upon the accuracy or adequacy of this Prospectus. Any representation to the contrary is a criminal offense.

Shares of the Funds are listed and traded on the NYSE Arca.

TABLE OF CONTENTS

FUND SUMMARY - Inspire Global Hope ETF	1
FUND SUMMARY - Inspire Small/Mid Cap Impact ETF.....	7
FUND SUMMARY - Inspire Corporate Bond Impact ETF	13
FUND SUMMARY - Inspire 100 ETF	18
FUND SUMMARY - Inspire International ESG ETF	24
ADDITIONAL INFORMATION ABOUT PRINCIPAL INVESTMENT STRATEGIES AND RELATED RISKS.....	30
Investment Objective	30
Principal Investment Strategies.....	30
Principal Investment Risks	34
Securities Lending	36
Portfolio Holdings Disclosure.....	37
Operational and Cybersecurity Risk	37
MANAGEMENT	38
Investment Adviser and Index Providers.....	38
Portfolio Managers	38
HOW SHARES ARE PRICED.....	39
Premium/Discount Information	39
HOW TO BUY AND SELL SHARES	40
Buying and Selling Shares on the Secondary Market.....	40
Creation and Redemption Transactions	40
Book Entry	40
DISTRIBUTION AND SERVICE PLAN.....	41
DIVIDENDS, OTHER DISTRIBUTIONS AND TAXES	41
Taxes	41
Taxes on Distributions.....	41
Taxes on Exchange-Listed Share Sales	42
Taxes on Purchase and Redemption of Creation Units.....	42
FUND SERVICE PROVIDERS	43
OTHER INFORMATION	43
Investments by Investment Companies	43
Continuous Offering	43
FINANCIAL HIGHLIGHTS.....	44
<i>PRIVACY NOTICE</i>	49

FUND SUMMARY - Inspire Global Hope ETF

Investment Objective: The Inspire Global Hope ETF (the “Fund”) seeks to replicate investment results that generally correspond, before fees and expenses, to the performance of the Inspire Global Hope Large Cap Equal Weight Index (“Large Cap Index”).

Fees and Expenses of the Fund: This table describes the fees and expenses that you may pay if you buy, hold and sell shares of the Fund. **You may pay other fees, such as brokerage commissions and other fees to financial intermediaries, which are not reflected in the table and example below.**

Annual Fund Operating Expenses <i>(expenses that you pay each year as a percentage of the value of your investment)</i>	
Management Fees	0.30%
Distribution and Service (12b-1) Fees	None
Other Expenses	0.31%
Total Annual Fund Operating Expenses	0.61%
Fee Waiver and/or Expense Reimbursement ⁽¹⁾	(0.09)%
Total Annual Fund Operating Expenses After Fee Waiver and/or Expense Reimbursement	0.52%

- (1) The Fund’s adviser has contractually agreed to reduce its fees and/or absorb expenses of the Fund, until at least March 31, 2022, to ensure that total annual fund operating expenses after fee waiver and/or reimbursement (exclusive of any front-end or contingent deferred loads, taxes, brokerage fees and commissions, borrowing costs (such as interest and dividend expense on securities sold short), acquired fund fees and expenses, fees and expenses associated with investments in other collective investment vehicles or derivative instruments (including for example option and swap fees and expenses), or extraordinary expenses such as litigation) will not exceed 0.52% of average daily net assets. The fee waiver and expense reimbursements are subject to possible recoupment from the Fund in future years (within the three years after the fees have been waived or reimbursed), if such recoupment can be achieved within the lesser of the foregoing expense limits or those in place at the time of recapture. This agreement may be terminated only by the Board of Trustees on 60 days’ written notice to the Fund’s adviser,

Example: This Example is intended to help you compare the cost of investing in the Fund with the cost of investing in other mutual funds.

The Example assumes that you invest \$10,000 in the Fund for the time periods indicated and then redeem all of your shares at the end of those periods. The Example also assumes that your investment has a 5% return each year and that the Fund’s operating expenses remain the same. Although your actual costs may be higher or lower, based upon these assumptions your costs would be:

<u>1 Year</u>	<u>3 Years</u>	<u>5 Years</u>	<u>10 Years</u>
\$53	\$186	\$331	\$754

Portfolio Turnover: The Fund pays transaction costs, such as commissions, when it buys and sells securities (or “turns over” its portfolio). A higher portfolio turnover rate may indicate higher transaction costs and may result in higher taxes when Fund shares are held in a taxable account. These costs, which are not reflected in annual fund operating expenses or in the Example, affect the Fund’s performance. During the fiscal year ended November 30, 2020, the Fund’s portfolio turnover rate was 36% of the average value of its portfolio.

Principal Investment Strategies: The Fund generally invests at least 80% of its total assets in the component securities of the Large Cap Index. CWM Advisors, LLC dba Inspire (the “Adviser” or Index Provider”), the Fund’s index provider (and also the Fund’s investment adviser) selects foreign (including emerging markets) and domestic equity securities from a global universe of publicly traded equity securities of companies with a market capitalization of \$5 billion or greater and which have an Inspire Impact Score® of zero or higher. The Inspire Impact Score® is a proprietary selection methodology that is designed to assign a score to a particular security based on the security’s alignment with biblical values and the positive impact the issuing company has on the world through various environmental, social and governance criterion.

The methodology removes from the investment universe the securities of any company that has any degree of participation in the following activities or products that do not align with biblical values:

- Abortifacients - Company produces abortifacient drugs. This category includes all pharmaceuticals used to terminate a pregnancy anytime from the moment of conception onward, including those labeled as “contraceptives” but which may cause a fertilized egg to be destroyed.
- Abortion Philanthropy - Corporate guided philanthropy to organizations that advocate for or provide abortions (excludes employee matching programs.)
- Abortion Legislation - Corporate sponsored political, legal or other activism that advocates for or provides abortions.

- Abortion Procedures - Company offers abortion procedures as a service.
- Cannabis Retail THC- Produces or distributes retail cannabis products containing THC, which is the psychoactive component of cannabis.
- Cannabis Cultivation/Processing- Cultivates or processes cannabis for retail or wholesale distribution.
- Gambling - Company generates revenue from gambling. This category includes the operation of casinos or other gambling facilities, as well as manufacturing gambling machinery and or other gambling specific equipment.
- Alcohol - Company produces or specifically distributes alcoholic beverages.
- Human Rights - Exploitative labor practices, working conditions or partnerships with exploitative supply partners, including unjust governmental entities and regimes.
- LGBT Legislation - Corporate sponsored legal, political or other activism that advocates for the promotion and acceptance of the LGBT lifestyle.
- LGBT Philanthropy - Corporate guided philanthropy to organizations that advocate for the promotion and acceptance of the LGBT lifestyle (excludes employee match programs).
- LGBT Promotion - Provides products or services designed specifically for the promotion and acceptance of the LGBT lifestyle, or otherwise uses corporate influence for the promotion and acceptance of the LGBT lifestyle.
- Pornography - Company produces or distributes pornography. This category includes all media types, such as film, print and online. Also included are companies that produce AO (Adult Only) rated video games which contain pornographic content.
- Tobacco - Company derives revenue from growing, manufacturing or distributing tobacco products.

The methodology then assigns a positive score based on the company's track record of acting in alignment with biblical values across the following environmental, social and governance (ESG) categories:

- Corporate Governance - Company exhibits above average Corporate Governance performance relative to its industry peer group. This category considers ownership structure, voting, proxy procedures, board structure and tenure, ethical business practices and executive compensation.
- Data Security & Privacy - Company exhibits above average Data Security & Privacy performance relative to its industry peer group. This category considers data and privacy policies and practices related to the corporation and customer data.
- Environmental Stewardship - Company exhibits above average Environmental Stewardship performance relative to its industry peer group. This category considers impacts on the atmosphere, land and water including carbon emissions, deforestation, biodiversity, waste water, water pollution and other environmental stewardship issues.
- Innovation - Company exhibits above average Innovation performance relative to its industry peer group. This category considers quality and innovation throughout all aspects of product development and distribution, including R&D, packaging and disposal.
- Labor Practices - Company exhibits above average Labor Practices performance relative to its industry peer group. This category considers compliance with fair labor standards for union and non-union employees, including employee retention, education, training, health, safety, compensation, benefits, diversity and mentoring programs.
- Marketing Ethics - Company exhibits above average Marketing Ethics performance relative to its industry peer group. This category considers honest and appropriate communications and marketing channels, transparent product labeling and social impact of marketing efforts.
- Political Action - Company exhibits above average Political Action performance relative to its industry peer group. This category considers lobbying practices, attempts at regulatory capture and undue political influence such that undermines the government's ability to serve the public interest.
- Renewable Energy - Company exhibits above average Renewable Energy performance relative to its industry peer group for the production and/or use of renewable, sustainable energy.
- Social Impact - Company exhibits above average Social Impact performance relative to its industry peer group. This category considers a company's overall impact on their communities, positive human rights behaviors, philanthropy and charity.
- Supply Chain - Company exhibits above average Supply Chain performance relative to its industry peer group. This category considers a company's overall governance of their supply chain, including social and environmental impacts and ensuring proper compliance with international human rights standards.

The Index Provider uses software that analyzes publicly available data relating to the primary business activities, products and services, philanthropy, legal activities, policies and practices when assigning Inspire Impact Scores® to a company. The 400 securities with the highest Inspire Impact Scores® are included in the Large Cap Index and are equally weighted. The Large Cap Index is typically comprised of 50% domestic securities, 40% in developed foreign securities, and 10% in emerging market securities. The Inspire Impact Scores® of the securities in the Large Cap Index are reviewed periodically (at least annually), and the Index is rebalanced quarterly. If, upon review, the Inspire Impact Score® of a security falls below an acceptable level, the security is removed from the Large Cap Index and replaced with a higher scoring security.

The equity securities included in the Index are typically foreign and domestic equity securities of companies with capitalization of \$5 billion (US Dollars) or more. Under normal market conditions, the Fund will invest at least 40% of its net assets in securities of companies in at least 3 countries outside the U.S. The Fund may concentrate its investments in a particular industry or group of industries to the extent that the Index concentrates in an industry or group of industries.

Principal Investment Risks: *As with all funds, there is the risk that you could lose money through your investment in the Fund. Many factors affect the Fund's net asset value ("NAV") and price of shares and performance.*

The following describes the risks the Fund bears with respect to its investments. As with any fund, there is no guarantee that the Fund will achieve its goal.

Asset Class Risk. Securities in the Large Cap Index or in the Fund's portfolio may underperform in comparison to the general securities markets or other asset classes.

Authorized Participant Risk. Only an Authorized Participant may engage in creation or redemption transactions directly with the Fund. The Fund has a limited number of institutions that may act as Authorized Participants on an agency basis (*i.e.*, on behalf of other market participants). To the extent that Authorized Participants exit the business or are unable to proceed with creation or redemption orders with respect to the Fund and no other Authorized Participant is able to step forward to create or redeem Creation Units, Fund shares may be more likely to trade at a premium or discount to net asset value and possibly face trading halts or delisting. Authorized Participant concentration risk may be heightened for exchange-traded funds ("ETFs") that invest in non-U.S. securities or other securities or instruments that have lower trading volumes.

Biblically Responsible Investment Risk. The Fund invests at least 80% of its assets in the component securities of the Index which uses the Inspire Impact Score® and related biblical values screening criteria in selecting its component securities. As a result of its strategy, the Large Cap Index's exclusion of securities of certain issuers for nonfinancial reasons may cause the Fund to forgo some market opportunities available to funds that do not use these criteria. This could be due to biblically responsible companies falling out of favor with investors or failing to perform as well as companies that do not receive a favorable Inspire Impact Score®.

Concentration Risk. The Fund may focus its investments in securities of a particular industry to the extent the Large Cap Index does. Economic, legislative or regulatory developments may occur that significantly affect the industry. This may cause the Fund's net asset value to fluctuate more than that of a fund that does not focus in a particular industry.

Early Close/Trading Halt Risk. An exchange or market may close or impose a market trading halt or issue trading halts on specific securities, or the ability to buy or sell certain securities or financial instruments may be restricted, which may prevent the Fund from buying or selling certain securities or financial instruments. In these circumstances, the Fund may be unable to rebalance its portfolio, may be unable to accurately price its investments and may incur substantial trading losses.

Emerging Markets Risk. Investing in emerging markets involves not only the risks described below with respect to investing in foreign securities, but also other risks, including exposure to economic structures that are generally less diverse and mature, and to political systems that can be expected to have less stability, than those of developed countries. The typically small size of the markets of securities of issuers located in emerging markets and the possibility of a low or nonexistent volume of trading in those securities may also result in a lack of liquidity and in price volatility of those securities.

Equity Securities Risk. Fluctuations in the value of equity securities held by the Fund will cause the net asset value ("NAV") of the Fund and the price of its Shares to fluctuate.

- *Common Stock Risks.* Common stock of an issuer in the Fund's portfolio may decline in price if the issuer fails to make anticipated dividend payments. Common stock will be subject to greater dividend risk than preferred stocks or debt instruments of the same issuer. In addition, common stocks have experienced significantly more volatility in returns than other asset classes.
- *Preferred Stock Risks.* Generally, preferred stockholders (such as the Fund) have no voting rights with respect to the issuing company unless certain events occur. In addition, preferred stock will be subject to greater credit risk than debt instruments of an issuer, and could be subject to interest rate risk like fixed income securities, as described below. An issuer's board of directors is generally not under any obligation to pay a dividend (even if dividends have accrued), and may suspend payment of dividends on preferred stock at any time. There is also a risk that the issuer of any of the Fund's holdings will default and fail to make scheduled dividend payments on the preferred stock held by the Fund).

ETF Structure Risks: The Fund is structured as an ETF and as a result is subject to the special risks, including:

- *Not Individually Redeemable.* The Fund's shares ("Shares") are not redeemable by retail investors and may be redeemed only by Authorized Participants at NAV and only in Creation Units. A retail investor generally incurs brokerage costs when selling shares.
- *Trading Issues.* Trading in Shares on the NYSE Arca (the "Exchange") may be halted due to market conditions or for reasons that, in the view of the Exchange, make trading in Shares inadvisable, such as extraordinary market volatility. There can be no assurance that Shares will continue to meet the listing requirements of the Exchange which may result in the trading of the Shares being suspended or the Shares being delisted. An active trading market for the Shares may not be developed or maintained. If the Shares are traded outside a collateralized settlement system, the number of financial institutions that can act as Authorized Participants that can post collateral on an agency basis is limited, which may limit the market for the Shares.
- *Market Price Variance Risk.* The market prices of Shares will fluctuate in response to changes in NAV and supply and demand for Shares and will include a "bid-ask spread" charged by the exchange specialists, market makers or other participants that trade the Shares. There may be times when the market price and the NAV vary significantly. This means that Shares may trade at a discount to NAV.
 - In times of market stress, market makers may step away from their role market making in the Shares and in executing trades, which can lead to differences between the market value of the Shares and the Fund's NAV.
 - The market price of the Shares may deviate from the Fund's NAV, particularly during times of market stress, with the result that investors may pay significantly more or significantly less the Shares than the Fund's NAV, which is reflected in the bid and ask price for the Shares or in the closing price.
 - When all or a portion of the Fund's underlying securities trade in a market that is closed when the market for the Fund's shares is open, there may be changes from the last quote of the closed market and the quote from the Fund's domestic trading day, which could lead to differences between the market value of the Shares and the Fund's NAV.
 - In stressed market conditions, the market for the Shares may become less liquid in response to the deteriorating liquidity of the Fund's portfolio. This adverse effect on the liquidity of the Shares may, in turn, lead to differences between the market value of the Shares and the Fund's NAV.

Foreign Securities Risk. Since the Fund's investments may include foreign securities, the Fund is subject to risks beyond those associated with investing in domestic securities. Foreign companies are generally not subject to the same regulatory requirements of U.S. companies thereby resulting in less publicly available information about these companies. In addition, foreign accounting, auditing and financial reporting standards generally differ from those applicable to U.S. companies.

Market and Geopolitical Risk. The increasing interconnectivity between global economies and financial markets increases the likelihood that events or conditions in one region or financial market may adversely impact issuers in a different country, region or financial market. Securities in the Fund's portfolio may underperform due to inflation (or expectations for inflation), interest rates, global demand for particular products or resources, natural disasters, pandemics, epidemics, terrorism, regulatory events and governmental or quasi-governmental actions. The occurrence of global events similar to those in recent years may result in market volatility and may have long term effects on both the U.S. and global financial markets. The current novel coronavirus (COVID-19) global pandemic and the aggressive responses taken by many governments, including closing borders, restricting international and domestic travel, and the imposition of prolonged quarantines or similar restrictions, as well as the forced or voluntary closure of, or operational changes to, many retail and other businesses, has had negative impacts, and in many cases severe negative impacts, on markets worldwide. It is not known how long such impacts, or any future impacts of other significant events described above, will or would last, but there could be a prolonged period of global economic slowdown, which may impact your Fund investment.

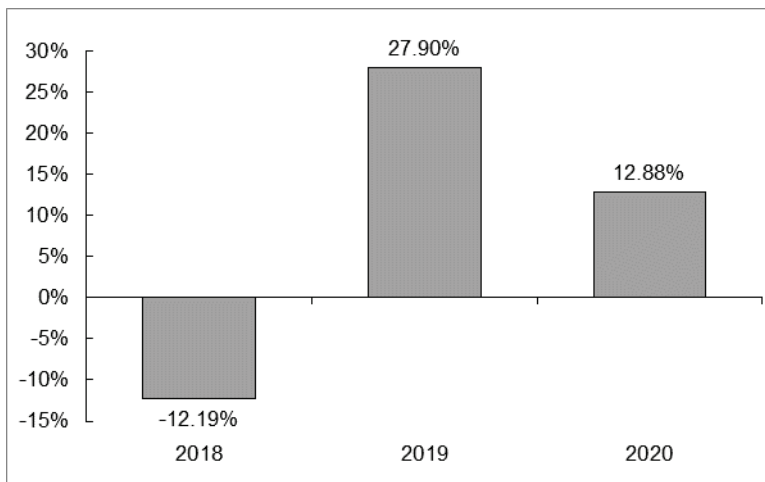
Passive Investment Risk. The Fund is not actively managed and the Adviser will not sell shares of an equity security due to current or projected underperformance of a security, industry or sector, unless that security is removed from the Large Cap Index or the selling of shares of that security is otherwise required upon a rebalancing of the Index as addressed in the Large Cap Index methodology.

Sampling Risk. The Fund's use of a representative sampling approach, if used, could result in its holding a smaller number of securities than are in the Large Cap Index. As a result, an adverse development with an issuer of securities held by the Fund could result in a greater decline in NAV than would be the case if the Fund held all of the securities in the Large Cap Index. To the extent the assets in the Fund are smaller, these risks will be greater.

Tracking Error Risk. Tracking error is the divergence of the Fund's performance from that of the Large Cap Index. Tracking error may occur because of imperfect correlation between the Fund's holdings of portfolio securities and those in the Large Cap Index, pricing differences, the Fund's holding of cash, differences on timing of the accrual of dividends, changes to the Large Cap Index or the need to meet various regulatory requirements. This risk may be heightened during times of increased market volatility or other unusual market conditions. Tracking error also may result because the Fund incurs fees and expenses, while the Large Cap Index does not.

Performance: The bar chart and performance table below show the variability of the Fund's returns, which is some indication of the risks of investing in the Fund by showing changes in the Fund's performance from year to year and by showing the Fund's one-year and since inception performance compared with those of a broad measure of market performance. The bar chart shows performance of the Fund's shares for each calendar year since the Fund's inception. The performance table compares the performance of the Fund over time to the performance of a broad-based securities market index. You should be aware that the Fund's past performance (before and after taxes) is not necessarily an indication of how the Fund will perform in the future. Updated performance information will be available at no cost by visiting Inspireetf.com or by calling 877.658.9473.

Performance Bar Chart For Calendar Year Ended December 31



Best Quarter: 2nd Quarter 2019 24.10%
Worst Quarter: 1st Quarter 2018 (29.54)%

The Fund's year-to-date return as of the most recent fiscal quarter, which ended February 28, 2021 was 3.75%.

Performance Table
Average Annual Total Returns
(For periods ended December 31, 2020)

	One Year	Since Inception (2/27/17)
Return before taxes	12.88%	10.45%
Return after taxes on distributions	12.33%	9.83%
Return after taxes on distributions and sale of Fund shares	7.85%	8.06%
Inspire Global Hope Large Cap Equal Weight Index	11.63%	10.72%
S&P Global 1200 Total Return Index	15.58%	12.95%

After-tax returns are calculated using the historical highest individual federal marginal income tax rates and do not reflect the impact of state and local taxes. Actual after-tax returns depend on an investor's tax situation and may differ from those shown, and after-tax returns shown are not relevant to investors who hold their Shares through tax-deferred arrangements, such as 401(k) plans or individual retirement accounts.

Investment Adviser: CWM Advisors, LLC dba Inspire.

Portfolio Managers: Robert Netzly, CEO of the Adviser, and Darrell Jayroe, CFA®, Portfolio Manager of the Adviser have each served the Fund as a portfolio manager since it commenced operations in February 2017.

Purchase and Sale of Fund Shares: The Fund issues and redeems Shares at NAV only in large blocks of 50,000 Shares (each block of Shares is called a “Creation Unit”). Creation Units are issued and redeemed for cash and/or in-kind for securities. Individual Shares may only be purchased and sold in secondary market transactions through brokers. Except when aggregated in Creation Units in transactions with Authorized Participants, the Shares are not redeemable securities of the Fund.

Shares may only be bought and sold in the secondary market (i.e., on a national securities exchange) through a broker or dealer at a market price. Because the Shares trade at market prices rather than NAV, Shares may trade at a price greater than NAV (at a premium), at NAV, or less than NAV (at a discount). An investor may incur costs attributable to the difference between the highest price a buyer is willing to pay to purchase Shares (bid) and the lowest price a seller is willing to accept for Shares (ask) when buying or selling shares in the secondary market (the “bid-ask spread”). Recent information, including information on the Fund’s NAV, market price, premiums and discounts, and bid-ask spreads, is available online at www.inspireetf.com.

Tax Information: The Fund’s distributions generally will be taxable as ordinary income or long-term capital gains. A sale of Shares may result in capital gain or loss.

Payments to Broker-Dealers and Other Financial Intermediaries: If you purchase the Fund through a broker-dealer or other financial intermediary (such as a bank), the Fund and its related companies may pay the intermediary for marketing activities or other services related to the sale or promotion of the Fund. These payments may create a conflict of interest by influencing the broker-dealer or other intermediary and your salesperson to recommend the Fund over another investment. Ask your salesperson or visit your financial intermediary’s website for more information.

FUND SUMMARY - Inspire Small/Mid Cap Impact ETF

Investment Objective: The Inspire Small/Mid Cap Impact ETF (the “Fund”) seeks to replicate investment results that generally correspond, before fees and expenses, to the performance of the Inspire Small/Mid Cap Impact Equal Weight Index (“Small/Mid Cap Index”).

Fees and Expenses of the Fund: This table describes the fees and expenses that you may pay if you buy, hold and sell shares of the Fund. **You may pay other fees, such as brokerage commissions and other fees to financial intermediaries, which are not reflected in the table and example below**

Annual Fund Operating Expenses <i>(expenses that you pay each year as a percentage of the value of your investment)</i>	
Management Fees	0.30%
Distribution and Service (12b-1) Fees	None
Other Expenses	0.27%
Total Annual Fund Operating Expenses	0.57%
Fee Waiver and/or Expense Reimbursement ⁽¹⁾	0.03%
Total Annual Fund Operating Expenses After Fee Waiver and/or Expense Reimbursement	0.60%

- (1) The Fund’s adviser has contractually agreed to reduce its fees and/or absorb expenses of the Fund, until at least March 31, 2022, to ensure that total annual fund operating expenses after fee waiver and/or reimbursement (exclusive of any front-end or contingent deferred loads, taxes, brokerage fees and commissions, borrowing costs (such as interest and dividend expense on securities sold short), acquired fund fees and expenses, fees and expenses associated with investments in other collective investment vehicles or derivative instruments (including for example option and swap fees and expenses), or extraordinary expenses such as litigation) will not exceed 0.60% of average daily net assets. The fee waiver and expense reimbursements are subject to possible recoupment from the Fund in future years (within the three years after the fees have been waived or reimbursed), if such recoupment can be achieved within the lesser of the foregoing expense limits or those in place at the time of recapture. This agreement may be terminated only by the Board of Trustees on 60 days’ written notice to the Fund’s adviser.

Example: This Example is intended to help you compare the cost of investing in the Fund with the cost of investing in other mutual funds.

The Example assumes that you invest \$10,000 in the Fund for the time periods indicated and then redeem all of your shares at the end of those periods. The Example also assumes that your investment has a 5% return each year and that the Fund’s operating expenses remain the same. Although your actual costs may be higher or lower, based upon these assumptions your costs would be:

<u>1 Year</u>	<u>3 Years</u>	<u>5 Years</u>	<u>10 Years</u>
\$61	\$186	\$321	\$716

Portfolio Turnover: The Fund pays transaction costs, such as commissions, when it buys and sells securities (or “turns over” its portfolio). A higher portfolio turnover rate may indicate higher transaction costs and may result in higher taxes when Fund shares are held in a taxable account. These costs, which are not reflected in annual fund operating expenses or in the Example, affect the Fund’s performance. During the fiscal year ended November 30, 2020, the Fund’s portfolio turnover rate was 92% of the average value of its portfolio.

Principal Investment Strategies: The Fund generally invests at least 80% of its total assets in the component securities of the Small/Mid Cap Weight Index. CWM Advisors, LLC dba Inspire (the “Adviser” or “Index Provider”), the Fund’s index provider (and also the Fund’s investment adviser) selects securities from a universe of publicly traded, domestic small and mid capitalization equity securities of companies with market capitalizations between \$1 billion and \$3.5 billion and which have an Inspire Impact Score® of zero or higher. The Inspire Impact Score® is a proprietary selection methodology that assigns a score to a particular security based on the security’s alignment with biblical values and the positive impact the issuing company has on the world through various environmental, social and governance criterion. Under normal circumstances, 50% of the index will be comprised of equities of companies with market capitalizations between \$1 billion and \$2 billion, and 50% of the index will be comprised of equities of companies with market capitalizations between \$2 billion and \$3.5 billion.

The methodology removes from the investment universe the securities of any company that has any degree of participation in the following activities or products that do not align with biblical values:

- **Abortifacients** - Company produces abortifacient drugs. This category includes all pharmaceuticals used to terminate a pregnancy anytime from the moment of conception onward, including those labeled as “contraceptives” but which may cause a fertilized egg to be destroyed.
- **Abortion Philanthropy** - Corporate guided philanthropy to organizations that advocate for or provide abortions (excludes employee matching programs.)

- Abortion Legislation - Corporate sponsored political, legal or other activism that advocates for or provides abortions.
- Abortion Procedures - Company offers abortion procedures as a service.
- Cannabis Retail THC- Produces or distributes retail cannabis products containing THC, which is the psychoactive component of cannabis.
- Cannabis Cultivation/Processing- Cultivates or processes cannabis for retail or wholesale distribution.
- Gambling - Company generates revenue from gambling. This category includes the operation of casinos or other gambling facilities, as well as manufacturing gambling machinery and or other gambling specific equipment.
- Alcohol - Company produces or specifically distributes alcoholic beverages.
- Human Rights - Exploitative labor practices, working conditions or partnerships with exploitative supply partners, including unjust governmental entities and regimes.
- LGBT Legislation - Corporate sponsored legal, political or other activism that advocates for the promotion and acceptance of the LGBT lifestyle.
- LGBT Philanthropy - Corporate guided philanthropy to organizations that advocate for the promotion and acceptance of the LGBT lifestyle (excludes employee match programs).
- LGBT Promotion - Provides products or services designed specifically for the promotion and acceptance of the LGBT lifestyle, or otherwise uses corporate influence for the promotion and acceptance of the LGBT lifestyle.
- Pornography - Company produces or distributes pornography. This category includes all media types, such as film, print and online. Also included are companies that produce AO (Adult Only) rated video games which contain pornographic content.
- Tobacco - Company derives revenue from growing, manufacturing or distributing tobacco products.

The methodology then assigns a positive score based on the company's track record of acting in alignment with biblical values across the following environmental, social and governance (ESG) categories:

- Corporate Governance - Company exhibits above average Corporate Governance performance relative to its industry peer group. This category considers ownership structure, voting, proxy procedures, board structure and tenure, ethical business practices and executive compensation.
- Data Security & Privacy - Company exhibits above average Data Security & Privacy performance relative to its industry peer group. This category considers data and privacy policies and practices related to the corporation and customer data.
- Environmental Stewardship - Company exhibits above average Environmental Stewardship performance relative to its industry peer group. This category considers impacts on the atmosphere, land and water including carbon emissions, deforestation, biodiversity, waste water, water pollution and other environmental stewardship issues.
- Innovation - Company exhibits above average Innovation performance relative to its industry peer group. This category considers quality and innovation throughout all aspects of product development and distribution, including R&D, packaging and disposal.
- Labor Practices - Company exhibits above average Labor Practices performance relative to its industry peer group. This category considers compliance with fair labor standards for union and non-union employees, including employee retention, education, training, health, safety, compensation, benefits, diversity and mentoring programs.
- Marketing Ethics - Company exhibits above average Marketing Ethics performance relative to its industry peer group. This category considers honest and appropriate communications and marketing channels, transparent product labeling and social impact of marketing efforts.
- Political Action - Company exhibits above average Political Action performance relative to its industry peer group. This category considers lobbying practices, attempts at regulatory capture and undue political influence such that undermines the government's ability to serve the public interest.
- Renewable Energy - Company exhibits above average Renewable Energy performance relative to its industry peer group for the production and/or use of renewable, sustainable energy.
- Social Impact - Company exhibits above average Social Impact performance relative to its industry peer group. This category considers a company's overall impact on their communities, positive human rights behaviors, philanthropy and charity.
- Supply Chain - Company exhibits above average Supply Chain performance relative to its industry peer group. This category considers a company's overall governance of their supply chain, including social and environmental impacts and ensuring proper compliance with international human rights standards.

The Index Provider uses software that analyzes publicly available data relating to the primary business activities, products and services, philanthropy, legal activities, policies and practices when assigning Inspire Impact Scores® to a company. The 500 securities with the highest Inspire Impact Scores are included in the Small/Mid Cap Index and are equally weighted. The Inspire Impact Scores® of the securities in the Small/Mid Cap Index are reviewed periodically (at least annually), and the Small/Mid Cap Index is rebalanced quarterly. If, upon review, the Inspire Impact Score of a security falls below an acceptable level, the security is removed from the Small/Mid Cap Index and replaced with a higher scoring security.

Under normal market conditions, the Fund invests at least 80% of its assets (defined as net assets plus borrowing for investment purposes) in domestic small and mid capitalization equity securities. The Index Provider defines small and mid capitalization companies to be those with a market cap of less than \$10 billion, and under normal circumstances targets companies with market capitalizations between \$1 billion and \$3.5 billion. The Fund may concentrate its investments in a particular industry or group of industries to the extent that the Small/Mid Cap Index concentrates in an industry or group of industries.

Principal Investment Risks: *As with all funds, there is the risk that you could lose money through your investment in the Fund. Many factors affect the Fund's net asset value and price of shares and performance.*

The following describes the risks the Fund bears with respect to its investments. As with any fund, there is no guarantee that the Fund will achieve its goal.

Asset Class Risk. Securities in the Small/Mid Cap Index or in the Fund's portfolio may underperform in comparison to the general securities markets or other asset classes.

Authorized Participant Risk. Only an Authorized Participant may engage in creation or redemption transactions directly with the Fund. The Fund has a limited number of institutions that may act as Authorized Participants on an agency basis (*i.e.*, on behalf of other market participants). To the extent that Authorized Participants exit the business or are unable to proceed with creation or redemption orders with respect to the Fund and no other Authorized Participant is able to step forward to create or redeem Creation Units, Fund shares may be more likely to trade at a premium or discount to net asset value and possibly face trading halts or delisting. Authorized Participant concentration risk may be heightened for exchange-traded funds ("ETFs") that invest in non-U.S. securities or other securities or instruments that have lower trading volumes.

Biblically Responsible Investment Risk. The Fund invests at least 80% of its assets in the component securities of the Small/Mid Cap Index which uses the Inspire Impact Score® and related biblical values screening criteria in selecting its component securities. As a result of its strategy, the Small/Mid Cap Index's exclusion of securities of certain issuers for nonfinancial reasons may cause the Fund to forgo some market opportunities available to funds that do not use these criteria. This could be due to biblically responsible companies falling out of favor with investors or failing to perform as well as companies that do not receive a favorable Inspire Impact Score®.

Concentration Risk. The Fund may focus its investments in securities of a particular industry to the extent the Small/Mid Cap Index does. Economic, legislative or regulatory developments may occur that significantly affect the industry. This may cause the Fund's net asset value and price of shares to fluctuate more than that of a fund that does not focus in a particular industry.

Early Close/Trading Halt Risk. An exchange or market may close or impose a market trading halt or issue trading halts on specific securities, or the ability to buy or sell certain securities or financial instruments may be restricted, which may prevent the Fund from buying or selling certain securities or financial instruments. In these circumstances, the Fund may be unable to rebalance its portfolio, may be unable to accurately price its investments and may incur substantial trading losses.

Equity Securities Risk. Fluctuations in the value of equity securities held by the Fund will cause the net asset value ("NAV") of the Fund and the price of its Shares to fluctuate.

- *Common Stock Risks.* Common stock of an issuer in the Fund's portfolio may decline in price if the issuer fails to make anticipated dividend payments. Common stock will be subject to greater dividend risk than preferred stocks or debt instruments of the same issuer. In addition, common stocks have experienced significantly more volatility in returns than other asset classes.
- *Preferred Stock Risks.* Generally, preferred stockholders (such as the Fund) have no voting rights with respect to the issuing company unless certain events occur. In addition, preferred stock will be subject to greater credit risk than debt instruments of an issuer, and could be subject to interest rate risk like fixed income securities, as described below. An issuer's board of directors is generally not under any obligation to pay a dividend (even if dividends have accrued), and may suspend payment of dividends on preferred stock at any time. There is also a risk that the issuer of any of the Fund's holdings will default and fail to make scheduled dividend payments on the preferred stock held by the Fund).

ETF Structure Risks. The Fund is structured as an ETF and as a result is subject to the special risks, including:

- *Not Individually Redeemable.* The Fund's shares ("Shares") are not redeemable by retail investors and may be redeemed only by Authorized Participants at net asset value ("NAV") and only in Creation Units. A retail investor generally incurs brokerage costs when selling Shares.
- *Trading Issues.* Trading in Shares on the NYSE Arca (the "Exchange") may be halted due to market conditions or for reasons that, in the view of the Exchange, make trading in Shares inadvisable, such as extraordinary market volatility. There can be no assurance that Shares will continue to meet the listing requirements of the Exchange, which may result in the trading of the Shares being suspended or the Shares being delisted. An active trading market for the Shares may not be developed or maintained. If the Shares are traded outside a collateralized settlement system, the number of financial institutions that can act as Authorized Participants that can post collateral on an agency basis is limited, which may limit the market for the Shares.
- *Market Price Variance Risk.* The market prices of Shares will fluctuate in response to changes in NAV and supply and demand for Shares and will include a "bid-ask spread" charged by the exchange specialists, market makers or other participants that trade the particular security. There may be times when the market price and the NAV vary significantly. This means that Shares may trade at a discount to NAV.
 - In times of market stress, market makers may step away from their role market making in the Shares and in executing trades, which can lead to differences between the market value of the Shares and the Fund's NAV.
 - The market price of the Shares may deviate from the Fund's NAV, particularly during times of market stress, with the result that investors may pay significantly more or significantly less the Shares than the Fund's NAV, which is reflected in the bid and ask price for the Shares or in the closing price.
 - When all or a portion of the Fund's underlying securities trade in a market that is closed when the market for the Fund's shares is open, there may be changes from the last quote of the closed market and the quote from the Fund's domestic trading day, which could lead to differences between the market value of the Shares and the Fund's NAV.
 - In stressed market conditions, the market for the Shares may become less liquid in response to the deteriorating liquidity of the Fund's portfolio. This adverse effect on the liquidity of the Shares may, in turn, lead to differences between the market value of the Shares and the Fund's NAV.

Market and Geopolitical Risk. The increasing interconnectivity between global economies and financial markets increases the likelihood that events or conditions in one region or financial market may adversely impact issuers in a different country, region or financial market. Securities in the Fund's portfolio may underperform due to inflation (or expectations for inflation), interest rates, global demand for particular products or resources, natural disasters, pandemics, epidemics, terrorism, regulatory events and governmental or quasi-governmental actions. The occurrence of global events similar to those in recent years may result in market volatility and may have long term effects on both the U.S. and global financial markets. The current novel coronavirus (COVID-19) global pandemic and the aggressive responses taken by many governments, including closing borders, restricting international and domestic travel, and the imposition of prolonged quarantines or similar restrictions, as well as the forced or voluntary closure of, or operational changes to, many retail and other businesses, has had negative impacts, and in many cases severe negative impacts, on markets worldwide. It is not known how long such impacts, or any future impacts of other significant events described above, will or would last, but there could be a prolonged period of global economic slowdown, which may impact your Fund investment.

Passive Investment Risk. The Fund is not actively managed and the adviser will not sell shares of an equity security due to current or projected underperformance of a security, industry or sector, unless that security is removed from the Small/Mid Cap Index or the selling of shares of that security is otherwise required upon a rebalancing of the Index as addressed in the Small/Mid Cap Index methodology.

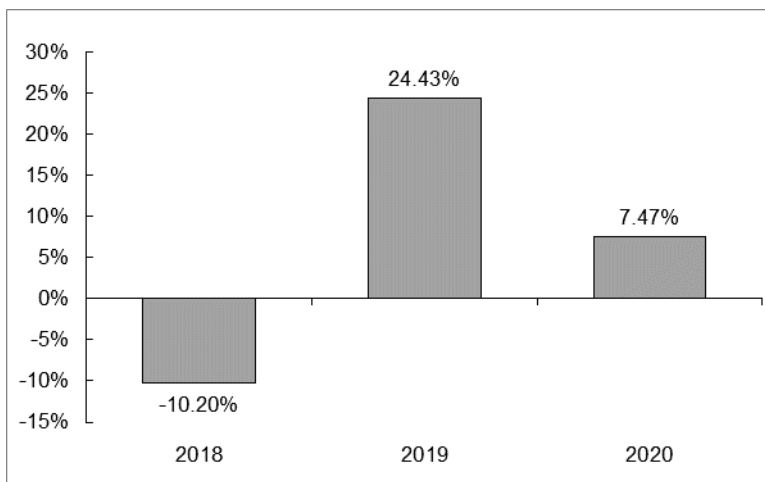
Sampling Risk. The Fund's use of a representative sampling approach, if used, could result in its holding a smaller number of securities than are in the Small/Mid Cap Index. As a result, an adverse development with an issuer of securities held by the Fund could result in a greater decline in NAV than would be the case if the Fund held all of the securities in the Small/Mid Cap Index. To the extent the assets in the Fund are smaller, these risks will be greater.

Small and Medium Capitalization Stock Risk. The earnings and prospects of small and medium sized companies are more volatile than larger companies and may experience higher failure rates than larger companies. Small and medium sized companies normally have a lower trading volume than larger companies, which may tend to make their market price fall more disproportionately than larger companies in response to selling pressures and may have limited markets, product lines, or financial resources and lack management experience.

Tracking Error Risk. Tracking error is the divergence of the Fund's performance from that of the Index. Tracking error may occur because of imperfect correlation between the Fund's holdings of portfolio securities and those in the Small/Mid Cap Index, pricing differences, the Fund's holding of cash, differences on timing of the accrual of dividends, changes to the Index or the need to meet various regulatory requirements. This risk may be heightened during times of increased market volatility or other unusual market conditions. Tracking error also may result because the Fund incurs fees and expenses, while the Small/Mid Cap Index does not.

Performance: The bar chart and performance table below show the variability of the Fund's returns, which is some indication of the risks of investing in the Fund by showing changes in the Fund's performance from year to year and by showing the Fund's one-year and since inception performance compared with those of a broad measure of market performance. The bar chart shows performance of the Fund's shares for each calendar year since the Fund's inception. The performance table compares the performance of the Fund over time to the performance of a broad-based securities market index. You should be aware that the Fund's past performance (before and after taxes) is not necessarily an indication of how the Fund will perform in the future. Updated performance information will be available at no cost by visiting Inspireetf.com or by calling 877.658.9473.

Performance Bar Chart For Calendar Year Ended December 31



Best Quarter: 4th Quarter 2020 31.98%
Worst Quarter: 1st Quarter 2020 (32.52)%

The Fund's year-to-date return as of the most recent fiscal quarter, which ended February 28, 2021 was 13.68%.

Performance Table
Average Annual Total Returns
(For periods ended December 31, 2020)

	One Year	Since Inception (2/27/17)
Return before taxes	7.47%	6.87%
Return after taxes on distributions	7.12%	6.27%
Return after taxes on distributions and sale of Fund shares	4.54%	5.14%
Inspire Small/Mid Cap Impact Equal Weight Index	10.55%	8.18%
S&P SmallCap 600 Equal Weight Total Return Index	14.71%	8.23%

After-tax returns are calculated using the historical highest individual federal marginal income tax rates and do not reflect the impact of state and local taxes. Actual after-tax returns depend on an investor's tax situation and may differ from those shown, and after-tax returns shown are not relevant to investors who hold their Shares through tax-deferred arrangements, such as 401(k) plans or individual retirement accounts.

Investment Adviser: CWM Advisors, LLC dba Inspire.

Portfolio Managers: Robert Netzly, CEO of the Adviser, and Darrell Jayroe, CFA®, Portfolio Manager of the Adviser have each served the Fund as a portfolio manager since it commenced operations in February 2017.

Purchase and Sale of Fund Shares: The Fund issues and redeems Shares at NAV only in large blocks of 50,000 Shares (each block of Shares is called a “Creation Unit”). Creation Units are issued and redeemed for cash and/or in-kind for securities. Individual Shares may only be purchased and sold in secondary market transactions through brokers. Except when aggregated in Creation Units in transactions with Authorized Participants, the Shares are not redeemable securities of the Fund.

Shares may only be bought and sold in the secondary market (i.e., on a national securities exchange) through a broker or dealer at a market price. Because the Shares trade at market prices rather than NAV, Shares may trade at a price greater than NAV (at a premium), at NAV, or less than NAV (at a discount). An investor may incur costs attributable to the difference between the highest price a buyer is willing to pay to purchase Shares (bid) and the lowest price a seller is willing to accept for Shares (ask) when buying or selling shares in the secondary market (the “bid-ask spread”). Recent information, including information on the Fund’s NAV, market price, premiums and discounts, and bid-ask spreads, is available online at www.inspireetf.com.

Tax Information: The Fund’s distributions generally will be taxable as ordinary income or long-term capital gains. A sale of Shares may result in capital gain or loss.

Payments to Broker-Dealers and Other Financial Intermediaries: If you purchase the Fund through a broker-dealer or other financial intermediary (such as a bank), the Fund and its related companies may pay the intermediary for the marketing activities or other services related to the sale or promotion of the Fund. These payments may create a conflict of interest by influencing the broker-dealer or other intermediary and your salesperson to recommend the Fund over another investment. Ask your salesperson or visit your financial intermediary’s website for more information.

FUND SUMMARY - Inspire Corporate Bond Impact ETF

Investment Objective: The Inspire Corporate Bond Impact ETF (the “Fund”) seeks to replicate investment results that generally correspond, before fees and expenses, to the performance of the Inspire Corporate Bond Impact Equal Weight Index (“Corporate Bond Index”).

Fees and Expenses of the Fund: This table describes the fees and expenses that you may pay if you buy, hold and sell shares of the Fund. **You may pay other fees, such as brokerage commissions and other fees to financial intermediaries, which are not reflected in the table and example below.**

Annual Fund Operating Expenses <i>(expenses that you pay each year as a percentage of the value of your investment)</i>	
Management Fees	0.30%
Distribution and Service (12b-1) Fees	None
Other Expenses	0.19%
Total Annual Fund Operating Expenses	0.49%

Example: This Example is intended to help you compare the cost of investing in the Fund with the cost of investing in other mutual funds.

The Example assumes that you invest \$10,000 in the Fund for the time periods indicated and then redeem all of your shares at the end of those periods. The Example also assumes that your investment has a 5% return each year and that the Fund’s operating expenses remain the same. Although your actual costs may be higher or lower, based upon these assumptions your costs would be:

<u>1 Year</u>	<u>3 Years</u>	<u>5 Years</u>	<u>10 Years</u>
\$50	\$157	\$274	\$616

Portfolio Turnover: The Fund pays transaction costs, such as commissions, when it buys and sells securities (or “turns over” its portfolio). A higher portfolio turnover rate may indicate higher transaction costs and may result in higher taxes when Fund shares are held in a taxable account. These costs, which are not reflected in annual fund operating expenses or in the Example, affect the Fund’s performance. During the fiscal year ended November 30, 2020, the Fund’s portfolio turnover rate was 35% of the average value of its portfolio.

Principal Investment Strategies: The Fund generally invests at least 80% of its total assets in the component securities of the Corporate Bond Index. CWM Advisers, LLC dba Inspire (the “Adviser” or “Index Provider”), the Fund’s index provider (and also the Fund’ investment adviser) selects domestic corporate bonds issued by companies that have market capitalizations of \$5 billion or more, have credit ratings of BBB- or higher from Standard and Poor’s or Baa3 or higher from Moody’s and which have an Inspire Impact Score® of zero or higher. The Inspire Impact Score® is a proprietary selection methodology that is designed to assign a score to a particular security based on the security’s alignment with biblical values and the positive impact that company has on the world through various environmental, social and governance criterion.

The methodology removes from the investment universe the securities of any company that has any degree of participation in the following activities or products that do not align with biblical values:

- **Abortifacients** - Company produces abortifacient drugs. This category includes all pharmaceuticals used to terminate a pregnancy anytime from the moment of conception onward, including those labeled as “contraceptives” but which may cause a fertilized egg to be destroyed.
- **Abortion Philanthropy** - Corporate guided philanthropy to organizations that advocate for or provide abortions (excludes employee matching programs.)
- **Abortion Legislation** - Corporate sponsored political, legal or other activism that advocates for or provides abortions.
- **Abortion Procedures** - Company offers abortion procedures as a service.
- **Cannabis Retail THC**- Produces or distributes retail cannabis products containing THC, which is the psychoactive component of cannabis.
- **Cannabis Cultivation/Processing**- Cultivates or processes cannabis for retail or wholesale distribution.
- **Gambling** - Company generates revenue from gambling. This category includes the operation of casinos or other gambling facilities, as well as manufacturing gambling machinery and or other gambling specific equipment.
- **Alcohol** - Company produces or specifically distributes alcoholic beverages.
- **Human Rights** - Exploitative labor practices, working conditions or partnerships with exploitative supply partners, including unjust governmental entities and regimes.

- LGBT Legislation - Corporate sponsored legal, political or other activism that advocates for the promotion and acceptance of the LGBT lifestyle.
- LGBT Philanthropy - Corporate guided philanthropy to organizations that advocate for the promotion and acceptance of the LGBT lifestyle (excludes employee match programs).
- LGBT Promotion - Provides products or services designed specifically for the promotion and acceptance of the LGBT lifestyle, or otherwise uses corporate influence for the promotion and acceptance of the LGBT lifestyle.
- Pornography - Company produces or distributes pornography. This category includes all media types, such as film, print and online. Also included are companies that produce AO (Adult Only) rated video games which contain pornographic content.
- Tobacco - Company derives revenue from growing, manufacturing or distributing tobacco products.

The methodology then assigns a positive score based on the company's track record of acting in alignment with biblical values across the following environmental, social and governance (ESG) categories:

- Corporate Governance - Company exhibits above average Corporate Governance performance relative to its industry peer group. This category considers ownership structure, voting, proxy procedures, board structure and tenure, ethical business practices and executive compensation.
- Data Security & Privacy - Company exhibits above average Data Security & Privacy performance relative to its industry peer group. This category considers data and privacy policies and practices related to the corporation and customer data.
- Environmental Stewardship - Company exhibits above average Environmental Stewardship performance relative to its industry peer group. This category considers impacts on the atmosphere, land and water including carbon emissions, deforestation, biodiversity, waste water, water pollution and other environmental stewardship issues.
- Innovation - Company exhibits above average Innovation performance relative to its industry peer group. This category considers quality and innovation throughout all aspects of product development and distribution, including R&D, packaging and disposal.
- Labor Practices - Company exhibits above average Labor Practices performance relative to its industry peer group. This category considers compliance with fair labor standards for union and non-union employees, including employee retention, education, training, health, safety, compensation, benefits, diversity and mentoring programs.
- Marketing Ethics - Company exhibits above average Marketing Ethics performance relative to its industry peer group. This category considers honest and appropriate communications and marketing channels, transparent product labeling and social impact of marketing efforts.
- Political Action - Company exhibits above average Political Action performance relative to its industry peer group. This category considers lobbying practices, attempts at regulatory capture and undue political influence such that undermines the government's ability to serve the public interest.
- Renewable Energy - Company exhibits above average Renewable Energy performance relative to its industry peer group for the production and/or use of renewable, sustainable energy.
- Social Impact - Company exhibits above average Social Impact performance relative to its industry peer group. This category considers a company's overall impact on their communities, positive human rights behaviors, philanthropy and charity.
- Supply Chain - Company exhibits above average Supply Chain performance relative to its industry peer group. This category considers a company's overall governance of their supply chain, including social and environmental impacts and ensuring proper compliance with international human rights standards.

The Index Provider uses software that analyzes publicly available data relating to the primary business activities, products and services, philanthropy, legal activities, policies and practices when assigning Inspire Impact Scores® to a company. Two hundred fifty (250) bonds from the top 200 issuers with the highest Inspire Impact Scores® are included in the Corporate Bond Index and under normal circumstances are equally weighted across four maturity tranches of 0-3 years, 3-5 years, 5-7 years and 7-10 years, to arrive at an average maturity of approximately 5 years of all holdings. The Inspire Impact Scores® of the securities in the Corporate Bond Index are reviewed periodically (at least annually), and the Corporate Bond Index is rebalanced quarterly. If, upon review, the Inspire Impact Score® of a security falls below an acceptable level, the security is removed from the Corporate Bond Index and replaced with a higher scoring security.

Under normal market conditions, the Fund invests at least 80% of its assets (defined as net assets plus borrowing for investment purposes) in domestic corporate bonds. The Fund may concentrate its investments in a particular industry or group of industries to the extent that the Index concentrates in an industry or group of industries.

Principal Investment Risks: *As with all funds, there is the risk that you could lose money through your investment in the Fund. Many factors affect the Fund's net asset value and price of Shares and performance.*

The following describes the risks the Fund bears with respect to its investments. As with any fund, there is no guarantee that the Fund will achieve its goal.

Asset Class Risk. Securities in the Corporate Bond Index or in the Fund's portfolio may underperform in comparison to the general securities markets or other asset classes.

Authorized Participant Risk. Only an Authorized Participant Authorized Participant may engage in creation or redemption transactions directly with the Fund. The Fund has a limited number of institutions that may act as Authorized Participants on an agency basis (*i.e.*, on behalf of other market participants). To the extent that Authorized Participants exit the business or are unable to proceed with creation or redemption orders with respect to the Fund and no other Authorized Participant is able to step forward to create or redeem Creation Units, Fund shares may be more likely to trade at a premium or discount to net asset value and possibly face trading halts or delisting. Authorized Participant concentration risk may be heightened for exchange-traded funds ("ETFs") that invest in non-U.S. securities or other securities or instruments that have lower trading volumes.

Biblically Responsible Investment Risk. The Fund invests at least 80% of its assets in the component securities of the Index which uses the Inspire Impact Score® and related biblical values screening criteria in selecting its component securities. As a result of its strategy, the Index's exclusion of securities of certain issuers for nonfinancial reasons may cause the Fund to forgo some market opportunities available to funds that do not use these criteria. This could be due to biblically responsible companies falling out of favor with investors or failing to perform as well as companies that do not receive a favorable Inspire Impact Score®.

Concentration Risk. The Fund may focus its investments in securities of a particular industry to the extent the Corporate Bond Index does. Economic, legislative or regulatory developments may occur that significantly affect the industry. This may cause the Fund's net asset value to fluctuate more than that of a fund that does not focus in a particular industry.

Early Close/Trading Halt Risk. An exchange or market may close or impose a market trading halt or issue trading halts on specific securities, or the ability to buy or sell certain securities or financial instruments may be restricted, which may prevent the Fund from buying or selling certain securities or financial instruments. In these circumstances, the Fund may be unable to rebalance its portfolio, may be unable to accurately price its investments and may incur substantial trading losses.

ETF Structure Risks. The Fund is structured as an ETF and as a result is subject to the special risks, including:

- *Not Individually Redeemable.* The Fund's shares ("Shares") are not redeemable by retail investors and may be redeemed only by the Authorized Participants at net asset value ("NAV") only in Creation Units. A retail investor generally incurs brokerage costs when selling Shares.
- *Trading Issues.* Trading in Shares on the NYSE Arca (the "Exchange") may be halted due to market conditions or for reasons that, in the view of the Exchange, make trading in Shares inadvisable, such as extraordinary market volatility. There can be no assurance that Shares will continue to meet the listing requirements of the Exchange, which may result in the trading of the Shares being suspended or the Shares being delisted. An active trading market for the Shares may not be developed or maintained. If the Shares are traded outside a collateralized settlement system, the number of financial institutions that can act as Authorized Participants that can post collateral on an agency basis is limited, which may limit the market for the Shares.
- *Market Price Variance Risk.* The market prices of Shares will fluctuate in response to changes in NAV and supply and demand for Shares and will include a "bid-ask spread" charged by the exchange specialists, market makers or other participants that trade the particular security. There may be times when the market price and the NAV vary significantly. This means that Shares may trade at a discount to NAV.
 - In times of market stress, market makers may step away from their role market making in the Shares and in executing trades, which can lead to differences between the market value of the Shares and the Fund's NAV.
 - The market price of the Shares may deviate from the Fund's NAV, particularly during times of market stress, with the result that investors may pay significantly more or significantly less the Shares than the Fund's NAV, which is reflected in the bid and ask price for the Shares or in the closing price.
 - When all or a portion of the Fund's underlying securities trade in a market that is closed when the market for the Fund's shares is open, there may be changes from the last quote of the closed market and the quote from the Fund's domestic trading day, which could lead to differences between the market value of the Shares and the Fund's NAV.
 - In stressed market conditions, the market for the Shares may become less liquid in response to the deteriorating liquidity of the Fund's portfolio. This adverse effect on the liquidity of the Shares may, in turn, lead to differences between the market value of the Shares and the Fund's NAV.

Fixed Income Risk. When the Fund invests in fixed income securities, the value of your investment in the Fund will fluctuate with changes in interest rates. Typically, a rise in interest rates causes a decline in the value of fixed income securities owned by the Fund. In general, the market price of fixed income securities with longer maturities will increase or decrease more in response to changes in interest rates than shorter-term securities. Other risk factors include credit risk (the debtor may default), extension risk (an issuer may exercise its right to repay principal on a fixed rate obligation held by the Fund later than expected), and prepayment risk (the debtor may pay its obligation early, reducing the amount of interest payments). These risks could affect the value of a particular investment by the Fund, possibly causing the Fund's share price and total return to be reduced and fluctuate more than other types of investments.

Market and Geopolitical Risk. The increasing interconnectivity between global economies and financial markets increases the likelihood that events or conditions in one region or financial market may adversely impact issuers in a different country, region or financial market. Securities in the Fund's portfolio may underperform due to inflation (or expectations for inflation), interest rates, global demand for particular products or resources, natural disasters, pandemics, epidemics, terrorism, regulatory events and governmental or quasi-governmental actions. The occurrence of global events similar to those in recent years may result in market volatility and may have long term effects on both the U.S. and global financial markets. The current novel coronavirus (COVID-19) global pandemic and the aggressive responses taken by many governments, including closing borders, restricting international and domestic travel, and the imposition of prolonged quarantines or similar restrictions, as well as the forced or voluntary closure of, or operational changes to, many retail and other businesses, has had negative impacts, and in many cases severe negative impacts, on markets worldwide. It is not known how long such impacts, or any future impacts of other significant events described above, will or would last, but there could be a prolonged period of global economic slowdown, which may impact your Fund investment.

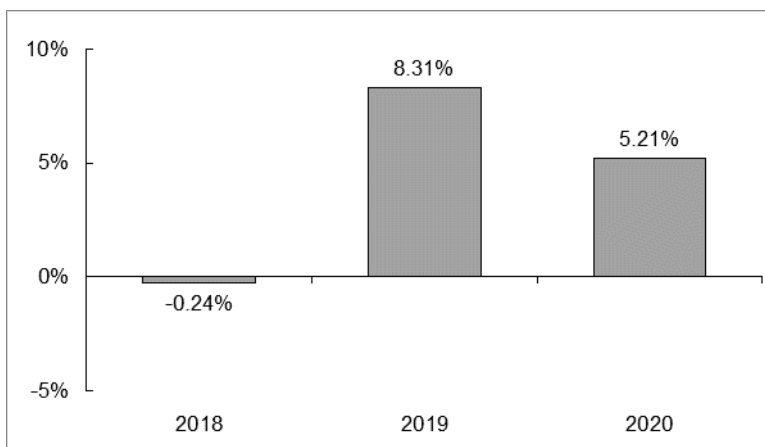
Passive Investment Risk. The Fund is not actively managed and the adviser will not sell shares of an equity security due to current or projected underperformance of a security, industry or sector, unless that security is removed from the Corporate Bond Index or the selling of shares of that security is otherwise required upon a rebalancing of the Corporate Bond Index as addressed in the Index methodology.

Sampling Risk. The Fund's use of a representative sampling approach, if used, could result in its holding a smaller number of securities than are in the Corporate Bond Index. As a result, an adverse development with an issuer of securities held by the Fund could result in a greater decline in NAV than would be the case if the Fund held all of the securities in the Corporate Bond Index. To the extent the assets in the Fund are smaller, these risks will be greater.

Tracking Error Risk. Tracking error is the divergence of the Fund's performance from that of the Corporate Bond Index. Tracking error may occur because of imperfect correlation between the Fund's holdings of portfolio securities and those in the Corporate Bond Index, pricing differences, the Fund's holding of cash, differences on timing of the accrual of dividends, changes to the Index or the need to meet various regulatory requirements. This risk may be heightened during times of increased market volatility or other unusual market conditions. Tracking error also may result because the Fund incurs fees and expenses, while the Corporate Bond Index does not.

Performance: The bar chart and performance table below show the variability of the Fund's returns, which is some indication of the risks of investing in the Fund by showing changes in the Fund's performance from year to year and by showing the Fund's one-year and since inception performance compared with those of a broad measure of market performance. The bar chart shows performance of the Fund's shares for each calendar year since the Fund's inception. The performance table compares the performance of the Fund over time to the performance of a broad-based securities market index. You should be aware that the Fund's past performance (before and after taxes) is not necessarily an indication of how the Fund will perform in the future. Updated performance information will be available at no cost by visiting www.inspireetf.com or by calling 877.658.9473.

Performance Bar Chart For Calendar Year Ended December 31



Best Quarter:	2 nd Quarter 2020	8.29%
Worst Quarter:	1 st Quarter 2020	(4.97)%

The Fund's year-to-date return as of the most recent fiscal quarter, which ended February 28, 2021 was (1.47%).

Performance Table
Average Annual Total Returns
(For periods ended December 31, 2020)

	One Year	Since Inception (7/10/17)
Return before taxes	5.21%	3.93%
Return after taxes on distributions	4.50%	3.04%
Return after taxes on distributions and sale of Fund shares	3.07%	2.62%
Inspire Corporate Bond Impact Equal Weight Index	9.81%	6.03%
Bloomberg Barclays U.S. Intermediate Credit Total Return Index	7.08%	5.04%

After-tax returns are calculated using the historical highest individual federal marginal income tax rates and do not reflect the impact of state and local taxes. Actual after-tax returns depend on an investor's tax situation and may differ from those shown, and after-tax returns shown are not relevant to investors who hold their Shares through tax-deferred arrangements, such as 401(k) plans or individual retirement accounts.

Investment Adviser: CWM Advisors, LLC dba Inspire.

Portfolio Managers: Robert Netzly, CEO of the Adviser, and Darrell Jayroe, CFA®, Portfolio Manager of the Adviser have each served the Fund as a portfolio manager since it commenced operations in February 2017.

Purchase and Sale of Fund Shares: The Fund issues and redeems Shares at NAV only in large blocks of 100,000 Shares (each block of Shares is called a "Creation Unit"). Creation Units are issued and redeemed for cash and/or in-kind for securities. Individual Shares may only be purchased and sold in secondary market transactions through brokers. Except when aggregated in Creation Units in transactions with Authorized Participants, the Shares are not redeemable securities of the Fund.

Shares may only be bought and sold in the secondary market (i.e., on a national securities exchange) through a broker or dealer at a market price. Because the Shares trade at market prices rather than NAV, Shares may trade at a price greater than NAV (at a premium), at NAV, or less than NAV (at a discount). An investor may incur costs attributable to the difference between the highest price a buyer is willing to pay to purchase Shares (bid) and the lowest price a seller is willing to accept for Shares (ask) when buying or selling shares in the secondary market (the "bid-ask spread"). Recent information, including information on the Fund's NAV, market price, premiums and discounts, and bid-ask spreads, is available online at www.inspireetf.com

Tax Information: The Fund's distributions generally will be taxable as ordinary income or long-term capital gains. A sale of Shares may result in capital gain or loss.

Payments to Broker-Dealers and Other Financial Intermediaries: If you purchase the Fund through a broker-dealer or other financial intermediary (such as a bank), the Fund and its related companies may pay the intermediary for marketing activities or other services related to the sale or promotion of the Fund. These payments may create a conflict of interest by influencing the broker-dealer or other intermediary and your salesperson to recommend the Fund over another investment. Ask your salesperson or visit your financial intermediary's website for more information.

FUND SUMMARY - Inspire 100 ETF

Investment Objective: The Inspire 100 ETF (the “Fund”) seeks to replicate investment results that generally correspond, before fees and expenses, to the performance of the Inspire 100 Index (the “100 Index”).

Fees and Expenses of the Fund: This table describes the fees and expenses that you may pay if you buy, hold and sell shares of the Fund. **You may pay other fees, such as brokerage commissions and other fees to financial intermediaries, which are not reflected in the table and example below.**

Annual Fund Operating Expenses (expenses that you pay each year as a percentage of the value of your investment)	
Management Fees	0.30%
Distribution and Service (12b-1) Fees	None
Other Expenses	0.18%
Total Annual Fund Operating Expenses	0.48%
Fee Waiver and/or Expense Reimbursement ⁽¹⁾	(0.13%)
Total Annual Fund Operating Expenses After Fee Waiver and/or Expense Reimbursement	0.35%

- (1) The Fund’s adviser has contractually agreed to reduce its fees and/or absorb expenses of the Fund, until at least March 31, 2022, to ensure that total annual fund operating expenses after fee waiver and/or reimbursement (exclusive of any front-end or contingent deferred loads, taxes, brokerage fees and commissions, borrowing costs (such as interest and dividend expense on securities sold short), acquired fund fees and expenses, fees and expenses associated with investments in other collective investment vehicles or derivative instruments (including for example option and swap fees and expenses), or extraordinary expenses such as litigation) will not exceed 0.35% of average daily net assets. This fee waiver and expense reimbursement is subject to possible recoupment from the Fund if such recoupment does not cause the Fund’s expense ratio (after the repayment is taken into account) to exceed both: (i) the Fund’s expense cap in place at the time such expenses were waived, and (ii) the Fund’s current expense cap at the time of recoupment. This agreement may be terminated only by the Board of Trustees on 60 days’ written notice to the Fund’s adviser.

Example: This Example is intended to help you compare the cost of investing in the Fund with the cost of investing in other mutual funds.

The Example assumes that you invest \$10,000 in the Fund for the time periods indicated and then redeem all of your shares at the end of those periods. The Example also assumes that your investment has a 5% return each year and that the Fund’s operating expenses remain the same. Although your actual costs may be higher or lower, based upon these assumptions your costs would be:

<u>1 Year</u>	<u>3 Years</u>	<u>5 Years</u>	<u>10 Years</u>
\$36	\$141	\$256	\$591

Portfolio Turnover: The Fund pays transaction costs, such as commissions, when it buys and sells securities (or “turns over” its portfolio). A higher portfolio turnover rate may indicate higher transaction costs and may result in higher taxes when Fund shares are held in a taxable account. These costs, which are not reflected in annual fund operating expenses or in the Example, affect the Fund’s performance. During the fiscal year ended November 30, 2020, the Fund’s portfolio turnover rate was 60% of the average value of its portfolio.

Principal Investment Strategies: The Fund generally invests at least 80% of its total assets in the component securities of the 100 Index. CWM Advisors, LLC dba Inspire (the “Adviser” or “Index Provider”), the Fund’s index provider (and also the Fund’s investment adviser) selects domestic large capitalization equity securities (capitalizations of \$20 billion or more) using the index provider’s Inspire Impact Score®, a proprietary selection methodology that is designed to assign a score to a particular security based on the security’s alignment with biblical values and the positive impact that company has on the world through various environmental, social and governance criterion.

The methodology removes from the investment universe the securities of any company that has any degree of participation in the following activities or products that do not align with biblical values:

- **Abortifacients** - Company produces abortifacient drugs. This category includes all pharmaceuticals used to terminate a pregnancy anytime from the moment of conception onward, including those labeled as “contraceptives” but which may cause a fertilized egg to be destroyed.
- **Abortion Philanthropy** - Corporate guided philanthropy to organizations that advocate for or provide abortions (excludes employee matching programs.)

- Abortion Legislation - Corporate sponsored political, legal or other activism that advocates for or provides abortions.
- Abortion Procedures - Company offers abortion procedures as a service.
- Cannabis Retail THC- Produces or distributes retail cannabis products containing THC, which is the psychoactive component of cannabis.
- Cannabis Cultivation/Processing- Cultivates or processes cannabis for retail or wholesale distribution.
- Gambling - Company generates revenue from gambling. This category includes the operation of casinos or other gambling facilities, as well as manufacturing gambling machinery and or other gambling specific equipment.
- Alcohol - Company produces or specifically distributes alcoholic beverages.
- Human Rights - Exploitative labor practices, working conditions or partnerships with exploitative supply partners, including unjust governmental entities and regimes.
- LGBT Legislation - Corporate sponsored legal, political or other activism that advocates for the promotion and acceptance of the LGBT lifestyle.
- LGBT Philanthropy - Corporate guided philanthropy to organizations that advocate for the promotion and acceptance of the LGBT lifestyle (excludes employee match programs).
- LGBT Promotion - Provides products or services designed specifically for the promotion and acceptance of the LGBT lifestyle, or otherwise uses corporate influence for the promotion and acceptance of the LGBT lifestyle.
- Pornography - Company produces or distributes pornography. This category includes all media types, such as film, print and online. Also included are companies that produce AO (Adult Only) rated video games which contain pornographic content.
- Tobacco - Company derives revenue from growing, manufacturing or distributing tobacco products.

The methodology then assigns a positive score based on the company's track record of acting in alignment with biblical values across the following environmental, social and governance (ESG) categories:

- Corporate Governance - Company exhibits above average Corporate Governance performance relative to its industry peer group. This category considers ownership structure, voting, proxy procedures, board structure and tenure, ethical business practices and executive compensation.
- Data Security & Privacy - Company exhibits above average Data Security & Privacy performance relative to its industry peer group. This category considers data and privacy policies and practices related to the corporation and customer data.
- Environmental Stewardship - Company exhibits above average Environmental Stewardship performance relative to its industry peer group. This category considers impacts on the atmosphere, land and water including carbon emissions, deforestation, biodiversity, waste water, water pollution and other environmental stewardship issues.
- Innovation - Company exhibits above average Innovation performance relative to its industry peer group. This category considers quality and innovation throughout all aspects of product development and distribution, including R&D, packaging and disposal.
- Labor Practices - Company exhibits above average Labor Practices performance relative to its industry peer group. This category considers compliance with fair labor standards for union and non-union employees, including employee retention, education, training, health, safety, compensation, benefits, diversity and mentoring programs.
- Marketing Ethics - Company exhibits above average Marketing Ethics performance relative to its industry peer group. This category considers honest and appropriate communications and marketing channels, transparent product labeling and social impact of marketing efforts.
- Political Action - Company exhibits above average Political Action performance relative to its industry peer group. This category considers lobbying practices, attempts at regulatory capture and undue political influence such that undermines the government's ability to serve the public interest.
- Renewable Energy - Company exhibits above average Renewable Energy performance relative to its industry peer group for the production and/or use of renewable, sustainable energy.
- Social Impact - Company exhibits above average Social Impact performance relative to its industry peer group. This category considers a company's overall impact on their communities, positive human rights behaviors, philanthropy and charity.
- Supply Chain - Company exhibits above average Supply Chain performance relative to its industry peer group. This category considers a company's overall governance of their supply chain, including social and environmental impacts and ensuring proper compliance with international human rights standards.

The Index Provider uses software that analyzes publicly available data relating to the primary business activities, products and services, philanthropy, legal activities, policies and practices when assigning Inspire Impact Scores® to a company. The 100 securities with the highest Inspire Impact Scores® are included in the 100 Index and are market capitalization weighted. The Inspire Impact Scores® of the securities in the Index are reviewed semi-annually for activities that would cause it to be removed from the investment universe due to participation in the activities described above that do not align with biblical values, and the 100 Index is rebalanced annually. If, upon review, the Inspire Impact Score® of a security falls below the threshold level for inclusion in the Index, the security is removed from the Index and replaced with a higher scoring security.

The Adviser may use a representative sampling indexing strategy in an attempt to track the 100 Index. “Representative sampling” is an indexing strategy that involves investing in a representative sample of securities that collectively has an investment profile similar to that of an applicable underlying index. The securities selected are expected to have, in the aggregate, investment characteristics, fundamental characteristics and liquidity measures similar to those of an underlying index. The Fund may or may not hold all of the securities in the 100 Index.

The Fund may concentrate its investments in a particular industry or group of industries to the extent that the 100 Index concentrates in an industry or group of industries.

Principal Investment Risks: *As with all funds, there is the risk that you could lose money through your investment in the Fund. Many factors affect the Fund's net asset value and price of shares and performance.*

The following describes the risks the Fund bears with respect to its investments. As with any fund, there is no guarantee that the Fund will achieve its goal.

Asset Class Risk. Securities in the 100 Index or in the Fund's portfolio may underperform in comparison to the general securities markets or other asset classes.

Authorized Participant Risk. Only an Authorized Participant may engage in creation or redemption transactions directly with the Fund. The Fund has a limited number of institutions that may act as Authorized Participants on an agency basis (*i.e.*, on behalf of other market participants). To the extent that Authorized Participants exit the business or are unable to proceed with creation or redemption orders with respect to the Fund and no other Authorized Participant is able to step forward to create or redeem Creation Units, Fund shares may be more likely to trade at a premium or discount to net asset value and possibly face trading halts or delisting. Authorized Participant concentration risk may be heightened for exchange-traded funds (“ETFs”) that invest in non-U.S. securities or other securities or instruments that have lower trading volumes.

Biblically Responsible Investment Risk. The Fund invests at least 80% of its assets in the component securities of the Index which uses the Inspire Impact Score® and related biblical values screening criteria in selecting its component securities. As a result of its strategy, the Index's exclusion of securities of certain issuers for nonfinancial reasons may cause the Fund to forgo some market opportunities available to funds that do not use these criteria. This could be due to biblically responsible companies falling out of favor with investors or failing to perform as well as companies that do not receive a favorable Inspire Impact Score®.

Concentration Risk. The Fund may focus its investments in securities of a particular industry to the extent the Index does. Economic, legislative or regulatory developments may occur that significantly affect the industry. This may cause the Fund's net asset value to fluctuate more than that of a fund that does not focus in a particular industry.

Early Close/Trading Halt Risk. An exchange or market may close or impose a market trading halt or issue trading halts on specific securities, or the ability to buy or sell certain securities or financial instruments may be restricted, which may prevent the Fund from buying or selling certain securities or financial instruments. In these circumstances, the Fund may be unable to rebalance its portfolio, may be unable to accurately price its investments and may incur substantial trading losses.

Equity Securities Risk. Fluctuations in the value of equity securities held by the Fund will cause the net asset value (“NAV”) of the Fund to fluctuate.

- *Common Stock Risks.* Common stock of an issuer in the Fund's portfolio may decline in price if the issuer fails to make anticipated dividend payments. Common stock will be subject to greater dividend risk than preferred stocks or debt instruments of the same issuer. In addition, common stocks have experienced significantly more volatility in returns than other asset classes.
- *Preferred Stock Risks.* Generally, preferred stockholders (such as the Fund) have no voting rights with respect to the issuing company unless certain events occur. In addition, preferred stock will be subject to greater credit risk than debt instruments of an issuer, and could be subject to interest rate risk like fixed income securities, as described below. An issuer's board of directors is generally not under any obligation to pay a dividend (even if dividends have accrued), and may suspend payment of dividends on preferred stock at any time. There is also a risk that the issuer of any of the Fund's holdings will default and fail to make scheduled dividend payments on the preferred stock held by the Fund).

ETF Structure Risks. The Fund is structured as an ETF and as a result is subject to the special risks, including:

- *Not Individually Redeemable.* The Fund's shares ("Shares") are not redeemable by retail investors and may be redeemed only by the Authorized Participants at NAV and only in Creation Units. A retail investor generally incurs brokerage costs when selling Shares.
- *Trading Issues.* Trading in Fund shares on the NYSE Arca (the "Exchange") may be halted due to market conditions or for reasons that, in the view of the Exchange, make trading in Shares inadvisable, such as extraordinary market volatility. There can be no assurance that Shares will continue to meet the listing requirements of the Exchange, which may result in the trading of the Shares being suspended or the Shares being delisted. An active trading market for the Shares may not be developed or maintained. If the Shares are traded outside a collateralized settlement system, the number of financial institutions that can act as APs that can post collateral on an agency basis is limited, which may limit the market for the Shares.
- *Market Price Variance Risk.* The market prices of Shares will fluctuate in response to changes in NAV and supply and demand for Shares and will include a "bid-ask spread" charged by the exchange specialists, market makers or other participants that trade the particular security. There may be times when the market price and the NAV vary significantly. This means that Shares may trade at a discount to NAV.
 - In times of market stress, market makers may step away from their role market making in the Shares and in executing trades, which can lead to differences between the market value of the Shares and the Fund's NAV.
 - The market price of the Shares may deviate from the Fund's NAV, particularly during times of market stress, with the result that investors may pay significantly more or significantly less the Shares than the Fund's NAV, which is reflected in the bid and ask price for the Shares or in the closing price.
 - When all or a portion of the Fund's underlying securities trade in a market that is closed when the market for the Fund's shares is open, there may be changes from the last quote of the closed market and the quote from the Fund's domestic trading day, which could lead to differences between the market value of the Shares and the Fund's NAV.
 - In stressed market conditions, the market for the Shares may become less liquid in response to the deteriorating liquidity of the Fund's portfolio. This adverse effect on the liquidity of the Shares may, in turn, lead to differences between the market value of the Shares and the Fund's NAV.

Market and Geopolitical Risk. The increasing interconnectivity between global economies and financial markets increases the likelihood that events or conditions in one region or financial market may adversely impact issuers in a different country, region or financial market. Securities in the Fund's portfolio may underperform due to inflation (or expectations for inflation), interest rates, global demand for particular products or resources, natural disasters, pandemics, epidemics, terrorism, regulatory events and governmental or quasi-governmental actions. The occurrence of global events similar to those in recent years may result in market volatility and may have long term effects on both the U.S. and global financial markets. The current novel coronavirus (COVID-19) global pandemic and the aggressive responses taken by many governments, including closing borders, restricting international and domestic travel, and the imposition of prolonged quarantines or similar restrictions, as well as the forced or voluntary closure of, or operational changes to, many retail and other businesses, has had negative impacts, and in many cases severe negative impacts, on markets worldwide. It is not known how long such impacts, or any future impacts of other significant events described above, will or would last, but there could be a prolonged period of global economic slowdown, which may impact your Fund investment.

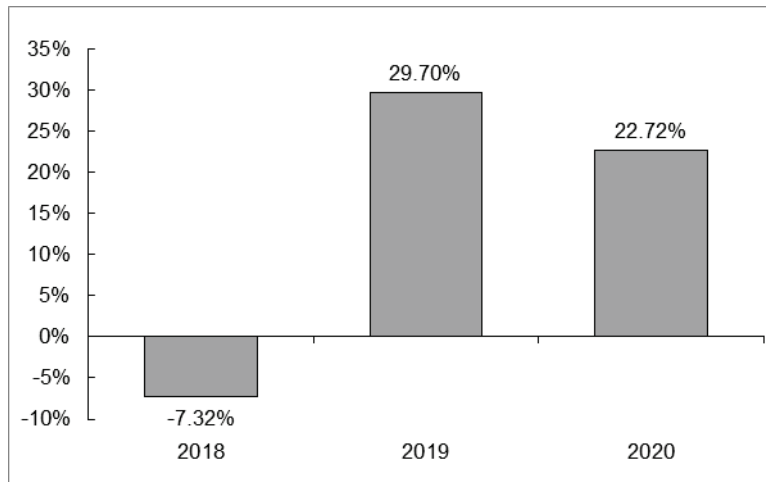
Passive Investment Risk. The Fund is not actively managed and the Adviser will not sell shares of an equity security due to current or projected underperformance of a security, industry or sector, unless that security is removed from the 100 Index or the selling of shares of that security is otherwise required upon a rebalancing of the Index as addressed in the 100 Index methodology.

Sampling Risk. The Fund's use of a representative sampling approach, if used, could result in its holding a smaller number of securities than are in the 100 Index. As a result, an adverse development with an issuer of securities held by the Fund could result in a greater decline in NAV than would be the case if the Fund held all of the securities in the 100 Index. To the extent the assets in the Fund are smaller, these risks will be greater.

Tracking Error Risk. Tracking error is the divergence of the Fund's performance from that of the 100 Index. Tracking error may occur because of imperfect correlation between the Fund's holdings of portfolio securities and those in the 100 Index, pricing differences, the Fund's holding of cash, differences on timing of the accrual of dividends, changes to the 100 Index or the need to meet various regulatory requirements. This risk may be heightened during times of increased market volatility or other unusual market conditions. Tracking error also may result because the Fund incurs fees and expenses, while the 100 Index does not.

Performance: The bar chart and performance table below show the variability of the Fund's returns, which is some indication of the risks of investing in the Fund by showing changes in the Fund's performance from year to year and by showing the Fund's one-year and since inception performance compared with those of a broad measure of market performance. The bar chart shows performance of the Fund's shares for each calendar year since the Fund's inception. The performance table compares the performance of the Fund over time to the performance of a broad-based securities market index. You should be aware that the Fund's past performance (before and after taxes) is not necessarily an indication of how the Fund will perform in the future. Updated performance information will be available at no cost by visiting Inspire.com or by calling 877.658.9473.

Performance Bar Chart For Calendar Year Ended December 31



Best Quarter: 2nd Quarter 2020 23.67%
Worst Quarter: 3rd Quarter 2020 (18.59)%

The Fund's year-to-date return as of the most recent fiscal quarter, which ended February 28, 2021 was 1.69%.

Performance Table
Average Annual Total Returns
(For periods ended December 31, 2020)

	One Year	Since Inception (10/30/17)
Return before taxes	22.72%	14.66%
Return after taxes on distributions	22.04%	14.18%
Return after taxes on distributions and sale of Fund shares	13.64%	11.40%
Inspire 100 Index	24.88%	15.85%
S&P 500 Total Return Index	18.40%	14.89%

After-tax returns are calculated using the historical highest individual federal marginal income tax rates and do not reflect the impact of state and local taxes. Actual after-tax returns depend on an investor's tax situation and may differ from those shown, and after-tax returns shown are not relevant to investors who hold their Shares through tax-deferred arrangements, such as 401(k) plans or individual retirement accounts.

Investment Adviser: CWM Advisors, LLC dba Inspire.

Portfolio Managers: Robert Netzly, CEO of the Adviser, and Darrell Jayroe, CFA®, Portfolio Manager of the Adviser have each served the Fund as a portfolio manager since it commenced operations in October 2017.

Purchase and Sale of Fund Shares: The Fund issues and redeems Shares at NAV only in large blocks of 50,000 Shares (each block of Shares is called a “Creation Unit”). Creation Units are issued and redeemed for cash and/or in-kind for securities. Individual Shares may only be purchased and sold in secondary market transactions through brokers. Except when aggregated in Creation Units in transactions with Authorized Participants, the Shares are not redeemable securities of the Fund.

Shares may only be bought and sold in the secondary market (i.e., on a national securities exchange) through a broker or dealer at a market price. Because the Shares trade at market prices rather than NAV, Shares may trade at a price greater than NAV (at a premium), at NAV, or less than NAV (at a discount). An investor may incur costs attributable to the difference between the highest price a buyer is willing to pay to purchase Shares (bid) and the lowest price a seller is willing to accept for Shares (ask) when buying or selling shares in the secondary market (the “bid-ask spread”). Recent information, including information on the Fund’s NAV, market price, premiums and discounts, and bid-ask spreads, is available online at www.inspireetf.com.

Tax Information: The Fund’s distributions generally will be taxable as ordinary income or long-term capital gains. A sale of Shares may result in capital gain or loss.

Payments to Broker-Dealers and Other Financial Intermediaries: If you purchase the Fund through a broker-dealer or other financial intermediary (such as a bank), the Fund and its related companies may pay the intermediary for marketing activities or other services related to the sale or promotion of the Fund. These payments may create a conflict of interest by influencing the broker-dealer or other intermediary and your salesperson to recommend the Fund over another investment. Ask your salesperson or visit your financial intermediary’s website for more information.

FUND SUMMARY - Inspire International ESG ETF

Investment Objective: The Inspire International ESG ETF (the “Fund”) seeks to replicate investment results that generally correspond, before fees and expenses, to the performance of the Inspire Global Hope ex-US Index (“Global Hope ex-US Index”).

Fees and Expenses of the Fund: This table describes the fees and expenses that you may pay if you buy, hold and sell shares of the Fund. **You may pay other fees, such as brokerage commissions and other fees to financial intermediaries, which are not reflected in the table and example below.**

Annual Fund Operating Expenses (expenses that you pay each year as a percentage of the value of your investment)	
Management Fees	0.45%
Distribution and Service (12b-1) Fees	None
Other Expenses	0.49%
Total Annual Fund Operating Expenses	0.94%
Fee Waiver and/or Expense Reimbursement ⁽¹⁾	(0.14)%
Total Annual Fund Operating Expenses After Fee Waiver and/or Expense Reimbursement	0.80%

- (1) Effective April 1, 2021, the Fund’s adviser has contractually agreed to reduce its fees and/or absorb expenses of the Fund, until at least March 31, 2022, to ensure that total annual fund operating expenses after fee waiver and/or reimbursement (exclusive of any front-end or contingent deferred loads, taxes, brokerage fees and commissions, borrowing costs (such as interest and dividend expense on securities sold short), acquired fund fees and expenses, fees and expenses associated with investments in other collective investment vehicles or derivative instruments (including for example option and swap fees and expenses), or extraordinary expenses such as litigation) will not exceed 0.80% of average daily net assets. The fee waiver and expense reimbursements are subject to possible recoupment from the Fund in future years (within the three years after the fees have been waived or reimbursed), if such recoupment can be achieved within the lesser of the foregoing expense limits or those in place at the time of recapture. This agreement may be terminated only by the Board of Trustees on 60 days’ written notice to the Fund’s adviser.

Example: This Example is intended to help you compare the cost of investing in the Fund with the cost of investing in other mutual funds.

The Example assumes that you invest \$10,000 in the Fund for the time periods indicated and then redeem all of your shares at the end of those periods. The Example also assumes that your investment has a 5% return each year and that the Fund’s operating expenses remain the same. Although your actual costs may be higher or lower, based upon these assumptions your costs would be:

<u>1 Year</u>	<u>3 Years</u>	<u>5 Years</u>	<u>10 Years</u>
\$82	\$286	\$506	\$1,142

Portfolio Turnover: The Fund pays transaction costs, such as commissions, when it buys and sells securities (or “turns over” its portfolio). A higher portfolio turnover rate may indicate higher transaction costs and may result in higher taxes when Fund shares are held in a taxable account. These costs, which are not reflected in annual fund operating expenses or in the Example, affect the Fund’s performance. During the fiscal period ended November 30, 2020, the Fund’s portfolio turnover rate was 27% of the average value of its portfolio.

Principal Investment Strategies: The Fund generally invests at least 80% of its total assets in the component securities of the Global Hope ex-US Index. CWM Advisors, LLC dba Inspire (the “Adviser” or “Index Provider”), the Fund’s index provider (and also the Fund’s investment adviser) selects foreign (including emerging markets) equity securities from a global universe of publicly traded equity securities of foreign and emerging market companies with a market capitalization of \$5 billion (US Dollars) or greater and which have an Inspire Impact Score® of zero or higher. The Inspire Impact Score® is a proprietary selection methodology that is designed to assign a score to a particular security based on the security’s alignment with biblical values and the positive impact the issuing company has on the world through various environmental, social and governance criterion. The Fund holds a representative sample of the securities that make up the Index.

The methodology removes from the investment universe the securities of any company that has any degree of participation in the following activities or products that do not align with biblical values:

- **Abortifacients** - Company produces abortifacient drugs. This category includes all pharmaceuticals used to terminate a pregnancy anytime from the moment of conception onward, including those labeled as “contraceptives” but which may cause a fertilized egg to be destroyed.
- **Abortion Philanthropy** - Corporate guided philanthropy to organizations that advocate for or provide abortions (excludes employee matching programs.)
- **Abortion Legislation** - Corporate sponsored political, legal or other activism that advocates for or provides abortions.

- Abortion Procedures - Company offers abortion procedures as a service.
- Cannabis Retail THC- Produces or distributes retail cannabis products containing THC, which is the psychoactive component of cannabis.
- Cannabis Cultivation/Processing- Cultivates or processes cannabis for retail or wholesale distribution
- Gambling - Company generates revenue from gambling. This category includes the operation of casinos or other gambling facilities, as well as manufacturing gambling machinery and or other gambling specific equipment.
- Alcohol - Company produces or specifically distributes alcoholic beverages.
- Human Rights - Exploitative labor practices, working conditions or partnerships with exploitative supply partners, including unjust governmental entities and regimes.
- LGBT Legislation - Corporate sponsored legal, political or other activism that advocates for the promotion and acceptance of the LGBT lifestyle.
- LGBT Philanthropy - Corporate guided philanthropy to organizations that advocate for the promotion and acceptance of the LGBT lifestyle (excludes employee match programs).
- LGBT Promotion - Provides products or services designed specifically for the promotion and acceptance of the LGBT lifestyle, or otherwise uses corporate influence for the promotion and acceptance of the LGBT lifestyle.
- Pornography - Company produces or distributes pornography. This category includes all media types, such as film, print and online. Also included are companies that produce AO (Adult Only) rated video games which contain pornographic content.
- Tobacco - Company derives revenue from growing, manufacture or distribution of tobacco products.

The methodology then assigns a positive score based on the company's track record of acting in alignment with biblical values across the following environmental, social and governance (ESG) categories:

- Corporate Governance - Company exhibits above average Corporate Governance performance relative to its industry peer group. This category considers ownership structure, voting, proxy procedures, board structure and tenure, ethical business practices and executive compensation.
- Data Security & Privacy - Company exhibits above average Data Security & Privacy performance relative to its industry peer group. This category considers data and privacy policies and practices related to the corporation and customer data.
- Environmental Stewardship - Company exhibits above average Environmental Stewardship performance relative to its industry peer group. This category considers impacts on the atmosphere, land and water including carbon emissions, deforestation, biodiversity, waste water, water pollution and other environmental stewardship issues.
- Innovation - Company exhibits above average Innovation performance relative to its industry peer group. This category considers quality and innovation throughout all aspects of product development and distribution, including R&D, packaging and disposal.
- Labor Practices - Company exhibits above average Labor Practices performance relative to its industry peer group. This category considers compliance with fair labor standards for union and non-union employees, including employee retention, education, training, health, safety, compensation, benefits, diversity and mentoring programs.
- Marketing Ethics - Company exhibits above average Marketing Ethics performance relative to its industry peer group. This category considers honest and appropriate communications and marketing channels, transparent product labeling and social impact of marketing efforts.
- Political Action - Company exhibits above average Political Action performance relative to its industry peer group. This category considers lobbying practices, attempts at regulatory capture and undue political influence such that undermines the government's ability to serve the public interest.
- Renewable Energy - Company exhibits above average Renewable Energy performance relative to its industry peer group for the production and/or use of renewable, sustainable energy.
- Social Impact - Company exhibits above average Social Impact performance relative to its industry peer group. This category considers a company's overall impact on their communities, positive human rights behaviors, philanthropy and charity.
- Supply Chain - Company exhibits above average Supply Chain performance relative to its industry peer group. This category considers a company's overall governance of their supply chain, including social and environmental impacts and ensuring proper compliance with international human rights standards.

The Index Provider relies exclusively on software that analyzes publicly available data relating to the primary business activities, products and services, philanthropy, legal activities, policies and practices when assigning Inspire Impact Scores® to a company. The 200 securities with the highest Inspire Impact Scores® are included in the Global Hope ex-US Index and are equally weighted. The Global Hope ex-US Index will typically be comprised of 80% in developed foreign securities, and 20% in emerging market securities. The Inspire Impact Scores® of the securities in the Index are reviewed periodically (at least annually), and the Index is rebalanced quarterly. If, upon review, the Inspire Impact Score® of a security is negative, the security is removed from the Index and replaced with a positive scoring security.

The equity securities included in the Index are typically foreign securities of companies with capitalization of \$5 billion (US Dollars) or more. The Fund may concentrate its investments in a particular industry or group of industries to the extent that the Index concentrates in an industry or group of industries.

Principal Investment Risks: *As with all funds, there is the risk that you could lose money through your investment in the Fund. Many factors affect the Fund's net asset value and performance.*

The following describes the risks the Fund bears with respect to its investments. As with any fund, there is no guarantee that the Fund will achieve its goal.

Asset Class Risk. Securities in the Global Hope ex-US Index or in the Fund's portfolio may underperform in comparison to the general securities markets or other asset classes.

Authorized Participant Risk. Only an Authorized Participant may engage in creation or redemption transactions directly with the Fund. The Fund has a limited number of institutions that may act as Authorized Participants on an agency basis (*i.e.*, on behalf of other market participants). To the extent that Authorized Participants exit the business or are unable to proceed with creation or redemption orders with respect to the Fund and no other Authorized Participant is able to step forward to create or redeem Creation Units, Fund shares may be more likely to trade at a premium or discount to net asset value and possibly face trading halts or delisting. Authorized Participant concentration risk may be heightened for exchange-traded funds ("ETFs") that invest in non-U.S. securities or other securities or instruments that have lower trading volumes.

Biblically Responsible Investment Risk. The Fund invests at least 80% of its assets in the component securities of the Index which uses the Inspire Impact Score(R) and related biblical values screening criteria in selecting its component securities. As a result of its strategy, the Index's exclusion of securities of certain issuers for nonfinancial reasons may cause the Fund to forgo some market opportunities available to funds that do not use these criteria. This could be due to biblically responsible companies falling out of favor with investors or failing to perform as well as companies that do not receive a favorable Inspire Impact Score(R).

Concentration Risk. The Fund may focus its investments in securities of a particular industry to the extent the Global Hope ex-US Index does. Economic, legislative or regulatory developments may occur that significantly affect the industry. This may cause the Fund's net asset value to fluctuate more than that of a fund that does not focus in a particular industry.

Early Close/Trading Halt Risk. An exchange or market may close or impose a market trading halt or issue trading halts on specific securities, or the ability to buy or sell certain securities or financial instruments may be restricted, which may prevent the Fund from buying or selling certain securities or financial instruments. In these circumstances, the Fund may be unable to rebalance its portfolio, may be unable to accurately price its investments and may incur substantial trading losses.

Emerging Markets Risk. Investing in emerging markets involves not only the risks described below with respect to investing in foreign securities, but also other risks, including exposure to economic structures that are generally less diverse and mature, and to political systems that can be expected to have less stability, than those of developed countries. The typically small size of the markets of securities of issuers located in emerging markets and the possibility of a low or nonexistent volume of trading in those securities may also result in a lack of liquidity and in price volatility of those securities.

Equity Securities Risk. Fluctuations in the value of equity securities held by the Fund will cause the net asset value ("NAV") of the Fund and the price of its shares ("Shares") to fluctuate.

- *Common Stock Risk.* Common stock of an issuer in the Fund's portfolio may decline in price if the issuer fails to make anticipated dividend payments. Common stock will be subject to greater dividend risk than preferred stocks or debt instruments of the same issuer. In addition, common stocks have experienced significantly more volatility in returns than other asset classes.
- *Preferred Stock Risk.* Generally, preferred stockholders (such as the Fund) have no voting rights with respect to the issuing company unless certain events occur. In addition, preferred stock will be subject to greater credit risk than debt instruments of an issuer, and could be subject to interest rate risk like fixed income securities, as described below. An issuer's board of directors is generally not under any obligation to pay a dividend (even if dividends have accrued), and may suspend payment of dividends on preferred stock at any time. There is also a risk that the issuer of any of the Fund's holdings will default and fail to make scheduled dividend payments on the preferred stock held by the Fund).

ETF Structure Risk. The Fund and each Underlying Fund is structured as an ETF and as a result is subject to the special risks, including:

- *Not Individually Redeemable.* Shares are not individually redeemable to retail investors and may be redeemed only by the ETF only to Authorized Participants at NAV in large blocks known as “Creation Units.” An Authorized Participant may incur brokerage costs purchasing enough Shares to constitute a Creation Unit.
- *Trading Issues.* An active trading market for the Shares may not be developed or maintained. Trading in Shares on the Exchange may be halted due to market conditions or for reasons that, in the view of the Exchange, make trading in Shares inadvisable, such as extraordinary market volatility. There can be no assurance that Shares will continue to meet the listing requirements of the Exchange, which may result in the trading of the Shares being suspended or the Shares being delisted. If the Shares are traded outside a collateralized settlement system, the number of financial institutions that can act as Authorized Participants that can post collateral on an agency basis is limited, which may limit the market for the Shares.
- *Market Price Variance Risk.* The market prices of Shares will fluctuate in response to changes in NAV and supply and demand for Shares and will include a “bid-ask spread” charged by the exchange specialists, market makers or other participants that trade the particular security.
 - In times of market stress, market makers may step away from their role market making in the Shares and in executing trades, which can lead to differences between the market value of the Shares and the Fund’s NAV.
 - The market price of the Shares may deviate from the Fund’s NAV, particularly during times of market stress, with the result that investors may pay significantly more or significantly less the Shares than the Fund’s NAV, which is reflected in the bid and ask price for the Shares or in the closing price.
 - When all or a portion of the Fund’s underlying securities trade in a market that is closed when the market for the Fund’s shares is open, there may be changes from the last quote of the closed market and the quote from the Fund’s domestic trading day, which could lead to differences between the market value of the Shares and the Fund’s NAV. In stressed market conditions, the market for the Shares may become less liquid in response to the deteriorating liquidity of an ETF’s portfolio. This adverse effect on the liquidity of the Shares may, in turn, lead to differences between the market value of the Shares and an ETF’s NAV.

Foreign Securities Risk. Foreign companies are generally not subject to the same regulatory requirements of U.S. companies thereby resulting in less publicly available information about these companies. The lack of readily available publicly available information may lead to inaccurate Inspire Impact Scores. Not all countries and jurisdictions monitor or regulate all ESG factors so that there may be no relevant information available for certain factors. In addition, foreign accounting, auditing and financial reporting standards generally differ from those applicable to U.S. companies.

Limited History of Operations Risk. The Fund is a new ETF with a limited history of operations for investors to evaluate.

Market and Geopolitical Risk. The increasing interconnectivity between global economies and financial markets increases the likelihood that events or conditions in one region or financial market may adversely impact issuers in a different country, region or financial market. Securities in the Fund’s portfolio may underperform due to inflation (or expectations for inflation), interest rates, global demand for particular products or resources, natural disasters, pandemics, epidemics, terrorism, regulatory events and governmental or quasi-governmental actions. The occurrence of global events similar to those in recent years may result in market volatility and may have long term effects on both the U.S. and global financial markets. The current novel coronavirus (COVID-19) global pandemic and the aggressive responses taken by many governments, including closing borders, restricting international and domestic travel, and the imposition of prolonged quarantines or similar restrictions, as well as the forced or voluntary closure of, or operational changes to, many retail and other businesses, has had negative impacts, and in many cases severe negative impacts, on markets worldwide. It is not known how long such impacts, or any future impacts of other significant events described above, will or would last, but there could be a prolonged period of global economic slowdown, which may impact your Fund investment.

Passive Investment Risk. The Fund is not actively managed and the adviser will not sell shares of an equity security due to current or projected underperformance of a security, industry or sector, unless that security is removed from the Global Hope ex-US Index or the selling of shares of that security is otherwise required upon a rebalancing of the Index as addressed in the Global Hope ex-US Index methodology.

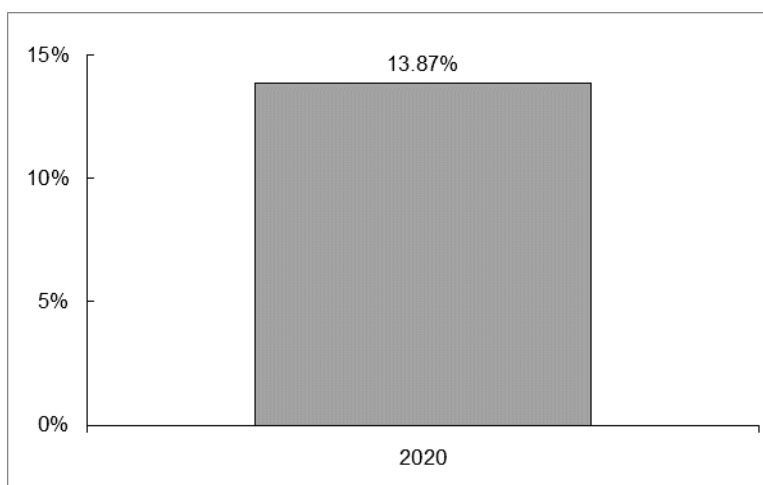
Sampling Risk. The Fund’s use of a representative sampling approach, if used, could result in its holding a smaller number of securities than are in the Global Hope ex-US Index. As a result, an adverse development with an issuer of securities held by the Fund could result in a greater decline in NAV than would be the case if the Fund held all of the securities in the Global Hope ex-US Index. To the extent the assets in the Fund are smaller, these risks will be greater.

Small and Medium Capitalization Risk. The stocks of small and medium capitalization companies involve substantial risk. These companies may have limited product lines, markets or financial resources, and they may be dependent on a limited management group.

Tracking Error Risk. Tracking error is the divergence of the Fund's performance from that of the Global Hope ex-US Index. Tracking error may occur because of imperfect correlation between the Fund's holdings of portfolio securities and those in the Global Hope ex-US Index, pricing differences, the Fund's holding of cash, differences on timing of the accrual of dividends, changes to the Global Hope ex-US Index or the need to meet various regulatory requirements. This risk may be heightened during times of increased market volatility or other unusual market conditions. Tracking error also may result because the Fund incurs fees and expenses, while the Global Hope ex-US Index does not.

Performance: The bar chart and performance table below show the variability of the Fund's returns, which is some indication of the risks of investing in the Fund by showing changes in the Fund's performance from year to year and by showing the Fund's one-year and since inception performance compared with those of a broad measure of market performance. The bar chart shows performance of the Fund's shares for each calendar year since the Fund's inception. The performance table compares the performance of the Fund over time to the performance of a broad-based securities market index. You should be aware that the Fund's past performance (before and after taxes) is not necessarily an indication of how the Fund will perform in the future. Updated performance information will be available at no cost by visiting Inspireetf.com or by calling 877.658.9473.

Performance Bar Chart For Calendar Year Ended December 31



Best Quarter: 4th Quarter 2020 23.53%
Worst Quarter: 1st Quarter 2020 (27.55)%

The Fund's year-to-date return as of the most recent fiscal quarter, which ended February 28, 2021 was 3.35%.

Performance Table
Average Annual Total Returns
(For periods ended December 31, 2020)

	One Year	Since Inception (09/30/19)
Return before taxes	13.87%	20.37%
Return after taxes on distributions	13.54%	20.08%
Return after taxes on distributions and sale of Fund shares	8.47%	15.56%
Inspire Global Hope Ex-US Index	9.30%	16.94%
S&P International 700 Total Return Index	11.21%	16.33%

After-tax returns are calculated using the historical highest individual federal marginal income tax rates and do not reflect the impact of state and local taxes. Actual after-tax returns depend on an investor's tax situation and may differ from those shown, and after-tax returns shown are not relevant to investors who hold their Shares through tax-deferred arrangements, such as 401(k) plans or individual retirement accounts.

Investment Adviser: CWM Advisors, LLC dba Inspire.

Portfolio Managers: Robert Netzly, CEO of the Adviser, and Darrell Jayroe, CFA®, Portfolio Manager of the Adviser have each served the Fund as a portfolio manager since it commenced operations in October 2019.

Purchase and Sale of Fund Shares: The Fund issues and redeems Shares at NAV only in large blocks of 50,000 Shares (each block of Shares is called a “Creation Unit”) to Authorized Participants who have entered into agreements with the Fund’s distributor. Creation Units are issued and redeemed for cash and/or in-kind for securities. Individual Shares of the Fund may only be purchased and sold in secondary market transactions through a broker dealer. Except when aggregated in Creation Units, the Shares are not redeemable securities of the Fund.

Shares may only be bought and sold in the secondary market (i.e., on a national securities exchange) through a broker or dealer at a market price. Because the Shares trade at market prices rather than NAV, Shares may trade at a price greater than NAV (at a premium), at NAV, or less than NAV (at a discount). An investor may incur costs attributable to the difference between the highest price a buyer is willing to pay to purchase Shares (bid) and the lowest price a seller is willing to accept for Shares (ask) when buying or selling shares in the secondary market (the “bid-ask spread”). Recent information, including information on the Fund’s NAV, market price, premiums and discounts, and bid-ask spreads, is available online at www.inspireetf.com.

Tax Information: The Fund’s distributions generally will be taxable as ordinary income or long-term capital gains. A sale of Shares may result in capital gain or loss.

Payments to Broker-Dealers and Other Financial Intermediaries: If you purchase the Fund through a broker-dealer or other financial intermediary (such as a bank), the Fund and its related companies may pay the intermediary for marketing activities or other services related to the sale or promotion of the Fund. These payments may create a conflict of interest by influencing the broker-dealer or other intermediary and your salesperson to recommend the Fund over another investment. Ask your salesperson or visit your financial intermediary’s website for more information.

ADDITIONAL INFORMATION ABOUT PRINCIPAL INVESTMENT STRATEGIES AND RELATED RISKS

INVESTMENT OBJECTIVE:

Fund	Investment Objective
Inspire Global Hope ETF	seeks to replicate investment results that generally correspond, before fees and expenses, to the performance of the Inspire Global Hope Large Cap Equal Weight Index.
Inspire Small/Mid Cap Impact ETF	seeks to replicate investment results that generally correspond, before fees and expenses, to the performance of the Inspire Small/Mid Cap Impact Equal Weight Index.
Inspire Corporate Bond Impact ETF	seeks to replicate investment results that generally correspond, before fees and expenses, to the performance of the Inspire Corporate Bond Equal Weight Impact Index.
Inspire 100 ETF	seeks to replicate investment results that generally correspond, before fees and expenses, to the performance of the Inspire 100 Index
Inspire International ESG ETF	seeks to replicate investment results that generally correspond, before fees and expenses, to the performance of the Inspire Global Hope ex-US Index.

Each Fund's investment objective may be changed by the Board of Trustees upon 60 days' written notice to shareholders. Each Fund has adopted a policy to invest at least 80% of its assets in a particular type of security. Each Fund may change its 80% policy upon 60 days' written notice to its shareholders.

PRINCIPAL INVESTMENT STRATEGIES:

To narrow the applicable investment universe of the index, each index uses the Index Provider's Inspire Impact Score®, a proprietary selection methodology that is designed to assign a score to a particular security based on the security's alignment with biblical values and the positive impact that company has on the world through various environmental, social and governance criterion.

The methodology removes from the investment universe the securities of any company that has any degree of participation in the following activities or products that do not align with biblical values:

- Abortifacients - Company produces abortifacient drugs. This category includes all pharmaceuticals used to terminate a pregnancy anytime from the moment of conception onward, including those labeled as "contraceptives" but which may cause a fertilized egg to be destroyed.
- Abortion Philanthropy - Corporate guided philanthropy to organizations that advocate for or provide abortions (excludes employee matching programs.)
- Abortion Legislation - Corporate sponsored political, legal or other activism that advocates for or provides abortions.
- Abortion Procedures - Company offers abortion procedures as a service.
- Cannabis Retail THC- Produces or distributes retail cannabis products containing THC, which is the psychoactive component of cannabis.
- Cannabis Cultivation/Processing- Cultivates or processes cannabis for retail or wholesale distribution.
- Gambling - Company generates revenue from gambling. This category includes the operation of casinos or other gambling facilities, as well as manufacturing gambling machinery and or other gambling specific equipment.
- Alcohol - Company produces or specifically distributes alcoholic beverages.
- Human Rights - Exploitative labor practices, working conditions or partnerships with exploitative supply partners, including unjust governmental entities and regimes.
- LGBT Legislation - Corporate sponsored legal, political or other activism that advocates for the promotion and acceptance of the LGBT lifestyle.
- LGBT Philanthropy - Corporate guided philanthropy to organizations that advocate for the promotion and acceptance of the LGBT lifestyle (excludes employee match programs).
- LGBT Promotion - Provides products or services designed specifically for the promotion and acceptance of the LGBT lifestyle, or otherwise uses corporate influence for the promotion and acceptance of the LGBT lifestyle.

- Pornography - Company produces or distributes pornography. This category includes all media types, such as film, print and online. Also included are companies that produce AO (Adult Only) rated video games which contain pornographic content.
- Tobacco - Company derives revenue from growing, manufacturing or distributing tobacco products.

The methodology then assigns a positive score based on the company's track record of acting in alignment with biblical values across the following environmental, social and governance (ESG) categories:

- Corporate Governance - Company exhibits above average Corporate Governance performance relative to its industry peer group. This category considers ownership structure, voting, proxy procedures, board structure and tenure, ethical business practices and executive compensation.
- Data Security & Privacy - Company exhibits above average Data Security & Privacy performance relative to its industry peer group. This category considers data and privacy policies and practices related to the corporation and customer data.
- Environmental Stewardship - Company exhibits above average Environmental Stewardship performance relative to its industry peer group. This category considers impacts on the atmosphere, land and water including carbon emissions, deforestation, biodiversity, waste water, water pollution and other environmental stewardship issues.
- Innovation - Company exhibits above average Innovation performance relative to its industry peer group. This category considers quality and innovation throughout all aspects of product development and distribution, including R&D, packaging and disposal.
- Labor Practices - Company exhibits above average Labor Practices performance relative to its industry peer group. This category considers compliance with fair labor standards for union and non-union employees, including employee retention, education, training, health, safety, compensation, benefits, diversity and mentoring programs.
- Marketing Ethics - Company exhibits above average Marketing Ethics performance relative to its industry peer group. This category considers honest and appropriate communications and marketing channels, transparent product labeling and social impact of marketing efforts.
- Political Action - Company exhibits above average Political Action performance relative to its industry peer group. This category considers lobbying practices, attempts at regulatory capture and undue political influence such that undermines the government's ability to serve the public interest.
- Renewable Energy - Company exhibits above average Renewable Energy performance relative to its industry peer group for the production and/or use of renewable, sustainable energy.
- Social Impact - Company exhibits above average Social Impact performance relative to its industry peer group. This category considers a company's overall impact on their communities, positive human rights behaviors, philanthropy and charity.
- Supply Chain - Company exhibits above average Supply Chain performance relative to its industry peer group. This category considers a company's overall governance of their supply chain, including social and environmental impacts and ensuring proper compliance with international human rights standards.

The Index Provider uses software that analyzes publicly available data relating to the primary business activities, products and services, philanthropy, legal activities, policies and practices when assigning Inspire Impact Scores® to a company. The screening process looks through a company to its parents, subsidiaries, and affiliates in determining whether a company has any degree of participation in these activities.

Inspire Global Hope ETF

The Fund generally will invest at least 80% of its total assets in the component securities of the Inspire Global Hope Large Cap Equal Weight Index. The Index Provider selects foreign (including emerging markets) and domestic equity securities from a global universe of publicly traded equity securities of companies with a market capitalization of \$5 billion or greater and which have an Inspire Impact Score® of zero or higher. The Inspire Impact Score® is a proprietary selection methodology that is designed to assign a score to a particular security based on the security's alignment with biblical values and the positive impact the issuing company has on the world through various environmental, social and governance criterion.

The 400 securities with the highest Inspire Impact Scores are included in the Large Cap Index and are equally weighted. The Large Cap Index will typically be comprised of 50% domestic securities, 40% in developed foreign securities, and 10% in emerging market securities. The Inspire Impact Scores® of the securities in the Large Cap Index are reviewed periodically (at least annually), and the Large Cap Index is rebalanced quarterly. If, upon review, the Inspire Impact Score® of a security falls below an acceptable level, the security is removed from the Large Cap Index and replaced with a higher scoring security.

The equity securities included in the Index are typically foreign and domestic equity securities of companies with capitalization of \$5 billion or more. Under normal market conditions, the Fund will invest at least 40% of its net assets in securities of companies in at least 3 countries outside the U.S.

The Adviser may use a representative sampling indexing strategy in an attempt to track the Large Cap Index. “Representative sampling” is an indexing strategy that involves investing in a representative sample of securities that collectively has an investment profile similar to that of an applicable underlying index. The securities selected are expected to have, in the aggregate, investment characteristics, fundamental characteristics and liquidity measures similar to those of an underlying index. The Fund may or may not hold all of the securities in the Index.

The Fund may concentrate its investments in a particular industry or group of industries to the extent that the Index concentrates in an industry or group of industries.

Inspire Small/Mid Cap Impact ETF

The Fund generally will invest at least 80% of its total assets in the component securities of the Inspire Small/Mid Cap Impact Equal Weight Index. The Index Provider selects securities from a universe of publicly traded, domestic small and mid capitalization equity securities of companies with market capitalizations between \$1 billion and \$3.5 billion and which have an Inspire Impact Score of zero or higher. The Inspire Impact Score® is a proprietary selection methodology that is designed to assign a score to a particular security based on the security’s alignment with biblical values and the positive impact the issuing company has on the world through various environmental, social and governance criterion. Under normal circumstances, 50% of the index will be comprised of equities of companies with market capitalizations between \$1 billion and \$2 billion, and 50% of the index will be comprised of equities of companies with market capitalizations between \$2 billion and \$3.5 billion.

The 500 securities with the highest Inspire Impact Scores® are included in the Small/Mid Cap Index and are equally weighted. The Inspire Impact Scores® of the securities in the Small/Mid Cap Index are reviewed periodically (at least annually), and the Small/Mid Cap Index is rebalanced quarterly. If, upon review, the Inspire Impact Score® of a security falls below an acceptable level, the security is removed from the Index and replaced with a higher scoring security.

Under normal market conditions, the Fund invests at least 80% of its assets (defined as net assets plus borrowing for investment purposes) in domestic small and mid capitalization equity securities. The Index Provider defines small and mid capitalization companies to be those with a market cap of less than \$10 billion, and particularly seeks to invest in companies with market capitalizations between \$1 billion and \$3.5 billion.

The Adviser may use a representative sampling indexing strategy in an attempt to track the Small/Mid Cap Index. “Representative sampling” is an indexing strategy that involves investing in a representative sample of securities that collectively has an investment profile similar to that of an applicable underlying index. The securities selected are expected to have, in the aggregate, investment characteristics, fundamental characteristics and liquidity measures similar to those of an underlying index. The Fund may or may not hold all of the securities in the Index.

The Fund may concentrate its investments in a particular industry or group of industries to the extent that the Small/Mid Cap Index concentrates in an industry or group of industries.

Inspire Corporate Bond Impact ETF

The Fund generally will invest at least 80% of its total assets in the component securities of the Inspire Corporate Bond Impact Equal Weight Index. The Index Provider selects domestic corporate bonds issued by companies that have market capitalizations of \$5 billion or more, have credit ratings of BBB- or higher from Standard and Poor’s or Baa3 or higher from Moody’s and which have an Inspire Impact Score of zero or higher. The Inspire Impact Score® is a proprietary selection methodology that is designed to assign a score to a particular security based on the security’s alignment with biblical values and the positive impact that company has on the world through various environmental, social and governance criterion.

Two hundred fifty (250) bonds from the top 200 issuers with the highest Inspire Impact Scores® are included in the Corporate Bond Index and are equally weighted. The Inspire Impact Scores of the securities in the Corporate Bond Index are reviewed periodically (at least annually), and the Corporate Bond Index is rebalanced quarterly. If, upon review, the Inspire Impact Score of a security falls below an acceptable level, the security is removed from the Corporate Bond Index and replaced with a higher scoring security.

Under normal market conditions, the Fund invests at least 80% of its assets (defined as net assets plus borrowing for investment purposes) in domestic corporate bonds. The Index Provider defines large capitalization companies to be those with a market cap of \$10 billion or higher at the time of purchase.

The Adviser may use a representative sampling indexing strategy in an attempt to track the Corporate Bond Index. “Representative sampling” is an indexing strategy that involves investing in a representative sample of securities that collectively has an investment profile similar to that of an applicable underlying index. The securities selected are expected to have, in the aggregate, investment characteristics, fundamental characteristics and liquidity measures similar to those of an underlying index. The Fund may or may not hold all of the securities in the Index.

The Fund may concentrate its investments in a particular industry or group of industries to the extent that the Corporate Bond Index concentrates in an industry or group of industries.

Inspire 100 ETF

The Fund generally will invest at least 80% of its total assets in the component securities of the Inspire 100 Index. The Index Provider selects domestic large capitalization equity securities (capitalizations of \$20 billion or more) using the Index Provider’s Inspire Impact Score®, a proprietary selection methodology that is designed to assign a score to a particular security based on the security’s alignment with biblical values and the positive impact that company has on the world through various environmental, social and governance criterion.

The 100 securities with the highest Inspire Impact Scores are included in the 100 Index and are market capitalization weighted. The Inspire Impact Scores of the securities in the Index are reviewed semi-annually for activities that would cause it to be removed from the investment universe due to participation in the activities described above that do not align with biblical values, and the 100 Index is rebalanced annually. If, upon review, the Inspire Impact Score® of a security falls below the threshold level for inclusion in the Index, the security is removed from the 100 Index and replaced with a higher scoring security.

The Adviser may use a representative sampling indexing strategy in an attempt to track the 100 Index. “Representative sampling” is an indexing strategy that involves investing in a representative sample of securities that collectively has an investment profile similar to that of an applicable underlying index. The securities selected are expected to have, in the aggregate, investment characteristics, fundamental characteristics and liquidity measures similar to those of an underlying index. The Fund may or may not hold all of the securities in the 100 Index.

The Fund may concentrate its investments in a particular industry or group of industries to the extent that the 100 Index concentrates in an industry or group of industries.

Inspire International ESG ETF

The Fund generally will invest at least 80% of its total assets in the component securities of the Inspire Global Hope ex-US Index, a rules-based index. The Index Provider selects foreign (including emerging markets) and domestic large capitalization equity securities from all publicly traded international and emerging market large cap companies using the Index Provider’s Inspire Impact Score®, a proprietary selection methodology that is designed to assign a score to a particular security based on the security’s alignment with biblical values and the positive impact that the company has on the world through various environmental, social and governance criterion. The Fund holds a representative sample of the securities that make up the Global Hope ex-US Index.

The Index Provider uses software that analyzes publicly available data relating to the primary business activities, products and services, philanthropy, legal activities, policies and practices when assigning Inspire Impact Scores® to a company. The screening process looks through a company to its parents, subsidiaries, and affiliates in determining whether a company has any degree of participation in these activities. The 200 securities with the highest Inspire Impact Scores® are included in the Global Hope ex-US Index and are equally weighted. The Global Hope ex-US Index will typically be comprised of 80% in developed foreign securities and 20% in emerging market securities. The Inspire Impact Scores® of the securities in the Index are reviewed periodically (at least annually), and the Index is rebalanced quarterly. If, upon review, the Inspire Impact Score® of a security is negative, the security is removed from the Index and replaced with a positive scoring security.

The equity securities included in the Index are foreign equity securities of companies with capitalization of \$5 billion US Dollars or more. The Fund may concentrate its investments in a particular industry or group of industries to the extent that the Global Hope ex-US Index concentrates in an industry or group of industries.

PRINCIPAL INVESTMENT RISKS:

The following describes the risks born by each Fund with respect to its investments.

Asset Class Risk. Securities in the index or in the Fund's portfolio may underperform in comparison to the general securities markets or other asset classes.

Authorized Participant Risk. Only an Authorized Participant may engage in creation or redemption transactions directly with the Fund. The Fund has a limited number of institutions that may act as Authorized Participants on an agency basis (i.e., on behalf of other market participants). To the extent that APs exit the business or are unable to proceed with creation or redemption orders with respect to the Fund and no other Authorized Participant is able to step forward to create or redeem Creation Units, Fund shares may be more likely to trade at a premium or discount to NAV and possibly face trading halts or delisting. Authorized Participant concentration risk may be heightened for ETFs that invest in non-U.S. securities or other securities or instruments that have lower trading volumes.

Biblically Responsible Investment Risk. The Fund invests at least 80% of its assets in the component securities of the Index which uses the Inspire Impact Score® and related biblical values screening criteria in selecting its component securities. As a result of its strategy, the Index's exclusion of securities of certain issuers for nonfinancial reasons may cause the Fund to forgo some market opportunities available to funds that do not use these criteria. This could be due to biblically responsible companies falling out of favor with investors or failing to perform as well as companies that do not receive a favorable Inspire Impact Score®.

Concentration Risk. Sector risk is the possibility that securities within the same group of industries will decline in price due to sector-specific market or economic developments. If the Fund invests more heavily in a particular industry, the value of its shares may be especially sensitive to factors and economic risks that specifically affect that industry. As a result, the Fund's share price may fluctuate more widely than the value of shares of a mutual fund that invests in a broader range of industries. Additionally, some industries could be subject to greater government regulation than other sectors. Therefore, changes in regulatory policies for those industries may have a material effect on the value of securities issued by companies in those industries. The industries in which the Fund may invest, directly or indirectly, will vary based on the investments of the Index.

Early Close/Trading Halt Risk. An exchange or market may close or impose a market trading halt or issue trading halts on specific securities, or the ability to buy or sell certain securities or financial instruments may be restricted, which may prevent the Fund from buying or selling certain securities or financial instruments. In these circumstances, the Fund may be unable to rebalance its portfolio, may be unable to accurately price its investments and may incur substantial trading losses.

Emerging Markets Risk (Inspire Global Hope and Inspire International ESG Only): The Fund may invest in countries with newly organized or less developed securities markets. There are typically greater risks involved in investing in emerging markets securities. Generally, economic structures in these countries are less diverse and mature than those in developed countries and their political systems tend to be less stable. Emerging market economies may be based on only a few industries, therefore security issuers, including governments, may be more susceptible to economic weakness and more likely to default. Emerging market countries also may have relatively unstable governments, weaker economies, and less-developed legal systems with fewer security holder rights. Investments in emerging markets countries may be affected by government policies that restrict foreign investment in certain issuers or industries. The potentially smaller size of their securities markets and lower trading volumes can make investments relatively illiquid and potentially more volatile than investments in developed countries, and such securities may be subject to abrupt and severe price declines. Due to this relative lack of liquidity, the Fund may have to accept a lower price or may not be able to sell a portfolio security at all. An inability to sell a portfolio position can adversely affect the Fund's value or prevent the Fund from being able to meet cash obligations or take advantage of other investment opportunities.

Equity Securities Risk (Inspire Global Hope, Inspire Small/Mid Cap Impact, Inspire 100 and Inspire International ESG Only): Fluctuations in the value of equity securities held by the Fund will cause the net asset value ("NAV") of the Fund and the price of its shares ("Shares") to fluctuate.

- *Common Stock Risk.* Common stock of an issuer in the Fund's portfolio may decline in price if the issuer fails to make anticipated dividend payments. Common stock will be subject to greater dividend risk than preferred stocks or debt instruments of the same issuer. In addition, common stocks have experienced significantly more volatility in returns than other asset classes.
- *Preferred Stock Risk.* Generally, preferred stockholders (such as the Fund) have no voting rights with respect to the issuing company unless certain events occur. In addition, preferred stock will be subject to greater credit risk than debt instruments of an issuer, and could be subject to interest rate risk like fixed income securities, as described below. An issuer's board of directors is generally not under any obligation to pay a dividend (even if dividends have accrued), and may suspend payment of dividends on preferred stock at any time. There is also a risk that the issuer of any of the Fund's holdings will default and fail to make scheduled dividend payments on the preferred stock held by the Fund).

ETF Structure Risk. The Fund is structured as an ETF and as a result is subject to the special risks, including:

- *Not Individually Redeemable.* Shares are not redeemable by retail investors and may be redeemed only by the Authorized Participants at NAV and only in Creation Units. A retail investor generally incurs brokerage costs when selling shares.
- *Trading Issues.* Trading in Shares on the Exchange may be halted due to market conditions or for reasons that, in the view of the Exchange, make trading in Shares inadvisable, such as extraordinary market volatility. There can be no assurance that Shares will continue to meet the listing requirements of the Exchange, which may result in the trading of the Shares being suspended or the Shares being delisted. An active trading market for the Shares may not be developed or maintained. If the Shares are traded outside a collateralized settlement system, the number of financial institutions that can act as Authorized Participant that can post collateral on an agency basis is limited, which may limit the market for the Shares.
- *Market Price Variance Risk.* Individual Shares of the Fund that are listed for trading on the Exchange can be bought and sold in the secondary market at market prices. The market prices of Shares will fluctuate in response to changes in NAV and supply and demand for Shares. There may be times when the market price and the NAV vary significantly and you may pay more than NAV when buying Shares on the secondary market, and you may receive less than NAV when you sell those Shares. The market price of Shares, like the price of any exchange-traded security, includes a “bid-ask spread” charged by the exchange specialists, market makers or other participants that trade the particular security. In times of severe market disruption, the bid-ask spread often increases significantly. This means that Shares may trade at a discount to NAV and the discount is likely to be greatest when the price of Shares is falling fastest, which may be the time that you most want to sell your Shares. The Fund’s investment results are measured based upon the daily NAV of the Fund over a period of time. Investors purchasing and selling Shares in the secondary market may not experience investment results consistent with those experienced by those Authorized Participants creating and redeeming directly with the Fund.
 - In times of market stress, market makers may step away from their role market making in shares of ETFs and in executing trades, which can lead to differences between the market value of Shares and the Fund’s NAV.
 - The market price for the Shares may deviate from the Fund’s NAV, particularly during times of market stress, with the result that investors may pay significantly more or significantly less for Shares than the Fund’s NAV, which is reflected in the bid and ask price for Fund shares or in the closing price.
 - When all or a portion of a Fund’s underlying securities trade in a market that is closed when the market for the Shares is open, there may be changes from the last quote of the closed market and the quote from the Fund’s domestic trading day, which could lead to differences between the market value of the Shares and the Fund’s NAV.
 - In stressed market conditions, the market for the Shares may become less liquid in response to the deteriorating liquidity of the Fund’s portfolio. This adverse effect on the liquidity of the Shares may, in turn, lead to differences between the market value of the Shares and the Fund’s NAV.

Fixed Income Risk (Inspire Corporate Bond Impact Only): Fixed income risk factors include credit risk (the debtor may default) and prepayment risk (the debtor may pay its obligation early or later than expected, potentially reducing the amount of interest payments or extending time to principal repayment). These risks could affect the value of a particular investment possibly causing the Fund’s share price and total return to be reduced and fluctuate more than other types of investments. When the Fund invests in fixed income securities the value of your investment in the Fund will fluctuate with changes in interest rates. Typically, a rise in interest rates causes a decline in the value of fixed income securities. In general, the market price of debt securities with longer maturities will increase or decrease more in response to changes in interest rates than shorter-term securities. If the U.S. Federal Reserve’s Federal Open Market Committee (“FOMC”) raises the federal funds interest rate target, interest rates across the U.S. financial system may rise. However, the magnitude of rate changes across maturities and borrower sectors is uncertain. Rising rates may decrease liquidity and increase volatility, which may make portfolio management more difficult and costly to the Fund and its shareholders. Additionally, default risk increases if issuers must borrow at higher rates. Generally, these changing market conditions may cause the Fund’s share price to fluctuate or decline more than other types of equity investments.

Foreign Securities Risk (Inspire Global Hope and Inspire International ESG ETF Only): To the extent the Fund invest in foreign securities, the Fund could be subject to greater risks because the Fund’s performance may depend on issues other than the performance of a particular company or U.S. market sector. Changes in foreign economies and political climates are more likely to affect the Fund than a mutual fund that invests exclusively in U.S. companies. The value of foreign securities is also affected by the value of the local currency relative to the U.S. dollar. There may also be less government supervision of foreign markets, resulting in non-uniform accounting practices and less publicly available information. The values of foreign investments may be affected by changes in exchange control regulations, application of foreign tax laws (including withholding tax), changes in governmental administration or economic or monetary policy (in this country or abroad) or changed circumstances in dealings between nations. In addition, foreign brokerage commissions, custody fees and other costs of investing in foreign securities are generally higher than in the United States. Investments in foreign issues could be affected by other factors not present in the United States, including expropriation, armed conflict, confiscatory taxation, and potential difficulties in enforcing contractual obligations. As a result, the Fund may be exposed to greater risk and will be more dependent on the adviser’s ability to assess such risk than if the Fund invested solely in more developed countries.

Limited History of Operations Risk (Inspire International ESG Only): The Fund is a new ETF with a limited history of operations for investors to evaluate.

Market and Geopolitical Risk. The increasing interconnectivity between global economies and financial markets increases the likelihood that events or conditions in one region or financial market may adversely impact issuers in a different country, region or financial market. Securities in the Fund's portfolio may underperform due to inflation (or expectations for inflation), interest rates, global demand for particular products or resources, natural disasters, pandemics, epidemics, terrorism, regulatory events and governmental or quasi-governmental actions. The occurrence of global events similar to those in recent years, such as terrorist attacks around the world, natural disasters, social and political discord or debt crises and downgrades, among others, may result in market volatility and may have long term effects on both the U.S. and global financial markets. It is difficult to predict when similar events affecting the U.S. or global financial markets may occur, the effects that such events may have and the duration of those effects. Any such event(s) could have a significant adverse impact on the value and risk profile of the Fund's portfolio. The current novel coronavirus (COVID-19) global pandemic and the aggressive responses taken by many governments, including closing borders, restricting international and domestic travel, and the imposition of prolonged quarantines or similar restrictions, as well as the forced or voluntary closure of, or operational changes to, many retail and other businesses, has had negative impacts, and in many cases severe negative impacts, on markets worldwide. It is not known how long such impacts, or any future impacts of other significant events described above, will or would last, but there could be a prolonged period of global economic slowdown, which may impact your Fund investment. Therefore, the Fund could lose money over short periods due to short-term market movements and over longer periods during more prolonged market downturns. During a general market downturn, multiple asset classes may be negatively affected. Changes in market conditions and interest rates can have the same impact on all types of securities and instruments. In times of severe market disruptions, you could lose your entire investment.

Passive Investment Risk. The Fund is not actively managed and may be affected by a general decline in market segments related to the Index. The Fund invests in securities included in, or representative of securities included in, the Index, regardless of their investment merits. The Fund does not take defensive positions under any market conditions, including conditions that are adverse to the performance of the Fund, unless such defensive positions are also taken by the Index.

Sampling Risk. The Fund's use of a representative sampling approach, if used, could result in its holding a smaller number of securities than are in the Index. As a result, an adverse development with an issuer of securities held by the Fund could result in a greater decline in NAV than would be the case if the Fund held all of the securities in the Index. To the extent the assets in the Fund are smaller, these risks will be greater.

Small and Medium Capitalization Risk (Inspire Small/Mid Cap Impact Only). The stocks of small and medium capitalization companies involve substantial risk. These companies may have limited product lines, markets or financial resources, and they may be dependent on a limited management group. Stocks of these companies may be subject to more abrupt or erratic market movements than those of larger, more established companies or the market averages in general.

Tracking Error Risk. Tracking error is the divergence of the Fund's performance from that of the Index. Tracking error may occur because of imperfect correlation between the Fund's holdings of portfolio securities and those in the index, pricing differences, the Fund's holding of cash, differences on timing of the accrual of dividends, changes to the index or the need to meet various regulatory requirements. This risk may be heightened during times of increased market volatility or other unusual market conditions. Tracking error also may result because the Fund incurs fees and expenses, while the Index does not.

SECURITIES LENDING: To generate additional income, each Fund may lend its portfolio securities to qualified banks, broker-dealers and other financial institutions (referred to as "borrowers"), provided that: (i) the loan is continuously secured by collateral in cash, cash equivalents, bank letters of credit or U.S. government securities equal to at least 100% of the value of the loaned securities, and such collateral is valued, or "marked to market," daily (borrowers are required to furnish additional collateral to a Fund as necessary to fully cover its obligations); (ii) the loan may be recalled at any time by the Fund and the loaned securities returned; (iii) a Fund will receive any interest, dividends or other distributions paid on the loaned securities; and (iv) the aggregate value of the loaned securities will not exceed 33 1/3% of a Fund's total assets. A Fund generally retains part or all of the interest received on investment of the cash collateral or receives a fee from the borrower. While this practice will not impact any Fund's principal investment strategy, it does subject a Fund to the securities lending risk described in this Prospectus.

Loans of securities involve a risk that the borrower may fail to return the securities or may fail to maintain the proper amount of collateral, which may result in a loss of money by a Fund or a delay in recovering the loaned securities. In addition, in the event of bankruptcy of the borrower, a Fund could experience delays in recovering the loaned securities or only recover cash or a security of equivalent value. Therefore, a Fund will only enter into portfolio loans after a review of all pertinent factors by the Adviser under the oversight of the Board of Trustees, including the creditworthiness of the borrower and then only if the consideration to be received from such loans would justify the risk. Creditworthiness will be monitored on an ongoing basis by the adviser. An attempt may be made to recall a loan in time to vote proxies if fund management has knowledge of a material vote respect to the loaned securities and the matter involved would have a material effect on a Fund's investment in the security. The costs of securities lending are not reflected in the "Annual Fund Operating Expenses" table or "Example" above.

Securities Lending Risk. A Fund may lend its portfolio securities to financial institutions under guidelines adopted by the Board of Trustees, including a requirement that the Fund receive cash collateral from the borrower equal to no less than 100% of the market value of the securities loaned. A Fund may invest this cash collateral in high quality short-term debt obligations, government obligations, bank guarantees or money market mutual funds. Securities lending involves two primary risks: “investment risk” and “borrower default risk.” Investment risk is the risk that a Fund will lose money from the investment of the cash collateral. Borrower default risk is the risk that a Fund will lose money due to the failure of a borrower to return a borrowed security in a timely manner.

PORTFOLIO HOLDINGS DISCLOSURE: A description of the Funds’ policies and procedures regarding the release of portfolio holdings information is available in the Funds’ Statement of Additional Information (“SAI”).

OPERATIONAL AND CYBERSECURITY RISK: Fund operations, including business, financial, accounting, data processing systems or other operating systems and facilities may be disrupted, disabled or damaged as a result of a number of factors, including events that are wholly or partially beyond our control. For example, there could be electrical or telecommunications outages; degradation or loss of internet or web services; natural disasters, such as earthquakes, tornados and hurricanes; disease pandemics; or events arising from local or larger scale political or social events, as well as terrorist acts.

The Funds are also subject to the risk of potential cyber incidents, which may include, but are not limited to, the harming of or unauthorized access to digital systems (for example, through “hacking” or infection by computer viruses or other malicious software code), denial-of-service attacks on websites, and the inadvertent or intentional release of confidential or proprietary information. Cyber incidents may, among other things, harm Fund operations, result in financial losses to a Fund and its shareholders, cause the release of confidential or highly restricted information, and result in regulatory penalties, reputational damage, and/or increased compliance, reimbursement or other compensation costs. Fund operations that may be disrupted or halted due to a cyber incident include trading, the processing of shareholder transactions, and the calculation of a Fund’s net asset value.

Issues affecting operating systems and facilities through cyber incidents, any of the scenarios described above, or other factors, may harm the Funds by affecting the Adviser, or other service providers, or issuers of securities in which a Fund invests. Although the Funds have business continuity plans and other safeguards in place, including what the Funds believe to be robust information security procedures and controls, there is no guarantee that these measures will prevent cyber incidents or prevent or ameliorate the effects of significant and widespread disruption to our physical infrastructure or operating systems. Furthermore, the Funds cannot directly control the security or other measures taken by unaffiliated service providers or the issuers of securities in which the Funds invest. Such risks at issuers of securities in which the Funds invest could result in material adverse consequences for such issuers and may cause a Fund’s investment in such securities to lose value.

MANAGEMENT

INVESTMENT ADVISER AND INDEX PROVIDERS: CWM Advisors, LLC dba Inspire, located at 650 San Benito Street, Suite 130, Hollister, CA 95023, serves as each Fund's investment adviser. The Adviser is registered with the SEC as an investment adviser under the Investment Advisers Act of 1940, as amended. The Adviser manages accounts for individuals and institutions as well as the Funds. As of December 31, 2020, it had approximately \$1.3 billion in assets under management. The Adviser is also each Fund's index provider.

Subject to the oversight of the Board of Trustees, the Adviser is responsible for managing each Fund's investments, placing trade orders and providing related administrative services and facilities under an advisory agreement between each Fund and the Adviser (the "Investment Advisory Agreement").

The management fee set forth in the Investment Advisory Agreement is 0.30% for Inspire Global Hope ETF, Inspire Small/Mid Cap Impact ETF, Inspire Corporate Bond Impact ETF, and Inspire 100 ETF, and 0.45% for Inspire International ESG ETF, annually to be paid on a monthly basis. In addition to investment advisory fees, each Fund pays other expenses including costs incurred in connection with the maintenance of securities law registration, printing and mailing prospectuses and statements of additional information to shareholders, certain financial accounting services, taxes or governmental fees, custodial, transfer and shareholder servicing agent costs, expenses of outside counsel and independent accountants, preparation of shareholder reports and expenses of trustee and shareholders meetings. A discussion regarding the basis for the Board of Trustees' approval of the Investment Advisory Agreement is available in the Funds' annual report to shareholders November 30, 2020.

The Adviser has contractually agreed to reduce its fees and/or absorb expenses of the Funds, until at least March 31, 2022, to ensure that total annual fund operating expenses after fee waiver and/or reimbursement excluding (i) any front-end or contingent deferred loads; (ii) brokerage fees and commissions, (iii) acquired fund fees and expenses; (iv) fees and expenses associated with investments in other collective investment vehicles or derivative instruments (including for example option and swap fees and expenses); (v) borrowing costs (such as interest and dividend expense on securities sold short); (vi) taxes; and (vii) extraordinary expenses, such as litigation expenses (which may include indemnification of Fund officers and Trustees, contractual indemnification of Fund service providers (other than the Adviser) will not exceed 0.52% of the average daily net assets for Inspire Global Hope ETF; 0.60% of the average daily net assets for Inspire Small/Mid Cap Impact ETF; 0.35% of the average daily net assets for Inspire 100 ETF; and 0.80% of the average daily net assets for Inspire International ESG ETF subject to possible recoupment from the relevant Fund in future years within the three years after the fees have been waived or reimbursed if such recoupment can be achieved within the lesser of the expense limitations in place at the time of waiver and the expense limitation in place at the time of recapture. The expense limit arrangement may not be terminated during this time period without prior approval of the Board of Trustees on 60 days' written notice to the Adviser.

PORTFOLIO MANAGERS

Robert Netzly has been the founder and CEO of the Adviser since 2015. Mr. Netzly is a nationally recognized expert in Biblically Responsible Investing (BRI) and leader in the BRI movement. He has also served as founder and CEO of Christian Wealth Management since 2011. Mr. Netzly was a registered representative at Wells Fargo Investments, Private Client Service, serving the bank's high net worth clientele from 2008 to 2011.

Darrell Jayroe, CFA, CKA®, CFP® has been Portfolio Manager with the Adviser since 2016. Mr. Jayroe previously held the position of Senior Portfolio Manager at Bank of Oklahoma from 2004 to 2016. Prior to that, he held management positions at Southwest Securities (2003 to 2004) and at UBS Paine Weber (1994 to 2003).

The SAI provides additional information about the Portfolio Managers' compensation, other accounts managed and ownership of Fund shares.

HOW SHARES ARE PRICED

Shares of each Fund are sold at NAV. The NAV of each Fund is determined at close of regular trading (normally 4:00 p.m. Eastern Time) on each day the Exchange is open for business. NAV is computed by determining, the aggregate market value of all assets of the applicable Fund, less its liabilities, divided by the total number of shares outstanding ((assets-liabilities)/number of shares = NAV). The Exchange is closed on weekends and New Year's Day, Martin Luther King, Jr. Day, Presidents' Day, Good Friday, Memorial Day, Independence Day, Labor Day, Thanksgiving Day and Christmas Day ("Exchange Close"). The NAV takes into account, the expenses and fees of each Fund, including management, administration, and distribution fees, which are accrued daily. The determination of NAV for each Fund for a particular day is applicable to all applications for the purchase of shares, as well as all requests for the redemption of shares, received by each Fund (or an authorized broker or agent, or its authorized designee) before the close of trading on the Exchange on that day.

Generally, each Fund's portfolio securities, including securities issued by ETFs, are valued each day at the last quoted sales price on each security's primary exchange. Securities traded or dealt in upon one or more securities exchanges (whether domestic or foreign) for which market quotations are readily available and not subject to restrictions against resale shall be valued at the last quoted sales price on the primary exchange or, in the absence of a sale on the primary exchange, at the mean between the current bid and ask prices on such exchange. Securities primarily traded in the National Association of Securities Dealers' Automated Quotation System ("NASDAQ") National Market System for which market quotations are readily available shall be valued using the NASDAQ Official Closing Price. Securities that are not traded on any securities exchange (whether domestic or foreign) and for which over-the-counter market quotations are readily available generally shall be valued at the last sale price or, in the absence of a sale, at the mean between the current bid and ask price on such over-the-counter market. Debt securities not traded on an exchange may be valued at prices supplied by a pricing agent(s) based on broker or dealer supplied valuations or matrix pricing, a method of valuing securities by reference to the value of other securities with similar characteristics, such as rating, interest rate and maturity.

If market quotations are not readily available, securities will be valued at their fair market value as determined using the "fair value" procedures approved by the Board. Fair value pricing involves subjective judgments and it is possible that the fair value determined for a security may be materially different than the value that could be realized upon the sale of that security. The fair value prices can differ from market prices when they become available or when a price becomes available. The Board has delegated execution of these procedures to a fair value committee composed of one or more representatives from each of the (i) Trust, (ii) administrator, and (iii) Adviser. The committee may also enlist third party consultants such as an audit firm or financial officer of a security issuer on an as-needed basis to assist in determining a security-specific fair value. The Board reviews and ratifies the execution of this process and the resultant fair value prices at least quarterly to assure the process produces reliable results.

The Funds may use independent pricing services to assist in calculating the value of each Fund's portfolio securities. In addition, market prices for foreign securities are not determined at the same time of day as the NAV for the Funds. Because the Funds may invest in underlying ETFs which hold portfolio securities primarily listed on foreign exchanges, and these exchanges may trade on weekends or other days when the underlying ETFs do not price their shares, the value of some of the Funds' portfolio securities may change on days when you may not be able to buy or sell Funds shares.

In computing the NAV, each Fund values its foreign securities at the latest closing price on the exchange in which they are traded immediately prior to closing of the Exchange. Prices of foreign securities quoted in foreign currencies are translated into U.S. dollars at current rates. If events materially affecting the value of a security in a Fund's portfolio, particularly foreign securities, occur after the close of trading on a foreign market but before a Fund prices its shares, the security will be valued at fair value. For example, if trading in a portfolio security is halted and does not resume before a Fund calculates its NAV, the Adviser may need to price the security using the Funds' fair value pricing guidelines. Without a fair value price, short-term traders could take advantage of the arbitrage opportunity and dilute the NAV of long-term investors. Fair valuation of a Fund's portfolio securities can serve to reduce arbitrage opportunities available to short-term traders, but there is no assurance that fair value pricing policies will prevent dilution of a Fund's NAV by short term traders. The determination of fair value involves subjective judgments. As a result, using fair value to price a security may result in a price materially different from the prices used by other mutual funds to determine NAV, or from the price that may be realized upon the actual sale of the security.

With respect to any portion of a Fund's assets that are invested in one or more open-end management investment companies registered under the 1940 Act, a Fund's NAV is calculated based upon the NAVs of those open-end management investment companies, and the prospectuses for these companies explain the circumstances under which those companies will use fair value pricing and the effects of using fair value pricing.

Premium/Discount Information

Retail investors will buy and sell Shares in secondary market transactions through brokers at market prices and the Shares will trade at market prices. The market price of Shares may be greater than, equal to, or less than NAV. Market forces of supply and demand, economic conditions and other factors may affect the trading prices of Shares.

HOW TO BUY AND SELL SHARES

Shares of the Funds may be acquired or redeemed directly from the Funds only in Creation Units or multiples thereof. Only an Authorized Participant may engage in creation or redemption transactions directly with the Funds. Once created, shares of the Funds generally trade in the secondary market in amounts less than a Creation Unit. Shares can be bought and sold on the Exchange throughout the trading day like shares of other publicly-traded companies.

Buying and Selling Shares on the Secondary Market

You may buy and sell individual Shares of the Funds only through a broker dealer in secondary market transactions on the Exchange.

Shares of the Funds are listed for trading on the Exchange under the symbols BLES, ISMD, IBD, BIBL and WWJD. There is no minimum investment required. Shares may only be purchased and sold on the secondary market when the Exchange is open for trading. The Exchange is open for trading Monday through Friday and is closed on weekends and the following holidays, as observed: New Year's Day, Martin Luther King, Jr. Day, Presidents' Day, Good Friday, Memorial Day, Independence Day, Labor Day, Thanksgiving Day and Christmas Day.

When buying or selling Shares through a broker, you will incur customary brokerage commissions and charges, and you may pay some or all of the spread between the bid and the offered price in the secondary market on each leg of a round trip (purchase and sale) transaction.

Creation and Redemption Transactions

Authorized Participants may acquire Shares directly from the Funds, and Authorized Participants may tender their Shares for redemption directly to the Fund, at NAV per Share only in large blocks, or Creation Units of 50,000 Shares for Inspire Global Hope ETF, Inspire Small/Mid Cap Impact ETF, Inspire 100 ETF, and Inspire International ESG ETF, and 100,000 Shares for Inspire Corporate Bond Impact ETF.

Each Fund issues and redeems Shares at NAV only in Creation Units to Authorized Participants that have entered into agreements with the Fund's distributor. Creation Units are issued and redeemed for cash and/or in-kind for securities. Except when aggregated in Creation Units, the Shares are not redeemable securities of the Fund.

Purchases and redemptions directly with a Fund must follow the Fund's procedures, which are described in the SAI.

Book Entry

Shares are held in book entry form, which means that no stock certificates are issued. The Depository Trust Company ("DTC") or its nominee is the record owner of all outstanding Shares and is recognized as the owner of all Shares for all purposes.

Investors owning Shares are beneficial owners as shown on the records of DTC or its participants. DTC serves as the securities depository for all Shares. Participants in DTC include securities brokers and dealers, banks, trust companies, clearing corporations and other institutions that directly or indirectly maintain a custodial relationship with DTC. As a beneficial owner of Shares, you are not entitled to receive physical delivery of stock certificates or to have Shares registered in your name, and you are not considered a registered owner of Shares. Therefore, to exercise any right as an owner of Shares, you must rely upon the procedures of DTC and its participants. These procedures are the same as those that apply to any other securities that you hold in book entry or "street name" form.

FREQUENT PURCHASES AND REDEMPTIONS OF FUND SHARES

The Board of Trustees has not adopted a policy of monitoring for other frequent trading activity because shares of the Funds are listed for trading on a national securities exchange.

DISTRIBUTION AND SERVICE PLAN

The Funds have adopted a distribution and service plan (“Plan”) pursuant to Rule 12b-1 under the 1940 Act. Under the Plan, the Funds are authorized to pay distribution fees to the distributor and other firms that provide distribution and shareholder services (“Service Providers”). If a Service Provider provides these services, the Fund may pay fees at an annual rate not to exceed 0.25% of average daily net assets, pursuant to Rule 12b-1 under the 1940 Act.

No distribution or service fees are currently paid by the Funds and will not be paid by the Funds unless authorized by the Board of Trustees. There are no current plans to impose these fees. In the event Rule 12b-1 fees were charged, over time they would increase the cost of an investment in the Funds.

DIVIDENDS, OTHER DISTRIBUTIONS AND TAXES

Shares are traded throughout the day in the secondary market on a national securities exchange on an intra-day basis and are created and redeemed in-kind and/or for cash in Creation Units at each day’s next calculated NAV. In-kind arrangements are designed to protect ongoing shareholders from the adverse effects on a Fund’s portfolio that could arise from frequent cash redemption transactions. In a conventional mutual fund, redemptions can have an adverse tax impact on taxable shareholders if the mutual fund needs to sell portfolio securities to obtain cash to meet net fund redemptions. These sales may generate taxable gains for the ongoing shareholders of the mutual fund, whereas the Shares’ in-kind redemption mechanism generally will not lead to a tax event for the Funds or its ongoing shareholders.

Ordinarily, dividends from net investment income, if any, are declared and paid quarterly by the Inspire Global Hope ETF, Inspire Small/Cap Impact ETF, Inspire 100 ETF and Inspire International ESG ETF; and monthly by Inspire Corporate Bond Impact ETF. The Funds distribute their net realized capital gains, if any, to shareholders annually. The Funds may also pay a special distribution at the end of a calendar year to comply with federal tax requirements.

No dividend reinvestment service is provided by the Funds. Broker-dealers may make available the DTC book-entry Dividend Reinvestment Service for use by beneficial owners of the Funds for reinvestment of their dividend distributions. Beneficial owners should contact their broker to determine the availability and costs of the service and the details of participation therein. Brokers may require beneficial owners to adhere to specific procedures and timetables. If this service is available and used, dividend distributions of both income and realized gains will be automatically reinvested in additional whole shares of the Funds purchased in the secondary market.

Distributions in cash may be reinvested automatically in additional whole Shares only if the broker through whom you purchased Shares makes such option available.

Taxes

As with any investment, you should consider how your investment in Shares will be taxed. The tax information in this Prospectus is provided as general information. You should consult your own tax professional about the tax consequences of an investment in Shares.

Unless your investment in Shares is made through a tax-exempt entity or tax-deferred retirement account, such as an individual retirement account, you need to be aware of the possible tax consequences when:

- a Fund makes distributions,
- you sell your Shares listed on the Exchange, and
- you purchase or redeem Creation Units.

Taxes on Distributions

Distributions from each Fund’s net investment income, including net short-term capital gains, if any, are taxable to you as ordinary income, except that each Fund’s dividends attributable to its “qualified dividend income” (i.e., dividends received on stock of most domestic and certain foreign corporations with respect to which the Fund satisfies certain holding period and other restrictions), if any, generally are subject to federal income tax for non-corporate shareholders who satisfy those restrictions with respect to their Shares at the rate for net capital gain. A part of each Fund’s dividends also may be eligible for the dividends-received deduction allowed to corporations -- the eligible portion may not exceed the aggregate dividends each Fund receives from domestic corporations subject to federal income tax (excluding REITs) and excludes dividends from foreign corporations -- subject to similar restrictions. However, dividends a corporate shareholder deducts pursuant to that deduction are subject indirectly to the federal alternative minimum tax.

In general, your distributions are subject to federal income tax when they are paid, whether you take them in cash or reinvest them in the Funds (if that option is available). Distributions reinvested in additional Shares through the means of a dividend reinvestment service, if available, will be taxable to shareholders acquiring the additional Shares to the same extent as if such distributions had been received in cash. Distributions of net long-term capital gains, if any, in excess of net short-term capital losses are taxable as long-term capital gains, regardless of how long you have held the Shares.

Distributions in excess of a Fund's current and accumulated earnings and profits are treated as a tax-free return of capital to the extent of your basis in the Shares and as capital gain thereafter. A distribution will reduce a Fund's NAV per Share and may be taxable to you as ordinary income or capital gain (as described above) even though, from an investment standpoint, the distribution may constitute a return of capital.

By law, a Fund is required to withhold 28% of your distributions and redemption proceeds if you have not provided the Fund with a correct Social Security number or other taxpayer identification number and in certain other situations.

Taxes on Exchange-Listed Share Sales

Any capital gain or loss realized upon a sale of Shares is generally treated as long-term capital gain or loss if the Shares have been held for more than one year and as short-term capital gain or loss if the Shares have been held for one year or less. The ability to deduct capital losses from sales of Shares may be limited.

Taxes on Purchase and Redemption of Creation Units

An Authorized Participant who exchanges securities for Creation Units generally will recognize a gain or a loss equal to the difference between the market value of the Creation Units at the time of the exchange and the sum of the exchanger's aggregate basis in the securities surrendered plus any Cash Component it pays. An Authorized Participant who exchanges Creation Units for securities will generally recognize a gain or loss equal to the difference between the exchanger's basis in the Creation Units and the sum of the aggregate market value of the securities received plus any cash equal to the difference between the NAV of the Shares being redeemed and the value of the securities. The Internal Revenue Service ("Service"), however, may assert that a loss realized upon an exchange of securities for Creation Units cannot be deducted currently under the rules governing "wash sales" or for other reasons. Persons exchanging securities should consult their own tax advisor with respect to whether wash sale rules apply and when a loss might be deductible.

Any capital gain or loss realized upon redemption of Creation Units is generally treated as long-term capital gain or loss if the Shares have been held for more than one year and as short-term capital gain or loss if the Shares have been held for one year or less.

If you purchase or redeem Creation Units, you will be sent a confirmation statement showing how many Shares you purchased or sold and at what price. See "Tax Status" in the SAI for a description of the newly effective requirement regarding basis determination methods applicable to Share redemptions and each Fund's obligation to report basis information to the Service.

The foregoing discussion summarizes some of the possible consequences under current federal tax law of an investment in the Funds. It is not a substitute for personal tax advice. Consult your personal tax advisor about the potential tax consequences of an investment in the Shares under all applicable tax laws. See "Tax Status" in the SAI for more information.

FUND SERVICE PROVIDERS

Gemini Fund Services, LLC is the Funds' administrator and fund accountant. It has its principal office at 4221 North 203rd Street, Suite 100, Elkhorn, NE 68022-3474, and is primarily in the business of providing administrative, fund accounting and transfer agent services to retail and institutional mutual funds.

Brown Brothers Harriman & Co., 50 Post Office Square, Boston, MA 02110, is the Funds' transfer agent and custodian.

Forside Financial Services, LLC (the "Distributor"), Three Canal Plaza, Suite 100, Portland, ME 04101, is the distributor for the shares of the Funds. The Distributor is a registered broker-dealer and member of the Financial Industry Regulatory Authority, Inc. ("FINRA").

Thompson Hine LLP, 41 South High Street, 17th Floor, Columbus, OH 43215, serves as legal counsel to the Trust.

BBD, LLP, 1835 Market Street, 3rd Floor, Philadelphia, PA 19103, serves as the Funds' independent registered public accounting firm. The independent registered public accounting firm is responsible for auditing the annual financial statements of the Funds.

OTHER INFORMATION

Investments by Investment Companies

The SEC has granted an exemptive order to the advisor permitting registered investment companies and unit investment trusts that enter into an agreement with the Trust ("Investing Funds") to invest in series of the Trust beyond the limits set forth in Section 12(d)(1) of the 1940 Act subject to certain terms and conditions.

Continuous Offering

The method by which Creation Units of Shares are created and traded may raise certain issues under applicable securities laws. Because new Creation Units of Shares are issued and sold by the Funds on an ongoing basis, a "distribution," as such term is used in the Securities Act of 1933, as amended (the "Securities Act"), may occur at any point. Broker-dealers and other persons are cautioned that some activities on their part may, depending on the circumstances, result in their being deemed participants in a distribution in a manner which could render them statutory underwriters and subject them to the prospectus delivery requirement and liability provisions of the Securities Act.

For example, a broker-dealer firm or its client may be deemed a statutory underwriter if it takes Creation Units after placing an order with the Distributor, breaks them down into constituent Shares and sells the Shares directly to customers or if it chooses to couple the creation of a supply of new Shares with an active selling effort involving solicitation of secondary market demand for Shares. A determination of whether one is an underwriter for purposes of the Securities Act must take into account all the facts and circumstances pertaining to the activities of the broker-dealer or its client in the particular case, and the examples mentioned above should not be considered a complete description of all the activities that could lead to a characterization as an underwriter.

Broker-dealer firms should also note that dealers who are not "underwriters" but are effecting transactions in Shares, whether or not participating in the distribution of Shares, are generally required to deliver a prospectus. This is because the prospectus delivery exemption in Section 4(3) of the Securities Act is not available in respect of such transactions as a result of Section 24(d) of the 1940 Act. As a result, broker-dealer firms should note that dealers who are not "underwriters" but are participating in a distribution (as contrasted with engaging in ordinary secondary market transactions) and thus dealing with the Shares that are part of an over-allotment within the meaning of Section 4(3)(C) of the Securities Act, will be unable to take advantage of the prospectus delivery exemption provided by Section 4(3) of the Securities Act. For delivery of prospectuses to exchange members, the prospectus delivery mechanism of Rule 153 under the Securities Act is only available with respect to transactions on a national exchange.

Dealers effecting transactions in the Shares, whether or not participating in this distribution, are generally required to deliver a Prospectus. This is in addition to any obligation of dealers to deliver a Prospectus when acting as underwriters.

FINANCIAL HIGHLIGHTS

The following table is intended to help you better understand each Fund's financial performance since its inception. Certain information reflects financial results for a single Fund share. Total return represents the rate you would have earned (or lost) on an investment in the Funds, assuming reinvestment of all dividends and distributions. The information for the fiscal period or years ended November 30, 2017, November 30, 2018, November 30, 2019, November 30, 2020 has been audited by BBD, LLP, an independent registered public accounting firm, whose report, along with the Funds' financial statements, is included in the annual report, which is available upon request.

Inspire Global Hope ETF FINANCIAL HIGHLIGHTS

Per Share Data and Ratios for a Share of Beneficial Interest Outstanding Throughout Each Period

	Year Ended November 30, 2020	Year Ended November 30, 2019	Year Ended November 30, 2018	Period Ended November 30, 2017 ⁽¹⁾
Net asset value, beginning of period	\$ 29.21	\$ 26.20	\$ 27.86	\$ 25.00
Activity from investment operations:				
Net investment income ⁽²⁾	0.50	0.67	0.48	0.36
Net realized and unrealized gain (loss) on investments	2.96	3.08	(1.49)	2.78
Total from investment operations	3.46	3.75	(1.01)	3.14
Less distributions from:				
Net investment income	(0.52)	(0.58)	(0.49)	(0.28)
Net realized gains	(0.03)	(0.16)	(0.16)	—
Total distributions	(0.55)	(0.74)	(0.65)	(0.28)
Net asset value, end of period	\$ 32.12	\$ 29.21	\$ 26.20	\$ 27.86
Total return ⁽⁶⁾	12.35%	14.60%	(3.74)%	12.63% ⁽⁴⁾
Net assets, at end of period (000s)	\$ 120,453	\$ 160,673	\$ 87,770	\$ 52,929
Ratio of gross expenses to average net assets ⁽³⁾	0.61%	0.52% ⁽⁸⁾	0.62%	0.75%
Ratio of net expenses to average net assets ⁽³⁾	0.61%	0.54% ⁽⁷⁾	0.62%	0.65%
Ratio of net investment income to average net assets ⁽³⁾	1.82%	2.42%	1.71%	1.80%
Portfolio Turnover Rate ⁽⁵⁾	36%	22%	22%	15% ⁽⁴⁾

(1) The Inspire Global Hope ETF commenced operations on February 27, 2017.

(2) Per share amounts calculated using the average shares method, which more appropriately presents the per share data for the period.

(3) Annualized for periods less than one year.

(4) Not annualized.

(5) Portfolio turnover rate excludes portfolio securities received or delivered as a result of processing capital share transactions in Creation Units.

(6) Total return is calculated assuming a purchase of shares at net asset value on the first day and a sale at net asset value on the last day of the period. Distributions are assumed, for the purpose of this calculation, to be reinvested at the ex-dividend date net asset value per share on their respective payment dates.

(7) Represents the ratio of expenses to average net assets after adviser recapture of waived/reimbursement fees from prior periods.

(8) Represents the ratio of expenses to average net assets before adviser recapture of waived/reimbursement fees from prior periods.

Inspire Small/Mid Cap Impact ETF
FINANCIAL HIGHLIGHTS

Per Share Data and Ratios for a Share of Beneficial Interest Outstanding Throughout Each Period

	Year Ended November 30, 2020	Year Ended November 30, 2019	Year Ended November 30, 2018	Period Ended November 30, 2017⁽¹⁾
Net asset value, beginning of period	\$ 27.56	\$ 26.73	\$ 26.82	\$ 25.00
Activity from investment operations:				
Net investment income ⁽²⁾	0.37	0.32	0.30	0.20
Net realized and unrealized gain on investments	0.13 ⁽⁷⁾	1.29	0.20 ⁽⁷⁾	1.73
Total from investment operations	0.50	1.61	0.50	1.93
Less distributions from:				
Net investment income	(0.31)	(0.22)	(0.21)	(0.11)
Net realized gains	(0.01)	(0.56)	(0.38)	—
Total distributions	(0.32)	(0.78)	(0.59)	(0.11)
Net asset value, end of period	\$ 27.74	\$ 27.56	\$ 26.73	\$ 26.82
Total return ⁽⁶⁾	2.12%	6.42%	1.89%	7.75% ⁽⁴⁾
Net assets, at end of period (000s)	\$ 85,988	\$ 99,226	\$ 50,788	\$ 29,499
Ratio of gross expenses to average net assets ⁽³⁾	0.57% ⁽⁹⁾	0.64%	0.71%	0.94%
Ratio of net expenses to average net assets ⁽³⁾	0.60% ⁽⁸⁾	0.60%	0.62%	0.65%
Ratio of net investment income to average net assets ⁽³⁾	1.53%	1.24%	1.07%	1.06%
Portfolio Turnover Rate ⁽⁵⁾	92%	42%	24%	16% ⁽⁴⁾

(1) The Small/Mid Cap Impact ETF commenced operations on February 27, 2017.

(2) Per share amounts calculated using the average shares method, which more appropriately presents the per share data for the period.

(3) Annualized for periods less than one year.

(4) Not annualized.

(5) Portfolio turnover rate excludes portfolio securities received or delivered as a result of processing capital share transactions in Creation Units.

(6) Total return is calculated assuming a purchase of shares at net asset value on the first day and a sale at net asset value on the last day of the period. Distributions are assumed, for the purpose of this calculation, to be reinvested at the ex-dividend date net asset value per share on their respective payment dates.

(7) The amount of net realized and unrealized gain on investments per share does not accord with the amounts in the Statements of Operations due to the timing of shareholder subscriptions and redemptions relative to fluctuating net asset values during the year.

(8) Represents the ratio of expenses to average net assets after adviser recapture of waived/reimbursement fees from prior periods.

(9) Represents the ratio of expenses to average net assets before adviser recapture of waived/reimbursement fees from prior periods.

Inspire Corporate Bond Impact ETF
FINANCIAL HIGHLIGHTS

Per Share Data and Ratios for a Share of Beneficial Interest Outstanding Throughout Each Period

	Year Ended November 30, 2020	Year Ended November 30, 2019	Year Ended November 30, 2018	Period Ended November 30, 2017⁽¹⁾
Net asset value, beginning of period	\$ 25.69	\$ 24.18	\$ 24.95	\$ 25.00
Activity from investment operations:				
Net investment income ⁽²⁾	0.45	0.64	0.56	0.18
Net realized and unrealized gain (loss) on investments	0.86	1.49	(0.81)	(0.09)
Total from investment operations	1.31	2.13	(0.25)	0.09
Less distributions from:				
Net investment income	(0.44)	(0.62)	(0.52)	(0.14)
Net realized gains	(0.08)	—	(0.00) ⁽⁷⁾	—
Total distributions	(0.52)	(0.62)	(0.52)	(0.14)
Net asset value, end of period	\$ 26.48	\$ 25.69	\$ 24.18	\$ 24.95
Total return ⁽⁶⁾	5.16%	8.91%	(0.99)%	0.37% ⁽⁴⁾
Net assets, at end of period (000s)	\$ 166,829	\$ 138,723	\$ 58,031	\$ 22,453
Ratio of gross expenses to average net assets ⁽³⁾	0.49%	0.50% ⁽⁹⁾	0.68%	1.51%
Ratio of net expenses to average net assets ⁽³⁾	0.49%	0.58% ⁽⁸⁾	0.62%	0.65%
Ratio of net investment income to average net assets ⁽³⁾	1.75%	2.52%	2.27%	1.81%
Portfolio Turnover Rate ⁽⁵⁾	35%	18%	5%	6% ⁽⁴⁾

(1) The Inspire Corporate Bond Impact ETF commenced operations on July 10, 2017.

(2) Per share amounts calculated using the average shares method, which more appropriately presents the per share data for the period.

(3) Annualized for periods less than one year.

(4) Not annualized.

(5) Portfolio turnover rate excludes portfolio securities received or delivered as a result of processing capital share transactions in Creation Units.

(6) Total return is calculated assuming a purchase of shares at net asset value on the first day and a sale at net asset value on the last day of the period. Distributions are assumed, for the purpose of this calculation, to be reinvested at the ex-dividend date net asset value per share on their respective payment dates.

(7) Represents less than \$0.005.

(8) Represents the ratio of expenses to average net assets after adviser recapture of waived/reimbursement fees from prior periods.

(9) Represents the ratio of expenses to average net assets before adviser recapture of waived/reimbursement fees from prior periods.

Inspire 100 ETF
FINANCIAL HIGHLIGHTS

Per Share Data and Ratios for a Share of Beneficial Interest Outstanding Throughout Each Period

	Year Ended November 30, 2020	Year Ended November 30, 2019	Year Ended November 30, 2018	Period Ended November 30, 2017⁽¹⁾
Net asset value, beginning of period	\$ 29.52	\$ 26.06	\$ 25.69	\$ 25.00
Activity from investment operations:				
Net investment income ⁽²⁾	0.41	0.43	0.61	0.05
Net realized and unrealized gain on investments	6.43	3.35	0.19 ⁽⁷⁾	0.64
Total from investment operations	6.84	3.78	0.80	0.69
Less distributions from:				
Net investment income	(0.38)	(0.31)	(0.42)	—
Net realized gains	—	(0.01)	—	—
Return of capital	—	—	(0.01)	—
Total distributions	(0.38)	(0.32)	(0.43)	—
Net asset value, end of period	\$ 35.98	\$ 29.52	\$ 26.06	\$ 25.69
Total return ⁽⁶⁾	23.50%	14.64%	3.09%	2.76% ⁽⁴⁾
Net assets, at end of period (000s)	\$ 149,320	\$ 92,986	\$ 39,085	\$ 6,423
Ratio of gross expenses to average net assets ⁽³⁾	0.48%	0.57%	0.84%	3.78%
Ratio of net expenses to average net assets ⁽³⁾	0.35%	0.35%	0.35%	0.35%
Ratio of net investment income to average net assets ⁽³⁾	1.31%	1.59%	2.27%	2.41%
Portfolio Turnover Rate ⁽⁵⁾	60%	23%	8%	0% ⁽⁴⁾

(1) The Inspire 100 ETF commenced operations on October 30, 2017.

(2) Per share amounts calculated using the average shares method, which more appropriately presents the per share data for the period.

(3) Annualized for periods less than one year.

(4) Not annualized.

(5) Portfolio turnover rate excludes portfolio securities received or delivered as a result of processing capital share transactions in Creation Units.

(6) Total return is calculated assuming a purchase of shares at net asset value on the first day and a sale at net asset value on the last day of the period. Distributions are assumed, for the purpose of this calculation, to be reinvested at the ex-dividend date net asset value per share on their respective payment dates.

(7) The amount of net realized and unrealized gain on investments per share does not accord with the amounts in the Statements of Operations due to the timing of shareholder subscriptions and redemptions relative to fluctuating net asset values during the year.

Inspire International ESG ETF
FINANCIAL HIGHLIGHTS

Per Share Data and Ratios for a Share of Beneficial Interest Outstanding Throughout Each Period

	Year Ended November 30, 2020	Period Ended November 30, 2019⁽¹⁾
Net asset value, beginning of period	\$ 26.51	\$ 25.00
Activity from investment operations:		
Net investment income (loss) ⁽²⁾	0.36	(0.05)
Net realized and unrealized gain on investments	2.81	1.56
Total from investment operations	3.17	1.51
Less distributions from:		
Net investment income	(0.28)	—
Total distributions	(0.28)	—
Net asset value, end of period	\$ 29.40	\$ 26.51
Total return ⁽⁶⁾	12.29%	6.04% ⁽⁴⁾
Net assets, at end of period (000s)	\$ 77,902	\$ 11,930
Ratio of net expenses to average net assets ⁽³⁾	0.94%	2.44%
Ratio of net investment income (loss) to average net assets ⁽³⁾	1.44%	(1.16)%
Portfolio Turnover Rate ⁽⁵⁾	27%	0% ⁽⁴⁾

(1) The Inspire International ESG ETF commenced operations on September 30, 2019.

(2) Per share amounts calculated using the average shares method, which more appropriately presents the per share data for the period.

(3) Annualized.

(4) Not annualized.

(5) Portfolio turnover rate excludes portfolio securities received or delivered as a result of processing capital share transactions in Creation Units.

(6) Total return is calculated assuming a purchase of shares at net asset value on the first day and a sale at net asset value on the last day of the period. Distributions are assumed, for the purpose of this calculation, to be reinvested at the ex-dividend date net asset value per share on their respective payment dates.

PRIVACY NOTICE

NORTHERN LIGHTS FUND TRUST IV

Rev. August 2015

FACTS

WHAT DOES NORTHERN LIGHTS FUND TRUST IV DO WITH YOUR PERSONAL INFORMATION?

Why?

Financial companies choose how they share your personal information. Federal law gives consumers the right to limit some, but not all sharing. Federal law also requires us to tell you how we collect, share, and protect your personal information. Please read this notice carefully to understand what we do.

What?

The types of personal information we collect and share depends on the product or service that you have with us. This information can include:

- Social Security number and wire transfer instructions
- account transactions and transaction history
- investment experience and purchase history

When you are *no longer* our customer, we continue to share your information as described in this notice.

How?

All financial companies need to share customers' personal information to run their everyday business. In the section below, we list the reasons financial companies can share their customers' personal information; the reasons Northern Lights Fund Trust IV chooses to share; and whether you can limit this sharing.

Reasons we can share your personal information:	Does Northern Lights Fund Trust IV share information?	Can you limit this sharing?
For our everyday business purposes - such as to process your transactions, maintain your account(s), respond to court orders and legal investigations, or report to credit bureaus.	YES	NO
For our marketing purposes - to offer our products and services to you.	NO	We don't share
For joint marketing with other financial companies.	NO	We don't share
For our affiliates' everyday business purposes - information about your transactions and records.	NO	We don't share
For our affiliates' everyday business purposes - information about your credit worthiness.	NO	We don't share
For nonaffiliates to market to you	NO	We don't share

QUESTIONS?

Call 1-631-490-4300

PRIVACY NOTICE

NORTHERN LIGHTS FUND TRUST IV

Page 2

What we do:

How does Northern Lights Fund Trust IV protect my personal information?	<p>To protect your personal information from unauthorized access and use, we use security measures that comply with federal law. These measures include computer safeguards and secured files and buildings.</p> <p>Our service providers are held accountable for adhering to strict policies and procedures to prevent any misuse of your nonpublic personal information.</p>
How does Northern Lights Fund Trust IV collect my personal information?	<p>We collect your personal information, for example, when you</p> <ul style="list-style-type: none">• open an account or deposit money• direct us to buy securities or direct us to sell your securities• seek advice about your investments <p>We also collect your personal information from others, such as credit bureaus, affiliates, or other companies.</p>
Why can't I limit all sharing?	<p>Federal law gives you the right to limit only:</p> <ul style="list-style-type: none">• sharing for affiliates' everyday business purposes – information about your creditworthiness.• affiliates from using your information to market to you.• sharing for nonaffiliates to market to you. <p>State laws and individual companies may give you additional rights to limit sharing.</p>

Definitions

Affiliates	<p>Companies related by common ownership or control. They can be financial and nonfinancial companies.</p> <ul style="list-style-type: none">• <i>Northern Lights Fund Trust IV has no affiliates.</i>
Nonaffiliates	<p>Companies not related by common ownership or control. They can be financial and nonfinancial companies.</p> <ul style="list-style-type: none">• <i>Northern Lights Fund Trust IV does not share with nonaffiliates so they can market to you.</i>
Joint marketing	<p>A formal agreement between nonaffiliated financial companies that together market financial products or services to you.</p> <ul style="list-style-type: none">• <i>Northern Lights Fund Trust IV does not jointly market.</i>

Inspire Global Hope ETF
Inspire Small/Mid Cap Impact ETF
Inspire Corporate Bond Impact ETF
Inspire 100 ETF
Inspire International ESG ETF

Adviser	CWM Advisors, LLC dba Inspire 650 San Benito Street, Suite 130 Hollister, CA 95023	Distributor	Foreside Financial Services, LLC Three Canal Plaza, Suite 100 Portland, ME 04101
Custodian & Transfer Agent	Brown Brothers Harriman & Co. 50 Post Office Square Boston, MA 02110	Legal Counsel	Thompson Hine LLP 41 South High Street, Suite 1700 Columbus, OH 43215
Administrator	Gemini Fund Services, LLC 4221 North 203rd Street, Suite 100 Elkhorn, NE 68022-3474	Independent Registered Public Accountant	BBD, LLP 1835 Market Street, 3rd Floor Philadelphia, PA 19103

Additional information about the Funds is included in the Funds' SAI dated March 30, 2021. The SAI is incorporated into this Prospectus by reference (i.e., legally made a part of this Prospectus). The SAI provides more details about the Funds' policies and management. Additional information about the Funds' investments will also be available in the Funds' Annual and Semi-Annual Reports to Shareholders. In the Funds' Annual Report, you will find a discussion of the market conditions and investment strategies that significantly affected the Funds' performance during the last fiscal year.

To obtain a free copy of the SAI and the Annual and Semi-Annual Reports to Shareholders, or other information about the Funds, or to make shareholder inquiries about the Funds, please call toll free 877.658.9473. Information relating to the Fund can be found on the website at inspireetf.com. You may also write to:

Inspire Global Hope ETF
Inspire Small/Mid Cap Impact ETF
Inspire Corporate Bond Impact ETF
Inspire 100 ETF
Inspire International ESG ETF
c/o Gemini Fund Services, LLC
4221 North 203rd Street, Suite 100
Elkhorn, Nebraska 68022-3474

Reports and other information about the Funds are available on the EDGAR Database on the SEC's Internet site at <http://www.sec.gov>. Copies of the information may be obtained, after paying a duplicating fee, by electronic request at the following E-mail address: publicinfo@sec.gov.

Investment Company Act File # 811-23066