

## **FLEXSHARES® TRUST**

### **FlexShares® Disciplined Duration MBS Index Fund**

#### **SUPPLEMENT DATED JUNE 14, 2021 TO THE PROSPECTUS DATED MARCH 1, 2021, AS SUPPLEMENTED**

This Supplement amends and restates the supplement to the Prospectus dated May 26, 2021.

*Effective immediately, the Prospectus is updated as follows:*

1. The following replaces the paragraph under “Management” on page 149:

**Investment Adviser and Portfolio Managers.** Northern Trust Investments, Inc., a subsidiary of Northern Trust Corporation, serves as the Investment Adviser of the Fund. David M. Alongi, a Senior Vice President of Northern Trust Investments, Inc., and Michael R. Chico and Kevin O’Shaughnessy, each a Vice President of Northern Trust Investments, Inc., have served as Portfolio Managers of the Fund since June 2021, September 2020 and May 2016, respectively.

2. The following replaces the sixth full paragraph and corresponding sub-paragraphs under “Description of Fund Management – Portfolio Managers”:

The individual Portfolio Managers who, as a team, are collectively responsible for the day-to-day management of the FlexShares® Disciplined Duration MBS Index Fund are:

David M. Alongi is a Senior Vice President of NTI. Mr. Alongi joined NTI in 2000 and is responsible for leading the portfolio management and trading process for passive fixed-income portfolios.

Michael R. Chico is a Vice President of NTI. Mr. Chico joined NTI in 2007 and is responsible for managing various fixed-income funds.

Kevin O’Shaughnessy is a Vice President of NTI. Mr. O’Shaughnessy joined NTI in 1997 and is responsible for managing various fixed-income funds.

*Please retain this Supplement with your Prospectus for future reference.*

## **FLEXSHARES® TRUST**

**FlexShares® STOXX® US ESG Impact Index Fund**

**FlexShares® STOXX® Global ESG Impact Index Fund**

**SUPPLEMENT DATED MAY 27, 2021**

### **TO THE SUMMARY PROSPECTUSES, PROSPECTUS AND STATEMENT OF ADDITIONAL INFORMATION (“SAI”), EACH DATED MARCH 1, 2021, AS SUPPLEMENTED**

Effective June 1, 2021, the following changes will occur:

1. *Fund Name Changes.* The name of the FlexShares® STOXX® US ESG Impact Index Fund and FlexShares® STOXX® Global ESG Impact Index Fund (each a “Fund” and together, the “Funds”) will change as set forth in the following table:

<b>Current Fund Name</b>	<b>New Fund Name</b>
FlexShares® STOXX® US ESG Impact Index Fund	FlexShares® STOXX® US ESG Select Index Fund
FlexShares® STOXX® Global ESG Impact Index Fund	FlexShares® STOXX® Global ESG Select Index Fund

2. *Underlying Index Name Changes.* The name of the underlying index for each Fund will change as set forth in the following table:

<b>Current Fund Name</b>	<b>Current Underlying Index Name</b>	<b>New Underlying Index Name</b>
FlexShares® STOXX® US ESG Impact Index Fund	STOXX® USA ESG Impact Index <sup>SM</sup>	STOXX® USA ESG Select KPIs Index <sup>SM</sup>
FlexShares® STOXX® Global ESG Impact Index Fund	STOXX® Global ESG Impact Index <sup>SM</sup>	STOXX® Global ESG Select KPIs Index <sup>SM</sup>

Accordingly, effective as of June 1, 2021:

1. All references to the FlexShares® STOXX® US ESG Impact Index Fund and FlexShares® STOXX® Global ESG Impact Index Fund in the Funds’ Summary Prospectuses, Prospectus and SAI are hereby deleted and replaced with FlexShares® STOXX® US ESG Select Index Fund and FlexShares® STOXX® Global ESG Select Index Fund, respectively.
2. All references to the STOXX® USA ESG Impact Index<sup>SM</sup> and STOXX® Global ESG Impact Index<sup>SM</sup> in the Funds’ Summary Prospectuses, Prospectus and SAI are hereby deleted and replaced with STOXX® USA ESG Select KPIs Index<sup>SM</sup> and STOXX® Global ESG Select KPIs Index<sup>SM</sup>, respectively.

*Please retain this Supplement with your Summary Prospectus, Prospectus and SAI for future reference.*

## **FLEXSHARES® TRUST**

**FlexShares® Global Quality Real Estate Index Fund**

**FlexShares® Quality Dividend Index Fund**

**FlexShares® International Quality Dividend Index Fund**

**FlexShares® Developed Markets ex-US Quality Low Volatility Index Fund**

**FlexShares® Emerging Markets Quality Low Volatility Index Fund**

**FlexShares® Morningstar Developed Markets ex-US Factor Tilt Index Fund**

**FlexShares® Morningstar Emerging Markets Factor Tilt Index Fund**

**FlexShares® iBoxx 3-Year Target Duration TIPS Index Fund**

**FlexShares® iBoxx 5-Year Target Duration TIPS Index Fund**

**FlexShares® Credit-Scored US Corporate Bond Index Fund**

**FlexShares® Credit-Scored US Long Corporate Bond Index Fund**

### **SUPPLEMENT DATED MARCH 25, 2021 TO THE PROSPECTUS DATED MARCH 1, 2021**

Basit Amin is no longer a portfolio manager of the FlexShares® Global Quality Real Estate Index Fund, FlexShares® Quality Dividend Index Fund, FlexShares® International Quality Dividend Index Fund, FlexShares® Developed Markets ex-US Quality Low Volatility Index Fund, FlexShares® Emerging Markets Quality Low Volatility Index Fund, FlexShares® Morningstar Developed Markets ex-US Factor Tilt Index Fund and FlexShares® Morningstar Emerging Markets Factor Tilt Index Fund. For the FlexShares® Global Quality Real Estate Index Fund, FlexShares® Developed Markets ex-US Quality Low Volatility Index Fund, FlexShares® Emerging Markets Quality Low Volatility Index Fund, FlexShares® Morningstar Developed Markets ex-US Factor Tilt Index Fund and FlexShares® Morningstar Emerging Markets Factor Tilt Index Fund, Robert Anstine and Brendan Sullivan will continue to serve as portfolio managers and will be joined by Volter Bagriy to assume portfolio management responsibilities. For the FlexShares® International Quality Dividend Index Fund, Robert Anstine and Brendan Sullivan will continue to serve as portfolio managers and will be joined by Alan Aung to assume portfolio management responsibilities. For the FlexShares® Quality Dividend Index Fund, Robert Anstine and Brendan Sullivan will continue to serve as portfolio managers and will be joined by Steven Santiccoli to assume portfolio management responsibilities.

In addition, Brandon P. Ferguson is no longer a portfolio manager of the FlexShares® iBoxx 3-Year Target Duration TIPS Index Fund, FlexShares® iBoxx 5-Year Target Duration TIPS Index Fund, FlexShares® Credit-Scored US Corporate Bond Index Fund and FlexShares® Credit-Scored US Long Corporate Bond Index Fund. Daniel J. Personette and Michael R. Chico will continue to serve as portfolio managers of the FlexShares® iBoxx 3-Year Target Duration TIPS Index Fund and FlexShares® iBoxx 5-Year Target Duration TIPS Index Fund. Eric R. Williams will continue to serve as a portfolio manager and will be joined by Chaitanya Mandavakuriti to assume portfolio management responsibilities for the FlexShares® Credit-Scored US Corporate Bond Index Fund and FlexShares® Credit-Scored US Long Corporate Bond Index Fund.

*Accordingly, the Prospectus is updated as follows:*

1. For the FlexShares® Developed Markets ex-US Quality Low Volatility Index Fund, the following replaces the paragraph under “Management” on page 15:

**Investment Adviser and Portfolio Managers.** Northern Trust Investments, Inc., a subsidiary of Northern Trust Corporation, serves as the Investment Adviser of the Fund. Robert Anstine and Brendan Sullivan, each a Vice President of Northern Trust Investments, Inc., have served as Portfolio Managers of the Fund since its inception in July 2019. Volter Bagriy, a Vice President of Northern Trust Investments, Inc., has served as a Portfolio Manager of the Fund since March 2021.

2. For the FlexShares® Emerging Markets Quality Low Volatility Index Fund, the following replaces the paragraph under “Management” on page 22:

**Investment Adviser and Portfolio Managers.** Northern Trust Investments, Inc., a subsidiary of Northern Trust Corporation, serves as the Investment Adviser of the Fund. Robert Anstine and Brendan Sullivan, each a Vice President of Northern Trust Investments, Inc., have served as Portfolio Managers of the Fund since its inception in July 2019. Volter Bagriy, a Vice President of Northern Trust Investments, Inc., has served as a Portfolio Manager of the Fund since March 2021.

3. For the FlexShares® Morningstar Developed Markets ex-US Factor Tilt Index Fund, the following replaces the paragraph under “Management” on page 35:

**Investment Adviser and Portfolio Managers.** Northern Trust Investments, Inc., a subsidiary of Northern Trust Corporation, serves as the Investment Adviser of the Fund. Robert Anstine, Brendan Sullivan and Volter Bagriy, each a Vice President of Northern Trust Investments, Inc., have served as Portfolio Managers of the Fund since October 2013, June 2016 and March 2021, respectively.

4. For the FlexShares® Morningstar Emerging Markets Factor Tilt Index Fund, the following replaces the paragraph under “Management” on page 42:

**Investment Adviser and Portfolio Managers.** Northern Trust Investments, Inc., a subsidiary of Northern Trust Corporation, serves as the Investment Adviser of the Fund. Robert Anstine, Brendan Sullivan and Volter Bagriy, each a Vice President of Northern Trust Investments, Inc., have served as Portfolio Managers of the Fund since October 2013, June 2016 and March 2021, respectively.

5. For the FlexShares® Global Quality Real Estate Index Fund, the following replaces the paragraph under “Management” on page 82:

**Investment Adviser and Portfolio Managers.** Northern Trust Investments, Inc., a subsidiary of Northern Trust Corporation, serves as the Investment Adviser of the Fund. Robert Anstine, Brendan Sullivan and Volter Bagriy, each a Vice President of Northern Trust Investments, Inc., have served as Portfolio Managers of the Fund since inception of the Fund in November 2013, June 2016 and March 2021, respectively.

6. For the FlexShares® Quality Dividend Index Fund, the following replaces the paragraph under “Management” on page 97:

**Investment Adviser and Portfolio Managers.** Northern Trust Investments, Inc., a subsidiary of Northern Trust Corporation, serves as the Investment Adviser of the Fund. Robert Anstine, Brendan Sullivan and Steven Santiccoli, each a Vice President of Northern Trust Investments, Inc., have served as Portfolio Managers of the Fund since October 2013, June 2016 and March 2021, respectively.

7. For the FlexShares® International Quality Dividend Index Fund, the following replaces the paragraph under “Management” on page 116:

**Investment Adviser and Portfolio Managers.** Northern Trust Investments, Inc., a subsidiary of Northern Trust Corporation, serves as the Investment Adviser of the Fund. Robert Anstine, Brendan Sullivan and Alan Aung, each a Vice President of Northern Trust Investments, Inc., have served as Portfolio Managers of the Fund since October 2013, June 2016 and March 2021, respectively.

8. For the FlexShares® iBoxx 3-Year Target Duration TIPS Index Fund, the following replaces the paragraph under “Management” on page 135:

**Investment Adviser and Portfolio Managers.** Northern Trust Investments, Inc., a subsidiary of Northern Trust Corporation, serves as the Investment Adviser of the Fund. Daniel J. Personette and Michael R. Chico, each a Vice President of Northern Trust Investments, Inc., have served as Portfolio Managers of the Fund since its inception.

9. For the FlexShares® iBoxx 5-Year Target Duration TIPS Index Fund, the following replaces the paragraph under “Management” on page 141:

**Investment Adviser and Portfolio Managers.** Northern Trust Investments, Inc., a subsidiary of Northern Trust Corporation, serves as the Investment Adviser of the Fund. Daniel J. Personette and Michael R. Chico, each a Vice President of Northern Trust Investments, Inc., have served as Portfolio Managers of the Fund since its inception.

10. For the FlexShares® Credit-Scored US Corporate Bond Index Fund, the following replaces the paragraph under “Management” on page 156:

**Investment Adviser and Portfolio Managers.** Northern Trust Investments, Inc., a subsidiary of Northern Trust Corporation, serves as the Investment Adviser of the Fund. Eric R. Williams, a Vice President of Northern Trust Investments, Inc., has served as a Portfolio Manager of the Fund since September 2020. Chaitanya Mandavakuriti, a Vice President of Northern Trust Investments, Inc., has served as a Portfolio Manager of the Fund since March 2021.

11. For the FlexShares® Credit-Scored US Long Corporate Bond Index Fund, the following replaces the paragraph under “Management” on page 164:

**Investment Adviser and Portfolio Managers.** Northern Trust Investments, Inc., a subsidiary of Northern Trust Corporation, serves as the Investment Adviser of the Fund. Eric R. Williams, a Vice President of Northern Trust Investments, Inc., has served as a Portfolio Manager of the Fund since September 2020. Chaitanya Mandavakuriti, a Vice President of Northern Trust Investments, Inc., has served as a Portfolio Manager of the Fund since March 2021.

12. The following replaces the text beginning on page 222 under “Description of Fund Management – Portfolio Managers”:

NTI manages assets collectively on a team basis, which allows the firm to maintain continuity of the investment management process. NTI’s Chief Investment Officer leads various teams with respect to strategic overall investment management decisions and the development of investment strategies. Senior investment professionals from NTI’s portfolio management teams are involved in various aspects of managing the Funds. Portfolio managers within each specialized team are responsible for the day-to-day management of specific investment strategies and funds.

The individual Portfolio Managers who, as a team, are collectively responsible for the day-to-day management of each of the FlexShares® Developed Markets ex-US Quality Low Volatility Index Fund, FlexShares® Emerging Markets Quality Low Volatility Index Fund, FlexShares® Morningstar Developed Markets ex-US Factor Tilt Index Fund, FlexShares® Morningstar Emerging Markets Factor Tilt Index Fund, FlexShares® US Quality Low Volatility Index Fund, FlexShares® STOXX® Global ESG Impact Index Fund, FlexShares® Morningstar Global Upstream Natural Resources Index Fund, FlexShares® STOXX® Global Broad Infrastructure Index Fund, FlexShares® Global Quality Real Estate Index Fund, FlexShares® Real Assets Allocation Index Fund and FlexShares® International Quality Dividend Defensive Index Fund are:

Robert Anstine is a Vice President of NTI. Mr. Anstine joined NTI in 2011 and is responsible for managing various global index equity portfolios. In addition, he has been involved with the investment management of the FlexShares® equity index funds since their inception. Prior to joining NTI and since 2007, Mr. Anstine worked at Northern Trust as an operations manager.

Volter Bagriy is a Vice President of NTI. Mr. Bagriy joined NTI in 2015 and is responsible for managing various global index equity portfolios. In addition, he is a member of NTI’s global sustainable investing resource team.

Brendan Sullivan is a Vice President of NTI. Mr. Sullivan joined NTI in 2012 and is a Senior Portfolio Manager responsible for the management of international equity index portfolios, overlay mandates and equity exchange-traded funds. Prior to joining NTI in May 2012, Mr. Sullivan was an Index Strategist at RBC Capital Markets, where he produced research and advised clients on implementing strategies around index events.

The individual Portfolio Managers who, as a team, are collectively responsible for the day-to-day management of each of the FlexShares® Morningstar US Market Factor Tilt Index Fund, FlexShares® US Quality Large Cap Index Fund, FlexShares® Quality Dividend Defensive Index Fund and FlexShares® International Quality Dividend Index Fund are:

Robert Anstine is a Vice President of NTI. Mr. Anstine joined NTI in 2011 and is responsible for managing various global index equity portfolios. In addition, he has been involved with the investment management of the FlexShares® equity index funds since their inception. Prior to joining NTI and since 2007, Mr. Anstine worked at Northern Trust as an operations manager.

Alan Aung is a Vice President of NTI. Mr. Aung joined NTI in 2017 and is responsible for managing index equity portfolios. Prior to joining NTI, Mr. Aung was a Portfolio Manager at iShares on the US iShares team.

Brendan Sullivan is a Vice President of NTI. Mr. Sullivan joined NTI in 2012 and is a Senior Portfolio Manager responsible for the management of international equity index portfolios, overlay mandates and equity exchange-traded funds. Prior to joining NTI in May 2012, Mr. Sullivan was an Index Strategist at RBC Capital Markets, where he produced research and advised clients on implementing strategies around index events.

The individual Portfolio Managers who, as a team, are collectively responsible for the day-to-day management of each of the FlexShares® STOXX® US ESG Impact Index Fund, FlexShares® Quality Dividend Dynamic Index Fund, FlexShares® Quality Dividend Index Fund and FlexShares® International Quality Dividend Dynamic Index Fund are:

Robert Anstine is a Vice President of NTI. Mr. Anstine joined NTI in 2011 and is responsible for managing various global index equity portfolios. In addition, he has been involved with the investment management of the FlexShares® equity index funds since their inception. Prior to joining NTI and since 2007, Mr. Anstine worked at Northern Trust as an operations manager.

Steven Santiccoli is a Vice President of NTI. Mr. Santiccoli is responsible for managing various global index equity portfolios. In addition, he is a member of NTI's global sustainable investing resource team.

Brendan Sullivan is a Vice President of NTI. Mr. Sullivan joined NTI in 2012 and is a Senior Portfolio Manager responsible for the management of international equity index portfolios, overlay mandates and equity exchange-traded funds. Prior to joining NTI in May 2012, Mr. Sullivan was an Index Strategist at RBC Capital Markets, where he produced research and advised clients on implementing strategies around index events.

The individual Portfolio Managers who, as a team, are collectively responsible for the day-to-day management of each of the FlexShares® iBoxx 3-Year Target Duration TIPS Index Fund and FlexShares® iBoxx 5-Year Target Duration TIPS Index Fund are:

Michael R. Chico is a Vice President of NTI. Mr. Chico joined NTI in 2007 and is responsible for managing various fixed-income funds.

Daniel J. Personette is a Vice President of NTI. Mr. Personette joined NTI in 1996 and for the past six years has managed various fixed-income funds.

The individual Portfolio Managers who, as a team, are collectively responsible for the day-to-day management of the FlexShares® Disciplined Duration MBS Index Fund are:

Michael R. Chico is a Vice President of NTI. Mr. Chico joined NTI in 2007 and is responsible for managing various fixed-income funds.

Kevin O'Shaughnessy is a Vice President of NTI. Mr. O'Shaughnessy joined NTI in 1997 and is responsible for managing various fixed-income funds.

The individual Portfolio Managers who, as a team, are collectively responsible for the day-to-day management of the FlexShares® Credit-Scored US Corporate Bond Index Fund and FlexShares® Credit-Scored US Long Corporate Bond Index Fund are:

Chaitanya Mandavakuriti is a Vice President of NTI. Mr. Mandavakuriti joined NTI in 2013 and has assisted in the management of international fixed income index portfolios with a focus on credit.

Eric R. Williams is a Vice President of NTI. Mr. Williams joined NTI in January 2010 and has assisted in the management of various fixed-income funds.

The individual Portfolio Managers who, as a team, are collectively responsible for the day-to-day management of the FlexShares® High Yield Value-Scored Bond Index Fund are:

Benjamin J. McCubbin joined NTI in 2018 and is a Portfolio Manager in NTI's Fixed Income Group. Prior to joining NTI, Mr. McCubbin's work experience included positions as a fixed-income associate and lead portfolio manager for institutional accounts.

Eric R. Williams is a Vice President of NTI. Mr. Williams joined NTI in January 2010 and has assisted in the management of various fixed-income funds.

Additional information about the Portfolio Managers' compensation, other accounts managed by the Portfolio Managers and the Portfolio Managers' ownership of securities in the Funds is available in the SAI.

13. All references to Brandon P. Ferguson and Basit Amin in the Prospectus are hereby deleted.

*Please retain this Supplement with your Prospectus for future reference.*





# FlexShares® Trust Prospectus

<b>Fund</b>	<b>Ticker</b>	<b>Stock Exchange</b>
FlexShares® US Quality Low Volatility Index Fund	QLV	NYSE Arca
FlexShares® Developed Markets ex-US Quality Low Volatility Index Fund	QLVD	NYSE Arca
FlexShares® Emerging Markets Quality Low Volatility Index Fund	QLVE	NYSE Arca
FlexShares® Morningstar US Market Factor Tilt Index Fund	TILT	Cboe BZX
FlexShares® Morningstar Developed Markets ex-US Factor Tilt Index Fund	TLTD	NYSE Arca
FlexShares® Morningstar Emerging Markets Factor Tilt Index Fund	TLTE	NYSE Arca
FlexShares® US Quality Large Cap Index Fund	QLC	Cboe BZX
FlexShares® STOXX® US ESG Impact Index Fund	ESG	Cboe BZX
FlexShares® STOXX® Global ESG Impact Index Fund	ESGG	Cboe BZX
FlexShares® Morningstar Global Upstream Natural Resources Index Fund	GUNR	NYSE Arca
FlexShares® STOXX® Global Broad Infrastructure Index Fund	NFRA	NYSE Arca
FlexShares® Global Quality Real Estate Index Fund	GQRE	NYSE Arca
FlexShares® Real Assets Allocation Index Fund	ASET	NASDAQ
FlexShares® Quality Dividend Index Fund	QDF	NYSE Arca
FlexShares® Quality Dividend Defensive Index Fund	QDEF	NYSE Arca
FlexShares® Quality Dividend Dynamic Index Fund	QDYN	NYSE Arca
FlexShares® International Quality Dividend Index Fund	IQDF	NYSE Arca
FlexShares® International Quality Dividend Defensive Index Fund	IQDE	NYSE Arca
FlexShares® International Quality Dividend Dynamic Index Fund	IQDY	NYSE Arca
FlexShares® iBoxx 3-Year Target Duration TIPS Index Fund	TDTT	NYSE Arca
FlexShares® iBoxx 5-Year Target Duration TIPS Index Fund	TDTF	NYSE Arca
FlexShares® Disciplined Duration MBS Index Fund	MBSD	NYSE Arca
FlexShares® Credit-Scored US Corporate Bond Index Fund	SKOR	NASDAQ
FlexShares® Credit-Scored US Long Corporate Bond Index Fund	LKOR	Cboe BZX
FlexShares® High Yield Value-Scored Bond Index Fund	HYGV	NYSE Arca

Prospectus dated March 1, 2021.

An investment in a Fund is not a deposit of any bank and is not insured or guaranteed by the Federal Deposit Insurance Corporation ("FDIC"), any other government agency, or The Northern Trust Company, or its affiliates, subsidiaries or any other bank. An investment in a Fund involves investment risks, including possible loss of principal.

The Securities and Exchange Commission ("SEC") has not approved or disapproved these securities or passed upon the adequacy of this Prospectus. Any representation to the contrary is a criminal offense.

**MANAGED BY NORTHERN TRUST**



# Table of Contents

<b>Fund Summaries .....</b>	<b>2</b>
FlexShares® US Quality Low Volatility Index Fund .....	2
FlexShares® Developed Markets ex-US Quality Low Volatility Index Fund .....	9
FlexShares® Emerging Markets Quality Low Volatility Index Fund .....	16
FlexShares® Morningstar US Market Factor Tilt Index Fund ....	24
FlexShares® Morningstar Developed Markets ex-US Factor Tilt Index Fund .....	30
FlexShares® Morningstar Emerging Markets Factor Tilt Index Fund .....	37
FlexShares® US Quality Large Cap Index Fund .....	44
FlexShares® STOXX® US ESG Impact Index Fund .....	50
FlexShares® STOXX® Global ESG Impact Index Fund .....	56
FlexShares® Morningstar Global Upstream Natural Resources Index Fund .....	63
FlexShares® STOXX® Global Broad Infrastructure Index Fund ..	69
FlexShares® Global Quality Real Estate Index Fund .....	76
FlexShares® Real Assets Allocation Index Fund .....	84
FlexShares® Quality Dividend Index Fund .....	92
FlexShares® Quality Dividend Defensive Index Fund .....	98
FlexShares® Quality Dividend Dynamic Index Fund .....	104
FlexShares® International Quality Dividend Index Fund .....	110
FlexShares® International Quality Dividend Defensive Index Fund .....	117
FlexShares® International Quality Dividend Dynamic Index Fund .....	124
FlexShares® iBoxx 3-Year Target Duration TIPS Index Fund ....	131
FlexShares® iBoxx 5-Year Target Duration TIPS Index Fund ....	137
FlexShares® Disciplined Duration MBS Index Fund .....	143
FlexShares® Credit-Scored US Corporate Bond Index Fund ....	150
FlexShares® Credit-Scored US Long Corporate Bond Index Fund .....	158
FlexShares® High Yield Value-Scored Bond Index Fund .....	166
<b>Broad-Based Securities Market Indices .....</b>	<b>174</b>
<b>Additional Fund Information .....</b>	<b>175</b>
Additional Information About the Funds' Principal Risks .....	177
Additional Information About the Funds' Investments and Other Risks .....	215
Portfolio Holdings Information .....	220
<b>Description of Fund Management .....</b>	<b>221</b>
Investment Adviser .....	221
Portfolio Managers .....	222
Legal Proceedings .....	225
Administrator, Custodian, Transfer Agent and Securities Lending Agent .....	225

Distributor.....	225
<b>Shareholder Information .....</b>	<b>226</b>
Buying and Selling Shares .....	226
Book Entry .....	226
Share Prices.....	227
Determination of Net Asset Value.....	227
Distribution and Service Plan.....	229
Dividends and Distributions .....	229
Tax Considerations .....	231
Creations and Redemptions .....	234
Transaction Fees.....	235
Householding .....	237
<b>Financial Highlights.....</b>	<b>238</b>
<b>More Information About Underlying Indexes and Index     Providers .....</b>	<b>251</b>
<b>Disclaimers .....</b>	<b>253</b>
<b>Supplemental Information.....</b>	<b>257</b>
I. Premium/Discount Information.....	257
II. Total Return Information .....	257
<b>For More Information .....</b>	<b>Back Cover</b>
Annual/Semi-Annual Reports and Statement of Additional Information ("SAI") .....	Back Cover



# FUND SUMMARIES

## FlexShares<sup>®</sup> US Quality Low Volatility Index Fund

### Investment Objective

The Fund seeks investment results that correspond generally to the price and yield performance, before fees and expenses, of the Northern Trust Quality Low Volatility Index<sup>SM</sup> (the “Underlying Index”).

### Fees and Expenses of the Fund

This table describes the fees and expenses that you may pay if you buy, hold and sell shares of the Fund. Under the Fund’s Investment Advisory Agreement, the Fund is responsible for the following expenses: interest expenses, brokerage commissions and other trading expenses, fees and expenses of the independent trustees and their independent legal counsel, taxes and other extraordinary costs such as litigation and other expenses not incurred in the ordinary course of business. You will also incur usual and customary brokerage commissions and fees to financial intermediaries when buying or selling shares of the Fund in the secondary market, which are not reflected in the example that follows:

Annual Fund Operating Expenses (expenses that you pay each year as a percentage of the value of your investment)	
Management Fees	0.22%
Distribution (12b-1) Fees	0.00%
Other Expenses	0.01%
Total Annual Fund Operating Expenses	0.23%
Expense Reimbursement <sup>(1)</sup>	-0.01%
Total Annual Fund Operating Expenses After Expense Reimbursement	0.22%

<sup>(1)</sup> Northern Trust Investments, Inc. (“NTI” or the “Investment Adviser”) has contractually agreed to reimburse a portion of the operating expenses of the Fund (other than Acquired Fund Fees and Expenses) to the extent the “Total Annual Fund Operating Expenses” exceed 0.22%. This contractual limitation may not be terminated before March 1, 2022 without the approval of the Fund’s Board of Trustees. The Fund’s Board of Trustees may terminate the contractual agreement at any time if it determines that it is in the best interest of the Fund and its shareholders.

### Example

The following Example is intended to help you compare the cost of investing in the Fund with the cost of investing in other funds. The Example assumes that you invest \$10,000 in the Fund for the time periods indicated and then redeem all of your shares at the end of those periods. The Example also assumes that your investment has a 5%

return each year and that the Fund’s operating expenses remain the same (taking into account the expense reimbursement arrangement for one year). Although your actual costs may be higher or lower, based on these assumptions your costs would be:

1 Year	\$ 23
3 Years	\$ 73
5 Years	\$129
10 Years	\$292

**Portfolio Turnover.** The Fund pays transaction costs, such as commissions, when it buys and sells securities (or “turns over” its portfolio). A higher portfolio turnover rate may indicate higher transaction costs and may result in higher taxes when Fund shares are held in a taxable account. These costs, which are not reflected in annual fund operating expenses or in the Example, affect the Fund’s performance. Portfolio turnover may vary from year to year, as well as within a year. During the most recent fiscal year, the Fund’s portfolio turnover rate was 47% of the average value of its portfolio.

### Principal Investment Strategies

The Underlying Index is designed to reflect the performance of a selection of companies that, in aggregate, possess lower overall absolute volatility characteristics relative to the Northern Trust 1250 Index (the “Parent Index”), a float-adjusted market capitalization weighted index of U.S. domiciled large- and mid-capitalization companies. In addition, the Underlying Index is designed to select companies from the Parent Index that exhibit financial strength, stability and enhanced risk-return characteristics, which Northern Trust Investments, Inc. (“NTI” or the “Investment Adviser”) believes can provide equity-market participation while protecting against downside risks during certain market environments.

To derive the Underlying Index, NTI, acting in its capacity as the index provider (the “Index Provider”) ranks all constituents of the Parent Index using a Northern Trust proprietary quality factor. This factor is a quantitative ranking based on: (a) management expertise (e.g. corporate finance activities); (b) profitability (e.g. reliability and sustainability of financial performance); and (c) cash flow (e.g., cash flow generation). The Index Provider then excludes the lowest quintile of constituents ranked accord-

---

## FlexShares® US Quality Low Volatility Index Fund (cont.)

---

ing to the quality factor and uses an optimization process to select and weight eligible securities in order to (a) reduce overall portfolio volatility and (b) maximize the overall quality factor relative to the Parent Index. The optimization also includes sector, industry group and single-security weight constraints so that these characteristics of the Underlying Index vary within acceptable bands relative to the Parent Index.

As of December 31, 2020, the Underlying Index was comprised of 120 constituent securities with market capitalizations ranging from \$2.7 billion to \$2.3 trillion. The Underlying Index is governed by published, objective rules for security selection, exclusion, weighting, rebalancing and adjustments for corporate actions. It is reconstituted quarterly. The composition of the Underlying Index will change over time. The inception date of the Underlying Index is December 31, 2013.

The Underlying Index of the Fund will be rebalanced or reconstituted as described above under normal market conditions. During periods of market disruption or other abnormal market conditions, the rebalancing or reconstitution of the Fund's Underlying Index may be delayed.

NTI uses a "passive" or indexing approach to try to achieve the Fund's investment objective. Unlike many investment companies, the Fund does not try to "beat" the index it tracks and does not seek temporary defensive positions when markets decline or appear overvalued. In addition to tracking the performance of the Underlying Index, the Investment Adviser seeks to minimize portfolio turnover and tax inefficiencies.

NTI uses a representative sampling strategy to manage the Fund. "Representative sampling" is investing in a representative sample of securities that collectively has an investment profile similar to the Underlying Index. The Fund may or may not hold all of the securities that are included in the Underlying Index. The Fund reserves the right to invest in substantially all of the securities in its Underlying Index in approximately the same proportions (i.e., replication) if NTI determines that it is in the best interest of the Fund.

Under normal circumstances, the Fund will invest at least 80% of its total assets (exclusive of collateral held from securities lending) in the securities of the Underlying Index. The Fund may also invest up to 20% of its assets in

cash and cash equivalents, including shares of money market funds advised by NTI or its affiliates, futures contracts and options on futures contracts, as well as securities not included in the Underlying Index, but which NTI believes will help the Fund track its Underlying Index.

The Underlying Index is created and sponsored by NTI, as the Index Provider. NTI also serves as the investment adviser to the Fund. The Index Provider determines the composition and relative weightings of the securities in the Underlying Index and publishes information regarding the market value of the Underlying Index.

The Fund may lend securities representing up to one-third of the value of the Fund's total assets (including the value of the collateral received).

The Fund is "non-diversified" under the Investment Company Act of 1940 ("1940 Act"), as amended, and may invest more of its assets in fewer issuers than "diversified" funds.

**Industry Concentration Policy.** The Fund will concentrate its investments (i.e., hold 25% or more of its total assets) in a particular industry or group of industries to approximately the same extent that the Underlying Index is concentrated.

### Principal Risks

As with any investment, you could lose all or part of your investment in the Fund, and the Fund's performance could trail that of other investments. The Fund is subject to certain risks, including the principal risks noted below, any of which may adversely affect the Fund's net asset value ("NAV"), trading price, yield, total return and ability to meet its investment objective. Each risk noted below is considered a principal risk of investing in the Fund, regardless of the order in which it appears. The significance of each risk factor below may change over time and you should review each risk factor carefully.

**Equity Securities Risk** is the risk that the values of the equity securities owned by the Fund may be more volatile and underperform other asset classes and the general securities markets.

**Low Volatility Risk** is the risk that although the Underlying Index is designed to have overall volatility that is lower than that of the Parent Index, there is no guarantee it will be successful. Securities or other assets in the Fund's port-

---

## FlexShares® US Quality Low Volatility Index Fund (cont.)

---

folio may be subject to price volatility and the prices may not be any less volatile than the market as a whole and could be more volatile. The market prices of the securities or other assets in the fund's portfolio may fluctuate, sometimes rapidly and unpredictably. The Fund will continue to seek to track the Underlying Index even if the Underlying Index does not have lower overall volatility than the Parent Index. There is also the risk that the Fund may experience volatility greater than that of the Parent Index as a result of tracking error. A portfolio of securities with greater volatility is generally considered to have a higher risk profile than a portfolio with lower volatility.

**Quality Factor Risk** is the risk that the past performance of companies that have exhibited quality characteristics does not continue or the returns on securities issued by such companies may be less than returns from other styles of investing or the overall stock market. There may be periods when quality investing is out of favor and during which time the Fund's performance may suffer.

**U.S. Issuer Risk** is the risk that certain changes in the U.S. economy, such as when the U.S. economy weakens or when its financial markets decline, may have an adverse effect on the securities to which the Fund has exposure.

**Large Cap Risk** is the risk that returns on investments in stocks of large companies could trail the returns on investments in stocks of smaller and mid-sized companies. In addition, larger companies may grow more slowly or be slower to respond to business developments than smaller companies.

**Information Technology Sector Risk** is the risk that securities of technology companies may be subject to greater price volatility than securities of companies in other sectors. These securities may fall in and out of favor with investors rapidly, which may cause sudden selling and dramatically lower market prices. Technology securities also may be affected adversely by changes in technology, consumer and business purchasing patterns, government regulation and/or obsolete products or services. Technology companies may also be susceptible to heightened risk of cybersecurity breaches that may affect their security prices. Companies in the technology sector are facing increased government and regulatory scrutiny and may be subject to adverse government or regulatory action.

**Financial Sector Risk** is the risk that the Fund will be impacted by events affecting the financial sector if it invests a relatively large percentage of its assets in that sector,

adversely affecting the Fund's performance. The financial sector can be significantly affected by changes in interest rates, government regulation, the rate of corporate and consumer debt defaulted, price competitions and the availability and cost of capital funds, among other factors. The impact of changes in capital requirements and recent or future regulation of any individual financial company, or of the financials sector as a whole, cannot be predicted. In recent years, cyberattacks and technology malfunctions and failures have become increasingly frequent in this sector and have caused significant losses to companies in this sector, which may negatively impact the Fund.

**Market Risk** is the risk that the value of the Fund's investments may increase or decrease in response to expected, real or perceived economic, political or financial events in the U.S. or global markets. The frequency and magnitude of such changes in value cannot be predicted. Certain securities and other investments held by the Fund may experience increased volatility, illiquidity, or other potentially adverse effects in response to changing market conditions, inflation, changes in interest rates, lack of liquidity in the bond or equity markets, or volatility in the equity markets. Market disruptions caused by local or regional events such as war, acts of terrorism, the spread of infectious illness (including epidemics and pandemics) or other public health issues, recessions or other events or adverse investor sentiment could have a significant impact on the Fund and its investments and could result in the Fund's shares trading at increased premiums or discounts to the Fund's NAV. An outbreak of COVID-19, a respiratory disease caused by a novel coronavirus, has negatively affected the worldwide economy, the financial health of individual companies and the market in significant and unforeseen ways. The future impact of COVID-19 is currently unknown. The effects to public health, business and market conditions resulting from the COVID-19 pandemic may have a significant negative impact on the performance of the Fund's investments. During periods of market disruption or other abnormal market conditions, the Fund's exposure to the risks described elsewhere in this summary will likely increase. Market disruptions, regulatory restrictions or other abnormal market conditions could have an adverse effect on the Fund's ability to adjust its exposure to the required levels in order to track its Underlying Index or cause delays in the Underlying Index's rebalancing or

---

## FlexShares<sup>®</sup> US Quality Low Volatility Index Fund (cont.)

---

reconstitution schedule. During any such delay, it is possible that the Underlying Index and, in turn, the Fund will deviate from the Underlying Index's stated methodology and therefore experience returns different than those that would have been achieved under a normal rebalancing or reconstitution schedule. Because the Fund is designed to maintain a high level of exposure to its Underlying Index at all times, it will not take any steps to invest defensively or otherwise reduce the risk of loss during market downturns.

Market risk includes the risk that a particular style of investing, such as growth or value, may underperform the market generally. The market value of the securities in which the Fund invests may go up or down in response to the prospects of individual companies, particular sectors or governments and/or general economic conditions throughout the world due to increasingly interconnected global economies and financial markets. As a result, whether or not the Fund invests in securities of issuers located in or with significant exposure to the countries directly affected, the value and liquidity of the Fund's investments may be negatively affected. Securities markets may experience great short-term volatility and may fall sharply at times. Different markets may behave differently from each other and a foreign market may move in the opposite direction from the U.S. market.

Price changes may be temporary or last for extended periods. You could lose money over short periods due to fluctuation in the market prices of the Fund's shares in response to market movements, and over longer periods during market downturns.

**Passive Investment Risk** is the risk that the Fund is not actively managed and NTI does not attempt to take defensive positions in any market conditions, including declining markets.

**Tracking Error Risk** is the risk that the Fund's performance may vary substantially from the performance of the Underlying Index. The Fund's performance may vary from the performance of the Underlying Index for a number of reasons including that the Fund incurs operating expenses that the Underlying Index does not and that the Fund accepts custom baskets. In addition, the Fund employs a representative sampling strategy, and therefore, may incur tracking error to a greater extent than a fund that seeks to replicate an index. The representative sampling strategy used by NTI may fail to produce the intended results.

**Authorized Participant Concentration Risk** is the risk that the Fund may be adversely affected because it has a limited number of institutions that act as authorized participants ("Authorized Participants"). Only an Authorized Participant may engage in creation or redemption transactions directly with the Fund and none of those Authorized Participants is obligated to engage in creation and/or redemption transactions. To the extent that these institutions exit the business or are unable to proceed with creation and/or redemption orders with respect to the Fund and no other Authorized Participant is able to step forward to create or redeem Creation Units (as defined below), Fund shares may trade at a discount to NAV and possibly face trading halts and/or delisting.

**Calculation Methodology Risk** is the risk that the Underlying Index's calculation methodology or sources of information may not provide an accurate assessment of included issuers or correct valuation of securities, nor is the availability or timeliness of the production of the Index guaranteed. A security included in an Underlying Index may not exhibit the characteristic or provide the specific exposure for which it was selected and consequently a Fund's holdings may not exhibit returns consistent with that characteristic or exposure. Unusual market conditions may cause the provider of the Underlying Index to postpone a scheduled rebalance, which could cause the Underlying Index to vary from its normal or expected composition.

**Market Trading Risk** is the risk that the Fund faces because its shares are listed on a securities exchange, including the potential lack of an active market for Fund shares, losses from trading in secondary markets, periods of high volatility and disruption in the creation/redemption process of the Fund. ANY OF THESE FACTORS MAY LEAD TO THE FUND'S SHARES TRADING AT A PREMIUM OR DISCOUNT TO NAV.

Trading in Fund shares may be halted due to market conditions or for reasons that, in the view of its listing exchange, make trading in the shares inadvisable. The market prices of Fund shares will generally fluctuate in accordance with changes in its NAV, changes in the relative supply of, and demand for, Fund shares, and changes in the liquidity, or the perceived liquidity, of the Fund's holdings.

**Concentration Risk** is the risk that, to the extent the Fund's investments are concentrated in the securities of issuers in a particular region, country, market, industry,



---

## FlexShares<sup>®</sup> US Quality Low Volatility Index Fund (cont.)

---

sector or asset class, the Fund may be subject to increased price volatility and may be more susceptible to adverse economic, market, political or regulatory occurrences affecting that region, country, market, industry, sector or asset class.

**Cyber Security and Operational Risk** is the risk that the Fund and its service providers may experience disruptions that arise from breaches in cyber security, human error, processing and communications errors, counterparty or third-party errors, technology or systems failures, any of which may have an adverse impact on the Fund. Failures or breaches of the electronic systems of the Fund, the Investment Adviser, distributor, and other service providers, market makers, index providers, Authorized Participants or the issuers of securities in which the Fund invests have the ability to cause disruptions and negatively impact the Fund's business operations, potentially resulting in financial losses to the Fund and its shareholders. Among other situations, disruptions (for example, pandemics or health crises) that cause prolonged periods of remote work or significant employee absences at the Fund's service providers could impact the ability to conduct the Fund's operations. The Fund and Investment Adviser have limited ability to prevent or mitigate cybersecurity incidents affecting third-party service providers, and such third-party service providers may have limited indemnification obligations to the Fund or Investment Adviser. Issuers of securities in which the Fund invests are also subject to cybersecurity risks, and the value of these securities could decline if the issuers experience cyber-attacks or other cyber-failures.

**Derivatives Risk** is the risk that derivatives may pose risks in addition to and greater than those associated with investing directly in securities, currencies and other instruments, may be illiquid or less liquid, more volatile, more difficult to value and leveraged so that small changes in the value of the underlying instrument may produce disproportionate losses to the Fund. Derivatives are also subject to counterparty risk, which is the risk that the other party to the transaction will not perform its contractual obligations. The use of derivatives is a highly specialized activity that involves investment techniques and risks different from those associated with investments in more traditional securities and instruments.

**Large Shareholder Risk** is the risk that certain shareholders, including other funds advised by the Investment Adviser, may from time to time own a substantial amount

of the Fund's shares. In addition, a third party investor, the Investment Adviser or an affiliate of the Investment Adviser, an authorized participant, a lead market maker, or another entity may invest in the Fund and hold its investment for a limited period of time solely to facilitate commencement of the Fund or to facilitate the Fund's achieving a specified size or scale. There can be no assurance that any large shareholder would not redeem its investment, that the size of the Fund would be maintained at such levels or that the Fund would continue to meet applicable listing requirements. Redemptions by large shareholders could have a significant negative impact on the Fund. In addition, transactions by large shareholders may account for a large percentage of the trading volume on Fund's listing exchange and may, therefore, have a material upward or downward effect on the market price of the shares.

**Mid Cap Stock Risk** is the risk that stocks of mid-sized companies may be subject to more abrupt or erratic market movements than stocks of larger, more established companies, and may lack sufficient market liquidity. Mid-sized companies may have limited product lines or financial resources, and may be dependent upon a particular niche of the market, or may be dependent upon a small or inexperienced management group. Securities of smaller companies may trade less frequently and in lower volume than the securities of larger companies, which could lead to higher transaction costs. Generally the smaller the company size, the greater the risk.

**Non-Diversification Risk** is the risk that Fund performance may depend on the performance of a small number of issuers because the Fund may invest a large percentage of its assets in securities issued by or representing a small number of issuers.

**Securities Lending Risk** is the risk that the Fund may lose money because the borrower of the loaned securities fails to return the securities in a timely manner or at all. The Fund could also lose money in the event of a decline in the value of collateral provided for loaned securities or a decline in the value of any investments made with cash collateral.

**Valuation Risk** is the risk that the sale price the Fund could receive for a portfolio security may differ from the Fund's valuation of the security, particularly for securities that trade in low volume or volatile markets or that are valued

# FlexShares<sup>®</sup> US Quality Low Volatility Index Fund (cont.)

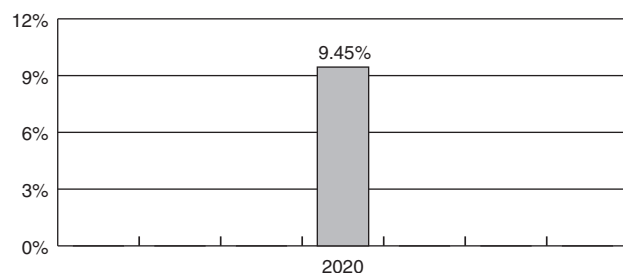
using a fair value methodology. In addition, the value of the securities in the Fund's portfolio may change on days when shareholders will not be able to purchase or sell the Fund's shares. The Fund relies on various sources to calculate its NAV. The information may be provided by third parties that are believed to be reliable, but the information may not be accurate due to errors by such pricing sources, technological issues or otherwise.

**It is possible to lose money on an investment in the Fund. An investment in the Fund is not a deposit of any bank and is not insured or guaranteed by the Federal Deposit Insurance Corporation, any other government agency, or The Northern Trust Company, its affiliates, subsidiaries or any other bank.**

## Fund Performance

The bar chart and table that follow show how the Fund has performed on a calendar year basis and provide an indication of the risks of investing in the Fund. Past performance (before and after taxes) does not necessarily indicate how the Fund will perform in the future. Updated information on the Fund's performance results can be obtained by visiting [flexshares.com](http://flexshares.com).

### Calendar Year Total Returns



**For the period shown in the bar chart above:**

Best Quarter (6/30/2020): 15.80%

Worst Quarter (3/31/2020): -18.55%

## Average Annual Total Returns

(for the periods ended December 31, 2020)

	One Year	Since Inception of Fund	Inception Date of Fund
Before Taxes	9.45%	10.76%	7/15/2019
After Taxes on Distributions	9.08%	10.38%	—
After Taxes on Distributions and Sale of Shares	5.79%	8.17%	—
Russell 1000 <sup>®</sup> Index *	20.96%	19.90%	—
Northern Trust Quality Low Volatility Index <sup>SM</sup> *	9.59%	11.07%	—

\* Reflects no deduction for fees, expenses or taxes.

After-tax returns are calculated using the historical highest individual federal marginal income tax rates and do not reflect the impact of state and local taxes. Actual after-tax returns depend on an investor's tax situation and may differ from those shown. After-tax returns shown are not relevant to investors who hold shares through tax-deferred arrangements, such as 401(k) plans or individual retirement plans. After-tax returns may exceed the return before taxes due to an assumed tax benefit from realizing a capital loss on a sale of Fund shares.

## Management

**Investment Adviser and Portfolio Managers.** Northern Trust Investments, Inc., a subsidiary of Northern Trust Corporation, serves as the Investment Adviser of the Fund. Robert Anstine and Brendan Sullivan, each a Vice President of Northern Trust Investments, Inc., have served as Portfolio Managers of the Fund since its inception in July 2019. Volter Bagriy, a Vice President of Northern Trust Investments, Inc., has served as a Portfolio Manager of the Fund since March 2021.

## Purchase and Sale of Fund Shares

The Fund is an exchange-traded fund (commonly referred to as an "ETF"). Individual Fund shares may only be purchased and sold in the secondary market through a broker-dealer. The price of Fund shares is based on market price, and because ETF shares trade at market prices rather than NAV, shares may trade at a price greater than NAV (a pre-

---

## FlexShares<sup>®</sup> US Quality Low Volatility Index Fund (cont.)

---

mium) or less than NAV (a discount). An investor may incur costs attributable to the difference between the highest price a buyer is willing to pay to purchase shares of the Fund (bid) and the lowest price a seller is willing to accept for shares of the Fund (ask) when buying or selling shares in the secondary market (“the bid-ask spread”). Recent information, including information about the Fund’s NAV, market price, premiums and discounts, and bid-ask spreads, is included on the Fund’s website at [flexshares.com](http://flexshares.com).

### **Tax Information**

The Fund’s distributions are generally taxable to you as ordinary income, qualified dividends, capital gains, Section 199A dividends, or a combination of the four, unless you are investing through a tax-exempt or tax-deferred arrangement, such as a 401(k) plan or an individual retirement account. Distributions may be taxable upon withdrawal from tax-deferred accounts.

### **Payments to Brokers-Dealers and Other Financial Intermediaries**

If you purchase the Fund through a broker-dealer or other financial intermediary (such as a bank), NTI and its related companies may pay the intermediary for activities related to the marketing and promotion of the Fund. These payments may create a conflict of interest by influencing the broker-dealer or other intermediary and your salesperson to recommend the Fund over another investment. Ask your salesperson or visit your financial intermediary’s website for more information.

# FlexShares<sup>®</sup> Developed Markets ex-US Quality Low Volatility Index Fund

## Investment Objective

The Fund seeks investment results that correspond generally to the price and yield performance, before fees and expenses, of the Northern Trust Developed Markets ex-US Quality Low Volatility Index<sup>SM</sup> (the “Underlying Index”).

## Fees and Expenses of the Fund

This table describes the fees and expenses that you may pay if you buy, hold and sell shares of the Fund. Under the Fund’s Investment Advisory Agreement, the Fund is responsible for the following expenses: interest expenses, brokerage commissions and other trading expenses, fees and expenses of the independent trustees and their independent legal counsel, taxes and other extraordinary costs such as litigation and other expenses not incurred in the ordinary course of business. You will also incur usual and customary brokerage commissions and fees to financial intermediaries when buying or selling shares of the Fund in the secondary market, which are not reflected in the example that follows:

Annual Fund Operating Expenses (expenses that you pay each year as a percentage of the value of your investment)	
Management Fees	0.32%
Distribution (12b-1) Fees	0.00%
Other Expenses	0.01%
Total Annual Fund Operating Expenses	0.33%
Expense Reimbursement <sup>(1)</sup>	-0.01%
Total Annual Fund Operating Expenses After Expense Reimbursement	0.32%

<sup>(1)</sup> Northern Trust Investments, Inc. (“NTI” or the “Investment Adviser”) has contractually agreed to reimburse a portion of the operating expenses of the Fund (other than Acquired Fund Fees and Expenses) to the extent the “Total Annual Fund Operating Expenses” exceed 0.32%. This contractual limitation may not be terminated before March 1, 2022 without the approval of the Fund’s Board of Trustees. The Fund’s Board of Trustees may terminate the contractual agreement at any time if it determines that it is in the best interest of the Fund and its shareholders.

## Example

The following Example is intended to help you compare the cost of investing in the Fund with the cost of investing in other funds. The Example assumes that you invest \$10,000 in the Fund for the time periods indicated and then redeem all of your shares at the end of those periods. The Example also assumes that your investment has a 5%

return each year and that the Fund’s operating expenses remain the same (taking into account the expense reimbursement arrangement for one year). Although your actual costs may be higher or lower, based on these assumptions your costs would be:

1 Year	\$ 33
3 Years	\$105
5 Years	\$184
10 Years	\$ 417

**Portfolio Turnover.** The Fund pays transaction costs, such as commissions, when it buys and sells securities (or “turns over” its portfolio). A higher portfolio turnover rate may indicate higher transaction costs and may result in higher taxes when Fund shares are held in a taxable account. These costs, which are not reflected in annual fund operating expenses or in the Example, affect the Fund’s performance. Portfolio turnover may vary from year to year, as well as within a year. During the most recent fiscal year, the Fund’s portfolio turnover rate was 62% of the average value of its portfolio.

## Principal Investment Strategies

The Underlying Index is designed to reflect the performance of a selection of companies that, in aggregate, possess lower overall absolute volatility characteristics relative to a broad universe of securities domiciled in developed market countries, excluding the U.S. (the “Parent Index”). The Parent Index is a subset of the Northern Trust Global Index, where eligible securities are limited to those domiciled in non-U.S. developed market countries and designated as large- and mid-capitalization companies by Northern Trust Investments, Inc. (“NTI” or the “Investment Adviser”), acting in its capacity as the index provider (the “Index Provider”). In addition, the Underlying Index is designed to select companies from the Parent Index that exhibit financial strength, stability and enhanced risk-return characteristics, which NTI believes can provide equity-market participation while protecting against downside risks during certain market environments.

To derive the Underlying Index, the Index Provider ranks all constituents of the Parent Index using a Northern Trust proprietary quality factor. This factor is a quantitative ranking based on: (a) management expertise (e.g. corporate finance activities); (b) profitability (e.g. reliability and sustainability of financial performance); and (c) cash flow (e.g., cash flow generation). The Index Provider then

---

# FlexShares<sup>®</sup> Developed Markets ex-US Quality Low Volatility Index Fund (cont.)

---

excludes the lowest quintile of constituents ranked according to the quality factor and uses an optimization process to select and weight eligible securities in order to (a) reduce overall portfolio volatility and (b) maximize the overall quality factor relative to the Parent Index. The optimization also includes sector, industry group and single-security weight constraints so that these characteristics of the Underlying Index vary within acceptable bands relative to the Parent Index.

As of December 31, 2020, the Underlying Index was comprised of 172 constituent securities with market capitalizations ranging from \$4.3 billion to \$339.3 billion. As of December 31, 2020, the top five countries (by weighting) represented in the Underlying Index were Japan (25.8%), Switzerland (13.2%), United Kingdom (9.3%), Canada (9.3%), and Hong Kong (6.9%). The Underlying Index is governed by published, objective rules for security selection, exclusion, weighting, rebalancing and adjustments for corporate actions and is reconstituted quarterly. The composition of the Underlying Index will change over time. The inception date of the Underlying Index is February 28, 2019.

The Underlying Index of the Fund will be rebalanced or reconstituted as described above under normal market conditions. During periods of market disruption or other abnormal market conditions, the rebalancing or reconstitution of the Fund's Underlying Index may be delayed.

NTI uses a "passive" or indexing approach to try to achieve the Fund's investment objective. Unlike many investment companies, the Fund does not try to "beat" the index it tracks and does not seek temporary defensive positions when markets decline or appear overvalued. In addition to tracking the performance of the Underlying Index, the Investment Adviser seeks to minimize portfolio turnover and tax inefficiencies.

NTI uses a representative sampling strategy to manage the Fund. "Representative sampling" is investing in a representative sample of securities that collectively has an investment profile similar to the Underlying Index. The Fund may or may not hold all of the securities that are included in the Underlying Index. The Fund reserves the right to invest in substantially all of the securities in its Underlying Index in approximately the same proportions (i.e., replication) if NTI determines that it is in the best interest of the Fund.

Under normal circumstances, the Fund will invest at least 80% of its total assets (exclusive of collateral held from securities lending) in the securities of the Underlying Index and in American Depositary Receipts ("ADRs") and Global Depositary Receipts ("GDRs") (collectively "Depositary Receipts") based on the securities in the Underlying Index. The Fund may also invest up to 20% of its assets in cash and cash equivalents, including shares of money market funds advised by NTI or its affiliates, futures contracts, options on futures contracts and forward currency contracts, as well as securities not included in the Underlying Index, but which NTI believes will help the Fund track its Underlying Index.

The Underlying Index is created and sponsored by NTI, as the Index Provider. NTI also serves as the investment adviser to the Fund. The Index Provider determines the composition and relative weightings of the securities in the Underlying Index and publishes information regarding the market value of the Underlying Index.

The Fund may lend securities representing up to one-third of the value of the Fund's total assets (including the value of the collateral received).

The Fund is "non-diversified" under the Investment Company Act of 1940 ("1940 Act"), as amended, and may invest more of its assets in fewer issuers than "diversified" funds.

**Industry Concentration Policy.** The Fund will concentrate its investments (i.e., hold 25% or more of its total assets) in a particular industry or group of industries to approximately the same extent that the Underlying Index is concentrated.

## Principal Risks

As with any investment, you could lose all or part of your investment in the Fund, and the Fund's performance could trail that of other investments. The Fund is subject to certain risks, including the principal risks noted below, any of which may adversely affect the Fund's net asset value ("NAV"), trading price, yield, total return and ability to meet its investment objective. Each risk noted below is considered a principal risk of investing in the Fund, regardless of the order in which it appears. The significance of each risk factor below may change over time and you should review each risk factor carefully.

**Equity Securities Risk** is the risk that the values of the equity securities owned by the Fund may be more volatile



---

# FlexShares<sup>®</sup> Developed Markets ex-US Quality Low Volatility Index Fund (cont.)

---

and underperform other asset classes and the general securities markets.

*Large Cap Risk* is the risk that returns on investments in stocks of large companies could trail the returns on investments in stocks of smaller and mid-sized companies. In addition, larger companies may grow more slowly or be slower to respond to business developments than smaller companies.

**Low Volatility Risk** is the risk that although the Underlying Index is designed to have overall volatility that is lower than that of the Parent Index, there is no guarantee it will be successful. Securities or other assets in the Fund's portfolio may be subject to price volatility and the prices may not be any less volatile than the market as a whole and could be more volatile. The market prices of the securities or other assets in the fund's portfolio may fluctuate, sometimes rapidly and unpredictably. The Fund will continue to seek to track the Underlying Index even if the Underlying Index does not have lower overall volatility than the Parent Index. There is also the risk that the Fund may experience volatility greater than that of the Parent Index as a result of tracking error. A portfolio of securities with greater volatility is generally considered to have a higher risk profile than a portfolio with lower volatility.

**Quality Factor Risk** is the risk that the past performance of companies that have exhibited quality characteristics does not continue or the returns on securities issued by such companies may be less than returns from other styles of investing or the overall stock market. There may be periods when quality investing is out of favor and during which time the Fund's performance may suffer.

**Foreign Securities Risk** is the risk that investing in foreign (non-U.S.) securities may result in the Fund experiencing more rapid and extreme changes in value than a fund that invests exclusively in U.S. securities, due to less liquid markets, tariffs and trade disputes and adverse economic, political, diplomatic, environmental, financial, and regulatory factors. Foreign governments also may impose limits on investment and repatriation and impose taxes. Any of these events could cause the value of the Fund's investments to decline. To the extent that the Fund's assets are significantly invested in a single country or geographic region, the Fund will be subject to the risks associated with that particular country or region. To the extent that the

underlying securities and/or other assets held by the Fund trade on foreign exchanges or in foreign markets that may be closed when the securities exchange on which the Fund's shares trade is open, there are likely to be deviations between the current price of such an underlying security and the last quoted price for the underlying security (i.e., the Fund's quote from the closed foreign market). The impact of a closed foreign market on the Fund is likely to be greater where a large portion of the Fund's underlying securities and/or other assets trade on that closed foreign market or when the foreign market is closed for unscheduled reasons. These deviations could result in premiums or discounts to the Fund's NAV that may be greater than those experienced by other ETFs.

*Currency Risk* is the risk that foreign currencies, securities that trade in or receive revenues in foreign currencies, or derivatives that provide exposure to foreign currencies will fluctuate in value relative to the U.S. dollar, adversely affecting the value of the Fund's investments and its returns. Because the Fund's NAV is determined on the basis of U.S. dollars, and the Fund does not attempt to hedge against changes in the value of non-U.S. currencies, you may lose money if the local currency of a foreign market depreciates against the U.S. dollar, even if the market value of the Fund's holdings appreciates. In addition, fluctuations in the exchange values of currencies could affect the economy or particular business operations of companies in a geographic region in which the Fund invests, causing an adverse impact on the Fund's investments in the affected region.

*Japan Investment Risk* is the risk of investing in securities of Japanese issuers. As of December 31, 2020, the Fund was significantly invested in securities of Japanese issuers. The Japanese economy may be subject to considerable degrees of economic, political and social instability, which could negatively impact Japanese issuers. In recent times, Japan's economic growth rate has remained low, and it may remain low in the future. In addition, Japan is subject to the risk of natural disasters, such as earthquakes, volcanic eruptions, typhoons and tsunamis, which could negatively affect the Fund.

**Market Risk** is the risk that the value of the Fund's investments may increase or decrease in response to expected, real or perceived economic, political or financial events in

---

# FlexShares<sup>®</sup> Developed Markets ex-US Quality Low Volatility Index Fund (cont.)

---

the U.S. or global markets. The frequency and magnitude of such changes in value cannot be predicted. Certain securities and other investments held by the Fund may experience increased volatility, illiquidity, or other potentially adverse effects in response to changing market conditions, inflation, changes in interest rates, lack of liquidity in the bond or equity markets, or volatility in the equity markets. Market disruptions caused by local or regional events such as war, acts of terrorism, the spread of infectious illness (including epidemics and pandemics) or other public health issues, recessions or other events or adverse investor sentiment could have a significant impact on the Fund and its investments and could result in the Fund's shares trading at increased premiums or discounts to the Fund's NAV. An outbreak of COVID-19, a respiratory disease caused by a novel coronavirus, has negatively affected the worldwide economy, the financial health of individual companies and the market in significant and unforeseen ways. The future impact of COVID-19 is currently unknown. The effects to public health, business and market conditions resulting from the COVID-19 pandemic may have a significant negative impact on the performance of the Fund's investments. During periods of market disruption or other abnormal market conditions, the Fund's exposure to the risks described elsewhere in this summary will likely increase. Market disruptions, regulatory restrictions or other abnormal market conditions could have an adverse effect on the Fund's ability to adjust its exposure to the required levels in order to track its Underlying Index or cause delays in the Underlying Index's rebalancing or reconstitution schedule. During any such delay, it is possible that the Underlying Index and, in turn, the Fund will deviate from the Underlying Index's stated methodology and therefore experience returns different than those that would have been achieved under a normal rebalancing or reconstitution schedule. Because the Fund is designed to maintain a high level of exposure to its Underlying Index at all times, it will not take any steps to invest defensively or otherwise reduce the risk of loss during market downturns.

Market risk includes the risk that a particular style of investing, such as growth or value, may underperform the market generally. The market value of the securities in which the Fund invests may go up or down in response to the prospects of individual companies, particular sectors or governments and/or general economic conditions through-

out the world due to increasingly interconnected global economies and financial markets. As a result, whether or not the Fund invests in securities of issuers located in or with significant exposure to the countries directly affected, the value and liquidity of the Fund's investments may be negatively affected. Securities markets may experience great short-term volatility and may fall sharply at times. Different markets may behave differently from each other and a foreign market may move in the opposite direction from the U.S. market.

Price changes may be temporary or last for extended periods. You could lose money over short periods due to fluctuation in the market prices of the Fund's shares in response to market movements, and over longer periods during market downturns.

**Passive Investment Risk** is the risk that the Fund is not actively managed and NTI does not attempt to take defensive positions in any market conditions, including declining markets.

**Tracking Error Risk** is the risk that the Fund's performance may vary substantially from the performance of the Underlying Index. The Fund's performance may vary from the performance of the Underlying Index for a number of reasons including that the Fund incurs operating expenses that the Underlying Index does not and that the Fund accepts custom baskets. In addition, the Fund employs a representative sampling strategy, and therefore, may incur tracking error to a greater extent than a fund that seeks to replicate an index. The representative sampling strategy used by NTI may fail to produce the intended results. Tracking error risk may be higher for funds that track a foreign index, or an index that includes foreign securities, because regulatory and reporting requirements may differ from those in the U.S., and there is a heightened risk associated with limited availability and reliability of data used to construct the index.

**Authorized Participant Concentration Risk** is the risk that the Fund may be adversely affected because it has a limited number of institutions that act as authorized participants ("Authorized Participants"). Only an Authorized Participant may engage in creation or redemption transactions directly with the Fund and none of those Authorized Participants is obligated to engage in creation and/or redemption transactions. To the extent that these institutions exit



---

# FlexShares<sup>®</sup> Developed Markets ex-US Quality Low Volatility Index Fund (cont.)

---

the business or are unable to proceed with creation and/or redemption orders with respect to the Fund and no other Authorized Participant is able to step forward to create or redeem Creation Units (as defined below), Fund shares may trade at a discount to NAV and possibly face trading halts and/or delisting. This risk may be heightened because of its investments in non-U.S. securities.

**Calculation Methodology Risk** is the risk that the Underlying Index's calculation methodology or sources of information may not provide an accurate assessment of included issuers or correct valuation of securities, nor is the availability or timeliness of the production of the Index guaranteed. A security included in an Underlying Index may not exhibit the characteristic or provide the specific exposure for which it was selected and consequently a Fund's holdings may not exhibit returns consistent with that characteristic or exposure. Unusual market conditions may cause the provider of the Underlying Index to postpone a scheduled rebalance, which could cause the Underlying Index to vary from its normal or expected composition.

**Market Trading Risk** is the risk that the Fund faces because its shares are listed on a securities exchange, including the potential lack of an active market for Fund shares, losses from trading in secondary markets, periods of high volatility and disruption in the creation/redemption process of the Fund. ANY OF THESE FACTORS MAY LEAD TO THE FUND'S SHARES TRADING AT A PREMIUM OR DISCOUNT TO NAV.

Trading in Fund shares may be halted due to market conditions or for reasons that, in the view of its listing exchange, make trading in the shares inadvisable. The market prices of Fund shares will generally fluctuate in accordance with changes in its NAV, changes in the relative supply of, and demand for, Fund shares, and changes in the liquidity, or the perceived liquidity, of the Fund's holdings.

**Concentration Risk** is the risk that, to the extent the Fund's investments are concentrated in the securities of issuers in a particular region, country, market, industry, sector or asset class, the Fund may be subject to increased price volatility and may be more susceptible to adverse economic, market, political or regulatory occurrences affecting that region, country, market, industry, sector or asset class.

**Cyber Security and Operational Risk** is the risk that the Fund and its service providers may experience disruptions that arise from breaches in cyber security, human error,

processing and communications errors, counterparty or third-party errors, technology or systems failures, any of which may have an adverse impact on the Fund. Failures or breaches of the electronic systems of the Fund, the Investment Adviser, distributor, and other service providers, market makers, index providers, Authorized Participants or the issuers of securities in which the Fund invests have the ability to cause disruptions and negatively impact the Fund's business operations, potentially resulting in financial losses to the Fund and its shareholders. Among other situations, disruptions (for example, pandemics or health crises) that cause prolonged periods of remote work or significant employee absences at the Fund's service providers could impact the ability to conduct the Fund's operations. The Fund and Investment Adviser have limited ability to prevent or mitigate cybersecurity incidents affecting third-party service providers, and such third-party service providers may have limited indemnification obligations to the Fund or Investment Adviser. Issuers of securities in which the Fund invests are also subject to cybersecurity risks, and the value of these securities could decline if the issuers experience cyber-attacks or other cyber-failures.

**Derivatives Risk** is the risk that derivatives may pose risks in addition to and greater than those associated with investing directly in securities, currencies and other instruments, may be illiquid or less liquid, more volatile, more difficult to value and leveraged so that small changes in the value of the underlying instrument may produce disproportionate losses to the Fund. Derivatives are also subject to counterparty risk, which is the risk that the other party to the transaction will not perform its contractual obligations. The use of derivatives is a highly specialized activity that involves investment techniques and risks different from those associated with investments in more traditional securities and instruments.

**Financial Sector Risk** is the risk that the Fund will be impacted by events affecting the financial sector if it invests a relatively large percentage of its assets in that sector, adversely affecting the Fund's performance. The financial sector can be significantly affected by changes in interest rates, government regulation, the rate of corporate and consumer debt defaulted, price competitions and the availability and cost of capital funds, among other factors. The impact of changes in capital requirements and recent or future regulation of any individual financial company, or of

# FlexShares® Developed Markets ex-US Quality Low Volatility Index Fund (cont.)

the financials sector as a whole, cannot be predicted. In recent years, cyberattacks and technology malfunctions and failures have become increasingly frequent in this sector and have caused significant losses to companies in this sector, which may negatively impact the Fund.

**Large Shareholder Risk** is the risk that certain shareholders, including other funds advised by the Investment Adviser, may from time to time own a substantial amount of the Fund's shares. In addition, a third party investor, the Investment Adviser or an affiliate of the Investment Adviser, an authorized participant, a lead market maker, or another entity may invest in the Fund and hold its investment for a limited period of time solely to facilitate commencement of the Fund or to facilitate the Fund's achieving a specified size or scale. There can be no assurance that any large shareholder would not redeem its investment, that the size of the Fund would be maintained at such levels or that the Fund would continue to meet applicable listing requirements. Redemptions by large shareholders could have a significant negative impact on the Fund. In addition, transactions by large shareholders may account for a large percentage of the trading volume on Fund's listing exchange and may, therefore, have a material upward or downward effect on the market price of the shares.

**Mid Cap Stock Risk** is the risk that stocks of mid-sized companies may be subject to more abrupt or erratic market movements than stocks of larger, more established companies, and may lack sufficient market liquidity. Mid-sized companies may have limited product lines or financial resources, and may be dependent upon a particular niche of the market, or may be dependent upon a small or inexperienced management group. Securities of smaller companies may trade less frequently and in lower volume than the securities of larger companies, which could lead to higher transaction costs. Generally the smaller the company size, the greater the risk.

**Non-Diversification Risk** is the risk that Fund performance may depend on the performance of a small number of issuers because the Fund may invest a large percentage of its assets in securities issued by or representing a small number of issuers.

**Securities Lending Risk** is the risk that the Fund may lose money because the borrower of the loaned securities fails to return the securities in a timely manner or at all. The

Fund could also lose money in the event of a decline in the value of collateral provided for loaned securities or a decline in the value of any investments made with cash collateral.

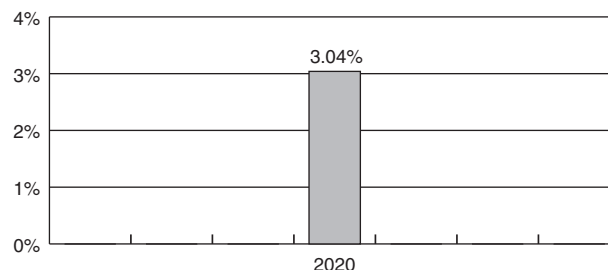
**Valuation Risk** is the risk that the sale price the Fund could receive for a portfolio security may differ from the Fund's valuation of the security, particularly for securities that trade in low volume or volatile markets or that are valued using a fair value methodology. In addition, the value of the securities in the Fund's portfolio may change on days when shareholders will not be able to purchase or sell the Fund's shares. The Fund relies on various sources to calculate its NAV. The information may be provided by third parties that are believed to be reliable, but the information may not be accurate due to errors by such pricing sources, technological issues or otherwise.

**It is possible to lose money on an investment in the Fund. An investment in the Fund is not a deposit of any bank and is not insured or guaranteed by the Federal Deposit Insurance Corporation, any other government agency, or The Northern Trust Company, its affiliates, subsidiaries or any other bank.**

## Fund Performance

The bar chart and table that follow show how the Fund has performed on a calendar year basis and provide an indication of the risks of investing in the Fund. Past performance (before and after taxes) does not necessarily indicate how the Fund will perform in the future. Updated information on the Fund's performance results can be obtained by visiting [flexshares.com](http://flexshares.com).

### Calendar Year Total Returns



**For the period shown in the bar chart above:**

Best Quarter (6/30/2020): 10.34%

Worst Quarter (3/31/2020): -17.11%

# FlexShares<sup>®</sup> Developed Markets ex-US Quality Low Volatility Index Fund (cont.)

## Average Annual Total Returns

(for the periods ended December 31, 2020)

	One Year	Since Inception of Fund	Inception Date of Fund
Before Taxes	3.04%	6.29%	7/15/2019
After Taxes on Distributions	2.69%	5.86%	—
After Taxes on Distributions and Sale of Shares	2.20%	4.85%	—
MSCI World ex-US Index*	7.59%	9.83%	—
Northern Trust Developed Markets ex-US Quality Low Volatility Index <sup>SM*</sup>	3.38%	6.66%	—

\* Reflects no deduction for fees, expenses or taxes.

After-tax returns are calculated using the historical highest individual federal marginal income tax rates and do not reflect the impact of state and local taxes. Actual after-tax returns depend on an investor's tax situation and may differ from those shown. After-tax returns shown are not relevant to investors who hold shares through tax-deferred arrangements, such as 401(k) plans or individual retirement plans. After-tax returns may exceed the return before taxes due to an assumed tax benefit from realizing a capital loss on a sale of Fund shares.

## Management

**Investment Adviser and Portfolio Managers.** Northern Trust Investments, Inc., a subsidiary of Northern Trust Corporation, serves as the Investment Adviser of the Fund. Robert Anstine and Brendan Sullivan, each a Vice President of Northern Trust Investments, Inc., have served as Portfolio Managers of the Fund since its inception in July 2019. Basit Amin, a Vice President of Northern Trust Investments, Inc., has served as a Portfolio Manager of the Fund since March 2021.

## Purchase and Sale of Fund Shares

The Fund is an exchange-traded fund (commonly referred to as an "ETF"). Individual Fund shares may only be purchased and sold in the secondary market through a broker-dealer. The price of Fund shares is based on market price, and because ETF shares trade at market prices rather than NAV, shares may trade at a price greater than NAV (a pre-

mium) or less than NAV (a discount). An investor may incur costs attributable to the difference between the highest price a buyer is willing to pay to purchase shares of the Fund (bid) and the lowest price a seller is willing to accept for shares of the Fund (ask) when buying or selling shares in the secondary market ("the bid-ask spread"). Recent information, including information about the Fund's NAV, market price, premiums and discounts, and bid-ask spreads, is included on the Fund's website at [flexshares.com](http://flexshares.com).

## Tax Information

The Fund's distributions are generally taxable to you as ordinary income, qualified dividends, capital gains, or a combination of the three, unless you are investing through a tax-exempt or tax-deferred arrangement, such as a 401(k) plan or an individual retirement account. Distributions may be taxable upon withdrawal from tax-deferred accounts.

## Payments to Brokers-Dealers and Other Financial Intermediaries

If you purchase the Fund through a broker-dealer or other financial intermediary (such as a bank), NTI and its related companies may pay the intermediary for activities related to the marketing and promotion of the Fund. These payments may create a conflict of interest by influencing the broker-dealer or other intermediary and your salesperson to recommend the Fund over another investment. Ask your salesperson or visit your financial intermediary's website for more information.

# FlexShares<sup>®</sup> Emerging Markets Quality Low Volatility Index Fund

## Investment Objective

The Fund seeks investment results that correspond generally to the price and yield performance, before fees and expenses, of the Northern Trust Emerging Markets Quality Low Volatility Index<sup>SM</sup> (the “Underlying Index”).

## Fees and Expenses of the Fund

This table describes the fees and expenses that you may pay if you buy, hold and sell shares of the Fund. Under the Fund’s Investment Advisory Agreement, the Fund is responsible for the following expenses: interest expenses, brokerage commissions and other trading expenses, fees and expenses of the independent trustees and their independent legal counsel, taxes and other extraordinary costs such as litigation and other expenses not incurred in the ordinary course of business. You will also incur usual and customary brokerage commissions and fees to financial intermediaries when buying or selling shares of the Fund in the secondary market, which are not reflected in the example that follows:

Annual Fund Operating Expenses (expenses that you pay each year as a percentage of the value of your investment)	
Management Fees	0.40%
Distribution (12b-1) Fees	0.00%
Other Expenses	0.01%
Total Annual Fund Operating Expenses	0.41%
Expense Reimbursement <sup>(1)</sup>	-0.01%
Total Annual Fund Operating Expenses After Expense Reimbursement	0.40%

<sup>(1)</sup> Northern Trust Investments, Inc. (“NTI” or the “Investment Adviser”) has contractually agreed to reimburse a portion of the operating expenses of the Fund (other than Acquired Fund Fees and Expenses) to the extent the “Total Annual Fund Operating Expenses” exceed 0.40%. This contractual limitation may not be terminated before March 1, 2022 without the approval of the Fund’s Board of Trustees. The Fund’s Board of Trustees may terminate the contractual agreement at any time if it determines that it is in the best interest of the Fund and its shareholders.

## Example

The following Example is intended to help you compare the cost of investing in the Fund with the cost of investing in other funds. The Example assumes that you invest \$10,000 in the Fund for the time periods indicated and then redeem all of your shares at the end of those periods. The Example also assumes that your investment has a 5%

return each year and that the Fund’s operating expenses remain the same (taking into account the expense reimbursement arrangement for one year). Although your actual costs may be higher or lower, based on these assumptions your costs would be:

1 Year	\$ 41
3 Years	\$ 131
5 Years	\$ 229
10 Years	\$ 517

**Portfolio Turnover.** The Fund pays transaction costs, such as commissions, when it buys and sells securities (or “turns over” its portfolio). A higher portfolio turnover rate may indicate higher transaction costs and may result in higher taxes when Fund shares are held in a taxable account. These costs, which are not reflected in annual fund operating expenses or in the Example, affect the Fund’s performance. Portfolio turnover may vary from year to year, as well as within a year. During the most recent fiscal year, the Fund’s portfolio turnover rate was 81% of the average value of its portfolio.

## Principal Investment Strategies

The Underlying Index is designed to reflect the performance of a selection of companies that, in aggregate, possess lower overall absolute volatility characteristics relative to a broad universe of securities domiciled in emerging market countries, (the “Parent Index”). The Parent Index is a subset of the Northern Trust Global Index, limited to those securities domiciled in emerging markets and designated as large- and mid-capitalization companies by Northern Trust Investments, Inc. (“NTI” or the “Investment Adviser”), acting in its capacity as the index provider (the “Index Provider”). In addition, the Underlying Index is designed to select companies from the Parent Index that exhibit financial strength, stability and enhanced risk-return characteristics, which NTI believes can provide equity-market participation while protecting against downside risks during certain market environments.

To derive the Underlying Index, the Index Provider ranks all constituents of the Parent Index using a Northern Trust proprietary quality factor. This factor is a quantitative ranking based on: (a) management expertise (e.g. corporate finance activities); (b) profitability (e.g. reliability and sustainability of financial performance); and (c) cash flow

---

## FlexShares® Emerging Markets Quality Low Volatility Index Fund (cont.)

---

(e.g. cash flow generation). The Index Provider then excludes the lowest quintile of constituents ranked according to the quality factor and uses an optimization process to select and weight eligible securities in order to (a) reduce overall portfolio volatility and (b) maximize the overall quality factor relative to the Parent Index. The optimization also includes sector, industry group and single-security weight constraints so that these characteristics of the Underlying Index vary within acceptable bands relative to the Parent Index.

As of December 31, 2020, the Underlying Index was comprised of 150 constituent securities with market capitalizations ranging from \$1.7 billion to \$697.7 billion. As of December 31, 2020, the top five countries (by weighting) represented in the Underlying Index were China (32.1%), Taiwan (17.9%), South Korea (13.3%), India (7.0%), and Malaysia (5.7%). The Underlying Index is governed by published, objective rules for security selection, exclusion, weighting, rebalancing and adjustments for corporate actions and is reconstituted quarterly. The composition of the Underlying Index will change over time. The inception date of the Underlying Index is June 30, 2014.

The Underlying Index of the Fund will be rebalanced or reconstituted as described above under normal market conditions. During periods of market disruption or other abnormal market conditions, the rebalancing or reconstitution of the Fund's Underlying Index may be delayed.

NTI uses a "passive" or indexing approach to try to achieve the Fund's investment objective. Unlike many investment companies, the Fund does not try to "beat" the index it tracks and does not seek temporary defensive positions when markets decline or appear overvalued. In addition to tracking the performance of the Underlying Index, the Investment Adviser seeks to minimize portfolio turnover and tax inefficiencies.

NTI uses a representative sampling strategy to manage the Fund. "Representative sampling" is investing in a representative sample of securities that collectively has an investment profile similar to the Underlying Index. The Fund may or may not hold all of the securities that are included in the Underlying Index. The Fund reserves the right to invest in substantially all of the securities in its Underlying Index in approximately the same proportions (i.e., replication) if NTI determines that it is in the best interest of the Fund.

Under normal circumstances, the Fund will invest at least 80% of its total assets (exclusive of collateral held from securities lending) in the securities of the Underlying Index and in American Depositary Receipts ("ADRs") and Global Depositary Receipts ("GDRs") (collectively "Depositary Receipts") based on the securities in the Underlying Index. The Fund may also invest up to 20% of its assets in cash and cash equivalents, including shares of money market funds advised by NTI or its affiliates, futures contracts, options on futures contracts and forward currency contracts, as well as securities not included in the Underlying Index, but which NTI believes will help the Fund track its Underlying Index.

The Underlying Index is created and sponsored by NTI, as the Index Provider. NTI also serves as the investment adviser to the Fund. The Index Provider determines the composition and relative weightings of the securities in the Underlying Index and publishes information regarding the market value of the Underlying Index.

The Fund may lend securities representing up to one-third of the value of the Fund's total assets (including the value of the collateral received).

The Fund is "non-diversified" under the Investment Company Act of 1940 ("1940 Act"), as amended, and may invest more of its assets in fewer issuers than "diversified" funds.

**Industry Concentration Policy.** The Fund will concentrate its investments (i.e., hold 25% or more of its total assets) in a particular industry or group of industries to approximately the same extent that the Underlying Index is concentrated.

### Principal Risks

As with any investment, you could lose all or part of your investment in the Fund, and the Fund's performance could trail that of other investments. The Fund is subject to certain risks, including the principal risks noted below, any of which may adversely affect the Fund's net asset value ("NAV"), trading price, yield, total return and ability to meet its investment objective. Each risk noted below is considered a principal risk of investing in the Fund, regardless of the order in which it appears. The significance of each risk factor below may change over time and you should review each risk factor carefully.

**Equity Securities Risk** is the risk that the values of the equity securities owned by the Fund may be more volatile



---

## FlexShares® Emerging Markets Quality Low Volatility Index Fund (cont.)

---

and underperform other asset classes and the general securities markets.

*Large Cap Risk* is the risk that returns on investments in stocks of large companies could trail the returns on investments in stocks of smaller and mid-sized companies. In addition, larger companies may grow more slowly or be slower to respond to business developments than smaller companies.

*Mid Cap Stock Risk* is the risk that stocks of mid-sized companies may be subject to more abrupt or erratic market movements than stocks of larger, more established companies, and may lack sufficient market liquidity. Mid-sized companies may have limited product lines or financial resources, and may be dependent upon a particular niche of the market, or may be dependent upon a small or inexperienced management group. Securities of smaller companies may trade less frequently and in lower volume than the securities of larger companies, which could lead to higher transaction costs. Generally the smaller the company size, the greater the risk.

**Low Volatility Risk** is the risk that although the Underlying Index is designed to have overall volatility that is lower than that of the Parent Index, there is no guarantee it will be successful. Securities or other assets in the Fund's portfolio may be subject to price volatility and the prices may not be any less volatile than the market as a whole and could be more volatile. The market prices of the securities or other assets in the fund's portfolio may fluctuate, sometimes rapidly and unpredictably. The Fund will continue to seek to track the Underlying Index even if the Underlying Index does not have lower overall volatility than the Parent Index. There is also the risk that the Fund may experience volatility greater than that of the Parent Index as a result of tracking error. A portfolio of securities with greater volatility is generally considered to have a higher risk profile than a portfolio with lower volatility.

**Quality Factor Risk** is the risk that the past performance of companies that have exhibited quality characteristics does not continue or the returns on securities issued by such companies may be less than returns from other styles of investing or the overall stock market. There may be periods when quality investing is out of favor and during which time the Fund's performance may suffer.

**Emerging Markets Risk** is the risk that markets of emerging market countries are less developed and less liquid, subject to greater price volatility, subject to less uniform or

robust accounting, securities valuation and reporting requirements, and generally subject to increased economic, political, regulatory and other uncertainties than more developed markets.

*Foreign Securities Risk* is the risk that investing in foreign (non-U.S.) securities may result in the Fund experiencing more rapid and extreme changes in value than a fund that invests exclusively in U.S. securities, due to less liquid markets, tariffs and trade disputes and adverse economic, political, diplomatic, environmental, financial, and regulatory factors. Foreign governments also may impose limits on investment and repatriation and impose taxes. Any of these events could cause the value of the Fund's investments to decline. To the extent that the Fund's assets are significantly invested in a single country or geographic region, the Fund will be subject to the risks associated with that particular country or region. To the extent that the underlying securities and/or other assets held by the Fund trade on foreign exchanges or in foreign markets that may be closed when the securities exchange on which the Fund's shares trade is open, there are likely to be deviations between the current price of such an underlying security and the last quoted price for the underlying security (i.e., the Fund's quote from the closed foreign market). The impact of a closed foreign market on the Fund is likely to be greater where a large portion of the Fund's underlying securities and/or other assets trade on that closed foreign market or when the foreign market is closed for unscheduled reasons. These deviations could result in premiums or discounts to the Fund's NAV that may be greater than those experienced by other ETFs.

*Currency Risk* is the risk that foreign currencies, securities that trade in or receive revenues in foreign currencies, or derivatives that provide exposure to foreign currencies will fluctuate in value relative to the U.S. dollar, adversely affecting the value of the Fund's investments and its returns. Because the Fund's NAV is determined on the basis of U.S. dollars, and the Fund does not attempt to hedge against changes in the value of non-U.S. currencies, you may lose money if the local currency of a foreign market depreciates against the U.S. dollar, even if the market value of the Fund's holdings appreciates. In addition, fluctuations in the exchange values of currencies could affect the economy or particular business operations of companies in a geographic region in which the Fund invests, causing an adverse impact on the Fund's investments in the affected region.

---

## FlexShares® Emerging Markets Quality Low Volatility Index Fund (cont.)

---

*China Investment Risk* is the risk of investing in securities of Chinese issuers. As of December 31, 2020, the Fund was concentrated in securities of Chinese issuers. The Chinese economy may be subject to considerable degrees of economic, political and social instability. China is an emerging market and demonstrates significantly higher volatility from time to time in comparison to developed markets. Despite recent reforms of economic and market practices, Chinese markets generally continue to experience inefficiency, volatility, currency fluctuations and pricing anomalies resulting from governmental influence, a lack of publicly available information and/or political and social instability. The Chinese economy is export-driven and highly reliant on trade. Adverse changes to the economic conditions of its primary trading partners, such as the United States, Japan and South Korea, would adversely impact the Chinese economy. Reduced spending on Chinese products and services or institution of tariffs or other trade barriers by China's key trading partners may also have an adverse impact on the Chinese economy. In addition, China has experienced outbreaks of infectious illnesses and the country may be subject to similar public health threats in the future. These or similar outbreaks could reduce consumer demand or economic output, result in market closures, travel restrictions or quarantines, and generally have a significant impact on the Chinese economy, which in turn could adversely affect the Fund's investments.

**Market Risk** is the risk that the value of the Fund's investments may increase or decrease in response to expected, real or perceived economic, political or financial events in the U.S. or global markets. The frequency and magnitude of such changes in value cannot be predicted. Certain securities and other investments held by the Fund may experience increased volatility, illiquidity, or other potentially adverse effects in response to changing market conditions, inflation, changes in interest rates, lack of liquidity in the bond or equity markets, or volatility in the equity markets. Market disruptions caused by local or regional events such as war, acts of terrorism, the spread of infectious illness (including epidemics and pandemics) or other public health issues, recessions or other events or adverse investor sentiment could have a significant impact on the Fund and its investments and could result in the Fund's shares trading at increased premiums or discounts to the Fund's NAV.

An outbreak of COVID-19, a respiratory disease caused by a novel coronavirus, has negatively affected the worldwide economy, the financial health of individual companies and the market in significant and unforeseen ways. The future impact of COVID-19 is currently unknown. The effects to public health, business and market conditions resulting from the COVID-19 pandemic may have a significant negative impact on the performance of the Fund's investments. During periods of market disruption or other abnormal market conditions, the Fund's exposure to the risks described elsewhere in this summary will likely increase. Market disruptions, regulatory restrictions or other abnormal market conditions could have an adverse effect on the Fund's ability to adjust its exposure to the required levels in order to track its Underlying Index or cause delays in the Underlying Index's rebalancing or reconstitution schedule. During any such delay, it is possible that the Underlying Index and, in turn, the Fund will deviate from the Underlying Index's stated methodology and therefore experience returns different than those that would have been achieved under a normal rebalancing or reconstitution schedule. Because the Fund is designed to maintain a high level of exposure to its Underlying Index at all times, it will not take any steps to invest defensively or otherwise reduce the risk of loss during market downturns.

Market risk includes the risk that a particular style of investing, such as growth or value, may underperform the market generally. The market value of the securities in which the Fund invests may go up or down in response to the prospects of individual companies, particular sectors or governments and/or general economic conditions throughout the world due to increasingly interconnected global economies and financial markets. As a result, whether or not the Fund invests in securities of issuers located in or with significant exposure to the countries directly affected, the value and liquidity of the Fund's investments may be negatively affected. Securities markets may experience great short-term volatility and may fall sharply at times. Different markets may behave differently from each other and a foreign market may move in the opposite direction from the U.S. market.

Price changes may be temporary or last for extended periods. You could lose money over short periods due to fluctuation in the market prices of the Fund's shares in response to market movements, and over longer periods during market downturns.



---

## FlexShares® Emerging Markets Quality Low Volatility Index Fund (cont.)

---

**Passive Investment Risk** is the risk that the Fund is not actively managed and NTI does not attempt to take defensive positions in any market conditions, including declining markets.

**Tracking Error Risk** is the risk that the Fund's performance may vary substantially from the performance of the Underlying Index. The Fund's performance may vary from the performance of the Underlying Index for a number of reasons including that the Fund incurs operating expenses that the Underlying Index does not and that the Fund accepts custom baskets. In addition, the Fund employs a representative sampling strategy, and therefore, may incur tracking error to a greater extent than a fund that seeks to replicate an index. The representative sampling strategy used by NTI may fail to produce the intended results. Tracking error risk may be higher for funds that track a foreign index, or an index that includes foreign securities, because regulatory and reporting requirements may differ from those in the U.S., and there is a heightened risk associated with limited availability and reliability of data used to construct the index.

**Authorized Participant Concentration Risk** is the risk that the Fund may be adversely affected because it has a limited number of institutions that act as authorized participants ("Authorized Participants"). Only an Authorized Participant may engage in creation or redemption transactions directly with the Fund and none of those Authorized Participants is obligated to engage in creation and/or redemption transactions. To the extent that these institutions exit the business or are unable to proceed with creation and/or redemption orders with respect to the Fund and no other Authorized Participant is able to step forward to create or redeem Creation Units (as defined below), Fund shares may trade at a discount to NAV and possibly face trading halts and/or delisting. This risk may be heightened because of its investments in non-U.S. securities.

**Calculation Methodology Risk** is the risk that the Underlying Index's calculation methodology or sources of information may not provide an accurate assessment of included issuers or correct valuation of securities, nor is the availability or timeliness of the production of the Index guaranteed. A security included in an Underlying Index may not exhibit the characteristic or provide the specific exposure for which it was selected and consequently a

Fund's holdings may not exhibit returns consistent with that characteristic or exposure. Unusual market conditions may cause the provider of the Underlying Index to postpone a scheduled rebalance, which could cause the Underlying Index to vary from its normal or expected composition.

**Market Trading Risk** is the risk that the Fund faces because its shares are listed on a securities exchange, including the potential lack of an active market for Fund shares, losses from trading in secondary markets, periods of high volatility and disruption in the creation/redemption process of the Fund. ANY OF THESE FACTORS MAY LEAD TO THE FUND'S SHARES TRADING AT A PREMIUM OR DISCOUNT TO NAV.

Trading in Fund shares may be halted due to market conditions or for reasons that, in the view of its listing exchange, make trading in the shares inadvisable. The market prices of Fund shares will generally fluctuate in accordance with changes in its NAV, changes in the relative supply of, and demand for, Fund shares, and changes in the liquidity, or the perceived liquidity, of the Fund's holdings.

**Concentration Risk** is the risk that, to the extent the Fund's investments are concentrated in the securities of issuers in a particular region, country, market, industry, sector or asset class, the Fund may be subject to increased price volatility and may be more susceptible to adverse economic, market, political or regulatory occurrences affecting that region, country, market, industry, sector or asset class.

**Cyber Security and Operational Risk** is the risk that the Fund and its service providers may experience disruptions that arise from breaches in cyber security, human error, processing and communications errors, counterparty or third-party errors, technology or systems failures, any of which may have an adverse impact on the Fund. Failures or breaches of the electronic systems of the Fund, the Investment Adviser, distributor, and other service providers, market makers, index providers, Authorized Participants or the issuers of securities in which the Fund invests have the ability to cause disruptions and negatively impact the Fund's business operations, potentially resulting in financial losses to the Fund and its shareholders. Among other situations, disruptions (for example, pandemics or health crises) that cause prolonged periods of remote work or significant employee absences at the Fund's service provid-

---

## FlexShares® Emerging Markets Quality Low Volatility Index Fund (cont.)

---

ers could impact the ability to conduct the Fund's operations. The Fund and Investment Adviser have limited ability to prevent or mitigate cybersecurity incidents affecting third-party service providers, and such third-party service providers may have limited indemnification obligations to the Fund or Investment Adviser. Issuers of securities in which the Fund invests are also subject to cybersecurity risks, and the value of these securities could decline if the issuers experience cyber-attacks or other cyber-failures.

**Derivatives Risk** is the risk that derivatives may pose risks in addition to and greater than those associated with investing directly in securities, currencies and other instruments, may be illiquid or less liquid, more volatile, more difficult to value and leveraged so that small changes in the value of the underlying instrument may produce disproportionate losses to the Fund. Derivatives are also subject to counterparty risk, which is the risk that the other party to the transaction will not perform its contractual obligations. The use of derivatives is a highly specialized activity that involves investment techniques and risks different from those associated with investments in more traditional securities and instruments.

**Financial Sector Risk** is the risk that the Fund will be impacted by events affecting the financial sector if it invests a relatively large percentage of its assets in that sector, adversely affecting the Fund's performance. The financial sector can be significantly affected by changes in interest rates, government regulation, the rate of corporate and consumer debt defaulted, price competitions and the availability and cost of capital funds, among other factors. The impact of changes in capital requirements and recent or future regulation of any individual financial company, or of the financials sector as a whole, cannot be predicted. In recent years, cyberattacks and technology malfunctions and failures have become increasingly frequent in this sector and have caused significant losses to companies in this sector, which may negatively impact the Fund.

**Large Shareholder Risk** is the risk that certain shareholders, including other funds advised by the Investment Adviser, may from time to time own a substantial amount of the Fund's shares. In addition, a third party investor, the Investment Adviser or an affiliate of the Investment Adviser, an authorized participant, a lead market maker, or another entity may invest in the Fund and hold its invest-

ment for a limited period of time solely to facilitate commencement of the Fund or to facilitate the Fund's achieving a specified size or scale. There can be no assurance that any large shareholder would not redeem its investment, that the size of the Fund would be maintained at such levels or that the Fund would continue to meet applicable listing requirements. Redemptions by large shareholders could have a significant negative impact on the Fund. In addition, transactions by large shareholders may account for a large percentage of the trading volume on Fund's listing exchange and may, therefore, have a material upward or downward effect on the market price of the shares.

**Non-Diversification Risk** is the risk that Fund performance may depend on the performance of a small number of issuers because the Fund may invest a large percentage of its assets in securities issued by or representing a small number of issuers.

**Securities Lending Risk** is the risk that the Fund may lose money because the borrower of the loaned securities fails to return the securities in a timely manner or at all. The Fund could also lose money in the event of a decline in the value of collateral provided for loaned securities or a decline in the value of any investments made with cash collateral.

**Valuation Risk** is the risk that the sale price the Fund could receive for a portfolio security may differ from the Fund's valuation of the security, particularly for securities that trade in low volume or volatile markets or that are valued using a fair value methodology. In addition, the value of the securities in the Fund's portfolio may change on days when shareholders will not be able to purchase or sell the Fund's shares. The Fund relies on various sources to calculate its NAV. The information may be provided by third parties that are believed to be reliable, but the information may not be accurate due to errors by such pricing sources, technological issues or otherwise.

**It is possible to lose money on an investment in the Fund. An investment in the Fund is not a deposit of any bank and is not insured or guaranteed by the Federal Deposit Insurance Corporation, any other government agency, or The Northern Trust Company, its affiliates, subsidiaries or any other bank.**

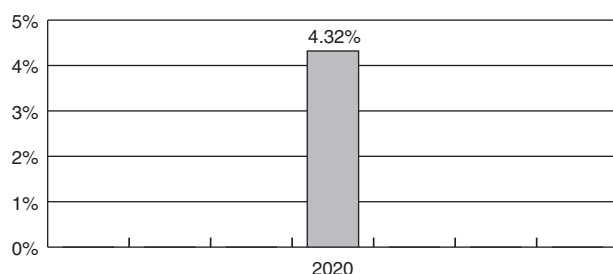
### Fund Performance

The bar chart and table that follow show how the Fund has performed on a calendar year basis and provide an indica-

# FlexShares® Emerging Markets Quality Low Volatility Index Fund (cont.)

tion of the risks of investing in the Fund. Past performance (before and after taxes) does not necessarily indicate how the Fund will perform in the future. Updated information on the Fund's performance results can be obtained by visiting [flexshares.com](http://flexshares.com).

## Calendar Year Total Returns



For the period shown in the bar chart above:

Best Quarter (6/30/2020): 12.19%

Worst Quarter (3/31/2020): -21.67%

## Average Annual Total Returns

(for the periods ended December 31, 2020)

	One Year	Since Inception of Fund	Inception Date of Fund
Before Taxes	4.32%	6.28%	7/15/2019
After Taxes on Distributions	4.07%	5.88%	—
After Taxes on Distributions and Sale of Shares	3.02%	4.88%	—
MSCI Emerging Markets Index*	18.31%	17.08%	—
Northern Trust Emerging Markets Quality Low Volatility Index <sup>SM</sup> *	4.89%	6.78%	—

\* Reflects no deduction for fees, expenses or taxes.

After-tax returns are calculated using the historical highest individual federal marginal income tax rates and do not reflect the impact of state and local taxes. Actual after-tax returns depend on an investor's tax situation and may differ from those shown. After-tax returns shown are not relevant to investors who hold shares through tax-deferred arrangements, such as 401(k) plans or individual retirement plans. After-tax returns may exceed the return before taxes due to an assumed tax benefit from realizing a capital loss on a sale of Fund shares.

## Management

**Investment Adviser and Portfolio Managers.** Northern Trust Investments, Inc., a subsidiary of Northern Trust Corporation, serves as the Investment Adviser of the Fund. Robert Anstine and Brendan Sullivan, each a Vice President of Northern Trust Investments, Inc., have served as Portfolio Managers of the Fund since its inception in July 2019. Basit Amin, a Vice President of Northern Trust Investments, Inc., has served as a Portfolio Manager of the Fund since March 2021.

## Purchase and Sale of Fund Shares

The Fund is an exchange-traded fund (commonly referred to as an "ETF"). Individual Fund shares may only be purchased and sold in the secondary market through a broker-dealer. The price of Fund shares is based on market price, and because ETF shares trade at market prices rather than NAV, shares may trade at a price greater than NAV (a premium) or less than NAV (a discount). An investor may incur costs attributable to the difference between the highest price a buyer is willing to pay to purchase shares of the Fund (bid) and the lowest price a seller is willing to accept for shares of the Fund (ask) when buying or selling shares in the secondary market ("the bid-ask spread"). Recent information, including information about the Fund's NAV, market price, premiums and discounts, and bid-ask spreads, is included on the Fund's website at [flexshares.com](http://flexshares.com).

## Tax Information

The Fund's distributions are generally taxable to you as ordinary income, qualified dividends, capital gains, or a combination of the three, unless you are investing through a tax-exempt or tax-deferred arrangement, such as a 401(k) plan or an individual retirement account. Distributions may be taxable upon withdrawal from tax-deferred accounts.

---

## FlexShares<sup>®</sup> Emerging Markets Quality Low Volatility Index Fund (cont.)

---

### **Payments to Brokers-Dealers and Other Financial Intermediaries**

If you purchase the Fund through a broker-dealer or other financial intermediary (such as a bank), NTI and its related companies may pay the intermediary for activities related to the marketing and promotion of the Fund. These payments may create a conflict of interest by influencing the broker-dealer or other intermediary and your salesperson to recommend the Fund over another investment. Ask your salesperson or visit your financial intermediary's website for more information.

# FlexShares<sup>®</sup> Morningstar US Market Factor Tilt Index Fund

## Investment Objective

The Fund seeks investment results that correspond generally to the price and yield performance, before fees and expenses, of the Morningstar<sup>®</sup> US Market Factor Tilt Index<sup>SM</sup> (the “Underlying Index”).

## Fees and Expenses of the Fund

This table describes the fees and expenses that you may pay if you buy, hold and sell shares of the Fund. Under the Fund’s Investment Advisory Agreement, the Fund is responsible for the following expenses: interest expenses, brokerage commissions and other trading expenses, fees and expenses of the independent trustees and their independent legal counsel, taxes and other extraordinary costs such as litigation and other expenses not incurred in the ordinary course of business. You will also incur usual and customary brokerage commissions and fees to financial intermediaries when buying or selling shares of the Fund in the secondary market, which are not reflected in the example that follows:

Annual Fund Operating Expenses (expenses that you pay each year as a percentage of the value of your investment)	
Management Fees	0.25%
Distribution (12b-1) Fees	0.00%
Other Expenses	0.01%
Total Annual Fund Operating Expenses	0.26%
Expense Reimbursement <sup>(1)</sup>	-0.01%
Total Annual Fund Operating Expenses After Expense Reimbursement	0.25%

<sup>(1)</sup> Northern Trust Investments, Inc. (“NTI” or the “Investment Adviser”) has contractually agreed to reimburse a portion of the operating expenses of the Fund (other than Acquired Fund Fees and Expenses) to the extent the “Total Annual Fund Operating Expenses” exceed 0.25%. This contractual limitation may not be terminated before March 1, 2022 without the approval of the Fund’s Board of Trustees. The Fund’s Board of Trustees may terminate the contractual agreement at any time if it determines that it is in the best interest of the Fund and its shareholders.

## Example

The following Example is intended to help you compare the cost of investing in the Fund with the cost of investing in other funds. The Example assumes that you invest \$10,000 in the Fund for the time periods indicated and then redeem all of your shares at the end of those periods. The Example also assumes that your investment has a 5%

return each year and that the Fund’s operating expenses remain the same (taking into account the expense reimbursement arrangement for one year). Although your actual costs may be higher or lower, based on these assumptions your costs would be:

1 Year	\$ 26
3 Years	\$ 83
5 Years	\$145
10 Years	\$330

**Portfolio Turnover.** The Fund pays transaction costs, such as commissions, when it buys and sells securities (or “turns over” its portfolio). A higher portfolio turnover rate may indicate higher transaction costs and may result in higher taxes when Fund shares are held in a taxable account. These costs, which are not reflected in annual fund operating expenses or in the Example, affect the Fund’s performance. Portfolio turnover may vary from year to year, as well as within a year. During the most recent fiscal year, the Fund’s portfolio turnover rate was 26% of the average value of its portfolio.

## Principal Investment Strategies

The Underlying Index is designed to reflect the performance of a selection of companies that, in aggregate, possess greater exposure to size and value factors relative to the Morningstar US Market Index (the “Parent Index”), a float-adjusted market-capitalization weighted index of U.S.-incorporated large-, mid-, small- and micro-capitalization companies. The Underlying Index seeks to achieve increased exposures to size and value factors, or a “factor tilt”, by adjusting the Parent Index’s constituent weights to achieve a slightly greater weight on companies with smaller market capitalizations or lower valuations, as determined by Morningstar, Inc. (the “Index Provider”) pursuant to its index methodology. The Underlying Index is designed to include companies with enhanced risk-return characteristics relative to the broader U.S. equity market by featuring size and value risk premiums, which Northern Trust Investments, Inc. (“NTI” or “Investment Adviser”) believes have been historically demonstrated over a full market cycle. As of December 31, 2020, the Underlying Index comprised of 2,409 issues with market capitalizations ranging from \$146.5 million to \$2.3 trillion. The Underlying Index is governed by published, objective rules



---

## FlexShares<sup>®</sup> Morningstar US Market Factor Tilt Index Fund (cont.)

---

for security selection, exclusion, rebalancing and adjustments for corporate actions. It is reconstituted on a semi-annual basis and is rebalanced quarterly. The composition of the Underlying Index will change over time.

The Underlying Index of the Fund will be rebalanced or reconstituted as described above under normal market conditions. During periods of market disruption or other abnormal market conditions, the rebalancing or reconstitution of the Fund's Underlying Index may be delayed.

NTI uses a "passive" or indexing approach to try to achieve the Fund's investment objective. Unlike many investment companies, the Fund does not try to "beat" the index it tracks and does not seek temporary defensive positions when markets decline or appear overvalued.

NTI uses a representative sampling strategy to manage the Fund. "Representative sampling" is investing in a representative sample of securities that collectively has an investment profile similar to the Underlying Index. The Fund may or may not hold all of the securities that are included in the Underlying Index. The Fund reserves the right to invest in substantially all of the securities in its Underlying Index in approximately the same proportions (i.e., replication) if NTI determines that it is in the best interest of the Fund.

Under normal circumstances, the Fund will invest at least 80% of its total assets (exclusive of collateral held from securities lending) in the securities of the Underlying Index. The Fund may also invest up to 20% of its assets in cash and cash equivalents, including shares of money market funds advised by NTI or its affiliates, futures contracts and options on futures contracts, as well as securities not included in the Underlying Index, but which NTI believes will help the Fund track its Underlying Index.

The Underlying Index is sponsored by the Index Provider, an organization that is independent of the Fund and NTI. The Index Provider determines the composition and relative weightings of the securities in the Underlying Index and publishes information regarding the market value of the Underlying Index.

The Fund may lend securities representing up to one-third of the value of the Fund's total assets (including the value of the collateral received).

**Industry Concentration Policy.** The Fund will concentrate its investments (i.e., hold 25% or more of its total assets) in

a particular industry or group of industries to approximately the same extent that the Underlying Index is concentrated.

### Principal Risks

As with any investment, you could lose all or part of your investment in the Fund, and the Fund's performance could trail that of other investments. The Fund is subject to certain risks, including the principal risks noted below, any of which may adversely affect the Fund's net asset value ("NAV"), trading price, yield, total return and ability to meet its investment objective. Each risk noted below is considered a principal risk of investing in the Fund, regardless of the order in which it appears. The significance of each risk factor below may change over time and you should review each risk factor carefully.

**Equity Securities Risk** is the risk that the values of the equity securities owned by the Fund may be more volatile and underperform other asset classes and the general securities markets.

**U.S. Issuer Risk** is the risk that certain changes in the U.S. economy, such as when the U.S. economy weakens or when its financial markets decline, may have an adverse effect on the securities to which the Fund has exposure.

**Information Technology Sector Risk** is the risk that securities of technology companies may be subject to greater price volatility than securities of companies in other sectors. These securities may fall in and out of favor with investors rapidly, which may cause sudden selling and dramatically lower market prices. Technology securities also may be affected adversely by changes in technology, consumer and business purchasing patterns, government regulation and/or obsolete products or services. Technology companies may also be susceptible to heightened risk of cybersecurity breaches that may affect their security prices. Companies in the technology sector are facing increased government and regulatory scrutiny and may be subject to adverse government or regulatory action.

**Market Risk** is the risk that the value of the Fund's investments may increase or decrease in response to expected, real or perceived economic, political or financial events in the U.S. or global markets. The frequency and magnitude of such changes in value cannot be predicted. Certain securities and other investments held by the Fund may experi-

---

## FlexShares<sup>®</sup> Morningstar US Market Factor Tilt Index Fund (cont.)

---

ence increased volatility, illiquidity, or other potentially adverse effects in response to changing market conditions, inflation, changes in interest rates, lack of liquidity in the bond or equity markets, or volatility in the equity markets. Market disruptions caused by local or regional events such as war, acts of terrorism, the spread of infectious illness (including epidemics and pandemics) or other public health issues, recessions or other events or adverse investor sentiment could have a significant impact on the Fund and its investments and could result in the Fund's shares trading at increased premiums or discounts to the Fund's NAV. An outbreak of COVID-19, a respiratory disease caused by a novel coronavirus, has negatively affected the worldwide economy, the financial health of individual companies and the market in significant and unforeseen ways. The future impact of COVID-19 is currently unknown. The effects to public health, business and market conditions resulting from the COVID-19 pandemic may have a significant negative impact on the performance of the Fund's investments. During periods of market disruption or other abnormal market conditions, the Fund's exposure to the risks described elsewhere in this summary will likely increase. Market disruptions, regulatory restrictions or other abnormal market conditions could have an adverse effect on the Fund's ability to adjust its exposure to the required levels in order to track its Underlying Index or cause delays in the Underlying Index's rebalancing or reconstitution schedule. During any such delay, it is possible that the Underlying Index and, in turn, the Fund will deviate from the Underlying Index's stated methodology and therefore experience returns different than those that would have been achieved under a normal rebalancing or reconstitution schedule. Because the Fund is designed to maintain a high level of exposure to its Underlying Index at all times, it will not take any steps to invest defensively or otherwise reduce the risk of loss during market downturns.

Market risk includes the risk that a particular style of investing, such as growth or value, may underperform the market generally. The market value of the securities in which the Fund invests may go up or down in response to the prospects of individual companies, particular sectors or governments and/or general economic conditions throughout the world due to increasingly interconnected global economies and financial markets. As a result, whether or not the Fund invests in securities of issuers located in or

with significant exposure to the countries directly affected, the value and liquidity of the Fund's investments may be negatively affected. Securities markets may experience great short-term volatility and may fall sharply at times. Different markets may behave differently from each other and a foreign market may move in the opposite direction from the U.S. market.

Price changes may be temporary or last for extended periods. You could lose money over short periods due to fluctuation in the market prices of the Fund's shares in response to market movements, and over longer periods during market downturns.

**Passive Investment Risk** is the risk that the Fund is not actively managed and NTI does not attempt to take defensive positions in any market conditions, including declining markets.

**Tracking Error Risk** is the risk that the Fund's performance may vary substantially from the performance of the Underlying Index. The Fund's performance may vary from the performance of the Underlying Index for a number of reasons including that the Fund incurs operating expenses that the Underlying Index does not and that the Fund accepts custom baskets. In addition, the Fund employs a representative sampling strategy, and therefore, may incur tracking error to a greater extent than a fund that seeks to replicate an index. The representative sampling strategy used by NTI may fail to produce the intended results.

**Value Investing Risk** is the risk that the Fund's investment in companies whose securities are believed to be undervalued, relative to their underlying profitability, will not appreciate in value as anticipated.

**Mid and Small Cap Stock Risk** is the risk that stocks of mid-sized and smaller companies may be more volatile than stocks of larger, more established companies, and may lack sufficient market liquidity. Mid-sized and small companies may have limited product lines or financial resources, may be dependent upon a particular niche of the market, or may be dependent upon a small or inexperienced management group. Smaller companies may also include micro-capitalization companies. Securities of smaller companies may trade less frequently and in lower volume than the securities of larger companies, which could lead to higher transaction costs. Generally the smaller the company size, the greater the risk.



---

## FlexShares<sup>®</sup> Morningstar US Market Factor Tilt Index Fund (cont.)

---

**Authorized Participant Concentration Risk** is the risk that the Fund may be adversely affected because it has a limited number of institutions that act as authorized participants (“Authorized Participants”). Only an Authorized Participant may engage in creation or redemption transactions directly with the Fund and none of those Authorized Participants is obligated to engage in creation and/or redemption transactions. To the extent that these institutions exit the business or are unable to proceed with creation and/or redemption orders with respect to the Fund and no other Authorized Participant is able to step forward to create or redeem Creation Units (as defined below), Fund shares may trade at a discount to NAV and possibly face trading halts and/or delisting.

**Calculation Methodology Risk** is the risk that the Underlying Index’s calculation methodology or sources of information may not provide an accurate assessment of included issuers or correct valuation of securities, nor is the availability or timeliness of the production of the Index guaranteed. A security included in an Underlying Index may not exhibit the characteristic or provide the specific exposure for which it was selected and consequently a Fund’s holdings may not exhibit returns consistent with that characteristic or exposure. Unusual market conditions may cause the provider of the Underlying Index to postpone a scheduled rebalance, which could cause the Underlying Index to vary from its normal or expected composition.

**Market Trading Risk** is the risk that the Fund faces because its shares are listed on a securities exchange, including the potential lack of an active market for Fund shares, losses from trading in secondary markets, periods of high volatility and disruption in the creation/redemption process of the Fund. ANY OF THESE FACTORS MAY LEAD TO THE FUND’S SHARES TRADING AT A PREMIUM OR DISCOUNT TO NAV.

Trading in Fund shares may be halted due to market conditions or for reasons that, in the view of its listing exchange, make trading in the shares inadvisable. The market prices of Fund shares will generally fluctuate in accordance with changes in its NAV, changes in the relative supply of, and demand for, Fund shares, and changes in the liquidity, or the perceived liquidity, of the Fund’s holdings.

**Concentration Risk** is the risk that, to the extent the Fund’s investments are concentrated in the securities of issuers in a particular region, country, market, industry,

sector or asset class, the Fund may be subject to increased price volatility and may be more susceptible to adverse economic, market, political or regulatory occurrences affecting that region, country, market, industry, sector or asset class.

**Cyber Security and Operational Risk** is the risk that the Fund and its service providers may experience disruptions that arise from breaches in cyber security, human error, processing and communications errors, counterparty or third-party errors, technology or systems failures, any of which may have an adverse impact on the Fund. Failures or breaches of the electronic systems of the Fund, the Investment Adviser, distributor, and other service providers, market makers, index providers, Authorized Participants or the issuers of securities in which the Fund invests have the ability to cause disruptions and negatively impact the Fund’s business operations, potentially resulting in financial losses to the Fund and its shareholders. Among other situations, disruptions (for example, pandemics or health crises) that cause prolonged periods of remote work or significant employee absences at the Fund’s service providers could impact the ability to conduct the Fund’s operations. The Fund and Investment Adviser have limited ability to prevent or mitigate cybersecurity incidents affecting third-party service providers, and such third-party service providers may have limited indemnification obligations to the Fund or Investment Adviser. Issuers of securities in which the Fund invests are also subject to cybersecurity risks, and the value of these securities could decline if the issuers experience cyber-attacks or other cyber-failures.

**Derivatives Risk** is the risk that derivatives may pose risks in addition to and greater than those associated with investing directly in securities, currencies and other instruments, may be illiquid or less liquid, more volatile, more difficult to value and leveraged so that small changes in the value of the underlying instrument may produce disproportionate losses to the Fund. Derivatives are also subject to counterparty risk, which is the risk that the other party to the transaction will not perform its contractual obligations. The use of derivatives is a highly specialized activity that involves investment techniques and risks different from those associated with investments in more traditional securities and instruments.

**Financial Sector Risk** is the risk that the Fund will be impacted by events affecting the financial sector if it invests a relatively large percentage of its assets in that sector,

# FlexShares<sup>®</sup> Morningstar US Market Factor Tilt Index Fund (cont.)

adversely affecting the Fund's performance. The financial sector can be significantly affected by changes in interest rates, government regulation, the rate of corporate and consumer debt defaulted, price competitions and the availability and cost of capital funds, among other factors. The impact of changes in capital requirements and recent or future regulation of any individual financial company, or of the financials sector as a whole, cannot be predicted. In recent years, cyberattacks and technology malfunctions and failures have become increasingly frequent in this sector and have caused significant losses to companies in this sector, which may negatively impact the Fund.

**Securities Lending Risk** is the risk that the Fund may lose money because the borrower of the loaned securities fails to return the securities in a timely manner or at all. The Fund could also lose money in the event of a decline in the value of collateral provided for loaned securities or a decline in the value of any investments made with cash collateral.

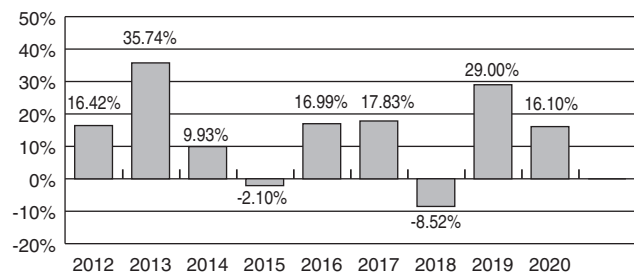
**Valuation Risk** is the risk that the sale price the Fund could receive for a portfolio security may differ from the Fund's valuation of the security, particularly for securities that trade in low volume or volatile markets or that are valued using a fair value methodology. In addition, the value of the securities in the Fund's portfolio may change on days when shareholders will not be able to purchase or sell the Fund's shares. The Fund relies on various sources to calculate its NAV. The information may be provided by third parties that are believed to be reliable, but the information may not be accurate due to errors by such pricing sources, technological issues or otherwise.

**It is possible to lose money on an investment in the Fund. An investment in the Fund is not a deposit of any bank and is not insured or guaranteed by the Federal Deposit Insurance Corporation, any other government agency, or The Northern Trust Company, its affiliates, subsidiaries or any other bank.**

## Fund Performance

The bar chart and table that follow show how the Fund has performed on a calendar year basis and provide an indication of the risks of investing in the Fund. Past performance (before and after taxes) does not necessarily indicate how the Fund will perform in the future. Updated information on the Fund's performance results can be obtained by visiting [flexshares.com](http://flexshares.com).

## Calendar Year Total Returns



**For the periods in the bar chart above:**

Best Quarter (6/30/2020): 22.45%

Worst Quarter (3/31/2020): -26.23%

## Average Annual Total Returns

(for the periods ended December 31, 2020)

	One Year	Five Year	Since Inception of Fund	Inception Date of Fund
Before Taxes	16.10%	13.56%	13.86%	9/16/2011
After Taxes on Distributions	15.52%	13.04%	13.43%	—
After Taxes on Distributions and Sale of Shares	9.70%	10.72%	11.48%	—
Morningstar <sup>®</sup> US Market Factor Tilt Index <sup>SM*</sup>	15.93%	13.64%	14.02%	—

\* Reflects no deduction for fees, expenses or taxes.

After-tax returns are calculated using the historical highest individual federal marginal income tax rates and do not reflect the impact of state and local taxes. Actual after-tax returns depend on an investor's tax situation and may differ from those shown. After-tax returns shown are not relevant to investors who hold shares through tax-deferred arrangements, such as 401(k) plans or individual retirement plans. After-tax returns may exceed the return before taxes due to an assumed tax benefit from realizing a capital loss on a sale of Fund shares.

## Management

**Investment Adviser and Portfolio Managers.** Northern Trust Investments, Inc., a subsidiary of Northern Trust

---

## FlexShares<sup>®</sup> Morningstar US Market Factor Tilt Index Fund (cont.)

---

Corporation, serves as the Investment Adviser of the Fund. Robert Anstine, Brendan Sullivan and Alan Aung, each a Vice President of Northern Trust Investments, Inc., have served as Portfolio Managers of the Fund since October 2013, June 2016 and March 2021, respectively.

### **Purchase and Sale of Fund Shares**

The Fund is an exchange-traded fund (commonly referred to as an “ETF”). Individual Fund shares may only be purchased and sold in the secondary market through a broker-dealer. The price of Fund shares is based on market price, and because ETF shares trade at market prices rather than NAV, shares may trade at a price greater than NAV (a premium) or less than NAV (a discount). An investor may incur costs attributable to the difference between the highest price a buyer is willing to pay to purchase shares of the Fund (bid) and the lowest price a seller is willing to accept for shares of the Fund (ask) when buying or selling shares in the secondary market (“the bid-ask spread”). Recent information, including information about the Fund’s NAV, market price, premiums and discounts, and bid-ask spreads, is included on the Fund’s website at [flexshares.com](http://flexshares.com).

### **Tax Information**

The Fund’s distributions are generally taxable to you as ordinary income, qualified dividends, capital gains, Section 199A dividends, or a combination of the four, unless you are investing through a tax-exempt or tax-deferred arrangement, such as a 401(k) plan or an individual retirement account. Distributions may be taxable upon withdrawal from tax-deferred accounts.

### **Payments to Brokers-Dealers and Other Financial Intermediaries**

If you purchase the Fund through a broker-dealer or other financial intermediary (such as a bank), NTI and its related companies may pay the intermediary for activities related to the marketing and promotion of the Fund. These payments may create a conflict of interest by influencing the broker-dealer or other intermediary and your salesperson to recommend the Fund over another investment. Ask your salesperson or visit your financial intermediary’s website for more information.

# FlexShares<sup>®</sup> Morningstar Developed Markets ex-US Factor Tilt Index Fund

## Investment Objective

The Fund seeks investment results that correspond generally to the price and yield performance, before fees and expenses, of the Morningstar<sup>®</sup> Developed Markets ex-US Factor Tilt Index<sup>SM</sup> (the “Underlying Index”).

## Fees and Expenses of the Fund

This table describes the fees and expenses that you may pay if you buy, hold and sell shares of the Fund. Under the Fund’s Investment Advisory Agreement, the Fund is responsible for the following expenses: interest expenses, brokerage commissions and other trading expenses, fees and expenses of the independent trustees and their independent legal counsel, taxes and other extraordinary costs such as litigation and other expenses not incurred in the ordinary course of business. You will also incur usual and customary brokerage commissions and fees to financial intermediaries when buying or selling shares of the Fund in the secondary market, which are not reflected in the example that follows:

Annual Fund Operating Expenses (expenses that you pay each year as a percentage of the value of your investment)	
Management Fees	0.39%
Distribution (12b-1) Fees	0.00%
Other Expenses	0.01%
Total Annual Fund Operating Expenses	0.40%
Expense Reimbursement <sup>(1)</sup>	-0.01%
Total Annual Fund Operating Expenses After Expense Reimbursement	0.39%

<sup>(1)</sup> Northern Trust Investments, Inc. (“NTI” or the “Investment Adviser”) has contractually agreed to reimburse a portion of the operating expenses of the Fund (other than Acquired Fund Fees and Expenses) to the extent the “Total Annual Fund Operating Expenses” exceed 0.39%. This contractual limitation may not be terminated before March 1, 2022 without the approval of the Fund’s Board of Trustees. The Fund’s Board of Trustees may terminate the contractual agreement at any time if it determines that it is in the best interest of the Fund and its shareholders.

## Example

The following Example is intended to help you compare the cost of investing in the Fund with the cost of investing in other funds. The Example assumes that you invest \$10,000 in the Fund for the time periods indicated and then redeem all of your shares at the end of those periods. The Example also assumes that your investment has a 5%

return each year and that the Fund’s operating expenses remain the same (taking into account the expense reimbursement arrangement for one year). Although your actual costs may be higher or lower, based on these assumptions your costs would be:

1 Year	\$ 37
3 Years	\$124
5 Years	\$220
10 Years	\$501

**Portfolio Turnover.** The Fund pays transaction costs, such as commissions, when it buys and sells securities (or “turns over” its portfolio). A higher portfolio turnover rate may indicate higher transaction costs and may result in higher taxes when Fund shares are held in a taxable account. These costs, which are not reflected in annual fund operating expenses or in the Example, affect the Fund’s performance. Portfolio turnover may vary from year to year, as well as within a year. During the most recent fiscal year, the Fund’s portfolio turnover rate was 21% of the average value of its portfolio.

## Principal Investment Strategies

The Underlying Index is designed to reflect the performance of a selection of companies that, in aggregate, possess greater exposure to size and value factors relative to the Morningstar Developed Markets ex-US Index (the “Parent Index”), a float-adjusted market-capitalization weighted index of companies incorporated in developed-market countries, excluding the U.S. The Underlying Index seeks to achieve increased exposures to size and value factors, or a “factor tilt”, by adjusting the Parent Index’s constituent weights to achieve a slightly greater weight on companies with smaller market capitalizations or lower valuations, as determined by Morningstar, Inc. (the “Index Provider”), pursuant to its index methodology. The Underlying Index is designed to include companies with enhanced risk-return characteristics relative to the broader developed international equity market by featuring size and value risk premiums, which Northern Trust Investments, Inc. (“NTI” or “Investment Adviser”) believes have been historically demonstrated over a full market cycle. As of December 31, 2020, the Underlying Index comprised of 3,279 issues with market capitalizations ranging from \$257.9 million to \$339.8 billion. As of December 31, 2020, the top five coun-

---

## FlexShares<sup>®</sup> Morningstar Developed Markets ex-US Factor Tilt Index Fund (cont.)

---

tries (by weighting) represented in the Underlying Index were Japan (26.6%), Great Britain (14.0%), Canada (9.3%), France (7.2%), and Germany (6.8%). The Underlying Index is governed by published, objective rules for security selection, exclusion, rebalancing and adjustments for corporate actions and is reconstituted on a semi-annual basis and is rebalanced quarterly. The composition of the Underlying Index will change over time.

The Underlying Index of the Fund will be rebalanced or reconstituted as described above under normal market conditions. During periods of market disruption or other abnormal market conditions, the rebalancing or reconstitution of the Fund's Underlying Index may be delayed.

NTI uses a "passive" or indexing approach to try to achieve the Fund's investment objective. Unlike many investment companies, the Fund does not try to "beat" the index it tracks and does not seek temporary defensive positions when markets decline or appear overvalued.

NTI uses a representative sampling strategy to manage the Fund. "Representative sampling" is investing in a representative sample of securities that collectively has an investment profile similar to the Underlying Index. The Fund may or may not hold all of the securities that are included in the Underlying Index. The Fund reserves the right to invest in substantially all of the securities in its Underlying Index in approximately the same proportions (i.e., replication) if NTI determines that it is in the best interest of the Fund.

Under normal circumstances, the Fund will invest at least 80% of its total assets (exclusive of collateral held from securities lending) in the securities of the Underlying Index and in American Depositary Receipts ("ADRs") and Global Depositary Receipts ("GDRs") (collectively "Depositary Receipts") based on the securities in the Underlying Index. The Fund may also invest up to 20% of its assets in cash and cash equivalents, including shares of money market funds advised by NTI or its affiliates, futures contracts, options on futures contracts and forward currency contracts, as well as securities not included in the Underlying Index, but which NTI believes will help the Fund track its Underlying Index.

The Underlying Index is sponsored by the Index Provider, an organization that is independent of the Fund and NTI. The Index Provider determines the composition and rela-

tive weightings of the securities in the Underlying Index and publishes information regarding the market value of the Underlying Index.

The Fund may lend securities representing up to one-third of the value of the Fund's total assets (including the value of the collateral received).

**Industry Concentration Policy.** The Fund will concentrate its investments (i.e., hold 25% or more of its total assets) in a particular industry or group of industries to approximately the same extent that the Underlying Index is concentrated.

### Principal Risks

As with any investment, you could lose all or part of your investment in the Fund, and the Fund's performance could trail that of other investments. The Fund is subject to certain risks, including the principal risks noted below, any of which may adversely affect the Fund's net asset value ("NAV"), trading price, yield, total return and ability to meet its investment objective. Each risk noted below is considered a principal risk of investing in the Fund, regardless of the order in which it appears. The significance of each risk factor below may change over time and you should review each risk factor carefully.

**Equity Securities Risk** is the risk that the values of the equity securities owned by the Fund may be more volatile and underperform other asset classes and the general securities markets.

**Mid and Small Cap Stock Risk** is the risk that stocks of mid-sized and smaller companies may be more volatile than stocks of larger, more established companies, and may lack sufficient market liquidity. Mid-sized and small companies may have limited product lines or financial resources, may be dependent upon a particular niche of the market, or may be dependent upon a small or inexperienced management group. Securities of smaller companies may trade less frequently and in lower volume than the securities of larger companies, which could lead to higher transaction costs. Generally the smaller the company size, the greater the risk.

**Foreign Securities Risk** is the risk that investing in foreign (non-U.S.) securities may result in the Fund experiencing more rapid and extreme changes in value than a fund that invests exclusively in U.S. securities, due to less liquid markets, tariffs and trade disputes and adverse economic,



---

## FlexShares<sup>®</sup> Morningstar Developed Markets ex-US Factor Tilt Index Fund (cont.)

---

political, diplomatic, environmental, financial, and regulatory factors. Foreign governments also may impose limits on investment and repatriation and impose taxes. Any of these events could cause the value of the Fund's investments to decline. To the extent that the Fund's assets are significantly invested in a single country or geographic region, the Fund will be subject to the risks associated with that particular country or region. To the extent that the underlying securities and/or other assets held by the Fund trade on foreign exchanges or in foreign markets that may be closed when the securities exchange on which the Fund's shares trade is open, there are likely to be deviations between the current price of such an underlying security and the last quoted price for the underlying security (i.e., the Fund's quote from the closed foreign market). The impact of a closed foreign market on the Fund is likely to be greater where a large portion of the Fund's underlying securities and/or other assets trade on that closed foreign market or when the foreign market is closed for unscheduled reasons. These deviations could result in premiums or discounts to the Fund's NAV that may be greater than those experienced by other ETFs.

*Currency Risk* is the risk that foreign currencies, securities that trade in or receive revenues in foreign currencies, or derivatives that provide exposure to foreign currencies will fluctuate in value relative to the U.S. dollar, adversely affecting the value of the Fund's investments and its returns. Because the Fund's NAV is determined on the basis of U.S. dollars, and the Fund does not attempt to hedge against changes in the value of non-U.S. currencies, you may lose money if the local currency of a foreign market depreciates against the U.S. dollar, even if the market value of the Fund's holdings appreciates. In addition, fluctuations in the exchange values of currencies could affect the economy or particular business operations of companies in a geographic region in which the Fund invests, causing an adverse impact on the Fund's investments in the affected region.

*Japan Investment Risk* is the risk of investing in securities of Japanese issuers. As of December 31, 2020, the Fund was concentrated in securities of Japanese issuers. The Japanese economy may be subject to considerable degrees of economic, political and social instability, which could negatively impact Japanese issuers. In recent times, Japan's economic growth rate has remained low, and it may remain

low in the future. In addition, Japan is subject to the risk of natural disasters, such as earthquakes, volcanic eruptions, typhoons and tsunamis, which could negatively affect the Fund.

**Financial Sector Risk** is the risk that the Fund will be impacted by events affecting the financial sector if it invests a relatively large percentage of its assets in that sector, adversely affecting the Fund's performance. The financial sector can be significantly affected by changes in interest rates, government regulation, the rate of corporate and consumer debt defaulted, price competitions and the availability and cost of capital funds, among other factors. The impact of changes in capital requirements and recent or future regulation of any individual financial company, or of the financials sector as a whole, cannot be predicted. In recent years, cyberattacks and technology malfunctions and failures have become increasingly frequent in this sector and have caused significant losses to companies in this sector, which may negatively impact the Fund.

**Market Risk** is the risk that the value of the Fund's investments may increase or decrease in response to expected, real or perceived economic, political or financial events in the U.S. or global markets. The frequency and magnitude of such changes in value cannot be predicted. Certain securities and other investments held by the Fund may experience increased volatility, illiquidity, or other potentially adverse effects in response to changing market conditions, inflation, changes in interest rates, lack of liquidity in the bond or equity markets, or volatility in the equity markets. Market disruptions caused by local or regional events such as war, acts of terrorism, the spread of infectious illness (including epidemics and pandemics) or other public health issues, recessions or other events or adverse investor sentiment could have a significant impact on the Fund and its investments and could result in the Fund's shares trading at increased premiums or discounts to the Fund's NAV. An outbreak of COVID-19, a respiratory disease caused by a novel coronavirus, has negatively affected the worldwide economy, the financial health of individual companies and the market in significant and unforeseen ways. The future impact of COVID-19 is currently unknown. The effects to public health, business and market conditions resulting from the COVID-19 pandemic may have a significant negative impact on the performance of the Fund's investments. During periods of market disruption or other

---

## FlexShares<sup>®</sup> Morningstar Developed Markets ex-US Factor Tilt Index Fund (cont.)

---

abnormal market conditions, the Fund's exposure to the risks described elsewhere in this summary will likely increase. Market disruptions, regulatory restrictions or other abnormal market conditions could have an adverse effect on the Fund's ability to adjust its exposure to the required levels in order to track its Underlying Index or cause delays in the Underlying Index's rebalancing or reconstitution schedule. During any such delay, it is possible that the Underlying Index and, in turn, the Fund will deviate from the Underlying Index's stated methodology and therefore experience returns different than those that would have been achieved under a normal rebalancing or reconstitution schedule. Because the Fund is designed to maintain a high level of exposure to its Underlying Index at all times, it will not take any steps to invest defensively or otherwise reduce the risk of loss during market downturns.

Market risk includes the risk that a particular style of investing, such as growth or value, may underperform the market generally. The market value of the securities in which the Fund invests may go up or down in response to the prospects of individual companies, particular sectors or governments and/or general economic conditions throughout the world due to increasingly interconnected global economies and financial markets. As a result, whether or not the Fund invests in securities of issuers located in or with significant exposure to the countries directly affected, the value and liquidity of the Fund's investments may be negatively affected. Securities markets may experience great short-term volatility and may fall sharply at times. Different markets may behave differently from each other and a foreign market may move in the opposite direction from the U.S. market.

Price changes may be temporary or last for extended periods. You could lose money over short periods due to fluctuation in the market prices of the Fund's shares in response to market movements, and over longer periods during market downturns.

**Passive Investment Risk** is the risk that the Fund is not actively managed and NTI does not attempt to take defensive positions in any market conditions, including declining markets.

**Tracking Error Risk** is the risk that the Fund's performance may vary substantially from the performance of the Underlying Index. The Fund's performance may vary from

the performance of the Underlying Index for a number of reasons including that the Fund incurs operating expenses that the Underlying Index does not and that the Fund accepts custom baskets. In addition, the Fund employs a representative sampling strategy, and therefore, may incur tracking error to a greater extent than a fund that seeks to replicate an index. The representative sampling strategy used by NTI may fail to produce the intended results. Tracking error risk may be higher for funds that track a foreign index, or an index that includes foreign securities, because regulatory and reporting requirements may differ from those in the U.S., and there is a heightened risk associated with limited availability and reliability of data used to construct the index.

**Value Investing Risk** is the risk that the Fund's investment in companies whose securities are believed to be undervalued, relative to their underlying profitability, will not appreciate in value as anticipated.

**Authorized Participant Concentration Risk** is the risk that the Fund may be adversely affected because it has a limited number of institutions that act as authorized participants ("Authorized Participants"). Only an Authorized Participant may engage in creation or redemption transactions directly with the Fund and none of those Authorized Participants is obligated to engage in creation and/or redemption transactions. To the extent that these institutions exit the business or are unable to proceed with creation and/or redemption orders with respect to the Fund and no other Authorized Participant is able to step forward to create or redeem Creation Units (as defined below), Fund shares may trade at a discount to NAV and possibly face trading halts and/or delisting. This risk may be heightened because of its investments in non-U.S. securities.

**Calculation Methodology Risk** is the risk that the Underlying Index's calculation methodology or sources of information may not provide an accurate assessment of included issuers or correct valuation of securities, nor is the availability or timeliness of the production of the Index guaranteed. A security included in an Underlying Index may not exhibit the characteristic or provide the specific exposure for which it was selected and consequently a Fund's holdings may not exhibit returns consistent with that characteristic or exposure. Unusual market conditions may cause the provider of the Underlying Index to postpone a scheduled rebalance, which could cause the Underlying Index to vary from its normal or expected composition.

---

## FlexShares<sup>®</sup> Morningstar Developed Markets ex-US Factor Tilt Index Fund (cont.)

---

**Market Trading Risk** is the risk that the Fund faces because its shares are listed on a securities exchange, including the potential lack of an active market for Fund shares, losses from trading in secondary markets, periods of high volatility and disruption in the creation/redemption process of the Fund. ANY OF THESE FACTORS MAY LEAD TO THE FUND'S SHARES TRADING AT A PREMIUM OR DISCOUNT TO NAV.

Trading in Fund shares may be halted due to market conditions or for reasons that, in the view of its listing exchange, make trading in the shares inadvisable. The market prices of Fund shares will generally fluctuate in accordance with changes in its NAV, changes in the relative supply of, and demand for, Fund shares, and changes in the liquidity, or the perceived liquidity, of the Fund's holdings.

**Concentration Risk** is the risk that, to the extent the Fund's investments are concentrated in the securities of issuers in a particular region, country, market, industry, sector or asset class, the Fund may be subject to increased price volatility and may be more susceptible to adverse economic, market, political or regulatory occurrences affecting that region, country, market, industry, sector or asset class.

**Cyber Security and Operational Risk** is the risk that the Fund and its service providers may experience disruptions that arise from breaches in cyber security, human error, processing and communications errors, counterparty or third-party errors, technology or systems failures, any of which may have an adverse impact on the Fund. Failures or breaches of the electronic systems of the Fund, the Investment Adviser, distributor, and other service providers, market makers, index providers, Authorized Participants or the issuers of securities in which the Fund invests have the ability to cause disruptions and negatively impact the Fund's business operations, potentially resulting in financial losses to the Fund and its shareholders. Among other situations, disruptions (for example, pandemics or health crises) that cause prolonged periods of remote work or significant employee absences at the Fund's service providers could impact the ability to conduct the Fund's operations. The Fund and Investment Adviser have limited ability to prevent or mitigate cybersecurity incidents affecting third-party service providers, and such third-party service providers may have limited indemnification obligations to the Fund or Investment Adviser. Issuers of securities in

which the Fund invests are also subject to cybersecurity risks, and the value of these securities could decline if the issuers experience cyber-attacks or other cyber-failures.

**Derivatives Risk** is the risk that derivatives may pose risks in addition to and greater than those associated with investing directly in securities, currencies and other instruments, may be illiquid or less liquid, more volatile, more difficult to value and leveraged so that small changes in the value of the underlying instrument may produce disproportionate losses to the Fund. Derivatives are also subject to counterparty risk, which is the risk that the other party to the transaction will not perform its contractual obligations. The use of derivatives is a highly specialized activity that involves investment techniques and risks different from those associated with investments in more traditional securities and instruments.

**Securities Lending Risk** is the risk that the Fund may lose money because the borrower of the loaned securities fails to return the securities in a timely manner or at all. The Fund could also lose money in the event of a decline in the value of collateral provided for loaned securities or a decline in the value of any investments made with cash collateral.

**Valuation Risk** is the risk that the sale price the Fund could receive for a portfolio security may differ from the Fund's valuation of the security, particularly for securities that trade in low volume or volatile markets or that are valued using a fair value methodology. In addition, the value of the securities in the Fund's portfolio may change on days when shareholders will not be able to purchase or sell the Fund's shares. The Fund relies on various sources to calculate its NAV. The information may be provided by third parties that are believed to be reliable, but the information may not be accurate due to errors by such pricing sources, technological issues or otherwise.

**It is possible to lose money on an investment in the Fund. An investment in the Fund is not a deposit of any bank and is not insured or guaranteed by the Federal Deposit Insurance Corporation, any other government agency, or The Northern Trust Company, its affiliates, subsidiaries or any other bank.**

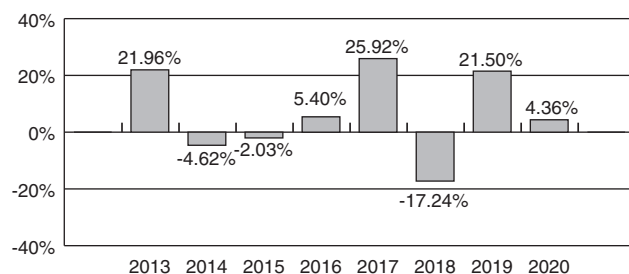
### Fund Performance

The bar chart and table that follow show how the Fund has performed on a calendar year basis and provide an indica-

# FlexShares<sup>®</sup> Morningstar Developed Markets ex-US Factor Tilt Index Fund (cont.)

tion of the risks of investing in the Fund. Past performance (before and after taxes) does not necessarily indicate how the Fund will perform in the future. Updated information on the Fund's performance results can be obtained by visiting [flexshares.com](http://flexshares.com).

## Calendar Year Total Returns



For the periods in the bar chart above:

Best Quarter (12/31/2020): 18.86%

Worst Quarter (3/31/2020): -27.56%

## Average Annual Total Returns

(for the periods ended December 31, 2020)

	One Year	Five Year	Since Inception of Fund	Inception Date of Fund
Before Taxes	4.36%	6.85%	6.23%	9/25/2012
After Taxes on Distributions	3.81%	6.08%	5.61%	—
After Taxes on Distributions and Sale of Shares	2.92%	5.24%	4.90%	—
Morningstar <sup>®</sup> Developed Markets ex-US Factor Tilt Index <sup>SM*</sup>	4.39%	6.87%	6.34%	—

\* Reflects no deduction for fees, expenses or taxes.

After-tax returns are calculated using the historical highest individual federal marginal income tax rates and do not reflect the impact of state and local taxes. Actual after-tax returns depend on an investor's tax situation and may differ from those shown. After-tax returns shown are not relevant to investors who hold shares through tax-deferred arrangements, such as 401(k) plans or individual retirement plans. After-tax returns may exceed the return before

taxes due to an assumed tax benefit from realizing a capital loss on a sale of Fund shares.

## Management

**Investment Adviser and Portfolio Managers.** Northern Trust Investments, Inc., a subsidiary of Northern Trust Corporation, serves as the Investment Adviser of the Fund. Robert Anstine, Brendan Sullivan and Basit Amin, each a Vice President of Northern Trust Investments, Inc., have served as Portfolio Managers of the Fund since October 2013, June 2016 and March 2021, respectively.

## Purchase and Sale of Fund Shares

The Fund is an exchange-traded fund (commonly referred to as an "ETF"). Individual Fund shares may only be purchased and sold in the secondary market through a broker-dealer. The price of Fund shares is based on market price, and because ETF shares trade at market prices rather than NAV, shares may trade at a price greater than NAV (a premium) or less than NAV (a discount). An investor may incur costs attributable to the difference between the highest price a buyer is willing to pay to purchase shares of the Fund (bid) and the lowest price a seller is willing to accept for shares of the Fund (ask) when buying or selling shares in the secondary market ("the bid-ask spread"). Recent information, including information about the Fund's NAV, market price, premiums and discounts, and bid-ask spreads, is included on the Fund's website at [flexshares.com](http://flexshares.com).

## Tax Information

The Fund's distributions are generally taxable to you as ordinary income, qualified dividends, capital gains, or a combination of the three, unless you are investing through a tax-exempt or tax-deferred arrangement, such as a 401(k) plan or an individual retirement account. Distributions may be taxable upon withdrawal from tax-deferred accounts.

## Payments to Brokers-Dealers and Other Financial Intermediaries

If you purchase the Fund through a broker-dealer or other financial intermediary (such as a bank), NTI and its related companies may pay the intermediary for activities related to the marketing and promotion of the Fund. These payments may create a conflict of interest by influencing the

---

## FlexShares<sup>®</sup> Morningstar Developed Markets ex-US Factor Tilt Index Fund (cont.)

---

broker-dealer or other intermediary and your salesperson to recommend the Fund over another investment. Ask your salesperson or visit your financial intermediary's website for more information.



# FlexShares<sup>®</sup> Morningstar Emerging Markets Factor Tilt Index Fund

## Investment Objective

The Fund seeks investment results that correspond generally to the price and yield performance, before fees and expenses, of the Morningstar<sup>®</sup> Emerging Markets Factor Tilt Index<sup>SM</sup> (the “Underlying Index”).

## Fees and Expenses of the Fund

This table describes the fees and expenses that you may pay if you buy, hold and sell shares of the Fund. Under the Fund’s Investment Advisory Agreement, the Fund is responsible for the following expenses: interest expenses, brokerage commissions and other trading expenses, fees and expenses of the independent trustees and their independent legal counsel, taxes and other extraordinary costs such as litigation and other expenses not incurred in the ordinary course of business. You will also incur usual and customary brokerage commissions and fees to financial intermediaries when buying or selling shares of the Fund in the secondary market, which are not reflected in the example that follows:

Annual Fund Operating Expenses (expenses that you pay each year as a percentage of the value of your investment)	
Management Fees	0.59%
Distribution (12b-1) Fees	0.00%
Other Expenses	0.01%
Total Annual Fund Operating Expenses	0.60%
Expense Reimbursement <sup>(1)</sup>	-0.01%
Total Annual Fund Operating Expenses After Expense Reimbursement	0.59%

<sup>(1)</sup> Northern Trust Investments, Inc. (“NTI” or the “Investment Adviser”) has contractually agreed to reimburse a portion of the operating expenses of the Fund (other than Acquired Fund Fees and Expenses) to the extent the “Total Annual Fund Operating Expenses” exceed 0.59%. This contractual limitation may not be terminated before March 1, 2022 without the approval of the Fund’s Board of Trustees. The Fund’s Board of Trustees may terminate the contractual agreement at any time if it determines that it is in the best interest of the Fund and its shareholders.

## Example

The following Example is intended to help you compare the cost of investing in the Fund with the cost of investing in other funds. The Example assumes that you invest \$10,000 in the Fund for the time periods indicated and then redeem all of your shares at the end of those periods. The Example also assumes that your investment has a 5%

return each year and that the Fund’s operating expenses remain the same (taking into account the expense reimbursement arrangement for one year). Although your actual costs may be higher or lower, based on these assumptions your costs would be:

1 Year	\$ 60
3 Years	\$ 191
5 Years	\$ 334
10 Years	\$ 749

**Portfolio Turnover.** The Fund pays transaction costs, such as commissions, when it buys and sells securities (or “turns over” its portfolio). A higher portfolio turnover rate may indicate higher transaction costs and may result in higher taxes when Fund shares are held in a taxable account. These costs, which are not reflected in annual fund operating expenses or in the Example, affect the Fund’s performance. Portfolio turnover may vary from year to year, as well as within a year. During the most recent fiscal year, the Fund’s portfolio turnover rate was 41% of the average value of its portfolio.

## Principal Investment Strategies

The Underlying Index is designed to reflect the performance of a selection of companies that, in aggregate, possess greater exposure to size and value factors relative to the Morningstar Emerging Markets Index (the “Parent Index”), a float-adjusted market-capitalization weighted index of companies incorporated in emerging-market countries. The Underlying Index seeks to achieve increased exposures to size and value factors, or a “factor tilt”, by adjusting the Parent Index’s constituent weights to achieve a slightly greater weight on companies with smaller market capitalizations or lower valuations, as determined by Morningstar, Inc. (the “Index Provider”), pursuant to its index methodology. The Underlying Index is designed to include companies with enhanced risk-return characteristics relative to the broader emerging equity market by featuring size and value risk premiums, which Northern Trust Investments, Inc. (“NTI” or “Investment Adviser”) believes have been historically demonstrated over a full market cycle. As of December 31, 2020, the Underlying Index comprised of 2,943 issues with market capitalizations ranging from \$89.3 million to \$1.9 trillion. As of December 31, 2020, the top five countries (by weighting) represented in the Under-

---

# FlexShares<sup>®</sup> Morningstar Emerging Markets Factor Tilt Index Fund (cont.)

---

lying Index were China (29.8%), South Korea (16.0%), Taiwan (12.1%), India (8.2%), and Brazil (5.1%). The Underlying Index is governed by published, objective rules for security selection, exclusion, rebalancing and adjustments for corporate actions and is reconstituted on a semi-annual basis and is rebalanced quarterly. The composition of the Underlying Index will change over time.

The Underlying Index of the Fund will be rebalanced or reconstituted as described above under normal market conditions. During periods of market disruption or other abnormal market conditions, the rebalancing or reconstitution of the Fund's Underlying Index may be delayed.

NTI uses a "passive" or indexing approach to try to achieve the Fund's investment objective. Unlike many investment companies, the Fund does not try to "beat" the index it tracks and does not seek temporary defensive positions when markets decline or appear overvalued.

NTI uses a representative sampling strategy to manage the Fund. "Representative sampling" is investing in a representative sample of securities that collectively has an investment profile similar to the Underlying Index. The Fund may or may not hold all of the securities that are included in the Underlying Index. The Fund reserves the right to invest in substantially all of the securities in its Underlying Index in approximately the same proportions (i.e., replication) if NTI determines that it is in the best interest of the Fund.

Under normal circumstances, the Fund will invest at least 80% of its total assets (exclusive of collateral held from securities lending) in the securities of the Underlying Index and in American Depositary Receipts ("ADRs") and Global Depositary Receipts ("GDRs") (collectively "Depositary Receipts") based on the securities in the Underlying Index. The Fund may also invest up to 20% of its assets in cash and cash equivalents, including shares of money market funds advised by NTI or its affiliates, futures contracts, options on futures contracts and forward currency contracts, as well as securities not included in the Underlying Index, but which NTI believes will help the Fund track its Underlying Index.

The Underlying Index is sponsored by the Index Provider, an organization that is independent of the Fund and NTI. The Index Provider determines the composition and relative weightings of the securities in the Underlying Index and publishes information regarding the market value of the Underlying Index.

The Fund may lend securities representing up to one-third of the value of the Fund's total assets (including the value of the collateral received).

**Industry Concentration Policy.** The Fund will concentrate its investments (i.e., hold 25% or more of its total assets) in a particular industry or group of industries to approximately the same extent that the Underlying Index is concentrated.

## Principal Risks

As with any investment, you could lose all or part of your investment in the Fund, and the Fund's performance could trail that of other investments. The Fund is subject to certain risks, including the principal risks noted below, any of which may adversely affect the Fund's net asset value ("NAV"), trading price, yield, total return and ability to meet its investment objective. Each risk noted below is considered a principal risk of investing in the Fund, regardless of the order in which it appears. The significance of each risk factor below may change over time and you should review each risk factor carefully.

**Equity Securities Risk** is the risk that the values of the equity securities owned by the Fund may be more volatile and underperform other asset classes and the general securities markets.

**Mid and Small Cap Stock Risk** is the risk that stocks of mid-sized and smaller companies may be more volatile than stocks of larger, more established companies, and may lack sufficient market liquidity. Mid-sized and small companies may have limited product lines or financial resources, may be dependent upon a particular niche of the market, or may be dependent upon a small or inexperienced management group. Securities of smaller companies may trade less frequently and in lower volume than the securities of larger companies, which could lead to higher transaction costs. Generally the smaller the company size, the greater the risk.

**Emerging Markets Risk** is the risk that markets of emerging market countries are less developed and less liquid, subject to greater price volatility, subject to less uniform or robust accounting, securities valuation and reporting requirements, and generally subject to increased economic, political, regulatory and other uncertainties than more developed markets.

**Foreign Securities Risk** is the risk that investing in foreign (non-U.S.) securities may result in the Fund experiencing more rapid and extreme changes in value than a fund that

---

## FlexShares<sup>®</sup> Morningstar Emerging Markets Factor Tilt Index Fund (cont.)

---

invests exclusively in U.S. securities, due to less liquid markets, tariffs and trade disputes and adverse economic, political, diplomatic, environmental, financial, and regulatory factors. Foreign governments also may impose limits on investment and repatriation and impose taxes. Any of these events could cause the value of the Fund's investments to decline. To the extent that the Fund's assets are significantly invested in a single country or geographic region, the Fund will be subject to the risks associated with that particular country or region. To the extent that the underlying securities and/or other assets held by the Fund trade on foreign exchanges or in foreign markets that may be closed when the securities exchange on which the Fund's shares trade is open, there are likely to be deviations between the current price of such an underlying security and the last quoted price for the underlying security (i.e., the Fund's quote from the closed foreign market). The impact of a closed foreign market on the Fund is likely to be greater where a large portion of the Fund's underlying securities and/or other assets trade on that closed foreign market or when the foreign market is closed for unscheduled reasons. These deviations could result in premiums or discounts to the Fund's NAV that may be greater than those experienced by other ETFs.

*Currency Risk* is the risk that foreign currencies, securities that trade in or receive revenues in foreign currencies, or derivatives that provide exposure to foreign currencies will fluctuate in value relative to the U.S. dollar, adversely affecting the value of the Fund's investments and its returns. Because the Fund's NAV is determined on the basis of U.S. dollars, and the Fund does not attempt to hedge against changes in the value of non-U.S. currencies, you may lose money if the local currency of a foreign market depreciates against the U.S. dollar, even if the market value of the Fund's holdings appreciates. In addition, fluctuations in the exchange values of currencies could affect the economy or particular business operations of companies in a geographic region in which the Fund invests, causing an adverse impact on the Fund's investments in the affected region.

*China Investment Risk* is the risk of investing in securities of Chinese issuers. As of December 31, 2020, the Fund was concentrated in securities of Chinese issuers. The Chinese economy may be subject to considerable degrees of economic, political and social instability. China is an emerging

market and demonstrates significantly higher volatility from time to time in comparison to developed markets. Despite recent reforms of economic and market practices, Chinese markets generally continue to experience inefficiency, volatility, currency fluctuations and pricing anomalies resulting from governmental influence, a lack of publicly available information and/or political and social instability. The Chinese economy is export-driven and highly reliant on trade. Adverse changes to the economic conditions of its primary trading partners, such as the United States, Japan and South Korea, would adversely impact the Chinese economy. Reduced spending on Chinese products and services or institution of tariffs or other trade barriers by China's key trading partners may also have an adverse impact on the Chinese economy. In addition, China has experienced outbreaks of infectious illnesses and the country may be subject to similar public health threats in the future. These or similar outbreaks could reduce consumer demand or economic output, result in market closures, travel restrictions or quarantines, and generally have a significant impact on the Chinese economy, which in turn could adversely affect the Fund's investments.

**Financial Sector Risk** is the risk that the Fund will be impacted by events affecting the financial sector if it invests a relatively large percentage of its assets in that sector, adversely affecting the Fund's performance. The financial sector can be significantly affected by changes in interest rates, government regulation, the rate of corporate and consumer debt defaulted, price competitions and the availability and cost of capital funds, among other factors. The impact of changes in capital requirements and recent or future regulation of any individual financial company, or of the financials sector as a whole, cannot be predicted. In recent years, cyberattacks and technology malfunctions and failures have become increasingly frequent in this sector and have caused significant losses to companies in this sector, which may negatively impact the Fund.

**Market Risk** is the risk that the value of the Fund's investments may increase or decrease in response to expected, real or perceived economic, political or financial events in the U.S. or global markets. The frequency and magnitude of such changes in value cannot be predicted. Certain securities and other investments held by the Fund may experience increased volatility, illiquidity, or other potentially

---

## FlexShares<sup>®</sup> Morningstar Emerging Markets Factor Tilt Index Fund (cont.)

---

adverse effects in response to changing market conditions, inflation, changes in interest rates, lack of liquidity in the bond or equity markets, or volatility in the equity markets. Market disruptions caused by local or regional events such as war, acts of terrorism, the spread of infectious illness (including epidemics and pandemics) or other public health issues, recessions or other events or adverse investor sentiment could have a significant impact on the Fund and its investments and could result in the Fund's shares trading at increased premiums or discounts to the Fund's NAV. An outbreak of COVID-19, a respiratory disease caused by a novel coronavirus, has negatively affected the worldwide economy, the financial health of individual companies and the market in significant and unforeseen ways. The future impact of COVID-19 is currently unknown. The effects to public health, business and market conditions resulting from the COVID-19 pandemic may have a significant negative impact on the performance of the Fund's investments. During periods of market disruption or other abnormal market conditions, the Fund's exposure to the risks described elsewhere in this summary will likely increase. Market disruptions, regulatory restrictions or other abnormal market conditions could have an adverse effect on the Fund's ability to adjust its exposure to the required levels in order to track its Underlying Index or cause delays in the Underlying Index's rebalancing or reconstitution schedule. During any such delay, it is possible that the Underlying Index and, in turn, the Fund will deviate from the Underlying Index's stated methodology and therefore experience returns different than those that would have been achieved under a normal rebalancing or reconstitution schedule. Because the Fund is designed to maintain a high level of exposure to its Underlying Index at all times, it will not take any steps to invest defensively or otherwise reduce the risk of loss during market downturns.

Market risk includes the risk that a particular style of investing, such as growth or value, may underperform the market generally. The market value of the securities in which the Fund invests may go up or down in response to the prospects of individual companies, particular sectors or governments and/or general economic conditions throughout the world due to increasingly interconnected global economies and financial markets. As a result, whether or not the Fund invests in securities of issuers located in or with significant exposure to the countries directly affected,

the value and liquidity of the Fund's investments may be negatively affected. Securities markets may experience great short-term volatility and may fall sharply at times. Different markets may behave differently from each other and a foreign market may move in the opposite direction from the U.S. market.

Price changes may be temporary or last for extended periods. You could lose money over short periods due to fluctuation in the market prices of the Fund's shares in response to market movements, and over longer periods during market downturns.

**Passive Investment Risk** is the risk that the Fund is not actively managed and NTI does not attempt to take defensive positions in any market conditions, including declining markets.

**Tracking Error Risk** is the risk that the Fund's performance may vary substantially from the performance of the Underlying Index. The Fund's performance may vary from the performance of the Underlying Index for a number of reasons including that the Fund incurs operating expenses that the Underlying Index does not and that the Fund accepts custom baskets. In addition, the Fund employs a representative sampling strategy, and therefore, may incur tracking error to a greater extent than a fund that seeks to replicate an index. The representative sampling strategy used by NTI may fail to produce the intended results. Tracking error risk may be higher for funds that track a foreign index, or an index that includes foreign securities, because regulatory and reporting requirements may differ from those in the U.S., and there is a heightened risk associated with limited availability and reliability of data used to construct the index.

**Value Investing Risk** is the risk that the Fund's investment in companies whose securities are believed to be undervalued, relative to their underlying profitability, will not appreciate in value as anticipated.

**Authorized Participant Concentration Risk** is the risk that the Fund may be adversely affected because it has a limited number of institutions that act as authorized participants ("Authorized Participants"). Only an Authorized Participant may engage in creation or redemption transactions directly with the Fund and none of those Authorized Participants is obligated to engage in creation and/or redemption transactions. To the extent that these institutions exit



---

# FlexShares<sup>®</sup> Morningstar Emerging Markets Factor Tilt Index Fund (cont.)

---

the business or are unable to proceed with creation and/or redemption orders with respect to the Fund and no other Authorized Participant is able to step forward to create or redeem Creation Units (as defined below), Fund shares may trade at a discount to NAV and possibly face trading halts and/or delisting. This risk may be heightened because of its investments in non-U.S. securities.

**Calculation Methodology Risk** is the risk that the Underlying Index's calculation methodology or sources of information may not provide an accurate assessment of included issuers or correct valuation of securities, nor is the availability or timeliness of the production of the Index guaranteed. A security included in an Underlying Index may not exhibit the characteristic or provide the specific exposure for which it was selected and consequently a Fund's holdings may not exhibit returns consistent with that characteristic or exposure. Unusual market conditions may cause the provider of the Underlying Index to postpone a scheduled rebalance, which could cause the Underlying Index to vary from its normal or expected composition.

**Market Trading Risk** is the risk that the Fund faces because its shares are listed on a securities exchange, including the potential lack of an active market for Fund shares, losses from trading in secondary markets, periods of high volatility and disruption in the creation/redemption process of the Fund. ANY OF THESE FACTORS MAY LEAD TO THE FUND'S SHARES TRADING AT A PREMIUM OR DISCOUNT TO NAV.

Trading in Fund shares may be halted due to market conditions or for reasons that, in the view of its listing exchange, make trading in the shares inadvisable. The market prices of Fund shares will generally fluctuate in accordance with changes in its NAV, changes in the relative supply of, and demand for, Fund shares, and changes in the liquidity, or the perceived liquidity, of the Fund's holdings.

**Concentration Risk** is the risk that, to the extent the Fund's investments are concentrated in the securities of issuers in a particular region, country, market, industry, sector or asset class, the Fund may be subject to increased price volatility and may be more susceptible to adverse economic, market, political or regulatory occurrences affecting that region, country, market, industry, sector or asset class.

**Cyber Security and Operational Risk** is the risk that the Fund and its service providers may experience disruptions that arise from breaches in cyber security, human error,

processing and communications errors, counterparty or third-party errors, technology or systems failures, any of which may have an adverse impact on the Fund. Failures or breaches of the electronic systems of the Fund, the Investment Adviser, distributor, and other service providers, market makers, index providers, Authorized Participants or the issuers of securities in which the Fund invests have the ability to cause disruptions and negatively impact the Fund's business operations, potentially resulting in financial losses to the Fund and its shareholders. Among other situations, disruptions (for example, pandemics or health crises) that cause prolonged periods of remote work or significant employee absences at the Fund's service providers could impact the ability to conduct the Fund's operations. The Fund and Investment Adviser have limited ability to prevent or mitigate cybersecurity incidents affecting third-party service providers, and such third-party service providers may have limited indemnification obligations to the Fund or Investment Adviser. Issuers of securities in which the Fund invests are also subject to cybersecurity risks, and the value of these securities could decline if the issuers experience cyber-attacks or other cyber-failures.

**Derivatives Risk** is the risk that derivatives may pose risks in addition to and greater than those associated with investing directly in securities, currencies and other instruments, may be illiquid or less liquid, more volatile, more difficult to value and leveraged so that small changes in the value of the underlying instrument may produce disproportionate losses to the Fund. Derivatives are also subject to counterparty risk, which is the risk that the other party to the transaction will not perform its contractual obligations. The use of derivatives is a highly specialized activity that involves investment techniques and risks different from those associated with investments in more traditional securities and instruments.

**Securities Lending Risk** is the risk that the Fund may lose money because the borrower of the loaned securities fails to return the securities in a timely manner or at all. The Fund could also lose money in the event of a decline in the value of collateral provided for loaned securities or a decline in the value of any investments made with cash collateral.

**Valuation Risk** is the risk that the sale price the Fund could receive for a portfolio security may differ from the Fund's valuation of the security, particularly for securities that



# FlexShares® Morningstar Emerging Markets Factor Tilt Index Fund (cont.)

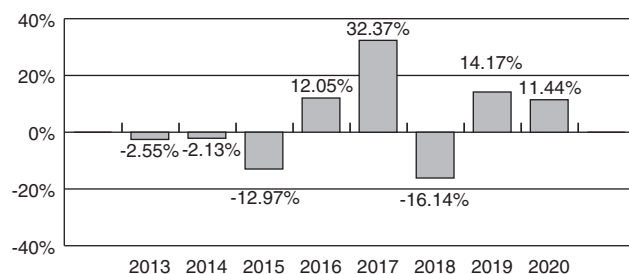
trade in low volume or volatile markets or that are valued using a fair value methodology. In addition, the value of the securities in the Fund's portfolio may change on days when shareholders will not be able to purchase or sell the Fund's shares. The Fund relies on various sources to calculate its NAV. The information may be provided by third parties that are believed to be reliable, but the information may not be accurate due to errors by such pricing sources, technological issues or otherwise.

**It is possible to lose money on an investment in the Fund. An investment in the Fund is not a deposit of any bank and is not insured or guaranteed by the Federal Deposit Insurance Corporation, any other government agency, or The Northern Trust Company, its affiliates, subsidiaries or any other bank.**

## Fund Performance

The bar chart and table that follow show how the Fund has performed on a calendar year basis and provide an indication of the risks of investing in the Fund. Past performance (before and after taxes) does not necessarily indicate how the Fund will perform in the future. Updated information on the Fund's performance results can be obtained by visiting [flexshares.com](http://flexshares.com).

### Calendar Year Total Returns



**For the periods in the bar chart above:**

Best Quarter (12/31/2020): 22.97%

Worst Quarter (3/31/2020): -27.43%

### Average Annual Total Returns

(for the periods ended December 31, 2020)

	One Year	Five Year	Since Inception of Fund	Inception Date of Fund
Before Taxes	11.44%	9.62%	4.07%	9/25/2012
After Taxes on Distributions	10.97%	9.00%	3.59%	—
After Taxes on Distributions and Sale of Shares	7.21%	7.57%	3.15%	—
Morningstar® Emerging Markets Factor Tilt Index <sup>SM*</sup>	12.25%	10.40%	4.78%	—

\* Reflects no deduction for fees, expenses or taxes.

After-tax returns are calculated using the historical highest individual federal marginal income tax rates and do not reflect the impact of state and local taxes. Actual after-tax returns depend on an investor's tax situation and may differ from those shown. After-tax returns shown are not relevant to investors who hold shares through tax-deferred arrangements, such as 401(k) plans or individual retirement plans. After-tax returns may exceed the return before taxes due to an assumed tax benefit from realizing a capital loss on a sale of Fund shares.

## Management

**Investment Adviser and Portfolio Managers.** Northern Trust Investments, Inc., a subsidiary of Northern Trust Corporation, serves as the Investment Adviser of the Fund. Robert Anstine, Brendan Sullivan and Basit Amin, each a Vice President of Northern Trust Investments, Inc., have served as Portfolio Managers of the Fund since October 2013, June 2016 and March 2021, respectively.

## Purchase and Sale of Fund Shares

The Fund is an exchange-traded fund (commonly referred to as an "ETF"). Individual Fund shares may only be purchased and sold in the secondary market through a broker-dealer. The price of Fund shares is based on market price, and because ETF shares trade at market prices rather than NAV, shares may trade at a price greater than NAV (a premium) or less than NAV (a discount). An investor may

---

## FlexShares<sup>®</sup> Morningstar Emerging Markets Factor Tilt Index Fund (cont.)

---

incur costs attributable to the difference between the highest price a buyer is willing to pay to purchase shares of the Fund (bid) and the lowest price a seller is willing to accept for shares of the Fund (ask) when buying or selling shares in the secondary market (“the bid-ask spread”). Recent information, including information about the Fund’s NAV, market price, premiums and discounts, and bid-ask spreads, is included on the Fund’s website at [flexshares.com](http://flexshares.com).

### **Tax Information**

The Fund’s distributions are generally taxable to you as ordinary income, qualified dividends, capital gains, or a combination of the three, unless you are investing through a tax-exempt or tax-deferred arrangement, such as a 401(k) plan or an individual retirement account. Distributions may be taxable upon withdrawal from tax-deferred accounts.

### **Payments to Brokers-Dealers and Other Financial Intermediaries**

If you purchase the Fund through a broker-dealer or other financial intermediary (such as a bank), NTI and its related companies may pay the intermediary for activities related to the marketing and promotion of the Fund. These payments may create a conflict of interest by influencing the broker-dealer or other intermediary and your salesperson to recommend the Fund over another investment. Ask your salesperson or visit your financial intermediary’s website for more information.

# FlexShares<sup>®</sup> US Quality Large Cap Index Fund

## Investment Objective

The Fund seeks investment results that correspond generally to the price and yield performance, before fees and expenses, of the Northern Trust Quality Large Cap Index<sup>SM</sup> (the “Underlying Index”).

## Fees and Expenses of the Fund

This table describes the fees and expenses that you may pay if you buy, hold and sell shares of the Fund. Under the Fund’s Investment Advisory Agreement, the Fund is responsible for the following other expenses: interest expenses, brokerage commissions and other trading expenses, fees and expenses of the independent trustees and their independent legal counsel, taxes and other extraordinary costs such as litigation and other expenses not incurred in the ordinary course of business. You will also incur usual and customary brokerage commissions and fees to financial intermediaries when buying or selling shares of the Fund in the secondary market, which are not reflected in the example that follows:

Annual Fund Operating Expenses (expenses that you pay each year as a percentage of the value of your investment)	
Management Fees	0.32%
Distribution (12b-1) Fees	0.00%
Other Expenses	0.01%
Total Annual Fund Operating Expenses	0.33%
Expense Reimbursement <sup>(1)</sup>	-0.01%
Total Annual Fund Operating Expenses After Expense Reimbursement	0.32%

<sup>(1)</sup> Northern Trust Investments, Inc. (“NTI” or the “Investment Adviser”) has contractually agreed to reimburse a portion of the operating expenses of the Fund (other than Acquired Fund Fees and Expenses) to the extent the “Total Annual Fund Operating Expenses” exceed 0.32%. This contractual limitation may not be terminated before March 1, 2022 without the approval of the Fund’s Board of Trustees. The Fund’s Board of Trustees may terminate the contractual agreement at any time if it determines that it is in the best interest of the Fund and its shareholders.

## Example

The following Example is intended to help you compare the cost of investing in the Fund with the cost of investing in other funds. The Example assumes that you invest \$10,000 in the Fund for the time periods indicated and then redeem all of your shares at the end of those periods. The Example also assumes that your investment has a 5%

return each year and that the Fund’s operating expenses remain the same (taking into account the expense reimbursement arrangement for one year). Although your actual costs may be higher or lower, based on these assumptions your costs would be:

1 Year	\$ 33
3 Years	\$105
5 Years	\$184
10 Years	\$ 417

**Portfolio Turnover.** The Fund pays transaction costs, such as commissions, when it buys and sells securities (or “turns over” its portfolio). A higher portfolio turnover rate may indicate higher transaction costs and may result in higher taxes when Fund shares are held in a taxable account. These costs, which are not reflected in annual fund operating expenses or in the Example, affect the Fund’s performance. Portfolio turnover may vary from year to year, as well as within a year. During the most recent fiscal year, the Fund’s portfolio turnover rate was 48% of the average value of its portfolio.

## Principal Investment Strategies

The Underlying Index is designed to reflect the performance of a selection of companies that, in aggregate, possess greater exposure to quality, value and momentum factors relative to a universe of publicly-traded U.S. large-capitalization equity securities. This universe (the “Starting Universe”) is comprised of the 600 largest companies in the Northern Trust 1250 Index, a float-adjusted market-capitalization weighted index of U.S. domiciled companies. The Underlying Index is designed to include companies with enhanced risk-return characteristics relative to the broader U.S. large-cap equity market by featuring quality, value and momentum risk premiums, which Northern Trust Investments, Inc. (“NTI” or “Investment Adviser”) believes have been historically demonstrated over a full market cycle.

To derive the Underlying Index, NTI, acting in its capacity as index provider (the “Index Provider”), ranks all constituents of the Starting Universe using a Northern Trust proprietary blended multi-factor score. This score is designed to measure companies based on the quantitative assessment of their respective (a) quality (i.e., a factor that seeks to identify companies that exhibit financial strength

---

## FlexShares<sup>®</sup> US Quality Large Cap Index Fund (cont.)

---

and stability relative to the Starting Universe; (b) value (i.e., a factor reflecting the current worth a company relative to its own historical value, book value or valuation versus peers); and (c) momentum (i.e., a factor that reflects market sentiment and changes in security price over a given time period). The Index Provider then uses an optimization process to select and weight eligible securities in order to maximize the overall blended multi-factor score relative to the Starting Universe. The optimization also includes sector, industry group and single-security weight constraints so that these index characteristics vary within acceptable bands relative to the Starting Universe. The Underlying Index is governed by published, objective rules for security selection, exclusion, rebalancing and adjustments for corporate actions. The Underlying Index is reconstituted on a quarterly basis. As of December 31, 2020, the Underlying Index was comprised of 153 securities with a market capitalization ranging from \$7.6 billion to \$2.3 trillion. The composition of the Underlying Index will change over time.

The Underlying Index of the Fund will be rebalanced or reconstituted as described above under normal market conditions. During periods of market disruption or other abnormal market conditions, the rebalancing or reconstitution of the Fund's Underlying Index may be delayed.

NTI uses a "passive" or indexing approach to try to achieve the Fund's investment objective. Unlike many investment companies, the Fund does not try to "beat" the index it tracks and does not seek temporary defensive positions when markets decline or appear overvalued. In addition to tracking the performance of the Underlying Index, the Investment Adviser seeks to minimize portfolio turnover and tax inefficiencies.

NTI uses a representative sampling strategy to manage the Fund. "Representative sampling" is investing in a representative sample of securities that collectively has an investment profile similar to the Underlying Index. The Fund may or may not hold all of the securities that are included in the Underlying Index. The Fund reserves the right to invest in substantially all of the securities in its Underlying Index in approximately the same proportions (i.e., replication) if NTI determines that it is in the best interest of the Fund.

The Fund generally will invest under normal circumstances at least 80% of its total assets (exclusive of collateral held from securities lending) in the securities of its Underlying

Index. The Fund may also invest up to 20% of its assets in cash and cash equivalents, including shares of money market funds advised by NTI or its affiliates, futures contracts and options on futures, as well as securities not included in the Underlying Index, but which NTI believes will help the Fund track its Underlying Index.

The Underlying Index is created and sponsored by NTI, as the Index Provider. NTI also serves as the investment adviser to the Fund. The Index Provider determines the composition and relative weightings of the securities in the Underlying Index and publishes information regarding the market value of the Underlying Index.

The Fund may lend securities representing up to one-third of the value of the Fund's total assets (including the value of the collateral received).

**Industry Concentration Policy.** The Fund will concentrate its investments (i.e., hold 25% or more of its total assets) in a particular industry or group of industries to approximately the same extent that the Underlying Index is concentrated.

### Principal Risks

As with any investment, you could lose all or part of your investment in the Fund, and the Fund's performance could trail that of other investments. The Fund is subject to certain risks, including the principal risks noted below, any of which may adversely affect the Fund's net asset value ("NAV"), trading price, yield, total return and ability to meet its investment objective. Each risk noted below is considered a principal risk of investing in the Fund, regardless of the order in which it appears. The significance of each risk factor below may change over time and you should review each risk factor carefully.

**Equity Securities Risk** is the risk that the values of the equity securities owned by the Fund may be more volatile and underperform other asset classes and the general securities markets.

**U.S. Issuer Risk** is the risk that certain changes in the U.S. economy, such as when the U.S. economy weakens or when its financial markets decline, may have an adverse effect on the securities to which the Fund has exposure.

**Large Cap Risk** is the risk that returns on investments in stocks of large companies could trail the returns on investments in stocks of smaller and mid-sized companies. In

---

## FlexShares<sup>®</sup> US Quality Large Cap Index Fund (cont.)

---

addition, larger companies may grow more slowly or be slower to respond to business developments than smaller companies.

**Information Technology Sector Risk** is the risk that securities of technology companies may be subject to greater price volatility than securities of companies in other sectors. These securities may fall in and out of favor with investors rapidly, which may cause sudden selling and dramatically lower market prices. Technology securities also may be affected adversely by changes in technology, consumer and business purchasing patterns, government regulation and/or obsolete products or services. Technology companies may also be susceptible to heightened risk of cybersecurity breaches that may affect their security prices. Companies in the technology sector are facing increased government and regulatory scrutiny and may be subject to adverse government or regulatory action.

**Market Risk** is the risk that the value of the Fund's investments may increase or decrease in response to expected, real or perceived economic, political or financial events in the U.S. or global markets. The frequency and magnitude of such changes in value cannot be predicted. Certain securities and other investments held by the Fund may experience increased volatility, illiquidity, or other potentially adverse effects in response to changing market conditions, inflation, changes in interest rates, lack of liquidity in the bond or equity markets, or volatility in the equity markets. Market disruptions caused by local or regional events such as war, acts of terrorism, the spread of infectious illness (including epidemics and pandemics) or other public health issues, recessions or other events or adverse investor sentiment could have a significant impact on the Fund and its investments and could result in the Fund's shares trading at increased premiums or discounts to the Fund's NAV. An outbreak of COVID-19, a respiratory disease caused by a novel coronavirus, has negatively affected the worldwide economy, the financial health of individual companies and the market in significant and unforeseen ways. The future impact of COVID-19 is currently unknown. The effects to public health, business and market conditions resulting from the COVID-19 pandemic may have a significant negative impact on the performance of the Fund's investments. During periods of market disruption or other abnormal market conditions, the Fund's exposure to the risks described elsewhere in this summary will likely

increase. Market disruptions, regulatory restrictions or other abnormal market conditions could have an adverse effect on the Fund's ability to adjust its exposure to the required levels in order to track its Underlying Index or cause delays in the Underlying Index's rebalancing or reconstitution schedule. During any such delay, it is possible that the Underlying Index and, in turn, the Fund will deviate from the Underlying Index's stated methodology and therefore experience returns different than those that would have been achieved under a normal rebalancing or reconstitution schedule. Because the Fund is designed to maintain a high level of exposure to its Underlying Index at all times, it will not take any steps to invest defensively or otherwise reduce the risk of loss during market downturns.

Market risk includes the risk that a particular style of investing, such as growth or value, may underperform the market generally. The market value of the securities in which the Fund invests may go up or down in response to the prospects of individual companies, particular sectors or governments and/or general economic conditions throughout the world due to increasingly interconnected global economies and financial markets. As a result, whether or not the Fund invests in securities of issuers located in or with significant exposure to the countries directly affected, the value and liquidity of the Fund's investments may be negatively affected. Securities markets may experience great short-term volatility and may fall sharply at times. Different markets may behave differently from each other and a foreign market may move in the opposite direction from the U.S. market.

Price changes may be temporary or last for extended periods. You could lose money over short periods due to fluctuation in the market prices of the Fund's shares in response to market movements, and over longer periods during market downturns.

**Passive Investment Risk** is the risk that the Fund is not actively managed and NTI does not attempt to take defensive positions in any market conditions, including declining markets.

**Tracking Error Risk** is the risk that the Fund's performance may vary substantially from the performance of the Underlying Index. The Fund's performance may vary from the performance of the Underlying Index for a number of reasons including that the Fund incurs operating expenses



---

## FlexShares<sup>®</sup> US Quality Large Cap Index Fund (cont.)

---

that the Underlying Index does not and that the Fund accepts custom baskets. In addition, the Fund employs a representative sampling strategy, and therefore, may incur tracking error to a greater extent than a fund that seeks to replicate an index. The representative sampling strategy used by NTI may fail to produce the intended results.

**Momentum Risk** is the risk that securities that have had positive momentum compared to other securities may be more volatile than a broad cross-section of securities or that returns on securities that have previously exhibited positive momentum are less than returns on other securities or the overall stock market. Momentum can turn quickly and cause significant variation from other types of investments.

**Value Investing Risk** is the risk that the Fund's investment in companies whose securities are believed to be undervalued, relative to their underlying profitability, will not appreciate in value as anticipated.

**Quality Factor Risk** is the risk that the past performance of companies that have exhibited quality characteristics does not continue or the returns on securities issued by such companies may be less than returns from other styles of investing or the overall stock market. There may be periods when quality investing is out of favor and during which time the Fund's performance may suffer.

**Authorized Participant Concentration Risk** is the risk that the Fund may be adversely affected because it has a limited number of institutions that act as authorized participants ("Authorized Participants"). Only an Authorized Participant may engage in creation or redemption transactions directly with the Fund and none of those Authorized Participants is obligated to engage in creation and/or redemption transactions. To the extent that these institutions exit the business or are unable to proceed with creation and/or redemption orders with respect to the Fund and no other Authorized Participant is able to step forward to create or redeem Creation Units (as defined below), Fund shares may trade at a discount to NAV and possibly face trading halts and/or delisting.

**Calculation Methodology Risk** is the risk that the Underlying Index's calculation methodology or sources of information may not provide an accurate assessment of included issuers or correct valuation of securities, nor is the availability or timeliness of the production of the Index

guaranteed. A security included in an Underlying Index may not exhibit the characteristic or provide the specific exposure for which it was selected and consequently a Fund's holdings may not exhibit returns consistent with that characteristic or exposure. Unusual market conditions may cause the provider of the Underlying Index to postpone a scheduled rebalance, which could cause the Underlying Index to vary from its normal or expected composition.

**Market Trading Risk** is the risk that the Fund faces because its shares are listed on a securities exchange, including the potential lack of an active market for Fund shares, losses from trading in secondary markets, periods of high volatility and disruption in the creation/redemption process of the Fund. ANY OF THESE FACTORS MAY LEAD TO THE FUND'S SHARES TRADING AT A PREMIUM OR DISCOUNT TO NAV.

Trading in Fund shares may be halted due to market conditions or for reasons that, in the view of its listing exchange, make trading in the shares inadvisable. The market prices of Fund shares will generally fluctuate in accordance with changes in its NAV, changes in the relative supply of, and demand for, Fund shares, and changes in the liquidity, or the perceived liquidity, of the Fund's holdings.

**Concentration Risk** is the risk that, to the extent the Fund's investments are concentrated in the securities of issuers in a particular region, country, market, industry, sector or asset class, the Fund may be subject to increased price volatility and may be more susceptible to adverse economic, market, political or regulatory occurrences affecting that region, country, market, industry, sector or asset class.

**Cyber Security and Operational Risk** is the risk that the Fund and its service providers may experience disruptions that arise from breaches in cyber security, human error, processing and communications errors, counterparty or third-party errors, technology or systems failures, any of which may have an adverse impact on the Fund. Failures or breaches of the electronic systems of the Fund, the Investment Adviser, distributor, and other service providers, market makers, index providers, Authorized Participants or the issuers of securities in which the Fund invests have the ability to cause disruptions and negatively impact the Fund's business operations, potentially resulting in financial losses to the Fund and its shareholders. Among other

## FlexShares® US Quality Large Cap Index Fund (cont.)

situations, disruptions (for example, pandemics or health crises) that cause prolonged periods of remote work or significant employee absences at the Fund's service providers could impact the ability to conduct the Fund's operations. The Fund and Investment Adviser have limited ability to prevent or mitigate cybersecurity incidents affecting third-party service providers, and such third-party service providers may have limited indemnification obligations to the Fund or Investment Adviser. Issuers of securities in which the Fund invests are also subject to cybersecurity risks, and the value of these securities could decline if the issuers experience cyber-attacks or other cyber-failures.

**Derivatives Risk** is the risk that derivatives may pose risks in addition to and greater than those associated with investing directly in securities, currencies and other instruments, may be illiquid or less liquid, more volatile, more difficult to value and leveraged so that small changes in the value of the underlying instrument may produce disproportionate losses to the Fund. Derivatives are also subject to counterparty risk, which is the risk that the other party to the transaction will not perform its contractual obligations. The use of derivatives is a highly specialized activity that involves investment techniques and risks different from those associated with investments in more traditional securities and instruments.

**Securities Lending Risk** is the risk that the Fund may lose money because the borrower of the loaned securities fails to return the securities in a timely manner or at all. The Fund could also lose money in the event of a decline in the value of collateral provided for loaned securities or a decline in the value of any investments made with cash collateral.

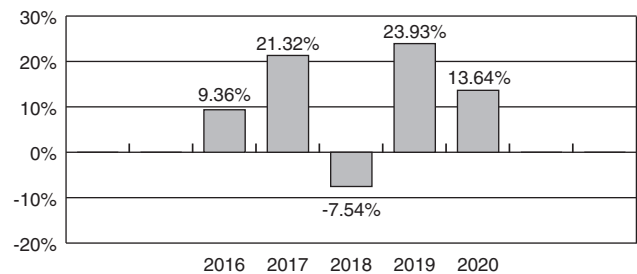
**Valuation Risk** is the risk that the sale price the Fund could receive for a portfolio security may differ from the Fund's valuation of the security, particularly for securities that trade in low volume or volatile markets or that are valued using a fair value methodology. In addition, the value of the securities in the Fund's portfolio may change on days when shareholders will not be able to purchase or sell the Fund's shares. The Fund relies on various sources to calculate its NAV. The information may be provided by third parties that are believed to be reliable, but the information may not be accurate due to errors by such pricing sources, technological issues or otherwise.

**It is possible to lose money on an investment in the Fund. An investment in the Fund is not a deposit of any bank and is not insured or guaranteed by the Federal Deposit Insurance Corporation, any other government agency, or The Northern Trust Company, its affiliates, subsidiaries or any other bank.**

### Fund Performance

The bar chart and table that follow show how the Fund has performed on a calendar year basis and provide an indication of the risks of investing in the Fund. Past performance (before and after taxes) does not necessarily indicate how the Fund will perform in the future. Updated information on the Fund's performance results can be obtained by visiting [flexshares.com](http://flexshares.com).

#### Calendar Year Total Returns



**For the periods in the bar chart above:**

Best Quarter (6/30/2020): 20.80%

Worst Quarter (3/31/2020): -21.73%

# FlexShares<sup>®</sup> US Quality Large Cap Index Fund (cont.)

## Average Annual Total Returns

(for the periods ended December 31, 2020)

	One Year	Five Year	Since Inception of Fund	Inception Date of Fund
Before Taxes	13.64%	11.56%	11.83%	9/23/2015
After Taxes on Distributions	13.17%	11.09%	11.36%	—
After Taxes on Distributions and Sale of Shares	8.28%	9.11%	9.37%	—
S&P 500 Index*	18.40%	15.21%	15.66%	—
Northern Trust Quality Large Cap Index <sup>SM</sup> *	13.93%	11.86%	12.15%	—

\* Reflects no deduction for fees, expenses or taxes.

After-tax returns are calculated using the historical highest individual federal marginal income tax rates and do not reflect the impact of state and local taxes. Actual after-tax returns depend on an investor's tax situation and may differ from those shown. After-tax returns shown are not relevant to investors who hold shares through tax-deferred arrangements, such as 401(k) plans or individual retirement plans. After-tax returns may exceed the return before taxes due to an assumed tax benefit from realizing a capital loss on a sale of Fund shares.

## Management

**Investment Adviser and Portfolio Managers.** Northern Trust Investments, Inc., a subsidiary of Northern Trust Corporation, serves as the Investment Adviser of the Fund. Robert Anstine, Brendan Sullivan and Alan Aung, each a Vice President of Northern Trust Investments, Inc., have served as Portfolio Managers of the Fund since inception of the Fund in September 2015, June 2016 and March 2021, respectively.

## Purchase and Sale of Fund Shares

The Fund is an exchange-traded fund (commonly referred to as an "ETF"). Individual Fund shares may only be purchased and sold in the secondary market through a broker-dealer. The price of Fund shares is based on market price,

and because ETF shares trade at market prices rather than NAV, shares may trade at a price greater than NAV (a premium) or less than NAV (a discount). An investor may incur costs attributable to the difference between the highest price a buyer is willing to pay to purchase shares of the Fund (bid) and the lowest price a seller is willing to accept for shares of the Fund (ask) when buying or selling shares in the secondary market ("the bid-ask spread"). Recent information, including information about the Fund's NAV, market price, premiums and discounts, and bid-ask spreads, is included on the Fund's website at [flexshares.com](http://flexshares.com).

## Tax Information

The Fund's distributions are generally taxable to you as ordinary income, qualified dividends, capital gains, or a combination of the three, unless you are investing through a tax-exempt or tax-deferred arrangement, such as a 401(k) plan or an individual retirement account. Distributions may be taxable upon withdrawal from tax-deferred accounts.

## Payments to Brokers-Dealers and Other Financial Intermediaries

If you purchase the Fund through a broker-dealer or other financial intermediary (such as a bank), NTI and its related companies may pay the intermediary for activities related to the marketing and promotion of the Fund. These payments may create a conflict of interest by influencing the broker-dealer or other intermediary and your salesperson to recommend the Fund over another investment. Ask your salesperson or visit your financial intermediary's website for more information.

# FlexShares® STOXX® US ESG Impact Index Fund

## Investment Objective

The Fund seeks investment results that correspond generally to the price and yield performance, before fees and expenses, of the STOXX® USA ESG Impact Index<sup>SM</sup> (the “Underlying Index”).

## Fees and Expenses of the Fund

This table describes the fees and expenses that you may pay if you buy, hold and sell shares of the Fund. Under the Fund’s Investment Advisory Agreement, the Fund is responsible for the following other expenses: interest expenses, brokerage commissions and other trading expenses, fees and expenses of the independent trustees and their independent legal counsel, taxes and other extraordinary costs such as litigation and other expenses not incurred in the ordinary course of business. You will also incur usual and customary brokerage commissions and fees to financial intermediaries when buying or selling shares of the Fund in the secondary market, which are not reflected in the example that follows:

Annual Fund Operating Expenses (expenses that you pay each year as a percentage of the value of your investment)	
Management Fees	0.32%
Distribution (12b-1) Fees	0.00%
Other Expenses	0.01%
Total Annual Fund Operating Expenses	0.33%
Expense Reimbursement <sup>(1)</sup>	-0.01%
Total Annual Fund Operating Expenses After Expense Reimbursement	0.32%

<sup>(1)</sup> Northern Trust Investments, Inc. (“NTI” or the “Investment Adviser”) has contractually agreed to reimburse a portion of the operating expenses of the Fund (other than Acquired Fund Fees and Expenses) to the extent the “Total Annual Fund Operating Expenses” exceed 0.32%. This contractual limitation may not be terminated before March 1, 2022 without the approval of the Fund’s Board of Trustees. The Fund’s Board of Trustees may terminate the contractual agreement at any time if it determines that it is in the best interest of the Fund and its shareholders.

## Example

The following Example is intended to help you compare the cost of investing in the Fund with the cost of investing in other funds. The Example assumes that you invest \$10,000 in the Fund for the time periods indicated and then redeem all of your shares at the end of those periods. The Example also assumes that your investment has a 5%

return each year and that the Fund’s operating expenses remain the same (taking into account the expense reimbursement arrangement for one year). Although your actual costs may be higher or lower, based on these assumptions your costs would be:

1 Year	\$ 33
3 Years	\$105
5 Years	\$184
10 Years	\$ 417

**Portfolio Turnover.** The Fund pays transaction costs, such as commissions, when it buys and sells securities (or “turns over” its portfolio). A higher portfolio turnover rate may indicate higher transaction costs and may result in higher taxes when Fund shares are held in a taxable account. These costs, which are not reflected in annual fund operating expenses or in the Example, affect the Fund’s performance. Portfolio turnover may vary from year to year, as well as within a year. During the most recent fiscal year, the Fund’s portfolio turnover rate was 66% of the average value of its portfolio.

## Principal Investment Strategies

The Underlying Index is designed to reflect the performance of a selection of companies that, in aggregate, possess greater exposure to environmental, social and governance (“ESG”) characteristics relative to the STOXX® USA 900 Index, a float-adjusted market-capitalization weighted index of U.S.- incorporated companies. The Underlying Index seeks to display enhanced ESG and risk-return characteristics relative to the broad large-cap equity market by featuring ESG-related key-performance indicators (“KPIs”) as determined by STOXX Ltd. (the “Index Provider”).

To derive the Underlying Index, the Index Provider eliminates all non-U.S. incorporated companies from the STOXX® Global 1800 Index (the “Parent Index”), a float-adjusted market-capitalization weighted index of companies domiciled in the U.S. and in international developed markets (the “Parent Index”). From the Parent Index, the Index Provider also eliminates companies that (i) do not adhere to the United Nations Global Compact principles, (ii) are involved in controversial weapons or (iii) engage in coal mining. The Index Provider then scores all remaining companies based on a select group of KPIs and ranks each company according to their respective aggregate ESG score.

---

## FlexShares® STOXX® US ESG Impact Index Fund (cont.)

---

The lowest-scoring half of these companies within each industry is then dropped from the Underlying Index. The weights of the remaining constituents are then adjusted so that higher scoring ESG companies are assigned greater weights compared to the Parent Index. The maximum weight that can be assigned to a single company is limited to 5% at the time of each index rebalancing or reconstitution. As of December 31, 2020, the Underlying Index consisted of 270 U.S. companies with market capitalizations ranging from \$8.8 billion to \$2.1 trillion. The Underlying Index is governed by published, objective rules for security selection, exclusion, rebalancing and adjustments for corporate actions and is reconstituted on a quarterly basis. The composition of the Underlying Index will change over time.

The Underlying Index of the Fund will be rebalanced or reconstituted as described above under normal market conditions. During periods of market disruption or other abnormal market conditions, the rebalancing or reconstitution of the Fund's Underlying Index may be delayed.

NTI uses a "passive" or indexing approach to try to achieve the Fund's investment objective. Unlike many investment companies, the Fund does not try to "beat" the index it tracks and does not seek temporary defensive positions when markets decline or appear overvalued.

NTI uses a representative sampling strategy to manage the Fund. "Representative sampling" is investing in a representative sample of securities that collectively has an investment profile similar to the Underlying Index. The Fund may or may not hold all of the securities that are included in the Underlying Index. The Fund reserves the right to invest in substantially all of the securities in its Underlying Index in approximately the same proportions (i.e., replication) if NTI determines that it is in the best interest of the Fund.

Under normal circumstances, the Fund will invest at least 80% of its total assets (exclusive of collateral held from securities lending) in the securities of the Underlying Index. The Fund may also invest up to 20% of its assets in cash and cash equivalents, including shares of money market funds advised by NTI or its affiliates, futures contracts and options on futures contracts, as well as securities not included in the Underlying Index, but which NTI believes will help the Fund track its Underlying Index.

The Underlying Index is sponsored by the Index Provider, an organization that is independent of the Fund and NTI. The Index Provider determines the composition and relative weightings of the securities in the Underlying Index and publishes information regarding the market value of the Underlying Index.

The Fund may lend securities representing up to one-third of the value of the Fund's total assets (including the value of the collateral received).

**Industry Concentration Policy.** The Fund will concentrate its investments (i.e., hold 25% or more of its total assets) in a particular industry or group of industries to approximately the same extent that the Underlying Index is concentrated.

### Principal Risks

As with any investment, you could lose all or part of your investment in the Fund, and the Fund's performance could trail that of other investments. The Fund is subject to certain risks, including the principal risks noted below, any of which may adversely affect the Fund's net asset value ("NAV"), trading price, yield, total return and ability to meet its investment objective. Each risk noted below is considered a principal risk of investing in the Fund, regardless of the order in which it appears. The significance of each risk factor below may change over time and you should review each risk factor carefully.

**ESG Investment Risk** is the risk that because the methodology of the Underlying Index selects and assigns weights to securities of issuers for nonfinancial reasons, the Fund may underperform the broader equity market or other funds that do not utilize ESG criteria when selecting investments. The companies selected by the Index Provider as demonstrating ESG characteristics may not be the same companies selected by other index providers that use similar ESG screens. In addition, companies selected by the Index Provider may not exhibit positive or favorable ESG characteristics. Regulatory changes or interpretations regarding the definitions and/or use of ESG criteria could have a material adverse effect on the Fund's ability to invest in accordance with its investment policies and/or achieve its investment objective, as well as the ability of certain classes of investors to invest in funds following an ESG strategy such as the Fund.



---

## FlexShares<sup>®</sup> STOXX<sup>®</sup> US ESG Impact Index Fund (cont.)

---

**Equity Securities Risk** is the risk that the values of the equity securities owned by the Fund may be more volatile and underperform other asset classes and the general securities markets.

*Large Cap Risk* is the risk that returns on investments in stocks of large companies could trail the returns on investments in stocks of smaller and mid-sized companies. In addition, larger companies may grow more slowly or be slower to respond to business developments than smaller companies.

*Mid Cap Stock Risk* is the risk that stocks of mid-sized companies may be subject to more abrupt or erratic market movements than stocks of larger, more established companies, and may lack sufficient market liquidity. Mid-sized companies may have limited product lines or financial resources, and may be dependent upon a particular niche of the market, or may be dependent upon a small or inexperienced management group. Securities of smaller companies may trade less frequently and in lower volume than the securities of larger companies, which could lead to higher transaction costs. Generally the smaller the company size, the greater the risk.

**U.S. Issuer Risk** is the risk that certain changes in the U.S. economy, such as when the U.S. economy weakens or when its financial markets decline, may have an adverse effect on the securities to which the Fund has exposure.

**Information Technology Sector Risk** is the risk that securities of technology companies may be subject to greater price volatility than securities of companies in other sectors. These securities may fall in and out of favor with investors rapidly, which may cause sudden selling and dramatically lower market prices. Technology securities also may be affected adversely by changes in technology, consumer and business purchasing patterns, government regulation and/or obsolete products or services. Technology companies may also be susceptible to heightened risk of cybersecurity breaches that may affect their security prices. Companies in the technology sector are facing increased government and regulatory scrutiny and may be subject to adverse government or regulatory action.

**Market Risk** is the risk that the value of the Fund's investments may increase or decrease in response to expected, real or perceived economic, political or financial events in the U.S. or global markets. The frequency and magnitude

of such changes in value cannot be predicted. Certain securities and other investments held by the Fund may experience increased volatility, illiquidity, or other potentially adverse effects in response to changing market conditions, inflation, changes in interest rates, lack of liquidity in the bond or equity markets, or volatility in the equity markets. Market disruptions caused by local or regional events such as war, acts of terrorism, the spread of infectious illness (including epidemics and pandemics) or other public health issues, recessions or other events or adverse investor sentiment could have a significant impact on the Fund and its investments and could result in the Fund's shares trading at increased premiums or discounts to the Fund's NAV. An outbreak of COVID-19, a respiratory disease caused by a novel coronavirus, has negatively affected the worldwide economy, the financial health of individual companies and the market in significant and unforeseen ways. The future impact of COVID-19 is currently unknown. The effects to public health, business and market conditions resulting from the COVID-19 pandemic may have a significant negative impact on the performance of the Fund's investments. During periods of market disruption or other abnormal market conditions, the Fund's exposure to the risks described elsewhere in this summary will likely increase. Market disruptions, regulatory restrictions or other abnormal market conditions could have an adverse effect on the Fund's ability to adjust its exposure to the required levels in order to track its Underlying Index or cause delays in the Underlying Index's rebalancing or reconstitution schedule. During any such delay, it is possible that the Underlying Index and, in turn, the Fund will deviate from the Underlying Index's stated methodology and therefore experience returns different than those that would have been achieved under a normal rebalancing or reconstitution schedule. Because the Fund is designed to maintain a high level of exposure to its Underlying Index at all times, it will not take any steps to invest defensively or otherwise reduce the risk of loss during market downturns.

Market risk includes the risk that a particular style of investing, such as growth or value, may underperform the market generally. The market value of the securities in which the Fund invests may go up or down in response to the prospects of individual companies, particular sectors or governments and/or general economic conditions throughout the world due to increasingly interconnected global

---

## FlexShares® STOXX® US ESG Impact Index Fund (cont.)

---

economies and financial markets. As a result, whether or not the Fund invests in securities of issuers located in or with significant exposure to the countries directly affected, the value and liquidity of the Fund's investments may be negatively affected. Securities markets may experience great short-term volatility and may fall sharply at times. Different markets may behave differently from each other and a foreign market may move in the opposite direction from the U.S. market.

Price changes may be temporary or last for extended periods. You could lose money over short periods due to fluctuation in the market prices of the Fund's shares in response to market movements, and over longer periods during market downturns.

**Passive Investment Risk** is the risk that the Fund is not actively managed and NTI does not attempt to take defensive positions in any market conditions, including declining markets.

**Tracking Error Risk** is the risk that the Fund's performance may vary substantially from the performance of the Underlying Index. The Fund's performance may vary from the performance of the Underlying Index for a number of reasons including that the Fund incurs operating expenses that the Underlying Index does not and that the Fund accepts custom baskets. In addition, the Fund employs a representative sampling strategy, and therefore, may incur tracking error to a greater extent than a fund that seeks to replicate an index. The representative sampling strategy used by NTI may fail to produce the intended results.

**Authorized Participant Concentration Risk** is the risk that the Fund may be adversely affected because it has a limited number of institutions that act as authorized participants ("Authorized Participants"). Only an Authorized Participant may engage in creation or redemption transactions directly with the Fund and none of those Authorized Participants is obligated to engage in creation and/or redemption transactions. To the extent that these institutions exit the business or are unable to proceed with creation and/or redemption orders with respect to the Fund and no other Authorized Participant is able to step forward to create or redeem Creation Units (as defined below), Fund shares may trade at a discount to NAV and possibly face trading halts and/or delisting.

**Calculation Methodology Risk** is the risk that the Underlying Index's calculation methodology or sources of information may not provide an accurate assessment of

included issuers or correct valuation of securities, nor is the availability or timeliness of the production of the Index guaranteed. A security included in an Underlying Index may not exhibit the characteristic or provide the specific exposure for which it was selected and consequently a Fund's holdings may not exhibit returns consistent with that characteristic or exposure. Unusual market conditions may cause the provider of the Underlying Index to postpone a scheduled rebalance, which could cause the Underlying Index to vary from its normal or expected composition.

**Market Trading Risk** is the risk that the Fund faces because its shares are listed on a securities exchange, including the potential lack of an active market for Fund shares, losses from trading in secondary markets, periods of high volatility and disruption in the creation/redemption process of the Fund. ANY OF THESE FACTORS MAY LEAD TO THE FUND'S SHARES TRADING AT A PREMIUM OR DISCOUNT TO NAV.

Trading in Fund shares may be halted due to market conditions or for reasons that, in the view of its listing exchange, make trading in the shares inadvisable. The market prices of Fund shares will generally fluctuate in accordance with changes in its NAV, changes in the relative supply of, and demand for, Fund shares, and changes in the liquidity, or the perceived liquidity, of the Fund's holdings.

**Concentration Risk** is the risk that, to the extent the Fund's investments are concentrated in the securities of issuers in a particular region, country, market, industry, sector or asset class, the Fund may be subject to increased price volatility and may be more susceptible to adverse economic, market, political or regulatory occurrences affecting that region, country, market, industry, sector or asset class. The Fund may be adversely impacted by events affecting the U.S. information technology sector.

**Cyber Security and Operational Risk** is the risk that the Fund and its service providers may experience disruptions that arise from breaches in cyber security, human error, processing and communications errors, counterparty or third-party errors, technology or systems failures, any of which may have an adverse impact on the Fund. Failures or breaches of the electronic systems of the Fund, the Investment Adviser, distributor, and other service providers, market makers, index providers, Authorized Participants or

## FlexShares® STOXX® US ESG Impact Index Fund (cont.)

the issuers of securities in which the Fund invests have the ability to cause disruptions and negatively impact the Fund's business operations, potentially resulting in financial losses to the Fund and its shareholders. Among other situations, disruptions (for example, pandemics or health crises) that cause prolonged periods of remote work or significant employee absences at the Fund's service providers could impact the ability to conduct the Fund's operations. The Fund and Investment Adviser have limited ability to prevent or mitigate cybersecurity incidents affecting third-party service providers, and such third-party service providers may have limited indemnification obligations to the Fund or Investment Adviser. Issuers of securities in which the Fund invests are also subject to cybersecurity risks, and the value of these securities could decline if the issuers experience cyber-attacks or other cyber-failures.

**Derivatives Risk** is the risk that derivatives may pose risks in addition to and greater than those associated with investing directly in securities, currencies and other instruments, may be illiquid or less liquid, more volatile, more difficult to value and leveraged so that small changes in the value of the underlying instrument may produce disproportionate losses to the Fund. Derivatives are also subject to counterparty risk, which is the risk that the other party to the transaction will not perform its contractual obligations. The use of derivatives is a highly specialized activity that involves investment techniques and risks different from those associated with investments in more traditional securities and instruments.

**High Portfolio Turnover Risk** is the risk that active and frequent trading of the Fund's portfolio securities may result in increased transaction costs to the Fund, including brokerage commissions, dealer mark-ups and other transaction costs, which could reduce the Fund's return.

**Securities Lending Risk** is the risk that the Fund may lose money because the borrower of the loaned securities fails to return the securities in a timely manner or at all. The Fund could also lose money in the event of a decline in the value of collateral provided for loaned securities or a decline in the value of any investments made with cash collateral.

**Valuation Risk** is the risk that the sale price the Fund could receive for a portfolio security may differ from the Fund's valuation of the security, particularly for securities that

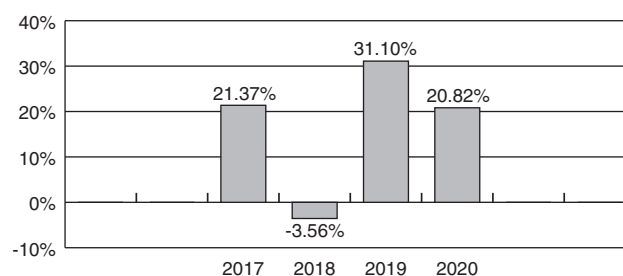
trade in low volume or volatile markets or that are valued using a fair value methodology. In addition, the value of the securities in the Fund's portfolio may change on days when shareholders will not be able to purchase or sell the Fund's shares. The Fund relies on various sources to calculate its NAV. The information may be provided by third parties that are believed to be reliable, but the information may not be accurate due to errors by such pricing sources, technological issues or otherwise.

**It is possible to lose money on an investment in the Fund. An investment in the Fund is not a deposit of any bank and is not insured or guaranteed by the Federal Deposit Insurance Corporation, any other government agency, or The Northern Trust Company, its affiliates, subsidiaries or any other bank.**

### Fund Performance

The bar chart and table that follow show how the Fund has performed on a calendar year basis and provide an indication of the risks of investing in the Fund. Past performance (before and after taxes) does not necessarily indicate how the Fund will perform in the future. Updated information on the Fund's performance results can be obtained by visiting [flexshares.com](http://flexshares.com).

#### Calendar Year Total Returns



#### For the periods in the bar chart above:

Best Quarter (6/30/2020): 21.11%

Worst Quarter (3/31/2020): -19.00%

# FlexShares® STOXX® US ESG Impact Index Fund (cont.)

## Average Annual Total Returns

(for the periods ended December 31, 2020)

	One Year	Since Inception of Fund	Inception Date of Fund
Before Taxes	20.82%	16.37%	7/13/2016
After Taxes on Distributions	20.33%	15.91%	—
After Taxes on Distributions and Sale of Shares	12.53%	13.04%	—
STOXX® USA ESG Impact Index <sup>SM*</sup>	20.41%	15.70%	—
Russell 1000® Index*	20.96%	15.96%	

\* Reflects no deduction for fees, expenses or taxes.

After-tax returns are calculated using the historical highest individual federal marginal income tax rates and do not reflect the impact of state and local taxes. Actual after-tax returns depend on an investor's tax situation and may differ from those shown. After-tax returns shown are not relevant to investors who hold shares through tax-deferred arrangements, such as 401(k) plans or individual retirement plans. After-tax returns may exceed the return before taxes due to an assumed tax benefit from realizing a capital loss on a sale of Fund shares.

## Management

**Investment Adviser and Portfolio Managers.** Northern Trust Investments, Inc., a subsidiary of Northern Trust Corporation, serves as the Investment Adviser of the Fund. Robert Anstine and Brendan Sullivan, each a Vice President of Northern Trust Investments, Inc., have served as Portfolio Managers of the Fund since its inception in July 2016. Steven Santiccoli has served as a Portfolio Manager of the Fund since March 2021.

## Purchase and Sale of Fund Shares

The Fund is an exchange-traded fund (commonly referred to as an "ETF"). Individual Fund shares may only be purchased and sold in the secondary market through a broker-dealer. The price of Fund shares is based on market price, and because ETF shares trade at market prices rather than NAV, shares may trade at a price greater than NAV (a premium) or less than NAV (a discount). An investor may

incur costs attributable to the difference between the highest price a buyer is willing to pay to purchase shares of the Fund (bid) and the lowest price a seller is willing to accept for shares of the Fund (ask) when buying or selling shares in the secondary market ("the bid-ask spread"). Recent information, including information about the Fund's NAV, market price, premiums and discounts, and bid-ask spreads, is included on the Fund's website at [flexshares.com](http://flexshares.com).

## Tax Information

The Fund's distributions are generally taxable to you as ordinary income, qualified dividends, capital gains, or a combination of the three, unless you are investing through a tax-exempt or tax-deferred arrangement, such as a 401(k) plan or an individual retirement account. Distributions may be taxable upon withdrawal from tax-deferred accounts.

## Payments to Brokers-Dealers and Other Financial Intermediaries

If you purchase the Fund through a broker-dealer or other financial intermediary (such as a bank), NTI and its related companies may pay the intermediary for activities related to the marketing and promotion of the Fund. These payments may create a conflict of interest by influencing the broker-dealer or other intermediary and your salesperson to recommend the Fund over another investment. Ask your salesperson or visit your financial intermediary's website for more information.

# FlexShares<sup>®</sup> STOXX<sup>®</sup> Global ESG Impact Index Fund

## Investment Objective

The Fund seeks investment results that correspond generally to the price and yield performance, before fees and expenses, of the STOXX<sup>®</sup> Global ESG Impact Index<sup>SM</sup> (the “Underlying Index”).

## Fees and Expenses of the Fund

This table describes the fees and expenses that you may pay if you buy, hold and sell shares of the Fund. Under the Fund’s Investment Advisory Agreement, the Fund is responsible for the following other expenses: interest expenses, brokerage commissions and other trading expenses, fees and expenses of the independent trustees and their independent legal counsel, taxes and other extraordinary costs such as litigation and other expenses not incurred in the ordinary course of business. You will also incur usual and customary brokerage commissions and fees to financial intermediaries when buying or selling shares of the Fund in the secondary market, which are not reflected in the example that follows:

Annual Fund Operating Expenses (expenses that you pay each year as a percentage of the value of your investment)	
Management Fees	0.42%
Distribution (12b-1) Fees	0.00%
Other Expenses	0.01%
Total Annual Fund Operating Expenses	0.43%
Expense Reimbursement <sup>(1)</sup>	-0.01%
Total Annual Fund Operating Expenses After Expense Reimbursement	0.42%

<sup>(1)</sup> Northern Trust Investments, Inc. (“NTI” or the “Investment Adviser”) has contractually agreed to reimburse a portion of the operating expenses of the Fund (other than Acquired Fund Fees and Expenses) to the extent the “Total Annual Fund Operating Expenses” exceed 0.42%. This contractual limitation may not be terminated before March 1, 2022 without the approval of the Fund’s Board of Trustees. The Fund’s Board of Trustees may terminate the contractual agreement at any time if it determines that it is in the best interest of the Fund and its shareholders.

## Example

The following Example is intended to help you compare the cost of investing in the Fund with the cost of investing in other funds. The Example assumes that you invest \$10,000 in the Fund for the time periods indicated and then redeem all of your shares at the end of those periods. The Example also assumes that your investment has a 5%

return each year and that the Fund’s operating expenses remain the same (taking into account the expense reimbursement arrangement for one year). Although your actual costs may be higher or lower, based on these assumptions your costs would be:

1 Year	\$ 43
3 Years	\$137
5 Years	\$240
10 Years	\$541

**Portfolio Turnover.** The Fund pays transaction costs, such as commissions, when it buys and sells securities (or “turns over” its portfolio). A higher portfolio turnover rate may indicate higher transaction costs and may result in higher taxes when Fund shares are held in a taxable account. These costs, which are not reflected in annual fund operating expenses or in the Example, affect the Fund’s performance. Portfolio turnover may vary from year to year, as well as within a year. During the most recent fiscal year, the Fund’s portfolio turnover rate was 58% of the average value of its portfolio.

## Principal Investment Strategies

The Underlying Index is designed to reflect the performance of a selection of companies that, in aggregate, possess greater exposure to environmental, social and governance (“ESG”) characteristics relative to the STOXX<sup>®</sup> Global 1800 Index (the “Parent Index”), a float-adjusted market-capitalization weighted index of companies incorporated in the U.S. or in developed international markets. The Underlying Index seeks to display enhanced ESG and risk-return characteristics relative to a broad global large-cap equity market by featuring ESG-related key-performance indicators (“KPIs”), as determined by STOXX Ltd. (the “Index Provider”).

To derive the Underlying Index, the Index Provider eliminates companies that (i) do not adhere to the United Nations Global Compact principles, (ii) are involved in controversial weapons or (iii) engage in coal mining. The Index Provider then scores all remaining companies based on a select group of KPIs and ranks each company according to their respective aggregate ESG score. The lowest-scoring half of these companies within each industry is then dropped from the Underlying Index. The weights of the remaining constituents are then adjusted so that higher scoring ESG companies are assigned greater weights com-



---

## FlexShares® STOXX® Global ESG Impact Index Fund (cont.)

---

pared to the Parent Index. Component weightings may also be adjusted to ensure that the weight representation of each country in the Underlying Index does not vary from that in the STOXX® Global 1800 Index by more than +/-1 percentage point and that the weight of a single company is less than 5% at the time of each index rebalancing or reconstitution. As of December 31, 2020, the Underlying Index consisted of 883 companies with market capitalizations ranging from \$1.8 billion to \$2.1 trillion. As of the same date the top five countries (by weighting) represented in the Underlying Index were the United States (60.6%), Japan (8.6%), Great Britain (5.9%), France (4.6%), and Switzerland (4.3%). The Underlying Index is governed by published, objective rules for security selection, exclusion, rebalancing and adjustments for corporate actions and is reconstituted on a quarterly basis. The composition of the Underlying Index will change over time.

The Underlying Index of the Fund will be rebalanced or reconstituted as described above under normal market conditions. During periods of market disruption or other abnormal market conditions, the rebalancing or reconstitution of the Fund's Underlying Index may be delayed.

NTI uses a "passive" or indexing approach to try to achieve the Fund's investment objective. Unlike many investment companies, the Fund does not try to "beat" the index it tracks and does not seek temporary defensive positions when markets decline or appear overvalued.

NTI uses a representative sampling strategy to manage the Fund. "Representative sampling" is investing in a representative sample of securities that collectively has an investment profile similar to the Underlying Index. The Fund may or may not hold all of the securities that are included in the Underlying Index. The Fund reserves the right to invest in substantially all of the securities in its Underlying Index in approximately the same proportions (i.e., replication) if NTI determines that it is in the best interest of the Fund.

Under normal circumstances, the Fund will invest at least 80% of its total assets (exclusive of collateral held from securities lending) in the securities of the Underlying Index and in American Depositary Receipts ("ADRs") and Global Depositary Receipts ("GDRs") (collectively "Depositary Receipts") based on the securities in the Underlying Index. The Fund may also invest up to 20% of its assets in cash and cash equivalents, including shares of money market

funds advised by NTI or its affiliates, futures contracts, options on futures contracts and forward currency contracts, as well as securities not included in the Underlying Index, but which NTI believes will help the Fund track its Underlying Index. The Fund may enter into forward foreign currency exchange contracts in order to facilitate local settlements or to protect against currency exposure in connection with their distributions to shareholders. The Fund does not expect to engage in currency transactions for speculative purposes or for purposes of hedging against declines in the value of its assets that are denominated in a foreign currency.

The Underlying Index is sponsored by the Index Provider, an organization that is independent of the Fund and NTI. The Index Provider determines the composition and relative weightings of the securities in the Underlying Index and publishes information regarding the market value of the Underlying Index.

The Fund may lend securities representing up to one-third of the value of the Fund's total assets (including the value of the collateral received).

**Industry Concentration Policy.** The Fund will concentrate its investments (i.e., hold 25% or more of its total assets) in a particular industry or group of industries to approximately the same extent that the Underlying Index is concentrated.

### Principal Risks

As with any investment, you could lose all or part of your investment in the Fund, and the Fund's performance could trail that of other investments. The Fund is subject to certain risks, including the principal risks noted below, any of which may adversely affect the Fund's net asset value ("NAV"), trading price, yield, total return and ability to meet its investment objective. Each risk noted below is considered a principal risk of investing in the Fund, regardless of the order in which it appears. The significance of each risk factor below may change over time and you should review each risk factor carefully.

**ESG Investment Risk** is the risk that because the methodology of the Underlying Index selects and assigns weights to securities of issuers for nonfinancial reasons, the Fund may underperform the broader equity market or other funds that do not utilize ESG criteria when selecting invest-

---

## FlexShares<sup>®</sup> STOXX<sup>®</sup> Global ESG Impact Index Fund (cont.)

---

ments. The companies selected by the Index Provider as demonstrating ESG characteristics may not be the same companies selected by other index providers that use similar ESG screens. In addition, companies selected by the Index Provider may not exhibit positive or favorable ESG characteristics. Regulatory changes or interpretations regarding the definitions and/or use of ESG criteria could have a material adverse effect on the Fund's ability to invest in accordance with its investment policies and/or achieve its investment objective, as well as the ability of certain classes of investors to invest in funds following an ESG strategy such as the Fund.

**Equity Securities Risk** is the risk that the values of the equity securities owned by the Fund may be more volatile and underperform other asset classes and the general securities markets.

*Large Cap Risk* is the risk that returns on investments in stocks of large companies could trail the returns on investments in stocks of smaller and mid-sized companies. In addition, larger companies may grow more slowly or be slower to respond to business developments than smaller companies.

*Mid Cap Stock Risk* is the risk that stocks of mid-sized companies may be subject to more abrupt or erratic market movements than stocks of larger, more established companies, and may lack sufficient market liquidity. Mid-sized companies may have limited product lines or financial resources, and may be dependent upon a particular niche of the market, or may be dependent upon a small or inexperienced management group. Securities of smaller companies may trade less frequently and in lower volume than the securities of larger companies, which could lead to higher transaction costs. Generally the smaller the company size, the greater the risk.

**Foreign Securities Risk** is the risk that investing in foreign (non-U.S.) securities may result in the Fund experiencing more rapid and extreme changes in value than a fund that invests exclusively in U.S. securities, due to less liquid markets, tariffs and trade disputes and adverse economic, political, diplomatic, environmental, financial, and regulatory factors. Foreign governments also may impose limits on investment and repatriation and impose taxes. Any of these events could cause the value of the Fund's investments to decline. To the extent that the Fund's assets are

significantly invested in a single country or geographic region, the Fund will be subject to the risks associated with that particular country or region. To the extent that the underlying securities and/or other assets held by the Fund trade on foreign exchanges or in foreign markets that may be closed when the securities exchange on which the Fund's shares trade is open, there are likely to be deviations between the current price of such an underlying security and the last quoted price for the underlying security (i.e., the Fund's quote from the closed foreign market). The impact of a closed foreign market on the Fund is likely to be greater where a large portion of the Fund's underlying securities and/or other assets trade on that closed foreign market or when the foreign market is closed for unscheduled reasons. These deviations could result in premiums or discounts to the Fund's NAV that may be greater than those experienced by other ETFs.

*Currency Risk* is the risk that foreign currencies, securities that trade in or receive revenues in foreign currencies, or derivatives that provide exposure to foreign currencies will fluctuate in value relative to the U.S. dollar, adversely affecting the value of the Fund's investments and its returns. Because the Fund's NAV is determined on the basis of U.S. dollars, and the Fund does not attempt to hedge against changes in the value of non-U.S. currencies, you may lose money if the local currency of a foreign market depreciates against the U.S. dollar, even if the market value of the Fund's holdings appreciates. In addition, fluctuations in the exchange values of currencies could affect the economy or particular business operations of companies in a geographic region in which the Fund invests, causing an adverse impact on the Fund's investments in the affected region.

**U.S. Issuer Risk** is the risk that certain changes in the U.S. economy, such as when the U.S. economy weakens or when its financial markets decline, may have an adverse effect on the securities to which the Fund has exposure.

**Information Technology Sector Risk** is the risk that securities of technology companies may be subject to greater price volatility than securities of companies in other sectors. These securities may fall in and out of favor with investors rapidly, which may cause sudden selling and dramatically lower market prices. Technology securities also may be affected adversely by changes in technology, con-

---

## FlexShares® STOXX® Global ESG Impact Index Fund (cont.)

---

sumer and business purchasing patterns, government regulation and/or obsolete products or services. Technology companies may also be susceptible to heightened risk of cybersecurity breaches that may affect their security prices. Companies in the technology sector are facing increased government and regulatory scrutiny and may be subject to adverse government or regulatory action.

**Market Risk** is the risk that the value of the Fund's investments may increase or decrease in response to expected, real or perceived economic, political or financial events in the U.S. or global markets. The frequency and magnitude of such changes in value cannot be predicted. Certain securities and other investments held by the Fund may experience increased volatility, illiquidity, or other potentially adverse effects in response to changing market conditions, inflation, changes in interest rates, lack of liquidity in the bond or equity markets, or volatility in the equity markets. Market disruptions caused by local or regional events such as war, acts of terrorism, the spread of infectious illness (including epidemics and pandemics) or other public health issues, recessions or other events or adverse investor sentiment could have a significant impact on the Fund and its investments and could result in the Fund's shares trading at increased premiums or discounts to the Fund's NAV. An outbreak of COVID-19, a respiratory disease caused by a novel coronavirus, has negatively affected the worldwide economy, the financial health of individual companies and the market in significant and unforeseen ways. The future impact of COVID-19 is currently unknown. The effects to public health, business and market conditions resulting from the COVID-19 pandemic may have a significant negative impact on the performance of the Fund's investments. During periods of market disruption or other abnormal market conditions, the Fund's exposure to the risks described elsewhere in this summary will likely increase. Market disruptions, regulatory restrictions or other abnormal market conditions could have an adverse effect on the Fund's ability to adjust its exposure to the required levels in order to track its Underlying Index or cause delays in the Underlying Index's rebalancing or reconstitution schedule. During any such delay, it is possible that the Underlying Index and, in turn, the Fund will deviate from the Underlying Index's stated methodology and therefore experience returns different than those that would have been achieved under a normal rebalancing or

reconstitution schedule. Because the Fund is designed to maintain a high level of exposure to its Underlying Index at all times, it will not take any steps to invest defensively or otherwise reduce the risk of loss during market downturns.

Market risk includes the risk that a particular style of investing, such as growth or value, may underperform the market generally. The market value of the securities in which the Fund invests may go up or down in response to the prospects of individual companies, particular sectors or governments and/or general economic conditions throughout the world due to increasingly interconnected global economies and financial markets. As a result, whether or not the Fund invests in securities of issuers located in or with significant exposure to the countries directly affected, the value and liquidity of the Fund's investments may be negatively affected. Securities markets may experience great short-term volatility and may fall sharply at times. Different markets may behave differently from each other and a foreign market may move in the opposite direction from the U.S. market.

Price changes may be temporary or last for extended periods. You could lose money over short periods due to fluctuation in the market prices of the Fund's shares in response to market movements, and over longer periods during market downturns.

**Passive Investment Risk** is the risk that the Fund is not actively managed and NTI does not attempt to take defensive positions in any market conditions, including declining markets.

**Tracking Error Risk** is the risk that the Fund's performance may vary substantially from the performance of the Underlying Index. The Fund's performance may vary from the performance of the Underlying Index for a number of reasons including that the Fund incurs operating expenses that the Underlying Index does not and that the Fund accepts custom baskets. In addition, the Fund employs a representative sampling strategy, and therefore, may incur tracking error to a greater extent than a fund that seeks to replicate an index. The representative sampling strategy used by NTI may fail to produce the intended results. Tracking error risk may be higher for funds that track a foreign index, or an index that includes foreign securities, because regulatory and reporting requirements may differ from those in the U.S., and there is a heightened risk associated with limited availability and reliability of data used to construct the index.

---

## FlexShares<sup>®</sup> STOXX<sup>®</sup> Global ESG Impact Index Fund (cont.)

---

**Authorized Participant Concentration Risk** is the risk that the Fund may be adversely affected because it has a limited number of institutions that act as authorized participants (“Authorized Participants”). Only an Authorized Participant may engage in creation or redemption transactions directly with the Fund and none of those Authorized Participants is obligated to engage in creation and/or redemption transactions. To the extent that these institutions exit the business or are unable to proceed with creation and/or redemption orders with respect to the Fund and no other Authorized Participant is able to step forward to create or redeem Creation Units (as defined below), Fund shares may trade at a discount to NAV and possibly face trading halts and/or delisting. This risk may be heightened because of its investments in non-U.S. securities.

**Calculation Methodology Risk** is the risk that the Underlying Index’s calculation methodology or sources of information may not provide an accurate assessment of included issuers or correct valuation of securities, nor is the availability or timeliness of the production of the Index guaranteed. A security included in an Underlying Index may not exhibit the characteristic or provide the specific exposure for which it was selected and consequently a Fund’s holdings may not exhibit returns consistent with that characteristic or exposure. Unusual market conditions may cause the provider of the Underlying Index to postpone a scheduled rebalance, which could cause the Underlying Index to vary from its normal or expected composition.

**Market Trading Risk** is the risk that the Fund faces because its shares are listed on a securities exchange, including the potential lack of an active market for Fund shares, losses from trading in secondary markets, periods of high volatility and disruption in the creation/redemption process of the Fund. ANY OF THESE FACTORS MAY LEAD TO THE FUND’S SHARES TRADING AT A PREMIUM OR DISCOUNT TO NAV.

Trading in Fund shares may be halted due to market conditions or for reasons that, in the view of its listing exchange, make trading in the shares inadvisable. The market prices of Fund shares will generally fluctuate in accordance with changes in its NAV, changes in the relative supply of, and demand for, Fund shares, and changes in the liquidity, or the perceived liquidity, of the Fund’s holdings.

**Concentration Risk** is the risk that, to the extent the Fund’s investments are concentrated in the securities of issuers in a particular region, country, market, industry, sector or asset class, the Fund may be subject to increased price volatility and may be more susceptible to adverse economic, market, political or regulatory occurrences affecting that region, country, market, industry, sector or asset class.

**Cyber Security and Operational Risk** is the risk that the Fund and its service providers may experience disruptions that arise from breaches in cyber security, human error, processing and communications errors, counterparty or third-party errors, technology or systems failures, any of which may have an adverse impact on the Fund. Failures or breaches of the electronic systems of the Fund, the Investment Adviser, distributor, and other service providers, market makers, index providers, Authorized Participants or the issuers of securities in which the Fund invests have the ability to cause disruptions and negatively impact the Fund’s business operations, potentially resulting in financial losses to the Fund and its shareholders. Among other situations, disruptions (for example, pandemics or health crises) that cause prolonged periods of remote work or significant employee absences at the Fund’s service providers could impact the ability to conduct the Fund’s operations. The Fund and Investment Adviser have limited ability to prevent or mitigate cybersecurity incidents affecting third-party service providers, and such third-party service providers may have limited indemnification obligations to the Fund or Investment Adviser. Issuers of securities in which the Fund invests are also subject to cybersecurity risks, and the value of these securities could decline if the issuers experience cyber-attacks or other cyber-failures.

**Derivatives Risk** is the risk that derivatives may pose risks in addition to and greater than those associated with investing directly in securities, currencies and other instruments, may be illiquid or less liquid, more volatile, more difficult to value and leveraged so that small changes in the value of the underlying instrument may produce disproportionate losses to the Fund. Derivatives are also subject to counterparty risk, which is the risk that the other party to the transaction will not perform its contractual obligations. The use of derivatives is a highly specialized activity that involves investment techniques and risks different from those associated with investments in more traditional securities and instruments.



# FlexShares® STOXX® Global ESG Impact Index Fund (cont.)

**Securities Lending Risk** is the risk that the Fund may lose money because the borrower of the loaned securities fails to return the securities in a timely manner or at all. The Fund could also lose money in the event of a decline in the value of collateral provided for loaned securities or a decline in the value of any investments made with cash collateral.

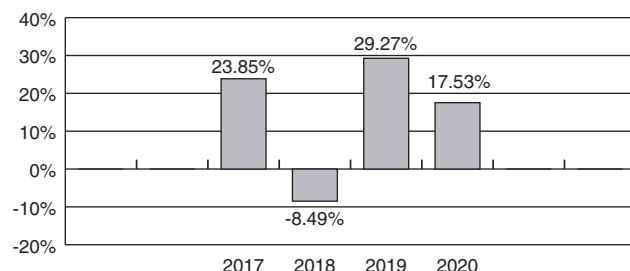
**Valuation Risk** is the risk that the sale price the Fund could receive for a portfolio security may differ from the Fund's valuation of the security, particularly for securities that trade in low volume or volatile markets or that are valued using a fair value methodology. In addition, the value of the securities in the Fund's portfolio may change on days when shareholders will not be able to purchase or sell the Fund's shares. The Fund relies on various sources to calculate its NAV. The information may be provided by third parties that are believed to be reliable, but the information may not be accurate due to errors by such pricing sources, technological issues or otherwise.

**It is possible to lose money on an investment in the Fund. An investment in the Fund is not a deposit of any bank and is not insured or guaranteed by the Federal Deposit Insurance Corporation, any other government agency, or The Northern Trust Company, its affiliates, subsidiaries or any other bank.**

## Fund Performance

The bar chart and table that follow show how the Fund has performed on a calendar year basis and provide an indication of the risks of investing in the Fund. Past performance (before and after taxes) does not necessarily indicate how the Fund will perform in the future. Updated information on the Fund's performance results can be obtained by visiting [flexshares.com](http://flexshares.com).

### Calendar Year Total Returns



**For the periods in the bar chart above:**

Best Quarter (6/30/2020): 18.93%

Worst Quarter (3/31/2020): -19.31%

## Average Annual Total Returns

(for the periods ended December 31, 2020)

	One Year	Since Inception of Fund	Inception Date of Fund
Before Taxes	17.53%	14.13%	7/13/2016
After Taxes on Distributions	17.06%	13.61%	—
After Taxes on Distributions and Sale of Shares	10.60%	11.16%	—
STOXX® Global ESG Impact Index <sup>SM</sup> *	17.69%	14.15%	—
MSCI World Index*	15.90%	12.94%	—

\* Reflects no deduction for fees, expenses or taxes.

After-tax returns are calculated using the historical highest individual federal marginal income tax rates and do not reflect the impact of state and local taxes. Actual after-tax returns depend on an investor's tax situation and may differ from those shown. After-tax returns shown are not relevant to investors who hold shares through tax-deferred arrangements, such as 401(k) plans or individual retirement plans. After-tax returns may exceed the return before taxes due to an assumed tax benefit from realizing a capital loss on a sale of Fund shares.

## Management

**Investment Adviser and Portfolio Managers.** Northern Trust Investments, Inc., a subsidiary of Northern Trust Corporation, serves as the Investment Adviser of the Fund. Robert Anstine and Brendan Sullivan, each a Vice President of Northern Trust Investments, Inc., have served as Portfolio Managers of the Fund since its inception in July 2016. Volter Bagriy, a Vice President of Northern Trust Investments, Inc., has served as a Portfolio Manager of the Fund since March 2021.

## Purchase and Sale of Fund Shares

The Fund is an exchange-traded fund (commonly referred to as an "ETF"). Individual Fund shares may only be purchased and sold in the secondary market through a broker-dealer. The price of Fund shares is based on market price, and because ETF shares trade at market prices rather than NAV, shares may trade at a price greater than NAV (a pre-



---

## FlexShares<sup>®</sup> STOXX<sup>®</sup> Global ESG Impact Index Fund (cont.)

---

mium) or less than NAV (a discount). An investor may incur costs attributable to the difference between the highest price a buyer is willing to pay to purchase shares of the Fund (bid) and the lowest price a seller is willing to accept for shares of the Fund (ask) when buying or selling shares in the secondary market (“the bid-ask spread”). Recent information, including information about the Fund’s NAV, market price, premiums and discounts, and bid-ask spreads, is included on the Fund’s website at [flexshares.com](http://flexshares.com).

### **Tax Information**

The Fund’s distributions are generally taxable to you as ordinary income, qualified dividends, capital gains, or a combination of the three, unless you are investing through a tax-exempt or tax-deferred arrangement, such as a 401(k) plan or an individual retirement account. Distributions may be taxable upon withdrawal from tax-deferred accounts.

### **Payments to Brokers-Dealers and Other Financial Intermediaries**

If you purchase the Fund through a broker-dealer or other financial intermediary (such as a bank), NTI and its related companies may pay the intermediary for activities related to the marketing and promotion of the Fund. These payments may create a conflict of interest by influencing the broker-dealer or other intermediary and your salesperson to recommend the Fund over another investment. Ask your salesperson or visit your financial intermediary’s website for more information.

# FlexShares<sup>®</sup> Morningstar Global Upstream Natural Resources Index Fund

## Investment Objective

The Fund seeks investment results that correspond generally to the price and yield performance, before fees and expenses, of the Morningstar<sup>®</sup> Global Upstream Natural Resources Index<sup>SM</sup> (the “Underlying Index”).

## Fees And Expenses Of The Fund

This table describes the fees and expenses that you may pay if you buy, hold and sell shares of the Fund. Under the Fund’s Investment Advisory Agreement, the Fund is responsible for the following expenses: interest expenses, brokerage commissions and other trading expenses, fees and expenses of the independent trustees and their independent legal counsel, taxes and other extraordinary costs such as litigation and other expenses not incurred in the ordinary course of business. You will also incur usual and customary brokerage commissions and fees to financial intermediaries when buying or selling shares of the Fund in the secondary market, which are not reflected in the example that follows:

Annual Fund Operating Expenses (expenses that you pay each year as a percentage of the value of your investment)	
Management Fees	0.46%
Distribution (12b-1) Fees	0.00%
Other Expenses	0.01%
Total Annual Fund Operating Expenses	0.47%
Expense Reimbursement <sup>(1)</sup>	-0.01%
Total Annual Fund Operating Expenses After Expense Reimbursement	0.46%

<sup>(1)</sup> Northern Trust Investments, Inc. (“NTI” or the “Investment Adviser”) has contractually agreed to reimburse a portion of the operating expenses of the Fund (other than Acquired Fund Fees and Expenses) to the extent the “Total Annual Fund Operating Expenses” exceed 0.46%. This contractual limitation may not be terminated before March 1, 2022 without the approval of the Fund’s Board of Trustees. The Fund’s Board of Trustees may terminate the contractual agreement at any time if it determines that it is in the best interest of the Fund and its shareholders.

## Example

The following Example is intended to help you compare the cost of investing in the Fund with the cost of investing in other funds. The Example assumes that you invest \$10,000 in the Fund for the time periods indicated and then redeem all of your shares at the end of those periods. The Example also assumes that your investment has a 5%

return each year and that the Fund’s operating expenses remain the same (taking into account the expense reimbursement arrangement for one year). Although your actual costs may be higher or lower, based on these assumptions your costs would be:

1 Year	\$ 47
3 Years	\$150
5 Years	\$262
10 Years	\$590

**Portfolio Turnover.** The Fund pays transaction costs, such as commissions, when it buys and sells securities (or “turns over” its portfolio). A higher portfolio turnover rate may indicate higher transaction costs and may result in higher taxes when Fund shares are held in a taxable account. These costs, which are not reflected in annual fund operating expenses or in the Example, affect the Fund’s performance. Portfolio turnover may vary from year to year, as well as within a year. During the most recent fiscal year, the Fund’s portfolio turnover rate was 29% of the average value of its portfolio.

## Principal Investment Strategies

The Underlying Index reflects the performance of a selection of equity securities that are traded in or are issued by companies domiciled in global developed or emerging markets (including the U.S.), as determined by the Index Provider pursuant to its index methodology. The companies included in the Underlying Index have significant business operations in the ownership, management and/or production of natural resources in energy, agriculture, precious or industrial metals, timber and water resources sectors, as determined by Morningstar, Inc. (the “Index Provider”) pursuant to its index methodology. In addition to tracking the performance of the Underlying Index, NTI seeks to minimize portfolio turnover and tax inefficiencies. As of December 31, 2020, the Underlying Index comprised 120 issues with market capitalizations ranging from \$922.2 million to \$1.9 trillion. As of the same date, the top five countries (by weighting) represented in the Underlying Index were the United States (36.9%), Canada (13.0%), Great Britain (11.2%), Australia (7.1%), and France (3.7%). The Underlying Index is governed by published, objective rules for security selection, exclusion, rebalancing and adjustments for corporate actions and is reconstituted on a semi-annual basis and is rebalanced quarterly. The composition of the Underlying Index will change over time.

---

# FlexShares<sup>®</sup> Morningstar Global Upstream Natural Resources Index Fund (cont.)

---

The Underlying Index of the Fund will be rebalanced or reconstituted as described above under normal market conditions. During periods of market disruption or other abnormal market conditions, the rebalancing or reconstitution of the Fund's Underlying Index may be delayed.

NTI uses a "passive" or indexing approach to try to achieve the Fund's investment objective. Unlike many investment companies, the Fund does not try to "beat" the index it tracks and does not seek temporary defensive positions when markets decline or appear overvalued.

NTI uses a representative sampling strategy to manage the Fund. "Representative sampling" is investing in a representative sample of securities that collectively has an investment profile similar to the Underlying Index. The Fund may or may not hold all of the securities that are included in the Underlying Index. The Fund reserves the right to invest in substantially all of the securities in its Underlying Index in approximately the same proportions (i.e., replication) if NTI determines that it is in the best interest of the Fund.

Under normal circumstances, the Fund will invest at least 80% of its total assets (exclusive of collateral held from securities lending) in the securities of the Underlying Index and in American Depositary Receipts ("ADRs") and Global Depositary Receipts ("GDRs") (collectively "Depositary Receipts") based on the securities in the Underlying Index. The Fund may also invest up to 20% of its assets in cash and cash equivalents, including shares of money market funds advised by NTI or its affiliates, futures contracts, options on futures contracts and forward currency contracts, as well as securities not included in the Underlying Index, but which NTI believes will help the Fund track its Underlying Index.

The Underlying Index is sponsored by the Index Provider, an organization that is independent of the Fund and NTI. The Index Provider determines the composition and relative weightings of the securities in the Underlying Index and publishes information regarding the market value of the Underlying Index.

The Fund may lend securities representing up to one-third of the value of the Fund's total assets (including the value of the collateral received).

The Fund is "non-diversified" under the Investment Company Act of 1940, as amended, and may invest more of its assets in fewer issuers than "diversified" funds.

**Industry Concentration Policy.** The Fund will concentrate its investments (i.e., hold 25% or more of its total assets) in a particular industry or group of industries to approximately the same extent that the Underlying Index is concentrated. As of January 31, 2021, the Fund was concentrated in the following industries: Oil, Gas and Consumable Fuels (27.6%) and Metals and Mining (29.9%). The components of the Underlying Index, and the degree to which these components represent certain industries, may change over time.

## Principal Risks

As with any investment, you could lose all or part of your investment in the Fund, and the Fund's performance could trail that of other investments. The Fund is subject to certain risks, including the principal risks noted below, any of which may adversely affect the Fund's net asset value ("NAV"), trading price, yield, total return and ability to meet its investment objective. Each risk noted below is considered a principal risk of investing in the Fund, regardless of the order in which it appears. The significance of each risk factor below may change over time and you should review each risk factor carefully.

**Global Natural Resources Risk** is the risk that the Fund is subject to the risks associated with investment in the global natural resources sector in addition to the general risk of the stock market. The natural resources sector can be significantly affected by events relating to U.S. and foreign political and economic developments and environmental and other government regulations, as well as other factors including, but not limited to: commodity price volatility, technological developments and natural or man-made disasters. Declines in the demand for, or prices of, natural resources generally would be expected to contribute to declines in the value of the Fund's equity securities. Such declines may occur quickly and without warning and may negatively impact the value of the Fund and your investment.

**Equity Securities Risk** is the risk that the values of the equity securities owned by the Fund may be more volatile and underperform other asset classes and the general securities markets.

**Foreign Securities Risk** is the risk that investing in foreign (non-U.S.) securities may result in the Fund experiencing more rapid and extreme changes in value than a fund that

---

## FlexShares<sup>®</sup> Morningstar Global Upstream Natural Resources Index Fund (cont.)

---

invests exclusively in U.S. securities, due to less liquid markets, tariffs and trade disputes and adverse economic, political, diplomatic, environmental, financial, and regulatory factors. Foreign governments also may impose limits on investment and repatriation and impose taxes. Any of these events could cause the value of the Fund's investments to decline. To the extent that the Fund's assets are significantly invested in a single country or geographic region, the Fund will be subject to the risks associated with that particular country or region. To the extent that the underlying securities and/or other assets held by the Fund trade on foreign exchanges or in foreign markets that may be closed when the securities exchange on which the Fund's shares trade is open, there are likely to be deviations between the current price of such an underlying security and the last quoted price for the underlying security (i.e., the Fund's quote from the closed foreign market). The impact of a closed foreign market on the Fund is likely to be greater where a large portion of the Fund's underlying securities and/or other assets trade on that closed foreign market or when the foreign market is closed for unscheduled reasons. These deviations could result in premiums or discounts to the Fund's NAV that may be greater than those experienced by other ETFs.

*Currency Risk* is the risk that foreign currencies, securities that trade in or receive revenues in foreign currencies, or derivatives that provide exposure to foreign currencies will fluctuate in value relative to the U.S. dollar, adversely affecting the value of the Fund's investments and its returns. Because the Fund's NAV is determined on the basis of U.S. dollars, and the Fund does not attempt to hedge against changes in the value of non-U.S. currencies, you may lose money if the local currency of a foreign market depreciates against the U.S. dollar, even if the market value of the Fund's holdings appreciates. In addition, fluctuations in the exchange values of currencies could affect the economy or particular business operations of companies in a geographic region in which the Fund invests, causing an adverse impact on the Fund's investments in the affected region.

*Emerging Markets Risk* is the risk that markets of emerging market countries are less developed and less liquid, subject to greater price volatility, subject to less uniform or robust accounting, securities valuation and reporting requirements, and generally subject to increased economic, political, regulatory and other uncertainties than more developed markets.

**U.S. Issuer Risk** is the risk that certain changes in the U.S. economy, such as when the U.S. economy weakens or when its financial markets decline, may have an adverse effect on the securities to which the Fund has exposure.

**Market Risk** is the risk that the value of the Fund's investments may increase or decrease in response to expected, real or perceived economic, political or financial events in the U.S. or global markets. The frequency and magnitude of such changes in value cannot be predicted. Certain securities and other investments held by the Fund may experience increased volatility, illiquidity, or other potentially adverse effects in response to changing market conditions, inflation, changes in interest rates, lack of liquidity in the bond or equity markets, or volatility in the equity markets. Market disruptions caused by local or regional events such as war, acts of terrorism, the spread of infectious illness (including epidemics and pandemics) or other public health issues, recessions or other events or adverse investor sentiment could have a significant impact on the Fund and its investments and could result in the Fund's shares trading at increased premiums or discounts to the Fund's NAV. An outbreak of COVID-19, a respiratory disease caused by a novel coronavirus, has negatively affected the worldwide economy, the financial health of individual companies and the market in significant and unforeseen ways. The future impact of COVID-19 is currently unknown. The effects to public health, business and market conditions resulting from the COVID-19 pandemic may have a significant negative impact on the performance of the Fund's investments. During periods of market disruption or other abnormal market conditions, the Fund's exposure to the risks described elsewhere in this summary will likely increase. Market disruptions, regulatory restrictions or other abnormal market conditions could have an adverse effect on the Fund's ability to adjust its exposure to the required levels in order to track its Underlying Index or cause delays in the Underlying Index's rebalancing or reconstitution schedule. During any such delay, it is possible that the Underlying Index and, in turn, the Fund will deviate from the Underlying Index's stated methodology and therefore experience returns different than those that would have been achieved under a normal rebalancing or reconstitution schedule. Because the Fund is designed to maintain a high level of exposure to its Underlying Index at all times, it will not take any steps to invest defensively or otherwise reduce the risk of loss during market downturns.

---

## FlexShares<sup>®</sup> Morningstar Global Upstream Natural Resources Index Fund (cont.)

---

Market risk includes the risk that a particular style of investing, such as growth or value, may underperform the market generally. The market value of the securities in which the Fund invests may go up or down in response to the prospects of individual companies, particular sectors or governments and/or general economic conditions throughout the world due to increasingly interconnected global economies and financial markets. As a result, whether or not the Fund invests in securities of issuers located in or with significant exposure to the countries directly affected, the value and liquidity of the Fund's investments may be negatively affected. Securities markets may experience great short-term volatility and may fall sharply at times. Different markets may behave differently from each other and a foreign market may move in the opposite direction from the U.S. market.

Price changes may be temporary or last for extended periods. You could lose money over short periods due to fluctuation in the market prices of the Fund's shares in response to market movements, and over longer periods during market downturns.

**Passive Investment Risk** is the risk that the Fund is not actively managed and NTI does not attempt to take defensive positions in any market conditions, including declining markets.

**Tracking Error Risk** is the risk that the Fund's performance may vary substantially from the performance of the Underlying Index. The Fund's performance may vary from the performance of the Underlying Index for a number of reasons including that the Fund incurs operating expenses that the Underlying Index does not and that the Fund accepts custom baskets. In addition, the Fund employs a representative sampling strategy, and therefore, may incur tracking error to a greater extent than a fund that seeks to replicate an index. The representative sampling strategy used by NTI may fail to produce the intended results. Tracking error risk may be higher for funds that track a foreign index, or an index that includes foreign securities, because regulatory and reporting requirements may differ from those in the U.S., and there is a heightened risk associated with limited availability and reliability of data used to construct the index.

**Authorized Participant Concentration Risk** is the risk that the Fund may be adversely affected because it has a limited number of institutions that act as authorized participants

("Authorized Participants"). Only an Authorized Participant may engage in creation or redemption transactions directly with the Fund and none of those Authorized Participants is obligated to engage in creation and/or redemption transactions. To the extent that these institutions exit the business or are unable to proceed with creation and/or redemption orders with respect to the Fund and no other Authorized Participant is able to step forward to create or redeem Creation Units (as defined below), Fund shares may trade at a discount to NAV and possibly face trading halts and/or delisting. This risk may be heightened because of its investments in non-U.S. securities.

**Calculation Methodology Risk** is the risk that the Underlying Index's calculation methodology or sources of information may not provide an accurate assessment of included issuers or correct valuation of securities, nor is the availability or timeliness of the production of the Index guaranteed. A security included in an Underlying Index may not exhibit the characteristic or provide the specific exposure for which it was selected and consequently a Fund's holdings may not exhibit returns consistent with that characteristic or exposure. Unusual market conditions may cause the provider of the Underlying Index to postpone a scheduled rebalance, which could cause the Underlying Index to vary from its normal or expected composition.

**Market Trading Risk** is the risk that the Fund faces because its shares are listed on a securities exchange, including the potential lack of an active market for Fund shares, losses from trading in secondary markets, periods of high volatility and disruption in the creation/redemption process of the Fund. ANY OF THESE FACTORS MAY LEAD TO THE FUND'S SHARES TRADING AT A PREMIUM OR DISCOUNT TO NAV.

Trading in Fund shares may be halted due to market conditions or for reasons that, in the view of its listing exchange, make trading in the shares inadvisable. The market prices of Fund shares will generally fluctuate in accordance with changes in its NAV, changes in the relative supply of, and demand for, Fund shares, and changes in the liquidity, or the perceived liquidity, of the Fund's holdings.

**Concentration Risk** is the risk that, to the extent the Fund's investments are concentrated in the securities of issuers in a particular region, country, market, industry,



---

# FlexShares<sup>®</sup> Morningstar Global Upstream Natural Resources Index Fund (cont.)

---

sector or asset class, the Fund may be subject to increased price volatility and may be more susceptible to adverse economic, market, political or regulatory occurrences affecting that region, country, market, industry, sector or asset class.

**Cyber Security and Operational Risk** is the risk that the Fund and its service providers may experience disruptions that arise from breaches in cyber security, human error, processing and communications errors, counterparty or third-party errors, technology or systems failures, any of which may have an adverse impact on the Fund. Failures or breaches of the electronic systems of the Fund, the Investment Adviser, distributor, and other service providers, market makers, index providers, Authorized Participants or the issuers of securities in which the Fund invests have the ability to cause disruptions and negatively impact the Fund's business operations, potentially resulting in financial losses to the Fund and its shareholders. Among other situations, disruptions (for example, pandemics or health crises) that cause prolonged periods of remote work or significant employee absences at the Fund's service providers could impact the ability to conduct the Fund's operations. The Fund and Investment Adviser have limited ability to prevent or mitigate cybersecurity incidents affecting third-party service providers, and such third-party service providers may have limited indemnification obligations to the Fund or Investment Adviser. Issuers of securities in which the Fund invests are also subject to cybersecurity risks, and the value of these securities could decline if the issuers experience cyber-attacks or other cyber-failures.

**Derivatives Risk** is the risk that derivatives may pose risks in addition to and greater than those associated with investing directly in securities, currencies and other instruments, may be illiquid or less liquid, more volatile, more difficult to value and leveraged so that small changes in the value of the underlying instrument may produce disproportionate losses to the Fund. Derivatives are also subject to counterparty risk, which is the risk that the other party to the transaction will not perform its contractual obligations. The use of derivatives is a highly specialized activity that involves investment techniques and risks different from those associated with investments in more traditional securities and instruments.

**Mid and Small Cap Stock Risk** is the risk that stocks of mid-sized and smaller companies may be more volatile than stocks of larger, more established companies, and may

lack sufficient market liquidity. Mid-sized and small companies may have limited product lines or financial resources, may be dependent upon a particular niche of the market, or may be dependent upon a small or inexperienced management group. Securities of smaller companies may trade less frequently and in lower volume than the securities of larger companies, which could lead to higher transaction costs. Generally the smaller the company size, the greater the risk.

**Non-Diversification Risk** is the risk that Fund performance may depend on the performance of a small number of issuers because the Fund may invest a large percentage of its assets in securities issued by or representing a small number of issuers.

**Securities Lending Risk** is the risk that the Fund may lose money because the borrower of the loaned securities fails to return the securities in a timely manner or at all. The Fund could also lose money in the event of a decline in the value of collateral provided for loaned securities or a decline in the value of any investments made with cash collateral.

**Valuation Risk** is the risk that the sale price the Fund could receive for a portfolio security may differ from the Fund's valuation of the security, particularly for securities that trade in low volume or volatile markets or that are valued using a fair value methodology. In addition, the value of the securities in the Fund's portfolio may change on days when shareholders will not be able to purchase or sell the Fund's shares. The Fund relies on various sources to calculate its NAV. The information may be provided by third parties that are believed to be reliable, but the information may not be accurate due to errors by such pricing sources, technological issues or otherwise.

**It is possible to lose money on an investment in the Fund. An investment in the Fund is not a deposit of any bank and is not insured or guaranteed by the Federal Deposit Insurance Corporation, any other government agency, or The Northern Trust Company, its affiliates, subsidiaries or any other bank.**

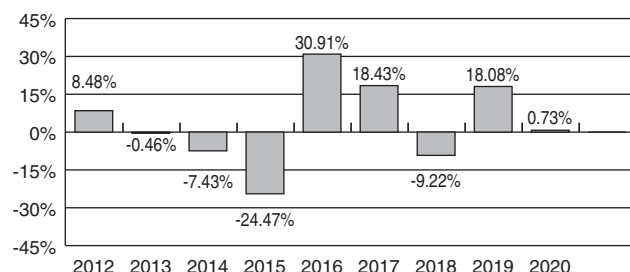
## Fund Performance

The bar chart and table that follow show how the Fund has performed on a calendar year basis and provide an indication of the risks of investing in the Fund. Past performance (before and after taxes) does not necessarily indicate how

# FlexShares<sup>®</sup> Morningstar Global Upstream Natural Resources Index Fund (cont.)

the Fund will perform in the future. Updated information on the Fund's performance results can be obtained by visiting [flexshares.com](http://flexshares.com).

## Calendar Year Total Returns



For the periods shown in the bar chart above:

Best Quarter (6/30/2020): 21.62%

Worst Quarter (3/31/2020): -31.00%

## Average Annual Total Returns

(for the periods ended December 31, 2020)

	One Year	Five Year	Since Inception of Fund	Inception Date of Fund
Before Taxes	0.73%	10.86%	1.86%	9/16/2011
After Taxes on Distributions	-0.07%	10.13%	1.30%	—
After Taxes on Distributions and Sale of Shares	0.82%	8.53%	1.41%	—
Morningstar <sup>®</sup> Global Upstream Natural Resources Index <sup>SM</sup> *	1.36%	11.39%	2.25%	—

\* Reflects no deduction for fees, expenses or taxes.

After-tax returns are calculated using the historical highest individual federal marginal income tax rates and do not reflect the impact of state and local taxes. Actual after-tax returns depend on an investor's tax situation and may differ from those shown. After-tax returns shown are not relevant to investors who hold shares through tax-deferred arrangements, such as 401(k) plans or individual retirement plans. After-tax returns may exceed the return before taxes due to an assumed tax benefit from realizing a capital loss on a sale of Fund shares.

## Management

**Investment Adviser and Portfolio Managers.** Northern Trust Investments, Inc., a subsidiary of Northern Trust Corporation, serves as the Investment Adviser of the Fund. Robert Anstine, Brendan Sullivan and Volter Bagriy, each a Vice President of Northern Trust Investments, Inc., have served as Portfolio Managers of the Fund since October 2013, June 2016 and March 2021, respectively.

## Purchase and Sale of Fund Shares

The Fund is an exchange-traded fund (commonly referred to as an "ETF"). Individual Fund shares may only be purchased and sold in the secondary market through a broker-dealer. The price of Fund shares is based on market price, and because ETF shares trade at market prices rather than NAV, shares may trade at a price greater than NAV (a premium) or less than NAV (a discount). An investor may incur costs attributable to the difference between the highest price a buyer is willing to pay to purchase shares of the Fund (bid) and the lowest price a seller is willing to accept for shares of the Fund (ask) when buying or selling shares in the secondary market ("the bid-ask spread"). Recent information, including information about the Fund's NAV, market price, premiums and discounts, and bid-ask spreads, is included on the Fund's website at [flexshares.com](http://flexshares.com).

## Tax Information

The Fund's distributions are generally taxable to you as ordinary income, qualified dividends, capital gains, Section 199A dividends, or a combination of the four, unless you are investing through a tax-exempt or tax-deferred arrangement, such as a 401(k) plan or an individual retirement account. Distributions may be taxable upon withdrawal from tax-deferred accounts.

## Payments to Brokers-Dealers and Other Financial Intermediaries

If you purchase the Fund through a broker-dealer or other financial intermediary (such as a bank), NTI and its related companies may pay the intermediary for activities related to the marketing and promotion of the Fund. These payments may create a conflict of interest by influencing the broker-dealer or other intermediary and your salesperson to recommend the Fund over another investment. Ask your salesperson or visit your financial intermediary's website for more information.

# FlexShares<sup>®</sup> STOXX<sup>®</sup> Global Broad Infrastructure Index Fund

## Investment Objective

The Fund seeks investment results that correspond generally to the price and yield performance, before fees and expenses, of the STOXX<sup>®</sup> Global Broad Infrastructure Index (the “Underlying Index”).

## Fees And Expenses Of The Fund

This table describes the fees and expenses that you may pay if you buy, hold and sell shares of the Fund. Under the Fund’s Investment Advisory Agreement, the Fund is responsible for the following expenses: interest expenses, brokerage commissions and other trading expenses, fees and expenses of the independent trustees and their independent legal counsel, taxes and other extraordinary costs such as litigation and other expenses not incurred in the ordinary course of business. You will also incur usual and customary brokerage commissions and fees to financial intermediaries when buying or selling shares of the Fund in the secondary market, which are not reflected in the example that follows:

Annual Fund Operating Expenses (expenses that you pay each year as a percentage of the value of your investment)	
Management Fees	0.47%
Distribution (12b-1) Fees	0.00%
Other Expenses	0.01%
Total Annual Fund Operating Expenses	0.48%
Expense Reimbursement <sup>(1)</sup>	-0.01%
Total Annual Fund Operating Expenses After Expense Reimbursement	0.47%

<sup>(1)</sup> Northern Trust Investments, Inc. (“NTI” or the “Investment Adviser”) has contractually agreed to reimburse a portion of the operating expenses of the Fund (other than Acquired Fund Fees and Expenses) to the extent the “Total Annual Fund Operating Expenses” exceed 0.47%. This contractual limitation may not be terminated before March 1, 2022 without the approval of the Fund’s Board of Trustees. The Fund’s Board of Trustees may terminate the contractual agreement at any time if it determines that it is in the best interest of the Fund and its shareholders.

## Example

The following Example is intended to help you compare the cost of investing in the Fund with the cost of investing in other funds. The Example assumes that you invest \$10,000 in the Fund for the time periods indicated and then redeem all of your shares at the end of those periods. The Example also assumes that your investment has a 5%

return each year and that the Fund’s operating expenses remain the same (taking into account the expense reimbursement arrangement for one year). Although your actual costs may be higher or lower, based on these assumptions your costs would be:

1 Year	\$ 48
3 Years	\$153
5 Years	\$268
10 Years	\$603

**Portfolio Turnover.** The Fund pays transaction costs, such as commissions, when it buys and sells securities (or “turns over” its portfolio). A higher portfolio turnover rate may indicate higher transaction costs and may result in higher taxes when Fund shares are held in a taxable account. These costs, which are not reflected in annual fund operating expenses or in the Example, affect the Fund’s performance. Portfolio turnover may vary from year to year, as well as within a year. During the most recent fiscal year, the Fund’s portfolio turnover rate was 13% of the average value of its portfolio.

## Principal Investment Strategies

The Underlying Index is designed to reflect the performance of a selection of companies that, in aggregate, offer broad exposure to publicly-traded developed- and emerging-market infrastructure companies, including U.S. companies, as defined by STOXX Ltd. (the “Index Provider”) pursuant to its index methodology. Infrastructure companies generally include, without limitation, entities that own or operate location-specific capital-intensive assets characterized by high barriers to entry, essential services with inelastic demand, regulated pricing, and reliable or relatively stable revenue streams. In addition, Northern Trust Investments, Inc. (“NTI” or the “Investment Adviser”) believes that the companies in the Underlying Index have the potential to generate income through dividend and other payments received.

To derive the Underlying Index, the Index Provider conducts a quantitative analysis of all developed and emerging market securities within the STOXX Global Total Market Index to determine companies that generate at least 50% of their respective revenues from the ownership, development, construction, financing or operation of infrastructure-related assets in the following five sub-sector

---

## FlexShares® STOXX® Global Broad Infrastructure Index Fund (cont.)

---

groups: (i) communication (i.e., cable and satellite, data centers, wireless, wireless towers and wireline); (ii) energy (i.e., energy utilities and mid-stream energy/pipelines); (iii) government outsourcing/social (i.e., correctional facilities, hospitals and postal services); (iv) transportation (i.e., air transportation, passenger transportation, rail transportation, road transportation and water transportation); and (v) utilities (i.e., waste management and water utilities). Eligible securities are selected based on largest free-float adjusted market capitalization, with a maximum of 40 securities for each sub-sector group and with the number of constituent securities distributed equally among the sub-sector group of each industry group. Constituents of the Underlying Index may include common and preferred stocks, publicly-traded units of master limited partnerships (“MLPs”) and real estate investment trusts (“REITs”). In addition to tracking the performance of the Underlying Index, Northern Trust Investments, Inc. (“NTI” or “Investment Adviser”) also seeks to minimize portfolio turnover and tax inefficiencies.

As of December 31, 2020, the Underlying Index comprised 164 issues with market capitalizations ranging from \$176.7 million to \$243.1 billion. As of the same date, the top five countries (by weighting) represented in the Underlying Index were the United States (40.2%), Canada (15.3%), Japan (10.5%), Australia (5.1%), and Spain (5.0%). The Underlying Index is governed by published, objective rules for security selection, exclusion, rebalancing and adjustments for corporate actions and is reconstituted on a semi-annual basis. The composition of the Underlying Index will change over time.

The Underlying Index of the Fund will be rebalanced or reconstituted as described above under normal market conditions. During periods of market disruption or other abnormal market conditions, the rebalancing or reconstitution of the Fund’s Underlying Index may be delayed.

NTI uses a “passive” or indexing approach to try to achieve the Fund’s investment objective. Unlike many investment companies, the Fund does not try to “beat” the index it tracks and does not seek temporary defensive positions when markets decline or appear overvalued.

NTI uses a representative sampling strategy to manage the Fund. “Representative sampling” is investing in a representative sample of securities that collectively has an invest-

ment profile similar to the Underlying Index. The Fund may or may not hold all of the securities that are included in the Underlying Index. The Fund reserves the right to invest in substantially all of the securities in its Underlying Index in approximately the same proportions (i.e., replication) if NTI determines that it is in the best interest of the Fund.

Under normal circumstances, the Fund will invest at least 80% of its total assets (exclusive of collateral held from securities lending) in the securities of the Underlying Index and in American Depositary Receipts (“ADRs”) and Global Depositary Receipts (“GDRs”) (collectively “Depositary Receipts”) based on the securities in the Underlying Index. The Fund may also invest up to 20% of its assets in cash and cash equivalents, including shares of money market funds advised by NTI or its affiliates, futures contracts, options on futures contracts and forward currency contracts, as well as securities not included in the Underlying Index, but which NTI believes will help the Fund track its Underlying Index.

The Underlying Index is sponsored by the Index Provider, an organization that is independent of the Fund and NTI. The Index Provider determines the composition and relative weightings of the securities in the Underlying Index and publishes information regarding the market value of the Underlying Index.

The Fund may lend securities representing up to one-third of the value of the Fund’s total assets (including the value of the collateral received).

The Fund is “non-diversified” under the Investment Company Act of 1940, as amended, and may invest more of its assets in fewer issuers than “diversified” funds.

**Industry Concentration Policy.** The Fund will concentrate its investments (i.e., hold 25% or more of its total assets) in a particular industry or group of industries to approximately the same extent that the Underlying Index is concentrated.

### Principal Risks

As with any investment, you could lose all or part of your investment in the Fund, and the Fund’s performance could trail that of other investments. The Fund is subject to certain risks, including the principal risks noted below, any of which may adversely affect the Fund’s net asset value



---

## FlexShares® STOXX® Global Broad Infrastructure Index Fund (cont.)

---

(“NAV”), trading price, yield, total return and ability to meet its investment objective. Each risk noted below is considered a principal risk of investing in the Fund, regardless of the order in which it appears. The significance of each risk factor below may change over time and you should review each risk factor carefully.

**Equity Securities Risk** is the risk that the values of the equity securities owned by the Fund may be more volatile and underperform other asset classes and the general securities markets.

**REIT Risk** is the risk that the Fund’s investments may be affected by factors affecting REITs and the real estate sector generally. Investing in REITs involves certain unique risks in addition to those risks associated with investing in the real estate industry in general. REITs whose underlying properties are concentrated in a particular industry or geographic region are also subject to risks affecting such industries and regions. REITs may have limited financial resources, may trade less frequently and in lower volume, engage in dilutive offerings or become more volatile than other securities. By investing in REITs through the Fund, a shareholder will bear expenses of the REITs in addition to expenses of the Fund. In addition, REITs could possibly fail to (i) qualify for favorable tax treatment under applicable tax law, or (ii) maintain their exemption from registration under the Investment Company Act of 1940.

**Infrastructure-Related Companies Risk** is the risk that the Fund is subject to the risks associated with investment in infrastructure-related companies in addition to the general risk of the stock market. Risks associated with infrastructure-related companies include: (a) realized revenue volume may be significantly lower than projected and/or there will be cost overruns; (b) infrastructure project sponsors will alter their terms making a project no longer economical; (c) macroeconomic factors such as low gross domestic product (“GDP”) growth or high nominal interest rates will raise the average cost of infrastructure funding; (d) government regulation may affect rates charged to infrastructure customers; (e) government budgetary constraints will impact infrastructure projects; (f) special tariffs will be imposed; and (g) changes in tax laws, regulatory policies or accounting standards could be unfavorable. Other risks include environmental damage due to a company’s operations or an accident, a natural disaster,

changes in market sentiment towards infrastructure and terrorist acts. Any of these events could cause the value of the Fund’s investments in infrastructure-related companies to decline.

**MLP Risk** is the risk that accompanies an investment in MLP units. Investing in MLPs involves certain risks related to investing in the underlying assets of the MLPs and risks associated with pooled investment vehicles. MLPs that concentrate in a particular industry or a particular geographic region are subject to risks associated with such industry or region. MLPs may also be sensitive to changes in interest rates and during periods of interest rate volatility, limited capital markets access and/or low commodities pricing and may not provide attractive returns. The benefit derived from the Fund’s investment in MLPs is largely dependent on the MLPs being treated as partnerships for federal income tax purposes. If any of the MLPs owned by the Fund were treated as corporations for U.S. federal income tax purposes, the after-tax return to the Fund with respect to its investment in such MLPs would be materially reduced, which could cause a decline in the value of the Fund’s shares. The Fund must include its allocable share of the MLP’s taxable income in its taxable income, whether or not it receives a distribution of cash from the MLP. In such case, the Fund may have to liquidate securities to make required distributions to the Fund’s shareholders.

**U.S. Issuer Risk** is the risk that certain changes in the U.S. economy, such as when the U.S. economy weakens or when its financial markets decline, may have an adverse effect on the securities to which the Fund has exposure.

**Foreign Securities Risk** is the risk that investing in foreign (non-U.S.) securities may result in the Fund experiencing more rapid and extreme changes in value than a fund that invests exclusively in U.S. securities, due to less liquid markets, tariffs and trade disputes and adverse economic, political, diplomatic, environmental, financial, and regulatory factors. Foreign governments also may impose limits on investment and repatriation and impose taxes. Any of these events could cause the value of the Fund’s investments to decline. To the extent that the Fund’s assets are significantly invested in a single country or geographic region, the Fund will be subject to the risks associated with that particular country or region. To the extent that the underlying securities and/or other assets held by the Fund



---

## FlexShares® STOXX® Global Broad Infrastructure Index Fund (cont.)

---

trade on foreign exchanges or in foreign markets that may be closed when the securities exchange on which the Fund's shares trade is open, there are likely to be deviations between the current price of such an underlying security and the last quoted price for the underlying security (i.e., the Fund's quote from the closed foreign market). The impact of a closed foreign market on the Fund is likely to be greater where a large portion of the Fund's underlying securities and/or other assets trade on that closed foreign market or when the foreign market is closed for unscheduled reasons. These deviations could result in premiums or discounts to the Fund's NAV that may be greater than those experienced by other ETFs.

*Currency Risk* is the risk that foreign currencies, securities that trade in or receive revenues in foreign currencies, or derivatives that provide exposure to foreign currencies will fluctuate in value relative to the U.S. dollar, adversely affecting the value of the Fund's investments and its returns. Because the Fund's NAV is determined on the basis of U.S. dollars, and the Fund does not attempt to hedge against changes in the value of non-U.S. currencies, you may lose money if the local currency of a foreign market depreciates against the U.S. dollar, even if the market value of the Fund's holdings appreciates. In addition, fluctuations in the exchange values of currencies could affect the economy or particular business operations of companies in a geographic region in which the Fund invests, causing an adverse impact on the Fund's investments in the affected region.

*Emerging Markets Risk* is the risk that markets of emerging market countries are less developed and less liquid, subject to greater price volatility, subject to less uniform or robust accounting, securities valuation and reporting requirements, and generally subject to increased economic, political, regulatory and other uncertainties than more developed markets.

**Market Risk** is the risk that the value of the Fund's investments may increase or decrease in response to expected, real or perceived economic, political or financial events in the U.S. or global markets. The frequency and magnitude of such changes in value cannot be predicted. Certain securities and other investments held by the Fund may experience increased volatility, illiquidity, or other potentially adverse effects in response to changing market conditions,

inflation, changes in interest rates, lack of liquidity in the bond or equity markets, or volatility in the equity markets. Market disruptions caused by local or regional events such as war, acts of terrorism, the spread of infectious illness (including epidemics and pandemics) or other public health issues, recessions or other events or adverse investor sentiment could have a significant impact on the Fund and its investments and could result in the Fund's shares trading at increased premiums or discounts to the Fund's NAV. An outbreak of COVID-19, a respiratory disease caused by a novel coronavirus, has negatively affected the worldwide economy, the financial health of individual companies and the market in significant and unforeseen ways. The future impact of COVID-19 is currently unknown. The effects to public health, business and market conditions resulting from the COVID-19 pandemic may have a significant negative impact on the performance of the Fund's investments. During periods of market disruption or other abnormal market conditions, the Fund's exposure to the risks described elsewhere in this summary will likely increase. Market disruptions, regulatory restrictions or other abnormal market conditions could have an adverse effect on the Fund's ability to adjust its exposure to the required levels in order to track its Underlying Index or cause delays in the Underlying Index's rebalancing or reconstitution schedule. During any such delay, it is possible that the Underlying Index and, in turn, the Fund will deviate from the Underlying Index's stated methodology and therefore experience returns different than those that would have been achieved under a normal rebalancing or reconstitution schedule. Because the Fund is designed to maintain a high level of exposure to its Underlying Index at all times, it will not take any steps to invest defensively or otherwise reduce the risk of loss during market downturns.

Market risk includes the risk that a particular style of investing, such as growth or value, may underperform the market generally. The market value of the securities in which the Fund invests may go up or down in response to the prospects of individual companies, particular sectors or governments and/or general economic conditions throughout the world due to increasingly interconnected global economies and financial markets. As a result, whether or not the Fund invests in securities of issuers located in or with significant exposure to the countries directly affected, the value and liquidity of the Fund's investments may be

---

# FlexShares® STOXX® Global Broad Infrastructure Index Fund (cont.)

---

negatively affected. Securities markets may experience great short-term volatility and may fall sharply at times. Different markets may behave differently from each other and a foreign market may move in the opposite direction from the U.S. market.

Price changes may be temporary or last for extended periods. You could lose money over short periods due to fluctuation in the market prices of the Fund's shares in response to market movements, and over longer periods during market downturns.

**Passive Investment Risk** is the risk that the Fund is not actively managed and NTI does not attempt to take defensive positions in any market conditions, including declining markets.

**Tracking Error Risk** is the risk that the Fund's performance may vary substantially from the performance of the Underlying Index. The Fund's performance may vary from the performance of the Underlying Index for a number of reasons including that the Fund incurs operating expenses that the Underlying Index does not and that the Fund accepts custom baskets. In addition, the Fund employs a representative sampling strategy, and therefore, may incur tracking error to a greater extent than a fund that seeks to replicate an index. The representative sampling strategy used by NTI may fail to produce the intended results. Tracking error risk may be higher for funds that track a foreign index, or an index that includes foreign securities, because regulatory and reporting requirements may differ from those in the U.S., and there is a heightened risk associated with limited availability and reliability of data used to construct the index.

**Authorized Participant Concentration Risk** is the risk that the Fund may be adversely affected because it has a limited number of institutions that act as authorized participants ("Authorized Participants"). Only an Authorized Participant may engage in creation or redemption transactions directly with the Fund and none of those Authorized Participants is obligated to engage in creation and/or redemption transactions. To the extent that these institutions exit the business or are unable to proceed with creation and/or redemption orders with respect to the Fund and no other Authorized Participant is able to step forward to create or redeem Creation Units (as defined below), Fund shares may trade at a discount to NAV and possibly face trading halts and/or delisting. This risk may be heightened because of its investments in non-U.S. securities.

**Calculation Methodology Risk** is the risk that the Underlying Index's calculation methodology or sources of information may not provide an accurate assessment of included issuers or correct valuation of securities, nor is the availability or timeliness of the production of the Index guaranteed. A security included in an Underlying Index may not exhibit the characteristic or provide the specific exposure for which it was selected and consequently a Fund's holdings may not exhibit returns consistent with that characteristic or exposure. Unusual market conditions may cause the provider of the Underlying Index to postpone a scheduled rebalance, which could cause the Underlying Index to vary from its normal or expected composition.

**Market Trading Risk** is the risk that the Fund faces because its shares are listed on a securities exchange, including the potential lack of an active market for Fund shares, losses from trading in secondary markets, periods of high volatility and disruption in the creation/redemption process of the Fund. ANY OF THESE FACTORS MAY LEAD TO THE FUND'S SHARES TRADING AT A PREMIUM OR DISCOUNT TO NAV.

Trading in Fund shares may be halted due to market conditions or for reasons that, in the view of its listing exchange, make trading in the shares inadvisable. The market prices of Fund shares will generally fluctuate in accordance with changes in its NAV, changes in the relative supply of, and demand for, Fund shares, and changes in the liquidity, or the perceived liquidity, of the Fund's holdings.

**Concentration Risk** is the risk that, to the extent the Fund's investments are concentrated in the securities of issuers in a particular region, country, market, industry, sector or asset class, the Fund may be subject to increased price volatility and may be more susceptible to adverse economic, market, political or regulatory occurrences affecting that region, country, market, industry, sector or asset class.

**Cyber Security and Operational Risk** is the risk that the Fund and its service providers may experience disruptions that arise from breaches in cyber security, human error, processing and communications errors, counterparty or third-party errors, technology or systems failures, any of which may have an adverse impact on the Fund. Failures or breaches of the electronic systems of the Fund, the Investment Adviser, distributor, and other service providers,

---

## FlexShares® STOXX® Global Broad Infrastructure Index Fund (cont.)

---

market makers, index providers, Authorized Participants or the issuers of securities in which the Fund invests have the ability to cause disruptions and negatively impact the Fund's business operations, potentially resulting in financial losses to the Fund and its shareholders. Among other situations, disruptions (for example, pandemics or health crises) that cause prolonged periods of remote work or significant employee absences at the Fund's service providers could impact the ability to conduct the Fund's operations. The Fund and Investment Adviser have limited ability to prevent or mitigate cybersecurity incidents affecting third-party service providers, and such third-party service providers may have limited indemnification obligations to the Fund or Investment Adviser. Issuers of securities in which the Fund invests are also subject to cybersecurity risks, and the value of these securities could decline if the issuers experience cyber-attacks or other cyber-failures.

**Derivatives Risk** is the risk that derivatives may pose risks in addition to and greater than those associated with investing directly in securities, currencies and other instruments, may be illiquid or less liquid, more volatile, more difficult to value and leveraged so that small changes in the value of the underlying instrument may produce disproportionate losses to the Fund. Derivatives are also subject to counterparty risk, which is the risk that the other party to the transaction will not perform its contractual obligations. The use of derivatives is a highly specialized activity that involves investment techniques and risks different from those associated with investments in more traditional securities and instruments.

**Interest Rate Risk** is the risk that rising interest rates may adversely affect the Fund. Increases in interest rates typically lower the present value of a REIT's future earnings stream, and may make financing property purchases and improvements more costly. Because the market price of REIT stocks may change based upon investors' collective perceptions of future earnings, the value of the Fund may decline when investors anticipate or experience rising interest rates.

**Mid and Small Cap Stock Risk** is the risk that stocks of mid-sized and smaller companies may be more volatile than stocks of larger, more established companies, and may lack sufficient market liquidity. Mid-sized and small companies may have limited product lines or financial

resources, may be dependent upon a particular niche of the market, or may be dependent upon a small or inexperienced management group. Securities of smaller companies may trade less frequently and in lower volume than the securities of larger companies, which could lead to higher transaction costs. Generally the smaller the company size, the greater the risk.

**Non-Diversification Risk** is the risk that Fund performance may depend on the performance of a small number of issuers because the Fund may invest a large percentage of its assets in securities issued by or representing a small number of issuers.

**Securities Lending Risk** is the risk that the Fund may lose money because the borrower of the loaned securities fails to return the securities in a timely manner or at all. The Fund could also lose money in the event of a decline in the value of collateral provided for loaned securities or a decline in the value of any investments made with cash collateral.

**Valuation Risk** is the risk that the sale price the Fund could receive for a portfolio security may differ from the Fund's valuation of the security, particularly for securities that trade in low volume or volatile markets or that are valued using a fair value methodology. In addition, the value of the securities in the Fund's portfolio may change on days when shareholders will not be able to purchase or sell the Fund's shares. The Fund relies on various sources to calculate its NAV. The information may be provided by third parties that are believed to be reliable, but the information may not be accurate due to errors by such pricing sources, technological issues or otherwise.

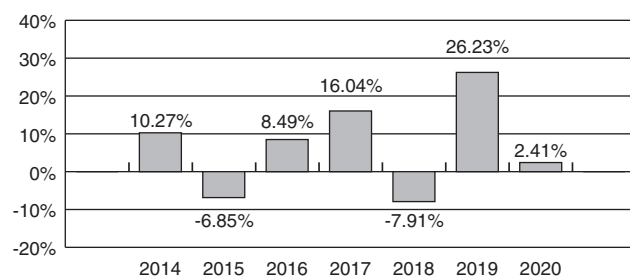
**It is possible to lose money on an investment in the Fund. An investment in the Fund is not a deposit of any bank and is not insured or guaranteed by the Federal Deposit Insurance Corporation, any other government agency, or The Northern Trust Company, its affiliates, subsidiaries or any other bank.**

### Fund Performance

The bar chart and table that follow show how the Fund has performed on a calendar year basis and provide an indication of the risks of investing in the Fund. Past performance (before and after taxes) does not necessarily indicate how the Fund will perform in the future. Updated information on the Fund's performance results can be obtained by visiting [flexshares.com](http://flexshares.com).

# FlexShares® STOXX® Global Broad Infrastructure Index Fund (cont.)

## Calendar Year Total Returns



For the period shown in the bar chart above:

Best Quarter (3/31/2019): 13.57%

Worst Quarter (3/31/2020): -19.69%

## Average Annual Total Returns

(for the periods ended December 31, 2020)

	One Year	Five Year	Since Inception of Fund	Inception Date of Fund
Before Taxes	2.41%	8.43%	6.96%	10/8/2013
After Taxes on Distributions	1.77%	7.69%	6.29%	—
After Taxes on Distributions and Sale of Shares	1.72%	6.50%	5.42%	—
STOXX® Global Broad Infrastructure Index*	2.24%	8.30%	6.87%	—

\* Reflects no deduction for fees, expenses or taxes.

After-tax returns are calculated using the historical highest individual federal marginal income tax rates and do not reflect the impact of state and local taxes. Actual after-tax returns depend on an investor's tax situation and may differ from those shown. After-tax returns shown are not relevant to investors who hold shares through tax-deferred arrangements, such as 401(k) plans or individual retirement plans. After-tax returns may exceed the return before taxes due to an assumed tax benefit from realizing a capital loss on a sale of Fund shares.

## Management

**Investment Adviser and Portfolio Managers.** Northern Trust Investments, Inc., a subsidiary of Northern Trust Corporation, serves as the Investment Adviser of the Fund.

Robert Anstine, Brendan Sullivan and Volter Bagriy, each a Vice President of Northern Trust Investments, Inc., have served as Portfolio Managers of the Fund since October 2013, June 2016 and March 2021, respectively.

## Purchase and Sale of Fund Shares

The Fund is an exchange-traded fund (commonly referred to as an "ETF"). Individual Fund shares may only be purchased and sold in the secondary market through a broker-dealer. The price of Fund shares is based on market price, and because ETF shares trade at market prices rather than NAV, shares may trade at a price greater than NAV (a premium) or less than NAV (a discount). An investor may incur costs attributable to the difference between the highest price a buyer is willing to pay to purchase shares of the Fund (bid) and the lowest price a seller is willing to accept for shares of the Fund (ask) when buying or selling shares in the secondary market ("the bid-ask spread"). Recent information, including information about the Fund's NAV, market price, premiums and discounts, and bid-ask spreads, is included on the Fund's website at [flexshares.com](http://flexshares.com).

## Tax Information

The Fund's distributions are generally taxable to you as ordinary income, qualified dividends, capital gains, Section 199A dividends, or a combination of the four, unless you are investing through a tax-exempt or tax-deferred arrangement, such as a 401(k) plan or an individual retirement account. Distributions may be taxable upon withdrawal from tax-deferred accounts.

## Payments to Brokers-Dealers and Other Financial Intermediaries

If you purchase the Fund through a broker-dealer or other financial intermediary (such as a bank), NTI and its related companies may pay the intermediary for activities related to the marketing and promotion of the Fund. These payments may create a conflict of interest by influencing the broker-dealer or other intermediary and your salesperson to recommend the Fund over another investment. Ask your salesperson or visit your financial intermediary's website for more information.



# FlexShares<sup>®</sup> Global Quality Real Estate Index Fund

## Investment Objective

The Fund seeks investment results that correspond generally to the price and yield performance, before fees and expenses, of the Northern Trust Global Quality Real Estate Index<sup>SM</sup> (the “Underlying Index”).

## Fees And Expenses Of The Fund

This table describes the fees and expenses that you may pay if you buy, hold and sell shares of the Fund. Under the Fund’s Investment Advisory Agreement, the Fund is responsible for the following expenses: interest expenses, brokerage commissions and other trading expenses, fees and expenses of the independent trustees and their independent legal counsel, taxes and other extraordinary costs such as litigation and other expenses not incurred in the ordinary course of business. You will also incur usual and customary brokerage commissions and fees to financial intermediaries when buying or selling shares of the Fund in the secondary market, which are not reflected in the example that follows:

Annual Fund Operating Expenses (expenses that you pay each year as a percentage of the value of your investment)	
Management Fees	0.45%
Distribution (12b-1) Fees	0.00%
Other Expenses	0.01%
Total Annual Fund Operating Expenses	0.46%
Expense Reimbursement <sup>(1)</sup>	-0.01%
Total Annual Fund Operating Expenses After Expense Reimbursement	0.45%

<sup>(1)</sup> Northern Trust Investments, Inc. (“NTI” or the “Investment Adviser”) has contractually agreed to reimburse a portion of the operating expenses of the Fund (other than Acquired Fund Fees and Expenses) to the extent the “Total Annual Fund Operating Expenses” exceed 0.45%. This contractual limitation may not be terminated before March 1, 2022 without the approval of the Fund’s Board of Trustees. The Fund’s Board of Trustees may terminate the contractual agreement at any time if it determines that it is in the best interest of the Fund and its shareholders.

## Example

The following Example is intended to help you compare the cost of investing in the Fund with the cost of investing in other funds. The Example assumes that you invest \$10,000 in the Fund for the time periods indicated and then redeem all of your shares at the end of those periods. The Example also assumes that your investment has a 5%

return each year and that the Fund’s operating expenses remain the same (taking into account the expense reimbursement arrangement for one year). Although your actual costs may be higher or lower, based on these assumptions your costs would be:

1 Year	\$ 46
3 Years	\$147
5 Years	\$257
10 Years	\$578

**Portfolio Turnover.** The Fund pays transaction costs, such as commissions, when it buys and sells securities (or “turns over” its portfolio). A higher portfolio turnover rate may indicate higher transaction costs and may result in higher taxes when Fund shares are held in a taxable account. These costs, which are not reflected in annual fund operating expenses or in the Example, affect the Fund’s performance. Portfolio turnover may vary from year to year, as well as within a year. During the most recent fiscal year, the Fund’s portfolio turnover rate was 56% of the average value of its portfolio.

## Principal Investment Strategies

The Underlying Index is designed to reflect the performance of a selection of companies that, in aggregate, possess greater exposure to quality, value and momentum factors relative to the Northern Trust Global Real Estate Index (the “Parent Index”), a float-adjusted market-capitalization weighted index of publicly-traded equity securities of U.S. and non-U.S. real estate investment trusts (REITs) and real estate operating companies. In addition, the Underlying Index is designed to include companies with enhanced risk-return characteristics relative to the global publicly-traded real-estate market by featuring quality, value and momentum risk premiums, which Northern Trust Investments, Inc. (“NTI” or “Investment Adviser”) believes have been historically demonstrated over a full market cycle.

To derive the Underlying Index, NTI, acting in its capacity as index provider (the “Index Provider”), ranks all constituents of the Parent Index using a Northern Trust proprietary blended multi-factor score. This score is designed to measure companies based on the quantitative assessment of their respective (a) quality (i.e., a factor that seeks to identify companies that exhibit financial strength and stability relative to the Parent Index; (b) value (i.e., a factor



---

## FlexShares® Global Quality Real Estate Index Fund (cont.)

---

reflecting the current worth a company relative to its own historical value, book value or valuation versus peers); and (c) momentum (i.e., a factor that reflects market sentiment and changes in security price over a given time period). The Index Provider then uses an optimization process to select and weight eligible securities in order to maximize the overall blended multi-factor score relative to the Parent Index. The optimization also includes industry group, region, country and single-security weight constraints so that these index characteristics vary within acceptable bands relative to the Parent Index. A company must meet the following criteria to be eligible for inclusion in the Underlying Index: (a) it must be an equity owner or operator of real estate; (b) it must be classified under the business sector of “Real Estate” by Thompson Reuters Business Classifications or have registered as a real estate investment trust under its applicable local tax code; and (c) the liquidity of the company’s stock must be commensurate with that of other institutionally held real estate securities, as determined by the Index Provider pursuant to its index methodology. The following types of securities are not included in the Underlying Index: mortgage REITs, real estate finance companies, mortgage brokers and bankers, commercial and residential real estate brokers and real estate agents and home builders, as well as companies that have more than 50% of their assets in direct mortgage investments. In addition to tracking the performance of the Underlying Index, the Investment Adviser seeks to minimize portfolio turnover and tax inefficiencies. The Underlying Index is governed by published, objective rules for security selection, exclusion, rebalancing and adjustments for corporate actions. The Underlying Index is reconstituted on a quarterly basis.

As of December 31, 2020, the Underlying Index was comprised of 146 issues with market capitalizations ranging from \$469.0 million to \$99.7 billion. As of December 31, 2020, the top five countries (by weighting) represented in the Underlying Index were the United States (60.6%), Japan (7.5%), Hong Kong (6.5%), Australia (4.3%) and Germany (4.2%). The composition of the Underlying Index will change over time.

The Underlying Index of the Fund will be rebalanced or reconstituted as described above under normal market conditions. During periods of market disruption or other abnormal market conditions, the rebalancing or reconstitution of the Fund’s Underlying Index may be delayed.

NTI uses a “passive” or indexing approach to try to achieve the Fund’s investment objective. Unlike many investment companies, the Fund does not try to “beat” the index it tracks and does not seek temporary defensive positions when markets decline or appear overvalued.

NTI uses a representative sampling strategy to manage the Fund. “Representative sampling” is investing in a representative sample of securities that collectively has an investment profile similar to the Underlying Index. The Fund may or may not hold all of the securities that are included in the Underlying Index. The Fund reserves the right to invest in substantially all of the securities in its Underlying Index in approximately the same proportions (i.e., replication) if NTI determines that it is in the best interest of the Fund.

Under normal circumstances, the Fund will invest at least 80% of its total assets (exclusive of collateral held from securities lending) in the securities of the Underlying Index and in American Depositary Receipts (“ADRs”) and Global Depositary Receipts (“GDRs”) (collectively “Depositary Receipts”) based on the securities in the Underlying Index. The Fund may also invest up to 20% of its assets in cash and cash equivalents, including shares of money market funds advised by NTI or its affiliates, futures contracts, options on futures contracts and forward currency contracts, as well as securities not included in the Underlying Index, but which NTI believes will help the Fund track its Underlying Index.

The Underlying Index is created and sponsored by NTI, as the Index Provider. NTI also serves as the investment adviser to the Fund. The Index Provider determines the composition and relative weightings of the securities in the Underlying Index and publishes information regarding the market value of the Underlying Index.

The Fund may lend securities representing up to one-third of the value of the Fund’s total assets (including the value of the collateral received).

The Fund is “non-diversified” under the Investment Company Act of 1940, as amended, and may invest more of its assets in fewer issuers than “diversified” funds.

**Industry Concentration Policy.** The Fund will concentrate its investments (i.e., hold 25% or more of its total assets) in a particular industry or group of industries to approxi-

---

# FlexShares® Global Quality Real Estate Index Fund (cont.)

---

mately the same extent that the Underlying Index is concentrated. As of January 31, 2021, the Fund was concentrated in the following industry: Equity Real Estate Investment Trusts (74.7%). The components of the Underlying Index, and the degree to which these components represent certain industries, may change over time.

## Principal Risks

As with any investment, you could lose all or part of your investment in the Fund, and the Fund's performance could trail that of other investments. The Fund is subject to certain risks, including the principal risks noted below, any of which may adversely affect the Fund's net asset value ("NAV"), trading price, yield, total return and ability to meet its investment objective. Each risk noted below is considered a principal risk of investing in the Fund, regardless of the order in which it appears. The significance of each risk factor below may change over time and you should review each risk factor carefully.

**Real Estate Securities Risk** is the risk that the Fund is subject to the risks associated with investment in the real estate sector in addition to the general risk of the stock market. Investing in securities of real estate companies will make the Fund more susceptible to risks associated with the ownership of real estate and with the real estate industry in general, as well as risks that relate specifically to the way in which real estate companies are organized and operated. Real estate companies may have lower trading volumes and may be subject to more abrupt or erratic price movements than the overall securities markets. The value of real estate securities may underperform other sectors of the economy or broader equity markets. To the extent that the Fund concentrates its investments in the real estate sector, it may be subject to greater risk of loss than if it were diversified across different industry sectors.

**REIT Risk** is the risk that the Fund's investments may be affected by factors affecting REITs and the real estate sector generally. Investing in REITs involves certain unique risks in addition to those risks associated with investing in the real estate industry in general. REITs whose underlying properties are concentrated in a particular industry or geographic region are also subject to risks affecting such industries and regions. REITs may have limited financial resources, may trade less frequently and in lower volume, engage in dilutive offerings or become more volatile than

other securities. By investing in REITs through the Fund, a shareholder will bear expenses of the REITs in addition to expenses of the Fund. In addition, REITs could possibly fail to (i) qualify for favorable tax treatment under applicable tax law, or (ii) maintain their exemption from registration under the Investment Company Act of 1940.

**Equity Securities Risk** is the risk that the values of the equity securities owned by the Fund may be more volatile and underperform other asset classes and the general securities markets.

**U.S. Issuer Risk** is the risk that certain changes in the U.S. economy, such as when the U.S. economy weakens or when its financial markets decline, may have an adverse effect on the securities to which the Fund has exposure.

**Mid and Small Cap Stock Risk** is the risk that stocks of mid-sized and smaller companies may be more volatile than stocks of larger, more established companies, and may lack sufficient market liquidity. Mid-sized and small companies may have limited product lines or financial resources, may be dependent upon a particular niche of the market, or may be dependent upon a small or inexperienced management group. Securities of smaller companies may trade less frequently and in lower volume than the securities of larger companies, which could lead to higher transaction costs. Generally the smaller the company size, the greater the risk.

**Foreign Securities Risk** is the risk that investing in foreign (non-U.S.) securities may result in the Fund experiencing more rapid and extreme changes in value than a fund that invests exclusively in U.S. securities, due to less liquid markets, tariffs and trade disputes and adverse economic, political, diplomatic, environmental, financial, and regulatory factors. Foreign governments also may impose limits on investment and repatriation and impose taxes. Any of these events could cause the value of the Fund's investments to decline. To the extent that the Fund's assets are significantly invested in a single country or geographic region, the Fund will be subject to the risks associated with that particular country or region. To the extent that the underlying securities and/or other assets held by the Fund trade on foreign exchanges or in foreign markets that may be closed when the securities exchange on which the Fund's shares trade is open, there are likely to be deviations between the current price of such an underlying security and the last quoted price for the underlying security (i.e.,

---

## FlexShares® Global Quality Real Estate Index Fund (cont.)

---

the Fund's quote from the closed foreign market). The impact of a closed foreign market on the Fund is likely to be greater where a large portion of the Fund's underlying securities and/or other assets trade on that closed foreign market or when the foreign market is closed for unscheduled reasons. These deviations could result in premiums or discounts to the Fund's NAV that may be greater than those experienced by other ETFs.

**Currency Risk** is the risk that foreign currencies, securities that trade in or receive revenues in foreign currencies, or derivatives that provide exposure to foreign currencies will fluctuate in value relative to the U.S. dollar, adversely affecting the value of the Fund's investments and its returns. Because the Fund's NAV is determined on the basis of U.S. dollars, and the Fund does not attempt to hedge against changes in the value of non-U.S. currencies, you may lose money if the local currency of a foreign market depreciates against the U.S. dollar, even if the market value of the Fund's holdings appreciates. In addition, fluctuations in the exchange values of currencies could affect the economy or particular business operations of companies in a geographic region in which the Fund invests, causing an adverse impact on the Fund's investments in the affected region.

**Market Risk** is the risk that the value of the Fund's investments may increase or decrease in response to expected, real or perceived economic, political or financial events in the U.S. or global markets. The frequency and magnitude of such changes in value cannot be predicted. Certain securities and other investments held by the Fund may experience increased volatility, illiquidity, or other potentially adverse effects in response to changing market conditions, inflation, changes in interest rates, lack of liquidity in the bond or equity markets, or volatility in the equity markets. Market disruptions caused by local or regional events such as war, acts of terrorism, the spread of infectious illness (including epidemics and pandemics) or other public health issues, recessions or other events or adverse investor sentiment could have a significant impact on the Fund and its investments and could result in the Fund's shares trading at increased premiums or discounts to the Fund's NAV. An outbreak of COVID-19, a respiratory disease caused by a novel coronavirus, has negatively affected the worldwide economy, the financial health of individual companies and the market in significant and unforeseen ways. The future

impact of COVID-19 is currently unknown. The effects to public health, business and market conditions resulting from the COVID-19 pandemic may have a significant negative impact on the performance of the Fund's investments. During periods of market disruption or other abnormal market conditions, the Fund's exposure to the risks described elsewhere in this summary will likely increase. Market disruptions, regulatory restrictions or other abnormal market conditions could have an adverse effect on the Fund's ability to adjust its exposure to the required levels in order to track its Underlying Index or cause delays in the Underlying Index's rebalancing or reconstitution schedule. During any such delay, it is possible that the Underlying Index and, in turn, the Fund will deviate from the Underlying Index's stated methodology and therefore experience returns different than those that would have been achieved under a normal rebalancing or reconstitution schedule. Because the Fund is designed to maintain a high level of exposure to its Underlying Index at all times, it will not take any steps to invest defensively or otherwise reduce the risk of loss during market downturns.

Market risk includes the risk that a particular style of investing, such as growth or value, may underperform the market generally. The market value of the securities in which the Fund invests may go up or down in response to the prospects of individual companies, particular sectors or governments and/or general economic conditions throughout the world due to increasingly interconnected global economies and financial markets. As a result, whether or not the Fund invests in securities of issuers located in or with significant exposure to the countries directly affected, the value and liquidity of the Fund's investments may be negatively affected. Securities markets may experience great short-term volatility and may fall sharply at times. Different markets may behave differently from each other and a foreign market may move in the opposite direction from the U.S. market.

Price changes may be temporary or last for extended periods. You could lose money over short periods due to fluctuation in the market prices of the Fund's shares in response to market movements, and over longer periods during market downturns.

**Passive Investment Risk** is the risk that the Fund is not actively managed and NTI does not attempt to take defensive positions in any market conditions, including declining markets.

---

# FlexShares<sup>®</sup> Global Quality Real Estate Index Fund (cont.)

---

**Tracking Error Risk** is the risk that the Fund's performance may vary substantially from the performance of the Underlying Index. The Fund's performance may vary from the performance of the Underlying Index for a number of reasons including that the Fund incurs operating expenses that the Underlying Index does not and that the Fund accepts custom baskets. In addition, the Fund employs a representative sampling strategy, and therefore, may incur tracking error to a greater extent than a fund that seeks to replicate an index. The representative sampling strategy used by NTI may fail to produce the intended results. Tracking error risk may be higher for funds that track a foreign index, or an index that includes foreign securities, because regulatory and reporting requirements may differ from those in the U.S., and there is a heightened risk associated with limited availability and reliability of data used to construct the index.

**Momentum Risk** is the risk that securities that have had higher recent price performance compared to other securities may be more volatile than a broad cross-section of securities or that returns on securities that have previously exhibited price momentum are less than returns on other securities or the overall stock market. Momentum can turn quickly and cause significant variation from other types of investments.

**Value Investing Risk** is the risk that the Fund's investment in companies whose securities are believed to be undervalued, relative to their underlying profitability, will not appreciate in value as anticipated.

**Quality Factor Risk** is the risk that the past performance of companies that have exhibited quality characteristics does not continue or the returns on securities issued by such companies may be less than returns from other styles of investing or the overall stock market. There may be periods when quality investing is out of favor and during which time the Fund's performance may suffer.

**Authorized Participant Concentration Risk** is the risk that the Fund may be adversely affected because it has a limited number of institutions that act as authorized participants ("Authorized Participants"). Only an Authorized Participant may engage in creation or redemption transactions directly with the Fund and none of those Authorized Participants is obligated to engage in creation and/or redemption transactions. To the extent that these institutions exit

the business or are unable to proceed with creation and/or redemption orders with respect to the Fund and no other Authorized Participant is able to step forward to create or redeem Creation Units (as defined below), Fund shares may trade at a discount to NAV and possibly face trading halts and/or delisting. This risk may be heightened because of its investments in non-U.S. securities.

**Calculation Methodology Risk** is the risk that the Underlying Index's calculation methodology or sources of information may not provide an accurate assessment of included issuers or correct valuation of securities, nor is the availability or timeliness of the production of the Index guaranteed. A security included in an Underlying Index may not exhibit the characteristic or provide the specific exposure for which it was selected and consequently a Fund's holdings may not exhibit returns consistent with that characteristic or exposure. Unusual market conditions may cause the provider of the Underlying Index to postpone a scheduled rebalance, which could cause the Underlying Index to vary from its normal or expected composition.

**Market Trading Risk** is the risk that the Fund faces because its shares are listed on a securities exchange, including the potential lack of an active market for Fund shares, losses from trading in secondary markets, periods of high volatility and disruption in the creation/redemption process of the Fund. ANY OF THESE FACTORS MAY LEAD TO THE FUND'S SHARES TRADING AT A PREMIUM OR DISCOUNT TO NAV.

Trading in Fund shares may be halted due to market conditions or for reasons that, in the view of its listing exchange, make trading in the shares inadvisable. The market prices of Fund shares will generally fluctuate in accordance with changes in its NAV, changes in the relative supply of, and demand for, Fund shares, and changes in the liquidity, or the perceived liquidity, of the Fund's holdings.

**Concentration Risk** is the risk that, to the extent the Fund's investments are concentrated in the securities of issuers in a particular region, country, market, industry, sector or asset class, the Fund may be subject to increased price volatility and may be more susceptible to adverse economic, market, political or regulatory occurrences affecting that region, country, market, industry, sector or asset class.

**Cyber Security and Operational Risk** is the risk that the Fund and its service providers may experience disruptions that arise from breaches in cyber security, human error,



---

# FlexShares® Global Quality Real Estate Index Fund (cont.)

---

processing and communications errors, counterparty or third-party errors, technology or systems failures, any of which may have an adverse impact on the Fund. Failures or breaches of the electronic systems of the Fund, the Investment Adviser, distributor, and other service providers, market makers, index providers, Authorized Participants or the issuers of securities in which the Fund invests have the ability to cause disruptions and negatively impact the Fund's business operations, potentially resulting in financial losses to the Fund and its shareholders. Among other situations, disruptions (for example, pandemics or health crises) that cause prolonged periods of remote work or significant employee absences at the Fund's service providers could impact the ability to conduct the Fund's operations. The Fund and Investment Adviser have limited ability to prevent or mitigate cybersecurity incidents affecting third-party service providers, and such third-party service providers may have limited indemnification obligations to the Fund or Investment Adviser. Issuers of securities in which the Fund invests are also subject to cybersecurity risks, and the value of these securities could decline if the issuers experience cyber-attacks or other cyber-failures.

**Derivatives Risk** is the risk that derivatives may pose risks in addition to and greater than those associated with investing directly in securities, currencies and other instruments, may be illiquid or less liquid, more volatile, more difficult to value and leveraged so that small changes in the value of the underlying instrument may produce disproportionate losses to the Fund. Derivatives are also subject to counterparty risk, which is the risk that the other party to the transaction will not perform its contractual obligations. The use of derivatives is a highly specialized activity that involves investment techniques and risks different from those associated with investments in more traditional securities and instruments.

**Emerging Markets Risk** is the risk that markets of emerging market countries are less developed and less liquid, subject to greater price volatility, subject to less uniform or robust accounting, securities valuation and reporting requirements, and generally subject to increased economic, political, regulatory and other uncertainties than more developed markets.

**Interest Rate Risk** is the risk that rising interest rates may adversely affect the Fund. Increases in interest rates typically lower the present value of a REIT's future earnings

stream, and may make financing property purchases and improvements more costly. Because the market price of REIT stocks may change based upon investors' collective perceptions of future earnings, the value of the Fund may decline when investors anticipate or experience rising interest rates.

**Non-Diversification Risk** is the risk that Fund performance may depend on the performance of a small number of issuers because the Fund may invest a large percentage of its assets in securities issued by or representing a small number of issuers.

**Securities Lending Risk** is the risk that the Fund may lose money because the borrower of the loaned securities fails to return the securities in a timely manner or at all. The Fund could also lose money in the event of a decline in the value of collateral provided for loaned securities or a decline in the value of any investments made with cash collateral.

**Valuation Risk** is the risk that the sale price the Fund could receive for a portfolio security may differ from the Fund's valuation of the security, particularly for securities that trade in low volume or volatile markets or that are valued using a fair value methodology. In addition, the value of the securities in the Fund's portfolio may change on days when shareholders will not be able to purchase or sell the Fund's shares. The Fund relies on various sources to calculate its NAV. The information may be provided by third parties that are believed to be reliable, but the information may not be accurate due to errors by such pricing sources, technological issues or otherwise.

**It is possible to lose money on an investment in the Fund. An investment in the Fund is not a deposit of any bank and is not insured or guaranteed by the Federal Deposit Insurance Corporation, any other government agency, or The Northern Trust Company, its affiliates, subsidiaries or any other bank.**

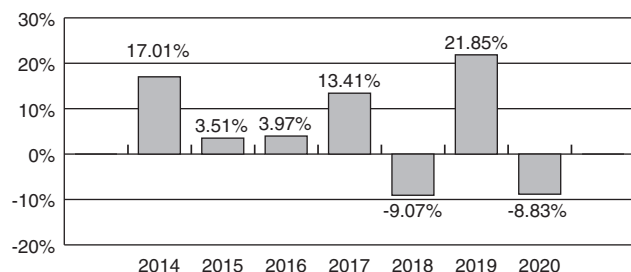
## Fund Performance

The bar chart and table that follow show how the Fund has performed on a calendar year basis and provide an indication of the risks of investing in the Fund. Past performance (before and after taxes) does not necessarily indicate how the Fund will perform in the future. Updated information on the Fund's performance results can be obtained by visiting [flexshares.com](http://flexshares.com).



# FlexShares® Global Quality Real Estate Index Fund (cont.)

## Calendar Year Total Returns



For the period shown in the bar chart above:

Best Quarter (3/31/2019): 15.40%

Worst Quarter (3/31/2020): -26.72%

## Average Annual Total Returns

(for the periods ended December 31, 2020)

	One Year	Five Year	Since Inception of Fund	Inception Date of Fund
Before Taxes	-8.83%	3.56%	5.04%	11/5/2013
After Taxes on Distributions	-9.47%	2.38%	3.90%	—
After Taxes on Distributions and Sale of Shares	-5.12%	2.30%	3.49%	—
FTSE EPRA/NAREIT Developed Index <sup>SM*</sup>	-9.04%	3.74%	4.13%	—
Northern Trust Global Quality Real Estate Index <sup>SM*</sup>	-9.02%	3.53%	4.98%	—

\* Reflects no deduction for fees, expenses or taxes.

After-tax returns are calculated using the historical highest individual federal marginal income tax rates and do not reflect the impact of state and local taxes. Actual after-tax returns depend on an investor's tax situation and may differ from those shown. After-tax returns shown are not relevant to investors who hold shares through tax-deferred arrangements, such as 401(k) plans or individual retirement plans. After-tax returns may exceed the return before taxes due to an assumed tax benefit from realizing a capital loss on a sale of Fund shares.

## Management

**Investment Adviser and Portfolio Managers.** Northern Trust Investments, Inc., a subsidiary of Northern Trust Corporation, serves as the Investment Adviser of the Fund. Robert Anstine, Brendan Sullivan and Basit Amin, each a Vice President of Northern Trust Investments, Inc., have served as Portfolio Managers of the Fund since inception of the Fund in November 2013, June 2016 and March 2021, respectively.

## Purchase and Sale of Fund Shares

The Fund is an exchange-traded fund (commonly referred to as an "ETF"). Individual Fund shares may only be purchased and sold in the secondary market through a broker-dealer. The price of Fund shares is based on market price, and because ETF shares trade at market prices rather than NAV, shares may trade at a price greater than NAV (a premium) or less than NAV (a discount). An investor may incur costs attributable to the difference between the highest price a buyer is willing to pay to purchase shares of the Fund (bid) and the lowest price a seller is willing to accept for shares of the Fund (ask) when buying or selling shares in the secondary market ("the bid-ask spread"). Recent information, including information about the Fund's NAV, market price, premiums and discounts, and bid-ask spreads, is included on the Fund's website at [flexshares.com](http://flexshares.com).

## Tax Information

The Fund's distributions are generally taxable to you as ordinary income, qualified dividends, capital gains, Section 199A dividends, or a combination of the four, unless you are investing through a tax-exempt or tax-deferred arrangement, such as a 401(k) plan or an individual retirement account. Distributions may be taxable upon withdrawal from tax-deferred accounts.

## Payments to Brokers-Dealers and Other Financial Intermediaries

If you purchase the Fund through a broker-dealer or other financial intermediary (such as a bank), NTI and its related companies may pay the intermediary for activities related to the marketing and promotion of the Fund. These payments may create a conflict of interest by influencing the broker-dealer or other intermediary and your salesperson

---

## FlexShares® Global Quality Real Estate Index Fund (cont.)

---

to recommend the Fund over another investment. Ask your salesperson or visit your financial intermediary's website for more information.

# FlexShares<sup>®</sup> Real Assets Allocation Index Fund

## Investment Objective

The Fund seeks investment results that correspond generally to the price and yield performance, before fees and expenses, of the Northern Trust Real Assets Allocation Index<sup>SM</sup> (the “Underlying Index”).

## Fees And Expenses Of The Fund

This table describes the fees and expenses that you may pay if you buy, hold and sell shares of the Fund. Under the Fund’s Investment Advisory Agreement, the Fund is responsible for the following other expenses: interest expenses, brokerage commissions and other trading expenses, fees and expenses of the independent trustees and their independent legal counsel, taxes and other extraordinary costs such as litigation and other expenses not incurred in the ordinary course of business. You will also incur usual and customary brokerage commissions and fees to financial intermediaries when buying or selling shares of the Fund in the secondary market, which are not reflected in the example that follows:

Annual Fund Operating Expenses (expenses that you pay each year as a percentage of the value of your investment)	
Management Fees	0.57%
Distribution (12b-1) Fees	0.00%
Other Expenses	0.01%
Acquired Fund Fees and Expenses <sup>(1)</sup>	0.47%
Total Annual Fund Operating Expenses	1.05%
Expense Reimbursement <sup>(2)</sup>	-0.48%
Total Annual Fund Operating Expenses After Expense Reimbursement	0.57%

<sup>(1)</sup> “Acquired Fund Fees and Expenses” reflect the Fund’s pro rata share of the fees and expenses incurred by investing in the Underlying Fund (as defined below). The impact of Acquired Fund Fees and Expenses will be included in the total returns of the Fund. Acquired Fund Fees and Expenses are not used to calculate the Fund’s net asset value per share.

<sup>(2)</sup> Northern Trust Investments, Inc. (“NTI” or the “Investment Adviser”) has contractually agreed to reimburse a portion of the operating expenses of the Fund (other than Acquired Fund Fees and Expenses) to the extent the “Total Annual Fund Operating Expenses” exceed 0.57%. This contractual limitation may not be terminated before March 1, 2022 without the approval of the Fund’s Board of Trustees. NTI also has contractually agreed until March 1, 2022 to waive a portion of its Management Fees and/or reimburse certain operating expenses in an amount equal to the Acquired Fund Fees and Expenses attributable to the Fund’s investments in the Underlying Fund (as defined

below). The Fund’s Board of Trustees may terminate the contractual agreements at any time if it determines that it is in the best interest of the Fund and its shareholders.

## Example

The following Example is intended to help you compare the cost of investing in the Fund with the cost of investing in other funds. The Example assumes that you invest \$10,000 in the Fund for the time periods indicated and then redeem all of your shares at the end of those periods. The Example also assumes that your investment has a 5% return each year and that the Fund’s operating expenses remain the same (taking into account the expense reimbursement arrangement for one year). Although your actual costs may be higher or lower, based on these assumptions your costs would be:

1 Year	\$ 58
3 Years	\$ 287
5 Years	\$ 534
10 Years	\$1,242

**Portfolio Turnover.** The Fund pays transaction costs, such as commissions, when it buys and sells securities (or “turns over” its portfolio). A higher portfolio turnover rate may indicate higher transaction costs and may result in higher taxes when Fund shares are held in a taxable account. These costs, which are not reflected in annual fund operating expenses or in the Example, affect the Fund’s performance. Portfolio turnover may vary from year to year, as well as within a year. During the most recent fiscal year, the Fund’s portfolio turnover rate was 14% of the average value of its portfolio.

## Principal Investment Strategies

The Fund is a fund of funds and seeks its investment objective by investing primarily in the shares of other FlexShares<sup>®</sup> ETFs (each an “Underlying Fund” and together, the “Underlying Funds”) that are eligible for inclusion in the Underlying Index and listed below, rather than in securities of individual companies. The Underlying Funds themselves seek investment results corresponding to their own respective underlying indexes. The Underlying Funds invest primarily in separate sets of securities representing or providing exposures to global “real assets.” Real assets are defined by the Index Provider as physical or tangible assets. Examples of real assets include but are not limited to commodities, precious metals, oil, and real estate.

---

## FlexShares<sup>®</sup> Real Assets Allocation Index Fund (cont.)

---

Each Underlying Fund has its own risk profile and will contribute differently to the overall risk profile of the Fund. Each of the Underlying Funds invests in equity securities that are traded in or are issued by companies domiciled in global developed or emerging markets (including the U.S.). Certain of the Underlying Funds may invest in publicly-traded units of master limited partnerships (“MLPs”) and real estate investment trusts (“REITs”).

The Underlying Index measures the performance of an optimized allocation to the Underlying Funds that is intended to provide exposures to certain real assets and minimize overall volatility of investment in the Underlying Funds.

As of December 31, 2020, the Underlying Index was comprised of the following Underlying Funds, each of which invests primarily in equity securities: a 48.5% weight to FlexShares<sup>®</sup> STOXX<sup>®</sup> Global Broad Infrastructure Index Fund, a 31.4% weight to FlexShares<sup>®</sup> Morningstar Global Upstream Natural Resources Index Fund and a 20.1% weight to FlexShares<sup>®</sup> Global Quality Real Estate Index Fund. The Underlying Index was constituted and is rebalanced at least annually using a rules-based methodology. The Underlying Index may be rebalanced semi-annually if the volatility of investment in the Underlying Funds surpasses a minimum threshold. The weights of each Underlying Fund, and the degree to which each Underlying Fund represents exposure to certain real assets, may change over time as the Underlying Index and the underlying indexes of the Underlying Funds are reconstituted and/or rebalanced (which may be quarterly) and their component securities fluctuate in value.

The Underlying Index of the Fund will be rebalanced or reconstituted as described above under normal market conditions. During periods of market disruption or other abnormal market conditions, the rebalancing or reconstitution of the Fund’s Underlying Index may be delayed.

NTI uses a “passive” or indexing approach to try to achieve the Fund’s investment objective. Unlike many investment companies, the Fund does not try to “beat” the index it tracks and does not seek temporary defensive positions when markets decline or appear overvalued. In addition to tracking the performance of the Underlying Index, the Investment Adviser seeks to minimize portfolio turnover and tax inefficiencies.

NTI generally intends to replicate the constituent securities of the Fund’s Underlying Index. “Replication” is an indexing strategy in which a fund invests in substantially all of the securities in its underlying index in approximately the

same proportions as in the underlying index. NTI may use a “representative sampling” strategy in certain circumstances, such as when it may not be possible or practicable to fully implement a replication strategy. Representative sampling is investing in a representative sample of securities that collectively has an investment profile similar to the Underlying Index.

Under normal circumstances, the Fund will invest at least 80% of its total assets (exclusive of collateral held from securities lending) in the securities of the Underlying Index. The Fund may also invest up to 20% of its assets in cash and cash equivalents, including shares of money market funds advised by NTI or its affiliates, futures contracts and options on futures contracts, as well as securities not included in the Underlying Index, but which NTI believes will help the Fund track its Underlying Index.

The Underlying Index is created and sponsored by NTI. NTI also serves as the investment adviser to the Fund and the Underlying Funds. NTI, as the Index Provider, determines the composition and relative weightings of the securities in the Underlying Index and publishes information regarding the market value of the Underlying Index.

The Fund may lend securities representing up to one-third of the value of the Fund’s total assets (including the value of the collateral received).

The Fund is “non-diversified” under the Investment Company Act of 1940, as amended, and may invest more of its assets in fewer issuers than “diversified” funds.

**Industry Concentration Policy.** The Fund will concentrate its investments (i.e., hold 25% or more of its total assets) in a particular industry or group of industries to approximately the same extent that the Underlying Index is concentrated.

### Principal Risks

As with any investment, you could lose all or part of your investment in the Fund, and the Fund’s performance could trail that of other investments. The Fund is subject to certain risks, including the principal risks noted below, any of which may adversely affect the Fund’s net asset value (“NAV”), trading price, yield, total return and ability to meet its investment objective. Each risk noted below is considered a principal risk of investing in the Fund, regardless of the order in which it appears. The significance of each risk factor below may change over time and you should review each risk factor carefully.

**Real Assets Risk.** Investments in underlying funds that operate in the real estate, natural resources and infrastructure sectors involve the following risks:

---

## FlexShares® Real Assets Allocation Index Fund (cont.)

---

*Global Natural Resources Risk* is the risk that the Fund is subject to the risks associated with investment in the global natural resources sector in addition to the general risk of the stock market. The natural resources sector can be significantly affected by events relating to U.S. and foreign political and economic developments and environmental and other government regulations, as well as other factors including, but not limited to: commodity price volatility, technological developments and natural or man-made disasters. Declines in the demand for, or prices of, natural resources generally would be expected to contribute to declines in the value of the Fund's or Underlying Fund's equity securities. Such declines may occur quickly and without warning and may negatively impact the value of the Fund and your investment.

*Infrastructure-Related Companies Risk* is the risk that the Fund is subject to the risks associated with investment in infrastructure-related companies in addition to the general risk of the stock market. Risks associated with infrastructure-related companies include: (a) realized revenue volume may be significantly lower than projected and/or there will be cost overruns; (b) infrastructure project sponsors will alter their terms making a project no longer economical; (c) macroeconomic factors such as low gross domestic product ("GDP") growth or high nominal interest rates will raise the average cost of infrastructure funding; (d) government regulation may affect rates charged to infrastructure customers; (e) government budgetary constraints will impact infrastructure projects; (f) special tariffs will be imposed; and (g) changes in tax laws, regulatory policies or accounting standards could be unfavorable. Other risks include environmental damage due to a company's operations or an accident, a natural disaster, changes in market sentiment towards infrastructure and terrorist acts. Any of these events could cause the value of the Fund's or Underlying Fund's investments in infrastructure-related companies to decline.

*MLP Risk* is the risk that accompanies an investment in publicly-traded MLP units. An MLP is a publicly traded company organized as a limited partnership or limited liability company and treated as a partnership for federal income tax purposes. Investing in MLPs involves certain risks related to investing in the underlying assets of the MLPs and risks associated with pooled investment vehicles. MLPs that concentrate in a particular industry or a particular geographic region are subject to risks associated with such industry or region. MLPs may also be sensitive to changes in interest rates and during periods of interest rate volatility, limited capital markets access and/or low com-

modities pricing and may not provide attractive returns. The benefit derived from an Underlying Fund's investment in MLPs is largely dependent on the MLPs being treated as partnerships for federal income tax purposes. If any of the MLPs owned by an Underlying Fund were treated as corporations for U.S. federal income tax purposes, the after-tax return to the Underlying Fund with respect to its investment in such MLPs would be materially reduced, which could cause a decline in the value of the Underlying Fund's shares. The Underlying Fund must include its allocable share of the MLP's taxable income in its taxable income, whether or not it receives a distribution of cash from the MLP. In such case, the Fund may have to liquidate securities to make required distributions to the Fund's shareholders.

*Real Estate Securities Risk* is the risk that the Fund or an Underlying Fund is subject to the risks associated with investment in the real estate sector in addition to the general risk of the stock market. Investing in securities of real estate companies will make an Underlying Fund, and the Fund, more susceptible to risks associated with the ownership of real estate and with the real estate industry in general, as well as risks that relate specifically to the way in which real estate companies are organized and operated. Real estate companies may have lower trading volumes and may be subject to more abrupt or erratic price movements than the overall securities markets. The value of real estate securities may underperform other sectors of the economy or broader equity markets. To the extent that an Underlying Fund, and the Fund, concentrates its investments in the real estate sector, it may be subject to greater risk of loss than if it were diversified across different industry sectors.

*REIT Risk* is the risk that the Fund's investments may be affected by factors affecting REITs and the real estate sector generally. Investing in REITs involves certain unique risks in addition to those risks associated with investing in the real estate industry in general. REITs whose underlying properties are concentrated in a particular industry or geographic region are also subject to risks affecting such industries and regions. REITs may have limited financial resources, may trade less frequently and in lower volume, engage in dilutive offerings or become more volatile than other securities. By investing in REITs through the Fund, a shareholder will bear expenses of the REITs in addition to expenses of the Fund. In addition, REITs could possibly fail to (i) qualify for favorable tax treatment under applicable tax law, or (ii) maintain their exemption from registration under the Investment Company Act of 1940.

**Equity Securities Risk** is the risk that the values of the equity securities owned by the Fund may be more volatile and underperform other asset classes and the general securities markets.



---

## FlexShares<sup>®</sup> Real Assets Allocation Index Fund (cont.)

---

**Fund of Funds Risk** is the risk that the Fund's investment performance largely depends on the investment performance of the Underlying Funds in which it primarily invests. The Fund's NAV will change with changes in the value of the Underlying Funds and other securities in which the Fund invests based on their market valuations. An investment of the Fund is subject to the risks associated with the Underlying Funds that comprise the Underlying Index. There is the risk that the Index Provider's evaluations and assumptions regarding the asset classes represented by the Underlying Funds in the Underlying Index at any given time may be incorrect based on actual market conditions.

An investment in the Fund will entail more costs and expenses than direct investments in the Underlying Funds. The Fund will indirectly pay a proportional share of the expenses of the Underlying Funds in which it invests (including operating expenses and management fees), in addition to the fees and expenses it pays directly. As the Fund's allocation to the Underlying Funds changes from time to time, or to the extent that the expense ratio of the Underlying Funds changes, the weighted average operating expenses borne by the Fund may increase or decrease.

**Tax Risk** is the risk that, because the Fund invests in the Underlying Funds, the Fund's realized losses on sales of shares of the Underlying Funds may be indefinitely or permanently deferred as "wash sales." Distributions of short-term capital gains by the Underlying Funds will be recognized as ordinary income by the Fund and would not be offset by the Fund's capital loss carryforwards, if any. Capital loss carryforwards of the Underlying Funds, if any, would not offset net capital gains of the Fund. Each of these effects is caused by the Fund's investment in the Underlying Funds and may result in distributions to Fund shareholders being of higher magnitudes and less likely to qualify for lower capital gain tax rates than if the Fund were to invest otherwise.

**Model Risk** is the risk that the asset allocation model used to calculate the Underlying Index will not achieve its intended results.

**Momentum Risk** is the risk that securities that have had higher recent price performance compared to other securities may be more volatile than a broad cross-section of securities or that returns on securities that have previously exhibited price momentum are less than returns on other securities or the overall stock market. Momentum can turn quickly and cause significant variation from other types of investments. An Underlying Fund may follow an index that selects constituent securities based on a "momentum" factor.

**Value Investing Risk** is the risk that an Underlying Fund's investment in companies whose securities are believed to be undervalued, relative to their underlying profitability, will not appreciate in value as anticipated.

**Quality Factor Risk** is the risk that the past performance of companies that have exhibited quality characteristics does not continue or the returns on securities issued by such companies may be less than returns from other styles of investing or the overall stock market. There may be periods when quality investing is out of favor and during which time the Fund's performance may suffer.

**U.S. Issuer Risk** is the risk that certain changes in the U.S. economy, such as when the U.S. economy weakens or when its financial markets decline, may have an adverse effect on the securities to which the Fund or an Underlying Fund has exposure.

**Foreign Securities Risk** is the risk that investing in foreign (non-U.S.) securities may result in the Fund experiencing more rapid and extreme changes in value than a fund that invests exclusively in U.S. securities, due to less liquid markets, tariffs and trade disputes and adverse economic, political, diplomatic, environmental, financial, and regulatory factors. Foreign governments also may impose limits on investment and repatriation and impose taxes. Any of these events could cause the value of the Fund's investments to decline. To the extent that the Fund's assets are significantly invested in a single country or geographic region, the Fund will be subject to the risks associated with that particular country or region. To the extent that the underlying securities and/or other assets held by the Fund trade on foreign exchanges or in foreign markets that may be closed when the securities exchange on which the Fund's shares trade is open, there are likely to be deviations between the current price of such an underlying security and the last quoted price for the underlying security (i.e., the Fund's quote from the closed foreign market). The impact of a closed foreign market on the Fund is likely to be greater where a large portion of the Fund's underlying securities and/or other assets trade on that closed foreign market or when the foreign market is closed for unscheduled reasons. These deviations could result in premiums or discounts to the Fund's NAV that may be greater than those experienced by other ETFs.

**Currency Risk** is the risk that foreign currencies, securities that trade in or receive revenues in foreign currencies, or derivatives that provide exposure to foreign currencies will fluctuate in value relative to the U.S. dollar, adversely affecting the value of the Fund's investments and its

---

## FlexShares<sup>®</sup> Real Assets Allocation Index Fund (cont.)

---

returns. Because the Fund's NAV is determined on the basis of U.S. dollars, and the Fund does not attempt to hedge against changes in the value of non-U.S. currencies, you may lose money if the local currency of a foreign market depreciates against the U.S. dollar, even if the market value of the Fund's holdings appreciates. In addition, fluctuations in the exchange values of currencies could affect the economy or particular business operations of companies in a geographic region in which the Fund invests, causing an adverse impact on the Fund's investments in the affected region.

*Emerging Markets Risk* is the risk that markets of emerging market countries are less developed and less liquid, subject to greater price volatility, subject to less uniform or robust accounting, securities valuation and reporting requirements, and generally subject to increased economic, political, regulatory and other uncertainties than more developed markets.

**Market Risk** is the risk that the value of the Fund's investments may increase or decrease in response to expected, real or perceived economic, political or financial events in the U.S. or global markets. The frequency and magnitude of such changes in value cannot be predicted. Certain securities and other investments held by the Fund may experience increased volatility, illiquidity, or other potentially adverse effects in response to changing market conditions, inflation, changes in interest rates, lack of liquidity in the bond or equity markets, or volatility in the equity markets. Market disruptions caused by local or regional events such as war, acts of terrorism, the spread of infectious illness (including epidemics and pandemics) or other public health issues, recessions or other events or adverse investor sentiment could have a significant impact on the Fund and its investments and could result in the Fund's shares trading at increased premiums or discounts to the Fund's NAV. An outbreak of COVID-19, a respiratory disease caused by a novel coronavirus, has negatively affected the worldwide economy, the financial health of individual companies and the market in significant and unforeseen ways. The future impact of COVID-19 is currently unknown. The effects to public health, business and market conditions resulting from the COVID-19 pandemic may have a significant negative impact on the performance of the Fund's investments. During periods of market disruption or other abnormal market conditions, the Fund's exposure to the risks described elsewhere in this summary will likely increase. Market disruptions, regulatory restrictions or other abnormal market conditions could have an adverse effect on the Fund's ability to adjust its exposure to the

required levels in order to track its Underlying Index or cause delays in the Underlying Index's rebalancing or reconstitution schedule. During any such delay, it is possible that the Underlying Index and, in turn, the Fund will deviate from the Underlying Index's stated methodology and therefore experience returns different than those that would have been achieved under a normal rebalancing or reconstitution schedule. Because the Fund is designed to maintain a high level of exposure to its Underlying Index at all times, it will not take any steps to invest defensively or otherwise reduce the risk of loss during market downturns.

Market risk includes the risk that a particular style of investing, such as growth or value, may underperform the market generally. The market value of the securities in which the Fund invests may go up or down in response to the prospects of individual companies, particular sectors or governments and/or general economic conditions throughout the world due to increasingly interconnected global economies and financial markets. As a result, whether or not the Fund invests in securities of issuers located in or with significant exposure to the countries directly affected, the value and liquidity of the Fund's investments may be negatively affected. Securities markets may experience great short-term volatility and may fall sharply at times. Different markets may behave differently from each other and a foreign market may move in the opposite direction from the U.S. market.

Price changes may be temporary or last for extended periods. You could lose money over short periods due to fluctuation in the market prices of the Fund's shares in response to market movements, and over longer periods during market downturns.

**Passive Investment Risk** is the risk that the Fund and the Underlying Funds are not actively managed and NTI does not attempt to take defensive positions in any market conditions, including declining markets.

**Tracking Error Risk** is the risk that the Fund's performance may vary substantially from the performance of the Underlying Index. The Fund's performance may vary from the performance of the Underlying Index for a number of reasons including that the Fund incurs operating expenses that the Underlying Index does not and that the Fund accepts custom baskets. Each Underlying Fund is also subject to tracking error risk in seeking to track the performance of its underlying index. In addition, to the extent the Fund or Underlying Fund employs a representative sampling strategy, it may incur tracking error to a greater extent than if it seeks to replicate its respective index. The

---

## FlexShares<sup>®</sup> Real Assets Allocation Index Fund (cont.)

---

representative sampling strategy used by NTI may fail to produce the intended results. Tracking error risk may be higher for funds that track a foreign index, or an index that includes foreign securities, because regulatory and reporting requirements may differ from those in the U.S., and there is a heightened risk associated with limited availability and reliability of data used to construct the index.

**Authorized Participant Concentration Risk** is the risk that the Fund may be adversely affected because it has a limited number of institutions that act as authorized participants (“Authorized Participants”). Only an Authorized Participant may engage in creation or redemption transactions directly with the Fund and none of those Authorized Participants is obligated to engage in creation and/or redemption transactions. To the extent that these institutions exit the business or are unable to proceed with creation and/or redemption orders with respect to the Fund and no other Authorized Participant is able to step forward to create or redeem Creation Units (as defined below), Fund shares may trade at a discount to NAV and possibly face trading halts and/or delisting.

**Calculation Methodology Risk** is the risk that the Underlying Index’s calculation methodology or sources of information may not provide an accurate assessment of included issuers or correct valuation of securities, nor is the availability or timeliness of the production of the Index guaranteed. A security included in an Underlying Index may not exhibit the characteristic or provide the specific exposure for which it was selected and consequently a Fund’s holdings may not exhibit returns consistent with that characteristic or exposure. Unusual market conditions may cause the provider of the Underlying Index to postpone a scheduled rebalance, which could cause the Underlying Index to vary from its normal or expected composition.

**Market Trading Risk** is the risk that the Fund and the Underlying Funds face because their shares are listed on a securities exchange, including the potential lack of an active market for Fund shares, losses from trading in secondary markets, periods of high volatility and disruption in the creation/redemption process of the Fund or Underlying Fund. ANY OF THESE FACTORS MAY LEAD TO THE FUND’S SHARES TRADING AT A PREMIUM OR DISCOUNT TO NAV.

Trading in Fund shares may be halted due to market conditions or for reasons that, in the view of its listing exchange, make trading in the shares inadvisable. The market prices of Fund shares will generally fluctuate in accordance with

changes in its NAV, changes in the relative supply of, and demand for, Fund shares, and changes in the liquidity, or the perceived liquidity, of the Fund’s holdings.

**Concentration Risk** is the risk that, to the extent the Fund’s or an Underlying Fund’s investments are concentrated in the securities of issuers in a particular region, country, market, industry, sector or asset class, the Fund may be subject to increased price volatility and may be more susceptible to adverse economic, market, political or regulatory occurrences affecting that region, country, market, industry, sector or asset class. To the extent the Underlying Index is concentrated to a significant degree in Underlying Funds that invest in securities of a particular sector or industry, the Fund also may be so concentrated. By so doing, the Fund may face more risks than if it were diversified broadly over numerous Underlying Funds across multiple industries or sectors.

**Cyber Security and Operational Risk** is the risk that the Fund and its service providers may experience disruptions that arise from breaches in cyber security, human error, processing and communications errors, counterparty or third-party errors, technology or systems failures, any of which may have an adverse impact on the Fund. Failures or breaches of the electronic systems of the Fund, the Investment Adviser, distributor, and other service providers, market makers, index providers, Authorized Participants or the issuers of securities in which the Fund invests have the ability to cause disruptions and negatively impact the Fund’s business operations, potentially resulting in financial losses to the Fund and its shareholders. Among other situations, disruptions (for example, pandemics or health crises) that cause prolonged periods of remote work or significant employee absences at the Fund’s service providers could impact the ability to conduct the Fund’s operations. The Fund and Investment Adviser have limited ability to prevent or mitigate cybersecurity incidents affecting third-party service providers, and such third-party service providers may have limited indemnification obligations to the Fund or Investment Adviser. Issuers of securities in which the Fund invests are also subject to cybersecurity risks, and the value of these securities could decline if the issuers experience cyber-attacks or other cyber-failures.

**Derivatives Risk** is the risk that derivatives may pose risks in addition to and greater than those associated with investing directly in securities, currencies and other instruments, may be illiquid or less liquid, more volatile, more difficult to value and leveraged so that small changes in the value of the underlying instrument may produce disproportionate losses to the Fund. Derivatives are also subject

## FlexShares<sup>®</sup> Real Assets Allocation Index Fund (cont.)

to counterparty risk, which is the risk that the other party to the transaction will not perform its contractual obligations. The use of derivatives is a highly specialized activity that involves investment techniques and risks different from those associated with investments in more traditional securities and instruments.

**Interest Rate Risk** is the risk that rising interest rates may adversely affect the Fund or an Underlying Fund. Increases in interest rates typically lower the present value of a REIT's future earnings stream, and may make financing property purchases and improvements more costly. Because the market price of REIT stocks may change based upon investors' collective perceptions of future earnings, the value of the Fund may decline when investors anticipate or experience rising interest rates.

**Mid and Small Cap Stock Risk** is the risk that stocks of mid-sized and smaller companies may be more volatile than stocks of larger, more established companies, and may lack sufficient market liquidity. Mid-sized and small companies may have limited product lines or financial resources, may be dependent upon a particular niche of the market, or may be dependent upon a small or inexperienced management group. Securities of smaller companies may trade less frequently and in lower volume than the securities of larger companies, which could lead to higher transaction costs. Generally the smaller the company size, the greater the risk.

**Non-Diversification Risk** is the risk that the performance of the Fund or an Underlying Fund may depend on the performance of a small number of issuers because it may invest a large percentage of its assets in securities issued by or representing a small number of issuers.

**Securities Lending Risk** is the risk that the Fund may lose money because the borrower of the loaned securities fails to return the securities in a timely manner or at all. The Fund could also lose money in the event of a decline in the value of collateral provided for loaned securities or a decline in the value of any investments made with cash collateral.

**Valuation Risk** is the risk that the sale price the Fund or an Underlying Fund could receive for a portfolio security may differ from the Fund's or the Underlying Fund's valuation of the security, particularly for securities that trade in low volume or volatile markets or that are valued using a fair value methodology. In addition, the value of the securities in the Fund's or an Underlying Fund's portfolio may change on days when shareholders will not be able to purchase or sell the Fund's shares. The Fund relies on various

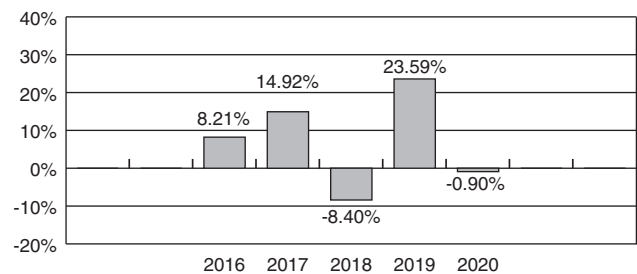
sources to calculate its NAV. The information may be provided by third parties that are believed to be reliable, but the information may not be accurate due to errors by such pricing sources, technological issues or otherwise.

**It is possible to lose money on an investment in the Fund. An investment in the Fund is not a deposit of any bank and is not insured or guaranteed by the Federal Deposit Insurance Corporation, any other government agency, or The Northern Trust Company, its affiliates, subsidiaries or any other bank.**

### Fund Performance

The bar chart and table that follow show how the Fund has performed on a calendar year basis and provide an indication of the risks of investing in the Fund. Past performance (before and after taxes) does not necessarily indicate how the Fund will perform in the future. Updated information on the Fund's performance results can be obtained by visiting [flexshares.com](http://flexshares.com).

#### Calendar Year Total Returns



#### For the periods in the bar chart above:

Best Quarter (3/31/2019): 14.27%

Worst Quarter (3/31/2020): -23.50%



# FlexShares® Real Assets Allocation Index Fund (cont.)

## Average Annual Total Returns

(for the periods ended December 31, 2020)

	One Year	Five Year	Since Inception of Fund	Inception Date of Fund
Before Taxes	-0.90%	6.89%	6.41%	11/23/2015
After Taxes on Distributions	-1.55%	5.98%	5.46%	—
After Taxes on Distributions and Sale of Shares	-0.32%	5.11%	4.72%	—
MSCI ACWI Index*	16.25%	12.25%	11.49%	—
Northern Trust Real Assets Allocation Index <sup>SM</sup> *	-0.82%	6.99%	6.52%	—

\* Reflects no deduction for fees, expenses or taxes.

After-tax returns are calculated using the historical highest individual federal marginal income tax rates and do not reflect the impact of state and local taxes. Actual after-tax returns depend on an investor's tax situation and may differ from those shown. After-tax returns shown are not relevant to investors who hold shares through tax-deferred arrangements, such as 401(k) plans or individual retirement plans. After-tax returns may exceed the return before taxes due to an assumed tax benefit from realizing a capital loss on a sale of Fund shares.

## Management

**Investment Adviser and Portfolio Managers.** Northern Trust Investments, Inc., a subsidiary of Northern Trust Corporation, serves as the Investment Adviser of the Fund. Robert Anstine, Brendan Sullivan and Volter Bagriy, each a Vice President of Northern Trust Investments, Inc., have served as Portfolio Managers of the Fund since its inception in November 2015, June 2016 and March 2021, respectively.

## Purchase and Sale of Fund Shares

The Fund is an exchange-traded fund (commonly referred to as an "ETF"). Individual Fund shares may only be purchased and sold in the secondary market through a broker-dealer. The price of Fund shares is based on market price, and because ETF shares trade at market prices rather than NAV, shares may trade at a price greater than NAV (a pre-

mium) or less than NAV (a discount). An investor may incur costs attributable to the difference between the highest price a buyer is willing to pay to purchase shares of the Fund (bid) and the lowest price a seller is willing to accept for shares of the Fund (ask) when buying or selling shares in the secondary market ("the bid-ask spread"). Recent information, including information about the Fund's NAV, market price, premiums and discounts, and bid-ask spreads, is included on the Fund's website at [flexshares.com](http://flexshares.com).

## Tax Information

The Fund's distributions are generally taxable to you as ordinary income, qualified dividends, capital gains, or a combination of the three, unless you are investing through a tax-exempt or tax-deferred arrangement, such as a 401(k) plan or an individual retirement account. Distributions may be taxable upon withdrawal from tax-deferred accounts.

## Payments to Brokers-Dealers and Other Financial Intermediaries

If you purchase the Fund through a broker-dealer or other financial intermediary (such as a bank), NTI and its related companies may pay the intermediary for activities related to the marketing and promotion of the Fund. These payments may create a conflict of interest by influencing the broker-dealer or other intermediary and your salesperson to recommend the Fund over another investment. Ask your salesperson or visit your financial intermediary's website for more information.



# FlexShares<sup>®</sup> Quality Dividend Index Fund

## Investment Objective

The Fund seeks investment results that correspond generally to the price and yield performance, before fees and expenses, of the Northern Trust Quality Dividend Index<sup>SM</sup> (the “Underlying Index”).

## Fees and Expenses of the Fund

This table describes the fees and expenses that you may pay if you buy, hold and sell shares of the Fund. Under the Fund’s Investment Advisory Agreement, the Fund is responsible for the following expenses: interest expenses, brokerage commissions and other trading expenses, fees and expenses of the independent trustees and their independent legal counsel, taxes and other extraordinary costs such as litigation and other expenses not incurred in the ordinary course of business. You will also incur usual and customary brokerage commissions and fees to financial intermediaries when buying or selling shares of the Fund in the secondary market, which are not reflected in the example that follows:

Annual Fund Operating Expenses (expenses that you pay each year as a percentage of the value of your investment)	
Management Fees	0.37%
Distribution (12b-1) Fees	0.00%
Other Expenses	0.01%
Total Annual Fund Operating Expenses	0.38%
Expense Reimbursement <sup>(1)</sup>	-0.01%
Total Annual Fund Operating Expenses After Expense Reimbursement	0.37%

<sup>(1)</sup> Northern Trust Investments, Inc. (“NTI” or the “Investment Adviser”) has contractually agreed to reimburse a portion of the operating expenses of the Fund (other than Acquired Fund Fees and Expenses) to the extent the “Total Annual Fund Operating Expenses” exceed 0.37%. This contractual limitation may not be terminated before March 1, 2022 without the approval of the Fund’s Board of Trustees. The Fund’s Board of Trustees may terminate the contractual agreement at any time if it determines that it is in the best interest of the Fund and its shareholders.

## Example

The following Example is intended to help you compare the cost of investing in the Fund with the cost of investing in other funds. The Example assumes that you invest \$10,000 in the Fund for the time periods indicated and then redeem all of your shares at the end of those periods. The Example also assumes that your investment has a 5%

return each year and that the Fund’s operating expenses remain the same (taking into account the expense reimbursement arrangement for one year). Although your actual costs may be higher or lower, based on these assumptions your costs would be:

1 Year	\$ 38
3 Years	\$ 121
5 Years	\$ 212
10 Years	\$ 479

**Portfolio Turnover.** The Fund pays transaction costs, such as commissions, when it buys and sells securities (or “turns over” its portfolio). A higher portfolio turnover rate may indicate higher transaction costs and may result in higher taxes when Fund shares are held in a taxable account. These costs, which are not reflected in annual fund operating expenses or in the Example, affect the Fund’s performance. Portfolio turnover may vary from year to year, as well as within a year. During the most recent fiscal year, the Fund’s portfolio turnover rate was 75% of the average value of its portfolio.

## Principal Investment Strategies

The Underlying Index is designed to reflect the performance of a selection of companies that, in aggregate, possess greater financial strength and stability characteristics relative to the Northern Trust 1250 Index (the “Parent Index”), a float-adjusted market-capitalization weighted index of U.S. domiciled large- and mid-capitalization companies. In addition, the Underlying Index is designed to select companies from the Parent Index that in the aggregate have the potential to generate income in excess of the income generated by securities in the Parent Index with a beta that is similar to that of the Parent Index. Beta represents the market sensitivity, relative to a given market index and time period, and is one measure of volatility.

To derive the Underlying Index, Northern Trust Investments, Inc. (“NTI” or the “Investment Adviser”), acting in its capacity as the index provider (the “Index Provider”), ranks all dividend-paying constituents of the Parent Index using a Northern Trust proprietary quality factor. This factor is a quantitative ranking based on: (a) management expertise (e.g. corporate finance activities); (b) profitability (e.g. reliability and sustainability of financial performance); and (c) cash flow (e.g., cash flow generation). The

---

## FlexShares® Quality Dividend Index Fund (cont.)

---

Index Provider then excludes the lowest quintile of constituents ranked according to this factor and uses an optimization process to select and weight eligible securities in order to (a) maximize the overall quality score relative to the Parent Index; (b) attain an aggregate dividend yield in excess of the Parent Index; and (c) target an overall beta that is similar to that of the Parent Index. The optimization also includes sector, industry group and single-security weight constraints so that these characteristics vary within acceptable bands relative to the Parent Index. In addition to tracking the performance of the Underlying Index, the Investment Adviser seeks to minimize portfolio turnover and tax inefficiencies. As of December 31, 2020, there were 132 issues in the Underlying Index. The Underlying Index is governed by transparent, objective rules for security selection, exclusion, rebalancing and adjustments for corporate actions.

NTI uses a “passive” or indexing approach to try to achieve the Fund’s investment objective. Unlike many investment companies, the Fund does not try to “beat” its Underlying Index and does not seek temporary defensive positions when markets decline or appear overvalued.

NTI uses a representative sampling strategy to manage the Fund. “Representative sampling” is investing in a representative sample of securities that collectively has an investment profile similar to the Underlying Index. The Fund may or may not hold all of the securities that are included in the Underlying Index. The Fund reserves the right to invest in substantially all of the securities in its Underlying Index in approximately the same proportions (i.e., replication) if NTI determines that it is in the best interest of the Fund.

Under normal circumstances, the Fund will invest at least 80% of its total assets (exclusive of collateral held from securities lending) in the securities of the Underlying Index. The Fund may also invest up to 20% of its assets in cash and cash equivalents, including shares of money market funds advised by NTI or its affiliates, futures contracts and options on futures contracts, as well as securities not included in the Underlying Index, but which NTI believes will help the Fund track its Underlying Index.

The Underlying Index is created and sponsored by NTI, as the Index Provider. NTI also serves as the investment adviser to the Fund. The Index Provider determines the

composition and relative weightings of the securities in the Underlying Index and publishes information regarding the market value of the Underlying Index. The Index is reconstituted quarterly.

The Underlying Index of the Fund will be rebalanced or reconstituted as described above under normal market conditions. During periods of market disruption or other abnormal market conditions, the rebalancing or reconstitution of the Fund’s Underlying Index may be delayed.

The Fund may lend securities representing up to one-third of the value of the Fund’s total assets (including the value of the collateral received).

**Industry Concentration Policy.** The Fund will concentrate its investments (i.e., hold 25% or more of its total assets) in a particular industry or group of industries to approximately the same extent that the Underlying Index is concentrated.

### Principal Risks

As with any investment, you could lose all or part of your investment in the Fund, and the Fund’s performance could trail that of other investments. The Fund is subject to certain risks, including the principal risks noted below, any of which may adversely affect the Fund’s net asset value (“NAV”), trading price, yield, total return and ability to meet its investment objective. Each risk noted below is considered a principal risk of investing in the Fund, regardless of the order in which it appears. The significance of each risk factor below may change over time and you should review each risk factor carefully.

**Equity Securities Risk** is the risk that the values of the equity securities owned by the Fund may be more volatile and underperform other asset classes and the general securities markets.

**Large Cap Risk** is the risk that returns on investments in stocks of large companies could trail the returns on investments in stocks of smaller and mid-sized companies. In addition, larger companies may grow more slowly or be slower to respond to business developments than smaller companies.

**U.S. Issuer Risk** is the risk that certain changes in the U.S. economy, such as when the U.S. economy weakens or when its financial markets decline, may have an adverse effect on the securities to which the Fund has exposure.

---

## FlexShares<sup>®</sup> Quality Dividend Index Fund (cont.)

---

**Information Technology Sector Risk** is the risk that securities of technology companies may be subject to greater price volatility than securities of companies in other sectors. These securities may fall in and out of favor with investors rapidly, which may cause sudden selling and dramatically lower market prices. Technology securities also may be affected adversely by changes in technology, consumer and business purchasing patterns, government regulation and/or obsolete products or services. Technology companies may also be susceptible to heightened risk of cybersecurity breaches that may affect their security prices. Companies in the technology sector are facing increased government and regulatory scrutiny and may be subject to adverse government or regulatory action.

**Dividend Risk** is the risk that an issuer of stock held by the Fund may choose not to declare a dividend or the dividend rate might not remain at current levels. Dividend paying stocks might not experience the same level of earnings growth or capital appreciation as non-dividend paying stocks. The Fund's performance during a broad market advance could suffer because dividend paying stocks may not experience the same capital appreciation as non-dividend paying stocks.

**Volatility Risk** is the risk that the actual level of volatility experienced by the Fund may be greater or lower than the targeted overall volatility of the Underlying Index. Although the Underlying Index is designed to have a targeted overall volatility that is similar to that of the Parent Index, there is no guarantee that it will have the targeted overall volatility. The Fund will continue to seek to track the Underlying Index even if the Underlying Index does not have the targeted overall volatility. There is also the risk that the Fund may experience volatility greater or lower than that of the Underlying Index as a result of tracking error. A portfolio of securities with greater volatility is generally considered to have a higher risk profile than a portfolio with lower volatility.

**Quality Factor Risk** is the risk that the past performance of companies that have exhibited quality characteristics does not continue or the returns on securities issued by such companies may be less than returns from other styles of investing or the overall stock market. There may be periods when quality investing is out of favor and during which time the Fund's performance may suffer.

**Market Risk** is the risk that the value of the Fund's investments may increase or decrease in response to expected, real or perceived economic, political or financial events in the U.S. or global markets. The frequency and magnitude of such changes in value cannot be predicted. Certain securities and other investments held by the Fund may experience increased volatility, illiquidity, or other potentially adverse effects in response to changing market conditions, inflation, changes in interest rates, lack of liquidity in the bond or equity markets, or volatility in the equity markets. Market disruptions caused by local or regional events such as war, acts of terrorism, the spread of infectious illness (including epidemics and pandemics) or other public health issues, recessions or other events or adverse investor sentiment could have a significant impact on the Fund and its investments and could result in the Fund's shares trading at increased premiums or discounts to the Fund's NAV. An outbreak of COVID-19, a respiratory disease caused by a novel coronavirus, has negatively affected the worldwide economy, the financial health of individual companies and the market in significant and unforeseen ways. The future impact of COVID-19 is currently unknown. The effects to public health, business and market conditions resulting from the COVID-19 pandemic may have a significant negative impact on the performance of the Fund's investments. During periods of market disruption or other abnormal market conditions, the Fund's exposure to the risks described elsewhere in this summary will likely increase. Market disruptions, regulatory restrictions or other abnormal market conditions could have an adverse effect on the Fund's ability to adjust its exposure to the required levels in order to track its Underlying Index or cause delays in the Underlying Index's rebalancing or reconstitution schedule. During any such delay, it is possible that the Underlying Index and, in turn, the Fund will deviate from the Underlying Index's stated methodology and therefore experience returns different than those that would have been achieved under a normal rebalancing or reconstitution schedule. Because the Fund is designed to maintain a high level of exposure to its Underlying Index at all times, it will not take any steps to invest defensively or otherwise reduce the risk of loss during market downturns.

Market risk includes the risk that a particular style of investing, such as growth or value, may underperform the market generally. The market value of the securities in

---

## FlexShares<sup>®</sup> Quality Dividend Index Fund (cont.)

---

which the Fund invests may go up or down in response to the prospects of individual companies, particular sectors or governments and/or general economic conditions throughout the world due to increasingly interconnected global economies and financial markets. As a result, whether or not the Fund invests in securities of issuers located in or with significant exposure to the countries directly affected, the value and liquidity of the Fund's investments may be negatively affected. Securities markets may experience great short-term volatility and may fall sharply at times. Different markets may behave differently from each other and a foreign market may move in the opposite direction from the U.S. market.

Price changes may be temporary or last for extended periods. You could lose money over short periods due to fluctuation in the market prices of the Fund's shares in response to market movements, and over longer periods during market downturns.

**Passive Investment Risk** is the risk that the Fund is not actively managed and NTI does not attempt to take defensive positions in any market conditions, including declining markets.

**Tracking Error Risk** is the risk that the Fund's performance may vary substantially from the performance of the Underlying Index. The Fund's performance may vary from the performance of the Underlying Index for a number of reasons including that the Fund incurs operating expenses that the Underlying Index does not and that the Fund accepts custom baskets. In addition, the Fund employs a representative sampling strategy, and therefore, may incur tracking error to a greater extent than a fund that seeks to replicate an index. The representative sampling strategy used by NTI may fail to produce the intended results.

**Authorized Participant Concentration Risk** is the risk that the Fund may be adversely affected because it has a limited number of institutions that act as authorized participants ("Authorized Participants"). Only an Authorized Participant may engage in creation or redemption transactions directly with the Fund and none of those Authorized Participants is obligated to engage in creation and/or redemption transactions. To the extent that these institutions exit the business or are unable to proceed with creation and/or redemption orders with respect to the Fund and no other Authorized Participant is able to step forward to create or

redeem Creation Units (as defined below), Fund shares may trade at a discount to NAV and possibly face trading halts and/or delisting.

**Calculation Methodology Risk** is the risk that the Underlying Index's calculation methodology or sources of information may not provide an accurate assessment of included issuers or correct valuation of securities, nor is the availability or timeliness of the production of the Index guaranteed. A security included in an Underlying Index may not exhibit the characteristic or provide the specific exposure for which it was selected and consequently a Fund's holdings may not exhibit returns consistent with that characteristic or exposure. Unusual market conditions may cause the provider of the Underlying Index to postpone a scheduled rebalance, which could cause the Underlying Index to vary from its normal or expected composition.

**Market Trading Risk** is the risk that the Fund faces because its shares are listed on a securities exchange, including the potential lack of an active market for Fund shares, losses from trading in secondary markets, periods of high volatility and disruption in the creation/redemption process of the Fund. ANY OF THESE FACTORS MAY LEAD TO THE FUND'S SHARES TRADING AT A PREMIUM OR DISCOUNT TO NAV.

Trading in Fund shares may be halted due to market conditions or for reasons that, in the view of its listing exchange, make trading in the shares inadvisable. The market prices of Fund shares will generally fluctuate in accordance with changes in its NAV, changes in the relative supply of, and demand for, Fund shares, and changes in the liquidity, or the perceived liquidity, of the Fund's holdings.

**Concentration Risk** is the risk that, to the extent the Fund's investments are concentrated in the securities of issuers in a particular region, country, market, industry, sector or asset class, the Fund may be subject to increased price volatility and may be more susceptible to adverse economic, market, political or regulatory occurrences affecting that region, country, market, industry, sector or asset class.

**Cyber Security and Operational Risk** is the risk that the Fund and its service providers may experience disruptions that arise from breaches in cyber security, human error, processing and communications errors, counterparty or third-party errors, technology or systems failures, any of

## FlexShares<sup>®</sup> Quality Dividend Index Fund (cont.)

which may have an adverse impact on the Fund. Failures or breaches of the electronic systems of the Fund, the Investment Adviser, distributor, and other service providers, market makers, index providers, Authorized Participants or the issuers of securities in which the Fund invests have the ability to cause disruptions and negatively impact the Fund's business operations, potentially resulting in financial losses to the Fund and its shareholders. Among other situations, disruptions (for example, pandemics or health crises) that cause prolonged periods of remote work or significant employee absences at the Fund's service providers could impact the ability to conduct the Fund's operations. The Fund and Investment Adviser have limited ability to prevent or mitigate cybersecurity incidents affecting third-party service providers, and such third-party service providers may have limited indemnification obligations to the Fund or Investment Adviser. Issuers of securities in which the Fund invests are also subject to cybersecurity risks, and the value of these securities could decline if the issuers experience cyber-attacks or other cyber-failures.

**Derivatives Risk** is the risk that derivatives may pose risks in addition to and greater than those associated with investing directly in securities, currencies and other instruments, may be illiquid or less liquid, more volatile, more difficult to value and leveraged so that small changes in the value of the underlying instrument may produce disproportionate losses to the Fund. Derivatives are also subject to counterparty risk, which is the risk that the other party to the transaction will not perform its contractual obligations. The use of derivatives is a highly specialized activity that involves investment techniques and risks different from those associated with investments in more traditional securities and instruments.

**Securities Lending Risk** is the risk that the Fund may lose money because the borrower of the loaned securities fails to return the securities in a timely manner or at all. The Fund could also lose money in the event of a decline in the value of collateral provided for loaned securities or a decline in the value of any investments made with cash collateral.

**Valuation Risk** is the risk that the sale price the Fund could receive for a portfolio security may differ from the Fund's valuation of the security, particularly for securities that trade in low volume or volatile markets or that are valued

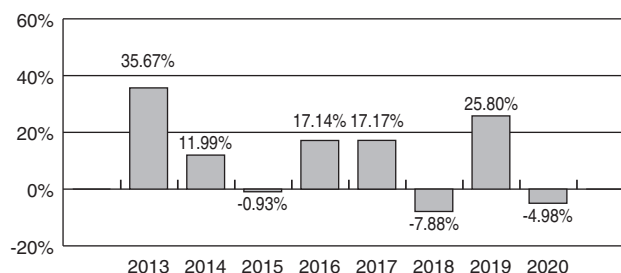
using a fair value methodology. In addition, the value of the securities in the Fund's portfolio may change on days when shareholders will not be able to purchase or sell the Fund's shares. The Fund relies on various sources to calculate its NAV. The information may be provided by third parties that are believed to be reliable, but the information may not be accurate due to errors by such pricing sources, technological issues or otherwise.

**It is possible to lose money on an investment in the Fund. An investment in the Fund is not a deposit of any bank and is not insured or guaranteed by the Federal Deposit Insurance Corporation, any other government agency, or The Northern Trust Company, its affiliates, subsidiaries or any other bank.**

### Fund Performance

The bar chart and table that follow show how the Fund has performed on a calendar year basis and provide an indication of the risks of investing in the Fund. Past performance (before and after taxes) does not necessarily indicate how the Fund will perform in the future. Updated information on the Fund's performance results can be obtained by visiting [flexshares.com](http://flexshares.com).

#### Calendar Year Total Returns



#### For the periods in the bar chart above:

Best Quarter (6/30/2020): 18.51%

Worst Quarter (3/31/2020): -25.18%



# FlexShares® Quality Dividend Index Fund (cont.)

## Average Annual Total Returns

(for the periods ended December 31, 2020)

	One Year	Five Year	Since Inception of Fund	Inception Date of Fund
Before Taxes	4.98%	10.80%	12.19%	12/14/2012
After Taxes on Distributions	4.20%	9.83%	11.29%	—
After Taxes on Distributions and Sale of Shares	3.22%	8.31%	9.74%	—
Russell 1000® Index*	20.96%	15.59%	15.43%	—
Northern Trust Quality Dividend Index <sup>SM</sup> *	5.75%	11.42%	12.76%	—

\* Reflects no deduction for fees, expenses or taxes.

After-tax returns are calculated using the historical highest individual federal marginal income tax rates and do not reflect the impact of state and local taxes. Actual after-tax returns depend on an investor's tax situation and may differ from those shown. After-tax returns shown are not relevant to investors who hold shares through tax-deferred arrangements, such as 401(k) plans or individual retirement plans. After-tax returns may exceed the return before taxes due to an assumed tax benefit from realizing a capital loss on a sale of Fund shares.

## Management

**Investment Adviser and Portfolio Managers.** Northern Trust Investments, Inc., a subsidiary of Northern Trust Corporation, serves as the Investment Adviser of the Fund. Robert Anstine, Brendan Sullivan and Basit Amin, each a Vice President of Northern Trust Investments, Inc., have served as Portfolio Managers of the Fund since October 2013, June 2016 and March 2021, respectively.

## Purchase and Sale of Fund Shares

The Fund is an exchange-traded fund (commonly referred to as an "ETF"). Individual Fund shares may only be purchased and sold in the secondary market through a broker-dealer. The price of Fund shares is based on market price, and because ETF shares trade at market prices rather than

NAV, shares may trade at a price greater than NAV (a premium) or less than NAV (a discount). An investor may incur costs attributable to the difference between the highest price a buyer is willing to pay to purchase shares of the Fund (bid) and the lowest price a seller is willing to accept for shares of the Fund (ask) when buying or selling shares in the secondary market ("the bid-ask spread"). Recent information, including information about the Fund's NAV, market price, premiums and discounts, and bid-ask spreads, is included on the Fund's website at [flexshares.com](http://flexshares.com).

## Tax Information

The Fund's distributions are generally taxable to you as ordinary income, qualified dividends, capital gains, Section 199A dividends, or a combination of the four, unless you are investing through a tax-exempt or tax-deferred arrangement, such as a 401(k) plan or an individual retirement account. Distributions may be taxable upon withdrawal from tax-deferred accounts.

## Payments to Brokers-Dealers and Other Financial Intermediaries

If you purchase the Fund through a broker-dealer or other financial intermediary (such as a bank), NTI and its related companies may pay the intermediary for activities related to the marketing and promotion of the Fund. These payments may create a conflict of interest by influencing the broker-dealer or other intermediary and your salesperson to recommend the Fund over another investment. Ask your salesperson or visit your financial intermediary's website for more information.

# FlexShares<sup>®</sup> Quality Dividend Defensive Index Fund

## Investment Objective

The Fund seeks investment results that correspond generally to the price and yield performance, before fees and expenses, of the Northern Trust Quality Dividend Defensive Index<sup>SM</sup> (the “Underlying Index”).

## Fees and Expenses of the Fund

This table describes the fees and expenses that you may pay if you buy, hold and sell shares of the Fund. Under the Fund’s Investment Advisory Agreement, the Fund is responsible for the following expenses: interest expenses, brokerage commissions and other trading expenses, fees and expenses of the independent trustees and their independent legal counsel, taxes and other extraordinary costs such as litigation and other expenses not incurred in the ordinary course of business. You will also incur usual and customary brokerage commissions and fees to financial intermediaries when buying or selling shares of the Fund in the secondary market, which are not reflected in the example that follows:

Annual Fund Operating Expenses (expenses that you pay each year as a percentage of the value of your investment)	
Management Fees	0.37%
Distribution (12b-1) Fees	0.00%
Other Expenses	0.01%
Total Annual Fund Operating Expenses	0.38%
Expense Reimbursement <sup>(1)</sup>	-0.01%
Total Annual Fund Operating Expenses After Expense Reimbursement	0.37%

<sup>(1)</sup> Northern Trust Investments, Inc. (“NTI” or the “Investment Adviser”) has contractually agreed to reimburse a portion of the operating expenses of the Fund (other than Acquired Fund Fees and Expenses) to the extent the “Total Annual Fund Operating Expenses” exceed 0.37%. This contractual limitation may not be terminated before March 1, 2022 without the approval of the Fund’s Board of Trustees. The Fund’s Board of Trustees may terminate the contractual agreement at any time if it determines that it is in the best interest of the Fund and its shareholders.

## Example

The following Example is intended to help you compare the cost of investing in the Fund with the cost of investing in other funds. The Example assumes that you invest \$10,000 in the Fund for the time periods indicated and then redeem all of your shares at the end of those periods. The Example also assumes that your investment has a 5%

return each year and that the Fund’s operating expenses remain the same (taking into account the expense reimbursement arrangement for one year). Although your actual costs may be higher or lower, based on these assumptions your costs would be:

1 Year	\$ 38
3 Years	\$ 121
5 Years	\$ 212
10 Years	\$ 479

**Portfolio Turnover.** The Fund pays transaction costs, such as commissions, when it buys and sells securities (or “turns over” its portfolio). A higher portfolio turnover rate may indicate higher transaction costs and may result in higher taxes when Fund shares are held in a taxable account. These costs, which are not reflected in annual fund operating expenses or in the Example, affect the Fund’s performance. Portfolio turnover may vary from year to year, as well as within a year. During the most recent fiscal year, the Fund’s portfolio turnover rate was 76% of the average value of its portfolio.

## Principal Investment Strategies

The Underlying Index is designed to reflect the performance of a selection of companies that, in aggregate, possess greater financial strength and stability characteristics relative to the Northern Trust 1250 Index (the “Parent Index”), a float-adjusted market-capitalization weighted index of U.S. domiciled large- and mid-capitalization companies. In addition, the Underlying Index is designed to select companies from the Parent Index that in the aggregate have the potential to generate income in excess of the income generated by securities in the Parent Index with a beta that is lower in relation to the Parent Index. Beta represents the market sensitivity, relative to a given market index and time period, and is one measure of volatility.

To derive the Underlying Index, Northern Trust Investments, Inc. (“NTI” or the “Investment Adviser”), acting in its capacity as the index provider (the “Index Provider”), ranks all dividend-paying constituents of the Parent Index using a Northern Trust proprietary quality factor. This factor is a quantitative ranking based on: (a) management expertise (e.g. corporate finance activities); (b) profitability (e.g. reliability and sustainability of financial performance); and (c) cash flow (e.g., cash flow generation). The

---

## FlexShares<sup>®</sup> Quality Dividend Defensive Index Fund (cont.)

---

Index Provider then excludes the lowest quintile of constituents ranked according to this factor and uses an optimization process to select and weight eligible securities in order to (a) maximize the overall quality score relative to the Parent Index, (b) attain an aggregate dividend yield in excess of the Parent Index and (c) target an aggregate beta 0.5 to 1.0 times that of the Parent Index. The optimization also includes sector, industry group and single-security weight constraints so that these characteristics vary within acceptable bands relative to the Parent Index. In addition to tracking the performance of the Underlying Index, the Investment Adviser seeks to minimize portfolio turnover and tax inefficiencies. As of December 31, 2020, there were 132 issues in the Underlying Index. The Underlying Index is governed by transparent, objective rules for security selection, exclusion, rebalancing and adjustments for corporate actions.

NTI uses a “passive” or indexing approach to try to achieve the Fund’s investment objective. Unlike many investment companies, the Fund does not try to “beat” its Underlying Index and does not seek temporary defensive positions when markets decline or appear overvalued.

NTI uses a representative sampling strategy to manage the Fund. “Representative sampling” is investing in a representative sample of securities that collectively has an investment profile similar to the Underlying Index. The Fund may or may not hold all of the securities that are included in the Underlying Index. The Fund reserves the right to invest in substantially all of the securities in its Underlying Index in approximately the same proportions (i.e., replication) if NTI determines that it is in the best interest of the Fund.

Under normal circumstances, the Fund will invest at least 80% of its total assets (exclusive of collateral held from securities lending) in the securities of the Underlying Index. The Fund may also invest up to 20% of its assets in cash and cash equivalents, including shares of money market funds advised by NTI or its affiliates, futures contracts and options on futures contracts, as well as securities not included in the Underlying Index, but which NTI believes will help the Fund track its Underlying Index.

The Underlying Index is created and sponsored by NTI, as the Index Provider. NTI also serves as the investment adviser to the Fund. The Index Provider determines the

composition and relative weightings of the securities in the Underlying Index and publishes information regarding the market value of the Underlying Index. The Index is reconstituted quarterly.

The Underlying Index of the Fund will be rebalanced or reconstituted as described above under normal market conditions. During periods of market disruption or other abnormal market conditions, the rebalancing or reconstitution of the Fund’s Underlying Index may be delayed.

The Fund may lend securities representing up to one-third of the value of the Fund’s total assets (including the value of the collateral received).

**Industry Concentration Policy.** The Fund will concentrate its investments (i.e., hold 25% or more of its total assets) in a particular industry or group of industries to approximately the same extent that the Underlying Index is concentrated.

### Principal Risks

As with any investment, you could lose all or part of your investment in the Fund, and the Fund’s performance could trail that of other investments. The Fund is subject to certain risks, including the principal risks noted below, any of which may adversely affect the Fund’s net asset value (“NAV”), trading price, yield, total return and ability to meet its investment objective. Each risk noted below is considered a principal risk of investing in the Fund, regardless of the order in which it appears. The significance of each risk factor below may change over time and you should review each risk factor carefully.

**Equity Securities Risk** is the risk that the values of the equity securities owned by the Fund may be more volatile and underperform other asset classes and the general securities markets.

**Large Cap Risk** is the risk that returns on investments in stocks of large companies could trail the returns on investments in stocks of smaller and mid-sized companies. In addition, larger companies may grow more slowly or be slower to respond to business developments than smaller companies.

**U.S. Issuer Risk** is the risk that certain changes in the U.S. economy, such as when the U.S. economy weakens or when its financial markets decline, may have an adverse effect on the securities to which the Fund has exposure.

---

## FlexShares<sup>®</sup> Quality Dividend Defensive Index Fund (cont.)

---

**Information Technology Sector Risk** is the risk that securities of technology companies may be subject to greater price volatility than securities of companies in other sectors. These securities may fall in and out of favor with investors rapidly, which may cause sudden selling and dramatically lower market prices. Technology securities also may be affected adversely by changes in technology, consumer and business purchasing patterns, government regulation and/or obsolete products or services. Technology companies may also be susceptible to heightened risk of cybersecurity breaches that may affect their security prices. Companies in the technology sector are facing increased government and regulatory scrutiny and may be subject to adverse government or regulatory action.

**Dividend Risk** is the risk that an issuer of stock held by the Fund may choose not to declare a dividend or the dividend rate might not remain at current levels. Dividend paying stocks might not experience the same level of earnings growth or capital appreciation as non-dividend paying stocks. The Fund's performance during a broad market advance could suffer because dividend paying stocks may not experience the same capital appreciation as non-dividend paying stocks.

**Volatility Risk** is the risk that the actual level of volatility experienced by the Fund may be greater or lower than the targeted overall volatility of the Underlying Index. Although the Underlying Index is designed to have a targeted overall volatility that is lower than that of the Parent Index, there is no guarantee that it will have the targeted overall volatility. The Fund will continue to seek to track the Underlying Index even if the Underlying Index does not have the targeted overall volatility. There is also the risk that the Fund may experience volatility greater or lower than that of the Underlying Index as a result of tracking error. A portfolio of securities with greater volatility is generally considered to have a higher risk profile than a portfolio with lower volatility.

**Quality Factor Risk** is the risk that the past performance of companies that have exhibited quality characteristics does not continue or the returns on securities issued by such companies may be less than returns from other styles of investing or the overall stock market. There may be periods when quality investing is out of favor and during which time the Fund's performance may suffer.

**Market Risk** is the risk that the value of the Fund's investments may increase or decrease in response to expected, real or perceived economic, political or financial events in the U.S. or global markets. The frequency and magnitude of such changes in value cannot be predicted. Certain securities and other investments held by the Fund may experience increased volatility, illiquidity, or other potentially adverse effects in response to changing market conditions, inflation, changes in interest rates, lack of liquidity in the bond or equity markets, or volatility in the equity markets. Market disruptions caused by local or regional events such as war, acts of terrorism, the spread of infectious illness (including epidemics and pandemics) or other public health issues, recessions or other events or adverse investor sentiment could have a significant impact on the Fund and its investments and could result in the Fund's shares trading at increased premiums or discounts to the Fund's NAV. An outbreak of COVID-19, a respiratory disease caused by a novel coronavirus, has negatively affected the worldwide economy, the financial health of individual companies and the market in significant and unforeseen ways. The future impact of COVID-19 is currently unknown. The effects to public health, business and market conditions resulting from the COVID-19 pandemic may have a significant negative impact on the performance of the Fund's investments. During periods of market disruption or other abnormal market conditions, the Fund's exposure to the risks described elsewhere in this summary will likely increase. Market disruptions, regulatory restrictions or other abnormal market conditions could have an adverse effect on the Fund's ability to adjust its exposure to the required levels in order to track its Underlying Index or cause delays in the Underlying Index's rebalancing or reconstitution schedule. During any such delay, it is possible that the Underlying Index and, in turn, the Fund will deviate from the Underlying Index's stated methodology and therefore experience returns different than those that would have been achieved under a normal rebalancing or reconstitution schedule. Because the Fund is designed to maintain a high level of exposure to its Underlying Index at all times, it will not take any steps to invest defensively or otherwise reduce the risk of loss during market downturns.

Market risk includes the risk that a particular style of investing, such as growth or value, may underperform the market generally. The market value of the securities in

---

## FlexShares<sup>®</sup> Quality Dividend Defensive Index Fund (cont.)

---

which the Fund invests may go up or down in response to the prospects of individual companies, particular sectors or governments and/or general economic conditions throughout the world due to increasingly interconnected global economies and financial markets. As a result, whether or not the Fund invests in securities of issuers located in or with significant exposure to the countries directly affected, the value and liquidity of the Fund's investments may be negatively affected. Securities markets may experience great short-term volatility and may fall sharply at times. Different markets may behave differently from each other and a foreign market may move in the opposite direction from the U.S. market.

Price changes may be temporary or last for extended periods. You could lose money over short periods due to fluctuation in the market prices of the Fund's shares in response to market movements, and over longer periods during market downturns.

**Passive Investment Risk** is the risk that the Fund is not actively managed and NTI does not attempt to take defensive positions in any market conditions, including declining markets.

**Tracking Error Risk** is the risk that the Fund's performance may vary substantially from the performance of the Underlying Index. The Fund's performance may vary from the performance of the Underlying Index for a number of reasons including that the Fund incurs operating expenses that the Underlying Index does not and that the Fund accepts custom baskets. In addition, the Fund employs a representative sampling strategy, and therefore, may incur tracking error to a greater extent than a fund that seeks to replicate an index. The representative sampling strategy used by NTI may fail to produce the intended results.

**Authorized Participant Concentration Risk** is the risk that the Fund may be adversely affected because it has a limited number of institutions that act as authorized participants ("Authorized Participants"). Only an Authorized Participant may engage in creation or redemption transactions directly with the Fund and none of those Authorized Participants is obligated to engage in creation and/or redemption transactions. To the extent that these institutions exit the business or are unable to proceed with creation and/or redemption orders with respect to the Fund and no other Authorized Participant is able to step forward to create or

redeem Creation Units (as defined below), Fund shares may trade at a discount to NAV and possibly face trading halts and/or delisting.

**Calculation Methodology Risk** is the risk that the Underlying Index's calculation methodology or sources of information may not provide an accurate assessment of included issuers or correct valuation of securities, nor is the availability or timeliness of the production of the Index guaranteed. A security included in an Underlying Index may not exhibit the characteristic or provide the specific exposure for which it was selected and consequently a Fund's holdings may not exhibit returns consistent with that characteristic or exposure. Unusual market conditions may cause the provider of the Underlying Index to postpone a scheduled rebalance, which could cause the Underlying Index to vary from its normal or expected composition.

**Market Trading Risk** is the risk that the Fund faces because its shares are listed on a securities exchange, including the potential lack of an active market for Fund shares, losses from trading in secondary markets, periods of high volatility and disruption in the creation/redemption process of the Fund. ANY OF THESE FACTORS MAY LEAD TO THE FUND'S SHARES TRADING AT A PREMIUM OR DISCOUNT TO NAV.

Trading in Fund shares may be halted due to market conditions or for reasons that, in the view of its listing exchange, make trading in the shares inadvisable. The market prices of Fund shares will generally fluctuate in accordance with changes in its NAV, changes in the relative supply of, and demand for, Fund shares, and changes in the liquidity, or the perceived liquidity, of the Fund's holdings.

**Concentration Risk** is the risk that, to the extent the Fund's investments are concentrated in the securities of issuers in a particular region, country, market, industry, sector or asset class, the Fund may be subject to increased price volatility and may be more susceptible to adverse economic, market, political or regulatory occurrences affecting that region, country, market, industry, sector or asset class.

**Cyber Security and Operational Risk** is the risk that the Fund and its service providers may experience disruptions that arise from breaches in cyber security, human error, processing and communications errors, counterparty or third-party errors, technology or systems failures, any of



## FlexShares<sup>®</sup> Quality Dividend Defensive Index Fund (cont.)

which may have an adverse impact on the Fund. Failures or breaches of the electronic systems of the Fund, the Investment Adviser, distributor, and other service providers, market makers, index providers, Authorized Participants or the issuers of securities in which the Fund invests have the ability to cause disruptions and negatively impact the Fund's business operations, potentially resulting in financial losses to the Fund and its shareholders. Among other situations, disruptions (for example, pandemics or health crises) that cause prolonged periods of remote work or significant employee absences at the Fund's service providers could impact the ability to conduct the Fund's operations. The Fund and Investment Adviser have limited ability to prevent or mitigate cybersecurity incidents affecting third-party service providers, and such third-party service providers may have limited indemnification obligations to the Fund or Investment Adviser. Issuers of securities in which the Fund invests are also subject to cybersecurity risks, and the value of these securities could decline if the issuers experience cyber-attacks or other cyber-failures.

**Derivatives Risk** is the risk that derivatives may pose risks in addition to and greater than those associated with investing directly in securities, currencies and other instruments, may be illiquid or less liquid, more volatile, more difficult to value and leveraged so that small changes in the value of the underlying instrument may produce disproportionate losses to the Fund. Derivatives are also subject to counterparty risk, which is the risk that the other party to the transaction will not perform its contractual obligations. The use of derivatives is a highly specialized activity that involves investment techniques and risks different from those associated with investments in more traditional securities and instruments.

**Securities Lending Risk** is the risk that the Fund may lose money because the borrower of the loaned securities fails to return the securities in a timely manner or at all. The Fund could also lose money in the event of a decline in the value of collateral provided for loaned securities or a decline in the value of any investments made with cash collateral.

**Valuation Risk** is the risk that the sale price the Fund could receive for a portfolio security may differ from the Fund's valuation of the security, particularly for securities that trade in low volume or volatile markets or that are valued

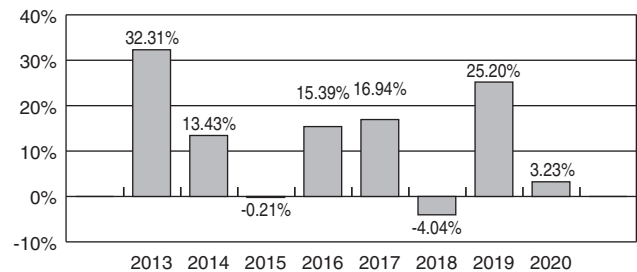
using a fair value methodology. In addition, the value of the securities in the Fund's portfolio may change on days when shareholders will not be able to purchase or sell the Fund's shares. The Fund relies on various sources to calculate its NAV. The information may be provided by third parties that are believed to be reliable, but the information may not be accurate due to errors by such pricing sources, technological issues or otherwise.

**It is possible to lose money on an investment in the Fund. An investment in the Fund is not a deposit of any bank and is not insured or guaranteed by the Federal Deposit Insurance Corporation, any other government agency, or The Northern Trust Company, its affiliates, subsidiaries or any other bank.**

### Fund Performance

The bar chart and table that follow show how the Fund has performed on a calendar year basis and provide an indication of the risks of investing in the Fund. Past performance (before and after taxes) does not necessarily indicate how the Fund will perform in the future. Updated information on the Fund's performance results can be obtained by visiting [flexshares.com](http://flexshares.com).

#### Calendar Year Total Returns



#### For the periods in the bar chart above:

Best Quarter (6/30/2020): 15.95%

Worst Quarter (3/31/2020): -23.37%

# FlexShares® Quality Dividend Defensive Index Fund (cont.)

## Average Annual Total Returns

(for the periods ended December 31, 2020)

	One Year	Five Year	Since Inception of Fund	Inception Date of Fund
Before Taxes	3.23%	10.84%	12.12%	12/14/2012
After Taxes on Distributions	2.61%	9.79%	11.17%	—
After Taxes on Distributions and Sale of Shares	2.36%	8.38%	9.70%	—
Russell 1000® Index*	20.96%	15.59%	15.43%	—
Northern Trust Quality Dividend Defensive Index <sup>SM</sup> *	3.26%	11.45%	12.70%	—

\* Reflects no deduction for fees, expenses or taxes.

After-tax returns are calculated using the historical highest individual federal marginal income tax rates and do not reflect the impact of state and local taxes. Actual after-tax returns depend on an investor's tax situation and may differ from those shown. After-tax returns shown are not relevant to investors who hold shares through tax-deferred arrangements, such as 401(k) plans or individual retirement plans. After-tax returns may exceed the return before taxes due to an assumed tax benefit from realizing a capital loss on a sale of Fund shares.

## Management

**Investment Adviser and Portfolio Managers.** Northern Trust Investments, Inc., a subsidiary of Northern Trust Corporation, serves as the Investment Adviser of the Fund. Robert Anstine, Brendan Sullivan and Alan Aung, each a Vice President of Northern Trust Investments, Inc., have served as Portfolio Managers of the Fund since October 2013, June 2016 and March 2021, respectively.

## Purchase and Sale of Fund Shares

The Fund is an exchange-traded fund (commonly referred to as an "ETF"). Individual Fund shares may only be purchased and sold in the secondary market through a broker-dealer. The price of Fund shares is based on market price, and because ETF shares trade at market prices rather than

NAV, shares may trade at a price greater than NAV (a premium) or less than NAV (a discount). An investor may incur costs attributable to the difference between the highest price a buyer is willing to pay to purchase shares of the Fund (bid) and the lowest price a seller is willing to accept for shares of the Fund (ask) when buying or selling shares in the secondary market ("the bid-ask spread"). Recent information, including information about the Fund's NAV, market price, premiums and discounts, and bid-ask spreads, is included on the Fund's website at [flexshares.com](http://flexshares.com).

## Tax Information

The Fund's distributions are generally taxable to you as ordinary income, qualified dividends, capital gains, Section 199A dividends, or a combination of the four, unless you are investing through a tax-exempt or tax-deferred arrangement, such as a 401(k) plan or an individual retirement account. Distributions may be taxable upon withdrawal from tax-deferred accounts.

## Payments to Brokers-Dealers and Other Financial Intermediaries

If you purchase the Fund through a broker-dealer or other financial intermediary (such as a bank), NTI and its related companies may pay the intermediary for activities related to the marketing and promotion of the Fund. These payments may create a conflict of interest by influencing the broker-dealer or other intermediary and your salesperson to recommend the Fund over another investment. Ask your salesperson or visit your financial intermediary's website for more information.

# FlexShares<sup>®</sup> Quality Dividend Dynamic Index Fund

## Investment Objective

The Fund seeks investment results that correspond generally to the price and yield performance, before fees and expenses, of the Northern Trust Quality Dividend Dynamic Index<sup>SM</sup> (the “Underlying Index”).

## Fees and Expenses of the Fund

This table describes the fees and expenses that you may pay if you buy, hold and sell shares of the Fund. Under the Fund’s Investment Advisory Agreement, the Fund is responsible for the following expenses: interest expenses, brokerage commissions and other trading expenses, fees and expenses of the independent trustees and their independent legal counsel, taxes and other extraordinary costs such as litigation and other expenses not incurred in the ordinary course of business. You will also incur usual and customary brokerage commissions and fees to financial intermediaries when buying or selling shares of the Fund in the secondary market, which are not reflected in the example that follows:

Annual Fund Operating Expenses (expenses that you pay each year as a percentage of the value of your investment)	
Management Fees	0.37%
Distribution (12b-1) Fees	0.00%
Other Expenses	0.01%
Total Annual Fund Operating Expenses	0.38%
Expense Reimbursement <sup>(1)</sup>	-0.01%
Total Annual Fund Operating Expenses After Expense Reimbursement	0.37%

<sup>(1)</sup> Northern Trust Investments, Inc. (“NTI” or the “Investment Adviser”) has contractually agreed to reimburse a portion of the operating expenses of the Fund (other than Acquired Fund Fees and Expenses) to the extent the “Total Annual Fund Operating Expenses” exceed 0.37%. This contractual limitation may not be terminated before March 1, 2022 without the approval of the Fund’s Board of Trustees. The Fund’s Board of Trustees may terminate the contractual agreement at any time if it determines that it is in the best interest of the Fund and its shareholders.

## Example

The following Example is intended to help you compare the cost of investing in the Fund with the cost of investing in other funds. The Example assumes that you invest \$10,000 in the Fund for the time periods indicated and then redeem all of your shares at the end of those periods. The Example also assumes that your investment has a 5%

return each year and that the Fund’s operating expenses remain the same (taking into account the expense reimbursement arrangement for one year). Although your actual costs may be higher or lower, based on these assumptions your costs would be:

1 Year	\$ 38
3 Years	\$ 121
5 Years	\$ 212
10 Years	\$ 479

**Portfolio Turnover.** The Fund pays transaction costs, such as commissions, when it buys and sells securities (or “turns over” its portfolio). A higher portfolio turnover rate may indicate higher transaction costs and may result in higher taxes when Fund shares are held in a taxable account. These costs, which are not reflected in annual fund operating expenses or in the Example, affect the Fund’s performance. Portfolio turnover may vary from year to year, as well as within a year. During the most recent fiscal year, the Fund’s portfolio turnover rate was 77% of the average value of its portfolio.

## Principal Investment Strategies

The Underlying Index is designed to reflect the performance of a selection of companies that, in aggregate, possess greater financial strength and stability characteristics relative to the Northern Trust 1250 Index (the “Parent Index”), a float-adjusted market-capitalization weighted index of U.S. domiciled large- and mid-capitalization companies. In addition, the Underlying Index is designed to select companies from the Parent Index that have enhanced risk return characteristics and that in the aggregate have the potential to generate income in excess of the income generated by securities in the Parent Index with a beta that is higher in relation to the Parent Index. Beta represents the market sensitivity, relative to a given market index and time period, and is one measure of volatility.

To derive the Underlying Index, Northern Trust Investments, Inc., acting in its capacity as the index provider (the “Index Provider”), ranks all dividend-paying constituents of the Parent Index using a Northern Trust proprietary quality factor. This factor is a quantitative ranking based on: (a) management expertise (e.g. corporate finance activities); (b) profitability (e.g. reliability and sustainability of financial performance); and (c) cash flow

---

## FlexShares<sup>®</sup> Quality Dividend Dynamic Index Fund (cont.)

---

(e.g., cash flow generation). The Index Provider then excludes the lowest quintile of constituents ranked according to this factor and uses an optimization process to select and weight eligible securities in order to (a) maximize the overall quality score relative to the Parent Index, (b) attain an aggregate dividend yield in excess of the Parent Index and (c) target an aggregate beta 1.0 to 1.5 times that of the Parent Index. The optimization also includes sector, industry group and single-security weight constraints so that these characteristics vary within acceptable bands relative to the Parent Index. In addition to tracking the performance of the Underlying Index, the Investment Adviser seeks to minimize portfolio turnover and tax inefficiencies. As of December 31, 2020, there were 143 issues in the Underlying Index. The Underlying Index is governed by transparent, objective rules for security selection, exclusion, rebalancing and adjustments for corporate actions.

NTI uses a “passive” or indexing approach to try to achieve the Fund’s investment objective. Unlike many investment companies, the Fund does not try to “beat” its Underlying Index and does not seek temporary defensive positions when markets decline or appear overvalued.

NTI uses a representative sampling strategy to manage the Fund. “Representative sampling” is investing in a representative sample of securities that collectively has an investment profile similar to the Underlying Index. The Fund may or may not hold all of the securities that are included in the Underlying Index. The Fund reserves the right to invest in substantially all of the securities in its Underlying Index in approximately the same proportions (i.e., replication) if NTI determines that it is in the best interest of the Fund.

Under normal circumstances, the Fund will invest at least 80% of its total assets (exclusive of collateral held from securities lending) in the securities of the Underlying Index. The Fund may also invest up to 20% of its assets in cash and cash equivalents, including shares of money market funds advised by NTI or its affiliates, futures contracts and options on futures contracts, as well as securities not included in the Underlying Index, but which NTI believes will help the Fund track its Underlying Index.

The Underlying Index is created and sponsored by NTI, as the Index Provider. NTI also serves as the investment adviser to the Fund. The Index Provider determines the

composition and relative weightings of the securities in the Underlying Index and publishes information regarding the market value of the Underlying Index. The Index is reconstituted quarterly.

The Underlying Index of the Fund will be rebalanced or reconstituted as described above under normal market conditions. During periods of market disruption or other abnormal market conditions, the rebalancing or reconstitution of the Fund’s Underlying Index may be delayed.

The Fund may lend securities representing up to one-third of the value of the Fund’s total assets (including the value of the collateral received).

**Industry Concentration Policy.** The Fund will concentrate its investments (i.e., hold 25% or more of its total assets) in a particular industry or group of industries to approximately the same extent that the Underlying Index is concentrated.

### Principal Risks

As with any investment, you could lose all or part of your investment in the Fund, and the Fund’s performance could trail that of other investments. The Fund is subject to certain risks, including the principal risks noted below, any of which may adversely affect the Fund’s net asset value (“NAV”), trading price, yield, total return and ability to meet its investment objective. Each risk noted below is considered a principal risk of investing in the Fund, regardless of the order in which it appears. The significance of each risk factor below may change over time and you should review each risk factor carefully.

**Equity Securities Risk** is the risk that the values of the equity securities owned by the Fund may be more volatile and underperform other asset classes and the general securities markets.

**Large Cap Risk** is the risk that returns on investments in stocks of large companies could trail the returns on investments in stocks of smaller and mid-sized companies. In addition, larger companies may grow more slowly or be slower to respond to business developments than smaller companies.

**Information Technology Sector Risk** is the risk that securities of technology companies may be subject to greater price volatility than securities of companies in other sec-

---

## FlexShares<sup>®</sup> Quality Dividend Dynamic Index Fund (cont.)

---

tors. These securities may fall in and out of favor with investors rapidly, which may cause sudden selling and dramatically lower market prices. Technology securities also may be affected adversely by changes in technology, consumer and business purchasing patterns, government regulation and/or obsolete products or services. Technology companies may also be susceptible to heightened risk of cybersecurity breaches that may affect their security prices. Companies in the technology sector are facing increased government and regulatory scrutiny and may be subject to adverse government or regulatory action.

**U.S. Issuer Risk** is the risk that certain changes in the U.S. economy, such as when the U.S. economy weakens or when its financial markets decline, may have an adverse effect on the securities to which the Fund has exposure.

**Dividend Risk** is the risk that an issuer of stock held by the Fund may choose not to declare a dividend or the dividend rate might not remain at current levels. Dividend paying stocks might not experience the same level of earnings growth or capital appreciation as non-dividend paying stocks. The Fund's performance during a broad market advance could suffer because dividend paying stocks may not experience the same capital appreciation as non-dividend paying stocks.

**Volatility Risk** is the risk that the actual level of volatility experienced by the Fund may be greater or lower than the targeted overall volatility of the Underlying Index. Although the Underlying Index is designed to have a targeted overall volatility that is greater than that of the Parent Index, there is no guarantee that it will have the targeted overall volatility. The Fund will continue to seek to track the Underlying Index even if the Underlying Index does not have the targeted overall volatility. There is also the risk that the Fund may experience volatility greater or lower than that of the Underlying Index as a result of tracking error. A portfolio of securities with greater volatility is generally considered to have a higher risk profile than a portfolio with lower volatility.

**Quality Factor Risk** is the risk that the past performance of companies that have exhibited quality characteristics does not continue or the returns on securities issued by such companies may be less than returns from other styles of investing or the overall stock market. There may be periods when quality investing is out of favor and during which time the Fund's performance may suffer.

**Market Risk** is the risk that the value of the Fund's investments may increase or decrease in response to expected, real or perceived economic, political or financial events in the U.S. or global markets. The frequency and magnitude of such changes in value cannot be predicted. Certain securities and other investments held by the Fund may experience increased volatility, illiquidity, or other potentially adverse effects in response to changing market conditions, inflation, changes in interest rates, lack of liquidity in the bond or equity markets, or volatility in the equity markets. Market disruptions caused by local or regional events such as war, acts of terrorism, the spread of infectious illness (including epidemics and pandemics) or other public health issues, recessions or other events or adverse investor sentiment could have a significant impact on the Fund and its investments and could result in the Fund's shares trading at increased premiums or discounts to the Fund's NAV. An outbreak of COVID-19, a respiratory disease caused by a novel coronavirus, has negatively affected the worldwide economy, the financial health of individual companies and the market in significant and unforeseen ways. The future impact of COVID-19 is currently unknown. The effects to public health, business and market conditions resulting from the COVID-19 pandemic may have a significant negative impact on the performance of the Fund's investments. During periods of market disruption or other abnormal market conditions, the Fund's exposure to the risks described elsewhere in this summary will likely increase. Market disruptions, regulatory restrictions or other abnormal market conditions could have an adverse effect on the Fund's ability to adjust its exposure to the required levels in order to track its Underlying Index or cause delays in the Underlying Index's rebalancing or reconstitution schedule. During any such delay, it is possible that the Underlying Index and, in turn, the Fund will deviate from the Underlying Index's stated methodology and therefore experience returns different than those that would have been achieved under a normal rebalancing or reconstitution schedule. Because the Fund is designed to maintain a high level of exposure to its Underlying Index at all times, it will not take any steps to invest defensively or otherwise reduce the risk of loss during market downturns.

Market risk includes the risk that a particular style of investing, such as growth or value, may underperform the market generally. The market value of the securities in



---

## FlexShares® Quality Dividend Dynamic Index Fund (cont.)

---

which the Fund invests may go up or down in response to the prospects of individual companies, particular sectors or governments and/or general economic conditions throughout the world due to increasingly interconnected global economies and financial markets. As a result, whether or not the Fund invests in securities of issuers located in or with significant exposure to the countries directly affected, the value and liquidity of the Fund's investments may be negatively affected. Securities markets may experience great short-term volatility and may fall sharply at times. Different markets may behave differently from each other and a foreign market may move in the opposite direction from the U.S. market.

Price changes may be temporary or last for extended periods. You could lose money over short periods due to fluctuation in the market prices of the Fund's shares in response to market movements, and over longer periods during market downturns.

**Passive Investment Risk** is the risk that the Fund is not actively managed and NTI does not attempt to take defensive positions in any market conditions, including declining markets.

**Tracking Error Risk** is the risk that the Fund's performance may vary substantially from the performance of the Underlying Index. The Fund's performance may vary from the performance of the Underlying Index for a number of reasons including that the Fund incurs operating expenses that the Underlying Index does not and that the Fund accepts custom baskets. In addition, the Fund employs a representative sampling strategy, and therefore, may incur tracking error to a greater extent than a fund that seeks to replicate an index. The representative sampling strategy used by NTI may fail to produce the intended results.

**Authorized Participant Concentration Risk** is the risk that the Fund may be adversely affected because it has a limited number of institutions that act as authorized participants ("Authorized Participants"). Only an Authorized Participant may engage in creation or redemption transactions directly with the Fund and none of those Authorized Participants is obligated to engage in creation and/or redemption transactions. To the extent that these institutions exit the business or are unable to proceed with creation and/or redemption orders with respect to the Fund and no other Authorized Participant is able to step forward to create or

redeem Creation Units (as defined below), Fund shares may trade at a discount to NAV and possibly face trading halts and/or delisting.

**Calculation Methodology Risk** is the risk that the Underlying Index's calculation methodology or sources of information may not provide an accurate assessment of included issuers or correct valuation of securities, nor is the availability or timeliness of the production of the Index guaranteed. A security included in an Underlying Index may not exhibit the characteristic or provide the specific exposure for which it was selected and consequently a Fund's holdings may not exhibit returns consistent with that characteristic or exposure. Unusual market conditions may cause the provider of the Underlying Index to postpone a scheduled rebalance, which could cause the Underlying Index to vary from its normal or expected composition.

**Market Trading Risk** is the risk that the Fund faces because its shares are listed on a securities exchange, including the potential lack of an active market for Fund shares, losses from trading in secondary markets, periods of high volatility and disruption in the creation/redemption process of the Fund. ANY OF THESE FACTORS MAY LEAD TO THE FUND'S SHARES TRADING AT A PREMIUM OR DISCOUNT TO NAV.

Trading in Fund shares may be halted due to market conditions or for reasons that, in the view of its listing exchange, make trading in the shares inadvisable. The market prices of Fund shares will generally fluctuate in accordance with changes in its NAV, changes in the relative supply of, and demand for, Fund shares, and changes in the liquidity, or the perceived liquidity, of the Fund's holdings.

**Concentration Risk** is the risk that, to the extent the Fund's investments are concentrated in the securities of issuers in a particular region, country, market, industry, sector or asset class, the Fund may be subject to increased price volatility and may be more susceptible to adverse economic, market, political or regulatory occurrences affecting that region, country, market, industry, sector or asset class.

**Cyber Security and Operational Risk** is the risk that the Fund and its service providers may experience disruptions that arise from breaches in cyber security, human error, processing and communications errors, counterparty or third-party errors, technology or systems failures, any of

# FlexShares® Quality Dividend Dynamic Index Fund (cont.)

which may have an adverse impact on the Fund. Failures or breaches of the electronic systems of the Fund, the Investment Adviser, distributor, and other service providers, market makers, index providers, Authorized Participants or the issuers of securities in which the Fund invests have the ability to cause disruptions and negatively impact the Fund's business operations, potentially resulting in financial losses to the Fund and its shareholders. Among other situations, disruptions (for example, pandemics or health crises) that cause prolonged periods of remote work or significant employee absences at the Fund's service providers could impact the ability to conduct the Fund's operations. The Fund and Investment Adviser have limited ability to prevent or mitigate cybersecurity incidents affecting third-party service providers, and such third-party service providers may have limited indemnification obligations to the Fund or Investment Adviser. Issuers of securities in which the Fund invests are also subject to cybersecurity risks, and the value of these securities could decline if the issuers experience cyber-attacks or other cyber-failures.

**Derivatives Risk** is the risk that derivatives may pose risks in addition to and greater than those associated with investing directly in securities, currencies and other instruments, may be illiquid or less liquid, more volatile, more difficult to value and leveraged so that small changes in the value of the underlying instrument may produce disproportionate losses to the Fund. Derivatives are also subject to counterparty risk, which is the risk that the other party to the transaction will not perform its contractual obligations. The use of derivatives is a highly specialized activity that involves investment techniques and risks different from those associated with investments in more traditional securities and instruments.

**Securities Lending Risk** is the risk that the Fund may lose money because the borrower of the loaned securities fails to return the securities in a timely manner or at all. The Fund could also lose money in the event of a decline in the value of collateral provided for loaned securities or a decline in the value of any investments made with cash collateral.

**Valuation Risk** is the risk that the sale price the Fund could receive for a portfolio security may differ from the Fund's valuation of the security, particularly for securities that trade in low volume or volatile markets or that are valued

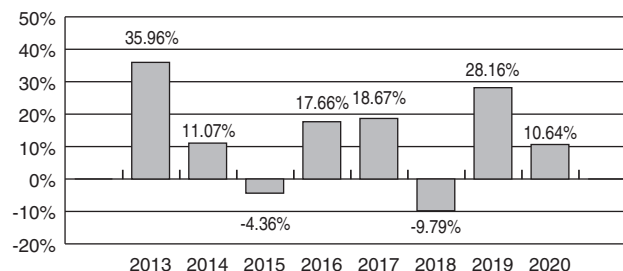
using a fair value methodology. In addition, the value of the securities in the Fund's portfolio may change on days when shareholders will not be able to purchase or sell the Fund's shares. The Fund relies on various sources to calculate its NAV. The information may be provided by third parties that are believed to be reliable, but the information may not be accurate due to errors by such pricing sources, technological issues or otherwise.

**It is possible to lose money on an investment in the Fund. An investment in the Fund is not a deposit of any bank and is not insured or guaranteed by the Federal Deposit Insurance Corporation, any other government agency, or The Northern Trust Company, its affiliates, subsidiaries or any other bank.**

## Fund Performance

The bar chart and table that follow show how the Fund has performed on a calendar year basis and provide an indication of the risks of investing in the Fund. Past performance (before and after taxes) does not necessarily indicate how the Fund will perform in the future. Updated information on the Fund's performance results can be obtained by visiting [flexshares.com](http://flexshares.com).

### Calendar Year Total Returns



### For the periods in the bar chart above:

Best Quarter (6/30/2020): 21.99%

Worst Quarter (3/31/2020): -26.41%

# FlexShares<sup>®</sup> Quality Dividend Dynamic Index Fund (cont.)

## Average Annual Total Returns

(for the periods ended December 31, 2020)

	One Year	Five Year	Since Inception of Fund	Inception Date of Fund
Before Taxes	10.64%	12.30%	12.64%	12/14/2012
After Taxes on Distributions	9.48%	11.39%	11.74%	—
After Taxes on Distributions and Sale of Shares	6.66%	9.53%	10.09%	—
Russell 1000 <sup>®</sup> Index*	20.96%	15.59%	15.43%	—
Northern Trust Quality Dividend Dynamic Index <sup>SM*</sup>	10.82%	12.62%	13.00%	—

\* Reflects no deduction for fees, expenses or taxes.

After-tax returns are calculated using the historical highest individual federal marginal income tax rates and do not reflect the impact of state and local taxes. Actual after-tax returns depend on an investor's tax situation and may differ from those shown. After-tax returns shown are not relevant to investors who hold shares through tax-deferred arrangements, such as 401(k) plans or individual retirement plans. After-tax returns may exceed the return before taxes due to an assumed tax benefit from realizing a capital loss on a sale of Fund shares.

## Management

**Investment Adviser and Portfolio Managers.** Northern Trust Investments, Inc., a subsidiary of Northern Trust Corporation, serves as the Investment Adviser of the Fund. Robert Anstine, Brendan Sullivan and Steven Santiccoli, each a Vice President of Northern Trust Investments, Inc., have served as Portfolio Managers of the Fund since October 2013, June 2016 and March 2021, respectively.

## Purchase and Sale of Fund Shares

The Fund is an exchange-traded fund (commonly referred to as an "ETF"). Individual Fund shares may only be purchased and sold in the secondary market through a broker-dealer. The price of Fund shares is based on market price, and because ETF shares trade at market prices rather than

NAV, shares may trade at a price greater than NAV (a premium) or less than NAV (a discount). An investor may incur costs attributable to the difference between the highest price a buyer is willing to pay to purchase shares of the Fund (bid) and the lowest price a seller is willing to accept for shares of the Fund (ask) when buying or selling shares in the secondary market ("the bid-ask spread"). Recent information, including information about the Fund's NAV, market price, premiums and discounts, and bid-ask spreads, is included on the Fund's website at [flexshares.com](http://flexshares.com).

## Tax Information

The Fund's distributions are generally taxable to you as ordinary income, qualified dividends, capital gains, Section 199A dividends, or a combination of the four, unless you are investing through a tax-exempt or tax-deferred arrangement, such as a 401(k) plan or an individual retirement account. Distributions may be taxable upon withdrawal from tax-deferred accounts.

## Payments to Brokers-Dealers and Other Financial Intermediaries

If you purchase the Fund through a broker-dealer or other financial intermediary (such as a bank), NTI and its related companies may pay the intermediary for activities related to the marketing and promotion of the Fund. These payments may create a conflict of interest by influencing the broker-dealer or other intermediary and your salesperson to recommend the Fund over another investment. Ask your salesperson or visit your financial intermediary's website for more information.

# FlexShares<sup>®</sup> International Quality Dividend Index Fund

## Investment Objective

The Fund seeks investment results that correspond generally to the price and yield performance, before fees and expenses, of the Northern Trust International Quality Dividend Index<sup>SM</sup> (the “Underlying Index”).

## Fees and Expenses of the Fund

This table describes the fees and expenses that you may pay if you buy, hold and sell shares of the Fund. Under the Fund’s Investment Advisory Agreement, the Fund is responsible for the following expenses: interest expenses, brokerage commissions and other trading expenses, fees and expenses of the independent trustees and their independent legal counsel, taxes and other extraordinary costs such as litigation and other expenses not incurred in the ordinary course of business. You will also incur usual and customary brokerage commissions and fees to financial intermediaries when buying or selling shares of the Fund in the secondary market, which are not reflected in the example that follows:

Annual Fund Operating Expenses (expenses that you pay each year as a percentage of the value of your investment)	
Management Fees	0.47%
Distribution (12b-1) Fees	0.00%
Other Expenses	0.01%
Total Annual Fund Operating Expenses	0.48%
Expense Reimbursement <sup>(1)</sup>	-0.01%
Total Annual Fund Operating Expenses After Expense Reimbursement	0.47%

<sup>(1)</sup> Northern Trust Investments, Inc. (“NTI” or the “Investment Adviser”) has contractually agreed to reimburse a portion of the operating expenses of the Fund (other than Acquired Fund Fees and Expenses) to the extent the “Total Annual Fund Operating Expenses” exceed 0.47%. This contractual limitation may not be terminated before March 1, 2022 without the approval of the Fund’s Board of Trustees. The Fund’s Board of Trustees may terminate the contractual agreement at any time if it determines that it is in the best interest of the Fund and its shareholders.

## Example

The following Example is intended to help you compare the cost of investing in the Fund with the cost of investing in other funds. The Example assumes that you invest \$10,000 in the Fund for the time periods indicated and then redeem all of your shares at the end of those periods. The Example also assumes that your investment has a 5%

return each year and that the Fund’s operating expenses remain the same (taking into account the expense reimbursement arrangement for one year). Although your actual costs may be higher or lower, based on these assumptions your costs would be:

1 Year	\$ 48
3 Years	\$153
5 Years	\$268
10 Years	\$603

**Portfolio Turnover.** The Fund pays transaction costs, such as commissions, when it buys and sells securities (or “turns over” its portfolio). A higher portfolio turnover rate may indicate higher transaction costs and may result in higher taxes when Fund shares are held in a taxable account. These costs, which are not reflected in annual fund operating expenses or in the Example, affect the Fund’s performance. Portfolio turnover may vary from year to year, as well as within a year. During the most recent fiscal year, the Fund’s portfolio turnover rate was 74% of the average value of its portfolio.

## Principal Investment Strategies

The Underlying Index is designed to reflect the performance of a selection of companies that, in aggregate, possess greater financial strength and stability characteristics relative to the Northern Trust International Large Cap Index (the “Parent Index”), a float-adjusted market-capitalization weighted index of non-US domiciled large- and mid-capitalization companies. In addition, the Underlying Index is designed to select companies from the Parent Index that have enhanced risk return characteristics and that in the aggregate have the potential to generate income in excess of the income generated by securities in the Parent Index with a beta that is similar to the Parent Index. Beta represents the market sensitivity, relative to a given market index and time period, and is one measure of volatility.

To derive the Underlying Index, Northern Trust Investments, Inc. (“NTI” or the “Investment Adviser”), acting in its capacity as the index provider (the “Index Provider”), ranks all dividend-paying constituents of the Parent Index using a Northern Trust proprietary quality factor. This factor is a quantitative ranking based on: (a) management expertise (e.g. corporate finance activities); (b) profitability

---

## FlexShares® International Quality Dividend Index Fund (cont.)

---

(e.g. reliability and sustainability of financial performance); and (c) cash flow (e.g., cash flow generation) The Index Provider then excludes the lowest quintile of constituents ranked according to this factor and uses an optimization process to select and weight eligible securities in order to (a) maximize the overall quality score relative to the Parent Index and (b) attain an aggregate dividend yield in excess of the Parent Index. The optimization also includes sector, industry group, region, country and single-security weight constraints so that these characteristics vary within acceptable bands relative to the Parent Index. In addition to tracking the performance of the Underlying Index, the Investment Adviser seeks to minimize portfolio turnover and tax inefficiencies. As of December 31, 2020, there were 198 issues in the Underlying Index. As of December 31, 2020, the top five countries (by weighting) represented in the Underlying Index were Japan (15.3%), Great Britain (10.1%), China (9.7%), Switzerland (8.6%) and Taiwan (6.7%). The Underlying Index is governed by transparent, objective rules for security selection, exclusion, rebalancing and adjustments for corporate actions.

NTI uses a “passive” or indexing approach to try to achieve the Fund’s investment objective. Unlike many investment companies, the Fund does not try to “beat” its Underlying Index and does not seek temporary defensive positions when markets decline or appear overvalued.

NTI uses a representative sampling strategy to manage the Fund. “Representative sampling” is investing in a representative sample of securities that collectively has an investment profile similar to the Underlying Index. The Fund may or may not hold all of the securities that are included in the Underlying Index. The Fund reserves the right to invest in substantially all of the securities in its Underlying Index in approximately the same proportions (i.e., replication) if NTI determines that it is in the best interest of the Fund.

Under normal circumstances, the Fund will invest at least 80% of its total assets (exclusive of collateral held from securities lending) in the securities of the Underlying Index and in American Depositary Receipts (“ADRs”) and Global Depositary Receipts (“GDRs”) (collectively “Depositary Receipts”) based on the securities in the Underlying Index. The Fund may also invest up to 20% of its assets in cash

and cash equivalents, including shares of money market funds advised by NTI or its affiliates, futures contracts, options on futures contracts and foreign currency contracts, as well as securities not included in the Underlying Index, but which NTI believes will help the Fund track its Underlying Index.

The Underlying Index is created and sponsored by NTI, as the Index Provider. NTI also serves as the investment adviser to the Fund. The Index Provider determines the composition and relative weightings of the securities in the Underlying Index and publishes information regarding the market value of the Underlying Index. The Index is reconstituted quarterly.

The Underlying Index of the Fund will be rebalanced or reconstituted as described above under normal market conditions. During periods of market disruption or other abnormal market conditions, the rebalancing or reconstitution of the Fund’s Underlying Index may be delayed.

The Fund may lend securities representing up to one-third of the value of the Fund’s total assets (including the value of the collateral received).

**Industry Concentration Policy.** The Fund will concentrate its investments (i.e., hold 25% or more of its total assets) in a particular industry or group of industries to approximately the same extent that the Underlying Index is concentrated.

### Principal Risks

As with any investment, you could lose all or part of your investment in the Fund, and the Fund’s performance could trail that of other investments. The Fund is subject to certain risks, including the principal risks noted below, any of which may adversely affect the Fund’s net asset value (“NAV”), trading price, yield, total return and ability to meet its investment objective. Each risk noted below is considered a principal risk of investing in the Fund, regardless of the order in which it appears. The significance of each risk factor below may change over time and you should review each risk factor carefully.

**Equity Securities Risk** is the risk that the values of the equity securities owned by the Fund may be more volatile and underperform other asset classes and the general securities markets.

**Large Cap Risk** is the risk that returns on investments in stocks of large companies could trail the returns on invest-



---

## FlexShares® International Quality Dividend Index Fund (cont.)

---

ments in stocks of smaller and mid-sized companies. In addition, larger companies may grow more slowly or be slower to respond to business developments than smaller companies.

*Mid and Small Cap Stock Risk* is the risk that stocks of mid-sized and smaller companies may be more volatile than stocks of larger, more established companies, and may lack sufficient market liquidity. Mid-sized and small companies may have limited product lines or financial resources, may be dependent upon a particular niche of the market, or may be dependent upon a small or inexperienced management group. Securities of smaller companies may trade less frequently and in lower volume than the securities of larger companies, which could lead to higher transaction costs. Generally the smaller the company size, the greater the risk.

**Foreign Securities Risk** is the risk that investing in foreign (non-U.S.) securities may result in the Fund experiencing more rapid and extreme changes in value than a fund that invests exclusively in U.S. securities, due to less liquid markets, tariffs and trade disputes and adverse economic, political, diplomatic, environmental, financial, and regulatory factors. Foreign governments also may impose limits on investment and repatriation and impose taxes. Any of these events could cause the value of the Fund's investments to decline. To the extent that the Fund's assets are significantly invested in a single country or geographic region, the Fund will be subject to the risks associated with that particular country or region. To the extent that the underlying securities and/or other assets held by the Fund trade on foreign exchanges or in foreign markets that may be closed when the securities exchange on which the Fund's shares trade is open, there are likely to be deviations between the current price of such an underlying security and the last quoted price for the underlying security (i.e., the Fund's quote from the closed foreign market). The impact of a closed foreign market on the Fund is likely to be greater where a large portion of the Fund's underlying securities and/or other assets trade on that closed foreign market or when the foreign market is closed for unscheduled reasons. These deviations could result in premiums or discounts to the Fund's NAV that may be greater than those experienced by other ETFs.

*Emerging Markets Risk* is the risk that markets of emerging market countries are less developed and less liquid, subject to greater price volatility, subject to less uniform or robust

accounting, securities valuation and reporting requirements, and generally subject to increased economic, political, regulatory and other uncertainties than more developed markets.

*Currency Risk* is the risk that foreign currencies, securities that trade in or receive revenues in foreign currencies, or derivatives that provide exposure to foreign currencies will fluctuate in value relative to the U.S. dollar, adversely affecting the value of the Fund's investments and its returns. Because the Fund's NAV is determined on the basis of U.S. dollars, and the Fund does not attempt to hedge against changes in the value of non-U.S. currencies, you may lose money if the local currency of a foreign market depreciates against the U.S. dollar, even if the market value of the Fund's holdings appreciates. In addition, fluctuations in the exchange values of currencies could affect the economy or particular business operations of companies in a geographic region in which the Fund invests, causing an adverse impact on the Fund's investments in the affected region.

**Financial Sector Risk** is the risk that the Fund will be impacted by events affecting the financial sector if it invests a relatively large percentage of its assets in that sector, adversely affecting the Fund's performance. The financial sector can be significantly affected by changes in interest rates, government regulation, the rate of corporate and consumer debt defaulted, price competitions and the availability and cost of capital funds, among other factors. The impact of changes in capital requirements and recent or future regulation of any individual financial company, or of the financials sector as a whole, cannot be predicted. In recent years, cyberattacks and technology malfunctions and failures have become increasingly frequent in this sector and have caused significant losses to companies in this sector, which may negatively impact the Fund.

**Dividend Risk** is the risk that an issuer of stock held by the Fund may choose not to declare a dividend or the dividend rate might not remain at current levels. Dividend paying stocks might not experience the same level of earnings growth or capital appreciation as non-dividend paying stocks. The Fund's performance during a broad market advance could suffer because dividend paying stocks may not experience the same capital appreciation as non-dividend paying stocks.

---

## FlexShares® International Quality Dividend Index Fund (cont.)

---

**Volatility Risk** is the risk that the actual level of volatility experienced by the Fund may be greater or lower than the targeted overall volatility of the Underlying Index. Although the Underlying Index is designed to have a targeted overall volatility that is similar to that of the Parent Index, there is no guarantee that it will have the targeted overall volatility. The Fund will continue to seek to track the Underlying Index even if the Underlying Index does not have the targeted overall volatility. There is also the risk that the Fund may experience volatility greater or lower than that of the Underlying Index as a result of tracking error. A portfolio of securities with greater volatility is generally considered to have a higher risk profile than a portfolio with lower volatility.

**Quality Factor Risk** is the risk that the past performance of companies that have exhibited quality characteristics does not continue or the returns on securities issued by such companies may be less than returns from other styles of investing or the overall stock market. There may be periods when quality investing is out of favor and during which time the Fund's performance may suffer.

**Market Risk** is the risk that the value of the Fund's investments may increase or decrease in response to expected, real or perceived economic, political or financial events in the U.S. or global markets. The frequency and magnitude of such changes in value cannot be predicted. Certain securities and other investments held by the Fund may experience increased volatility, illiquidity, or other potentially adverse effects in response to changing market conditions, inflation, changes in interest rates, lack of liquidity in the bond or equity markets, or volatility in the equity markets. Market disruptions caused by local or regional events such as war, acts of terrorism, the spread of infectious illness (including epidemics and pandemics) or other public health issues, recessions or other events or adverse investor sentiment could have a significant impact on the Fund and its investments and could result in the Fund's shares trading at increased premiums or discounts to the Fund's NAV. An outbreak of COVID-19, a respiratory disease caused by a novel coronavirus, has negatively affected the worldwide economy, the financial health of individual companies and the market in significant and unforeseen ways. The future impact of COVID-19 is currently unknown. The effects to public health, business and market conditions resulting from the COVID-19 pandemic may have a significant

negative impact on the performance of the Fund's investments. During periods of market disruption or other abnormal market conditions, the Fund's exposure to the risks described elsewhere in this summary will likely increase. Market disruptions, regulatory restrictions or other abnormal market conditions could have an adverse effect on the Fund's ability to adjust its exposure to the required levels in order to track its Underlying Index or cause delays in the Underlying Index's rebalancing or reconstitution schedule. During any such delay, it is possible that the Underlying Index and, in turn, the Fund will deviate from the Underlying Index's stated methodology and therefore experience returns different than those that would have been achieved under a normal rebalancing or reconstitution schedule. Because the Fund is designed to maintain a high level of exposure to its Underlying Index at all times, it will not take any steps to invest defensively or otherwise reduce the risk of loss during market downturns.

Market risk includes the risk that a particular style of investing, such as growth or value, may underperform the market generally. The market value of the securities in which the Fund invests may go up or down in response to the prospects of individual companies, particular sectors or governments and/or general economic conditions throughout the world due to increasingly interconnected global economies and financial markets. As a result, whether or not the Fund invests in securities of issuers located in or with significant exposure to the countries directly affected, the value and liquidity of the Fund's investments may be negatively affected. Securities markets may experience great short-term volatility and may fall sharply at times. Different markets may behave differently from each other and a foreign market may move in the opposite direction from the U.S. market.

Price changes may be temporary or last for extended periods. You could lose money over short periods due to fluctuation in the market prices of the Fund's shares in response to market movements, and over longer periods during market downturns.

**Passive Investment Risk** is the risk that the Fund is not actively managed and NTI does not attempt to take defensive positions in any market conditions, including declining markets.

**Tracking Error Risk** is the risk that the Fund's performance may vary substantially from the performance of the Underlying Index. The Fund's performance may vary from

---

## FlexShares® International Quality Dividend Index Fund (cont.)

---

the performance of the Underlying Index for a number of reasons including that the Fund incurs operating expenses that the Underlying Index does not and that the Fund accepts custom baskets. In addition, the Fund employs a representative sampling strategy, and therefore, may incur tracking error to a greater extent than a fund that seeks to replicate an index. The representative sampling strategy used by NTI may fail to produce the intended results. Tracking error risk may be higher for funds that track a foreign index, or an index that includes foreign securities, because regulatory and reporting requirements may differ from those in the U.S., and there is a heightened risk associated with limited availability and reliability of data used to construct the index.

**Authorized Participant Concentration Risk** is the risk that the Fund may be adversely affected because it has a limited number of institutions that act as authorized participants (“Authorized Participants”). Only an Authorized Participant may engage in creation or redemption transactions directly with the Fund and none of those Authorized Participants is obligated to engage in creation and/or redemption transactions. To the extent that these institutions exit the business or are unable to proceed with creation and/or redemption orders with respect to the Fund and no other Authorized Participant is able to step forward to create or redeem Creation Units (as defined below), Fund shares may trade at a discount to NAV and possibly face trading halts and/or delisting. This risk may be heightened because of its investments in non-U.S. securities.

**Calculation Methodology Risk** is the risk that the Underlying Index’s calculation methodology or sources of information may not provide an accurate assessment of included issuers or correct valuation of securities, nor is the availability or timeliness of the production of the Index guaranteed. A security included in an Underlying Index may not exhibit the characteristic or provide the specific exposure for which it was selected and consequently a Fund’s holdings may not exhibit returns consistent with that characteristic or exposure. Unusual market conditions may cause the provider of the Underlying Index to postpone a scheduled rebalance, which could cause the Underlying Index to vary from its normal or expected composition.

**Market Trading Risk** is the risk that the Fund faces because its shares are listed on a securities exchange, including the potential lack of an active market for Fund shares, losses

from trading in secondary markets, periods of high volatility and disruption in the creation/redemption process of the Fund. ANY OF THESE FACTORS MAY LEAD TO THE FUND’S SHARES TRADING AT A PREMIUM OR DISCOUNT TO NAV.

Trading in Fund shares may be halted due to market conditions or for reasons that, in the view of its listing exchange, make trading in the shares inadvisable. The market prices of Fund shares will generally fluctuate in accordance with changes in its NAV, changes in the relative supply of, and demand for, Fund shares, and changes in the liquidity, or the perceived liquidity, of the Fund’s holdings.

**Concentration Risk** is the risk that, to the extent the Fund’s investments are concentrated in the securities of issuers in a particular region, country, market, industry, sector or asset class, the Fund may be subject to increased price volatility and may be more susceptible to adverse economic, market, political or regulatory occurrences affecting that region, country, market, industry, sector or asset class.

**Cyber Security and Operational Risk** is the risk that the Fund and its service providers may experience disruptions that arise from breaches in cyber security, human error, processing and communications errors, counterparty or third-party errors, technology or systems failures, any of which may have an adverse impact on the Fund. Failures or breaches of the electronic systems of the Fund, the Investment Adviser, distributor, and other service providers, market makers, index providers, Authorized Participants or the issuers of securities in which the Fund invests have the ability to cause disruptions and negatively impact the Fund’s business operations, potentially resulting in financial losses to the Fund and its shareholders. Among other situations, disruptions (for example, pandemics or health crises) that cause prolonged periods of remote work or significant employee absences at the Fund’s service providers could impact the ability to conduct the Fund’s operations. The Fund and Investment Adviser have limited ability to prevent or mitigate cybersecurity incidents affecting third-party service providers, and such third-party service providers may have limited indemnification obligations to the Fund or Investment Adviser. Issuers of securities in which the Fund invests are also subject to cybersecurity risks, and the value of these securities could decline if the issuers experience cyber-attacks or other cyber-failures.

# FlexShares® International Quality Dividend Index Fund (cont.)

**Derivatives Risk** is the risk that derivatives may pose risks in addition to and greater than those associated with investing directly in securities, currencies and other instruments, may be illiquid or less liquid, more volatile, more difficult to value and leveraged so that small changes in the value of the underlying instrument may produce disproportionate losses to the Fund. Derivatives are also subject to counterparty risk, which is the risk that the other party to the transaction will not perform its contractual obligations. The use of derivatives is a highly specialized activity that involves investment techniques and risks different from those associated with investments in more traditional securities and instruments.

**Securities Lending Risk** is the risk that the Fund may lose money because the borrower of the loaned securities fails to return the securities in a timely manner or at all. The Fund could also lose money in the event of a decline in the value of collateral provided for loaned securities or a decline in the value of any investments made with cash collateral.

**Valuation Risk** is the risk that the sale price the Fund could receive for a portfolio security may differ from the Fund's valuation of the security, particularly for securities that trade in low volume or volatile markets or that are valued using a fair value methodology. In addition, the value of the securities in the Fund's portfolio may change on days when shareholders will not be able to purchase or sell the Fund's shares. The Fund relies on various sources to calculate its NAV. The information may be provided by third parties that are believed to be reliable, but the information may not be accurate due to errors by such pricing sources, technological issues or otherwise.

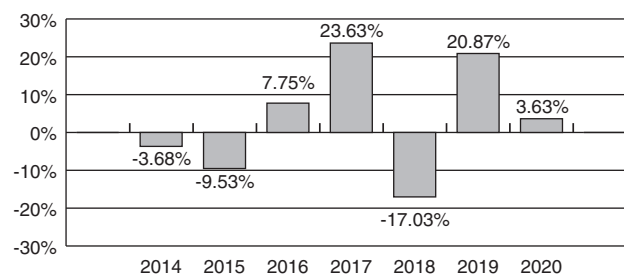
**It is possible to lose money on an investment in the Fund. An investment in the Fund is not a deposit of any bank and is not insured or guaranteed by the Federal Deposit Insurance Corporation, any other government agency, or The Northern Trust Company, its affiliates, subsidiaries or any other bank.**

## Fund Performance

The bar chart and table that follow show how the Fund has performed on a calendar year basis and provide an indication of the risks of investing in the Fund. Past performance (before and after taxes) does not necessarily indicate how

the Fund will perform in the future. Updated information on the Fund's performance results can be obtained by visiting [flexshares.com](http://flexshares.com).

### Calendar Year Total Returns



### For the period shown in the bar chart above:

Best Quarter (12/31/2020): 18.20%

Worst Quarter (3/31/2020): -26.07%

### Average Annual Total Returns

(for the periods ended December 31, 2020)

	One Year	Five Year	Since Inception of Fund	Inception Date of Fund
Before Taxes	3.63%	6.72%	3.68%	4/12/2013
After Taxes on Distributions	2.75%	5.63%	2.75%	—
After Taxes on Distributions and Sale of Shares	2.63%	5.11%	2.81%	—
MSCI ACWI ex USA Index*	10.65%	8.92%	5.71%	—
Northern Trust International Quality Dividend Index <sup>SM</sup> *	4.04%	6.95%	4.04%	—

\* Reflects no deduction for fees, expenses or taxes.

After-tax returns are calculated using the historical highest individual federal marginal income tax rates and do not reflect the impact of state and local taxes. Actual after-tax returns depend on an investor's tax situation and may differ from those shown. After-tax returns shown are not relevant to investors who hold shares through tax-deferred arrangements, such as 401(k) plans or individual retirement plans. After-tax returns may exceed the return before taxes due to an assumed tax benefit from realizing a capital loss on a sale of Fund shares.

---

# FlexShares® International Quality Dividend Index Fund (cont.)

---

## Management

**Investment Adviser and Portfolio Managers.** Northern Trust Investments, Inc., a subsidiary of Northern Trust Corporation, serves as the Investment Adviser of the Fund. Robert Anstine, Brendan Sullivan and Basit Amin, each a Vice President of Northern Trust Investments, Inc., have served as Portfolio Managers of the Fund since October 2013, June 2016 and March 2021, respectively.

## Purchase and Sale of Fund Shares

The Fund is an exchange-traded fund (commonly referred to as an “ETF”). Individual Fund shares may only be purchased and sold in the secondary market through a broker-dealer. The price of Fund shares is based on market price, and because ETF shares trade at market prices rather than NAV, shares may trade at a price greater than NAV (a premium) or less than NAV (a discount). An investor may incur costs attributable to the difference between the highest price a buyer is willing to pay to purchase shares of the Fund (bid) and the lowest price a seller is willing to accept for shares of the Fund (ask) when buying or selling shares in the secondary market (“the bid-ask spread”). Recent information, including information about the Fund’s NAV, market price, premiums and discounts, and bid-ask spreads, is included on the Fund’s website at [flexshares.com](http://flexshares.com).

## Tax Information

The Fund’s distributions are generally taxable to you as ordinary income, qualified dividends, capital gains, or a combination of the three, unless you are investing through a tax-exempt or tax-deferred arrangement, such as a 401(k) plan or an individual retirement account. Distributions may be taxable upon withdrawal from tax-deferred accounts.

## Payments to Brokers-Dealers and Other Financial Intermediaries

If you purchase the Fund through a broker-dealer or other financial intermediary (such as a bank), NTI and its related companies may pay the intermediary for activities related to the marketing and promotion of the Fund. These payments may create a conflict of interest by influencing the broker-dealer or other intermediary and your salesperson to recommend the Fund over another investment. Ask your salesperson or visit your financial intermediary’s website for more information.



# FlexShares<sup>®</sup> International Quality Dividend Defensive Index Fund

## Investment Objective

The Fund seeks investment results that correspond generally to the price and yield performance, before fees and expenses, of the Northern Trust International Quality Dividend Defensive Index<sup>SM</sup> (the “Underlying Index”).

## Fees and Expenses of the Fund

This table describes the fees and expenses that you may pay if you buy, hold and sell shares of the Fund. Under the Fund’s Investment Advisory Agreement, the Fund is responsible for the following expenses: interest expenses, brokerage commissions and other trading expenses, fees and expenses of the independent trustees and their independent legal counsel, taxes and other extraordinary costs such as litigation and other expenses not incurred in the ordinary course of business. You will also incur usual and customary brokerage commissions and fees to financial intermediaries when buying or selling shares of the Fund in the secondary market, which are not reflected in the example that follows:

Annual Fund Operating Expenses (expenses that you pay each year as a percentage of the value of your investment)	
Management Fees	0.47%
Distribution (12b-1) Fees	0.00%
Other Expenses	0.01%
Total Annual Fund Operating Expenses	0.48%
Expense Reimbursement <sup>(1)</sup>	-0.01%
Total Annual Fund Operating Expenses After Expense Reimbursement	0.47%

<sup>(1)</sup> Northern Trust Investments, Inc. (“NTI” or the “Investment Adviser”) has contractually agreed to reimburse a portion of the operating expenses of the Fund (other than Acquired Fund Fees and Expenses) to the extent the “Total Annual Fund Operating Expenses” exceed 0.47%. This contractual limitation may not be terminated before March 1, 2022 without the approval of the Fund’s Board of Trustees. The Fund’s Board of Trustees may terminate the contractual agreement at any time if it determines that it is in the best interest of the Fund and its shareholders.

## Example

The following Example is intended to help you compare the cost of investing in the Fund with the cost of investing in other funds. The Example assumes that you invest \$10,000 in the Fund for the time periods indicated and then redeem all of your shares at the end of those periods. The Example also assumes that your investment has a 5%

return each year and that the Fund’s operating expenses remain the same (taking into account the expense reimbursement arrangement for one year). Although your actual costs may be higher or lower, based on these assumptions your costs would be:

1 Year	\$ 48
3 Years	\$153
5 Years	\$268
10 Years	\$603

**Portfolio Turnover.** The Fund pays transaction costs, such as commissions, when it buys and sells securities (or “turns over” its portfolio). A higher portfolio turnover rate may indicate higher transaction costs and may result in higher taxes when Fund shares are held in a taxable account. These costs, which are not reflected in annual fund operating expenses or in the Example, affect the Fund’s performance. Portfolio turnover may vary from year to year, as well as within a year. During the most recent fiscal year, the Fund’s portfolio turnover rate was 75% of the average value of its portfolio.

## Principal Investment Strategies

The Underlying Index is designed to reflect the performance of a selection of companies that, in aggregate, possess greater financial strength and stability characteristics relative to the Northern Trust International Large Cap Index (the “Parent Index”), a float-adjusted market-capitalization weighted index of non-US domiciled large- and mid-capitalization companies. In addition, the Underlying Index is designed to select companies from the Parent Index that have enhanced risk return characteristics and that in the aggregate have the potential to generate income in excess of the income generated by securities in the Parent Index with a beta that is lower in relation to the Parent Index. Beta represents the market sensitivity, relative to a given market index and time period, and is one measure of volatility.

To derive the Underlying Index, Northern Trust Investments, Inc. (“NTI” or the “Investment Adviser”), acting in its capacity as the index provider (the “Index Provider”), ranks all dividend-paying constituents of the Parent Index using a Northern Trust proprietary quality factor. This factor is a quantitative ranking based on: (a) management expertise (e.g. corporate finance activities); (b) profitability

---

## FlexShares® International Quality Dividend Defensive Index Fund (cont.)

---

(e.g. reliability and sustainability of financial performance); and (c) cash flow (e.g., cash flow generation). The Index Provider then excludes the lowest quintile of constituents ranked according to this factor and uses an optimization process to select and weight eligible securities in order to (a) maximize the overall quality score relative to the Parent Index, (b) attain an aggregate dividend yield in excess of the Parent Index and (c) target an aggregate beta 0.5 to 1.0 times that of the Parent Index. The optimization also includes sector, industry group, region, country and single-security weight constraints so that these characteristics vary within acceptable bands relative to the Parent Index. In addition to tracking the performance of the Underlying Index, the Investment Adviser seeks to minimize portfolio turnover and tax inefficiencies. As of December 31, 2020, there were 188 issues in the Underlying Index. As of December 31, 2020, the top five countries (by weighting) represented in the Underlying Index were Japan (12.7%), Great Britain (11.1%), China (8.8%), Switzerland (7.3%), and Taiwan (5.9%). The Underlying Index is governed by transparent, objective rules for security selection, exclusion, rebalancing and adjustments for corporate actions.

NTI uses a “passive” or indexing approach to try to achieve the Fund’s investment objective. Unlike many investment companies, the Fund does not try to “beat” its Underlying Index and does not seek temporary defensive positions when markets decline or appear overvalued.

NTI uses a representative sampling strategy to manage the Fund. “Representative sampling” is investing in a representative sample of securities that collectively has an investment profile similar to the Underlying Index. The Fund may or may not hold all of the securities that are included in the Underlying Index. The Fund reserves the right to invest in substantially all of the securities in its Underlying Index in approximately the same proportions (i.e., replication) if NTI determines that it is in the best interest of the Fund.

Under normal circumstances, the Fund will invest at least 80% of its total assets (exclusive of collateral held from securities lending) in the securities of the Underlying Index and in American Depositary Receipts (“ADRs”) and Global Depositary Receipts (“GDRs”) (collectively “Depositary Receipts”) based on the securities in the Underlying Index.

The Fund may also invest up to 20% of its assets in cash and cash equivalents, including shares of money market funds advised by NTI or its affiliates, futures contracts, options on futures contracts and foreign currency contracts, as well as securities not included in the Underlying Index, but which NTI believes will help the Fund track its Underlying Index.

The Underlying Index is created and sponsored by NTI, as the Index Provider. NTI also serves as the investment adviser to the Fund. The Index Provider determines the composition and relative weightings of the securities in the Underlying Index and publishes information regarding the market value of the Underlying Index. The Index is reconstituted quarterly.

The Underlying Index of the Fund will be rebalanced or reconstituted as described above under normal market conditions. During periods of market disruption or other abnormal market conditions, the rebalancing or reconstitution of the Fund’s Underlying Index may be delayed.

The Fund may lend securities representing up to one-third of the value of the Fund’s total assets (including the value of the collateral received).

**Industry Concentration Policy.** The Fund will concentrate its investments (i.e., hold 25% or more of its total assets) in a particular industry or group of industries to approximately the same extent that the Underlying Index is concentrated.

### Principal Risks

As with any investment, you could lose all or part of your investment in the Fund, and the Fund’s performance could trail that of other investments. The Fund is subject to certain risks, including the principal risks noted below, any of which may adversely affect the Fund’s net asset value (“NAV”), trading price, yield, total return and ability to meet its investment objective. Each risk noted below is considered a principal risk of investing in the Fund, regardless of the order in which it appears. The significance of each risk factor below may change over time and you should review each risk factor carefully.

**Equity Securities Risk** is the risk that the values of the equity securities owned by the Fund may be more volatile and underperform other asset classes and the general securities markets.

---

## FlexShares® International Quality Dividend Defensive Index Fund (cont.)

---

*Large Cap Risk* is the risk that returns on investments in stocks of large companies could trail the returns on investments in stocks of smaller and mid-sized companies. In addition, larger companies may grow more slowly or be slower to respond to business developments than smaller companies.

*Mid and Small Cap Stock Risk* is the risk that stocks of mid-sized and smaller companies may be more volatile than stocks of larger, more established companies, and may lack sufficient market liquidity. Mid-sized and small companies may have limited product lines or financial resources, may be dependent upon a particular niche of the market, or may be dependent upon a small or inexperienced management group. Securities of smaller companies may trade less frequently and in lower volume than the securities of larger companies, which could lead to higher transaction costs. Generally the smaller the company size, the greater the risk.

**Foreign Securities Risk** is the risk that investing in foreign (non-U.S.) securities may result in the Fund experiencing more rapid and extreme changes in value than a fund that invests exclusively in U.S. securities, due to less liquid markets, tariffs and trade disputes and adverse economic, political, diplomatic, environmental, financial, and regulatory factors. Foreign governments also may impose limits on investment and repatriation and impose taxes. Any of these events could cause the value of the Fund's investments to decline. To the extent that the Fund's assets are significantly invested in a single country or geographic region, the Fund will be subject to the risks associated with that particular country or region. To the extent that the underlying securities and/or other assets held by the Fund trade on foreign exchanges or in foreign markets that may be closed when the securities exchange on which the Fund's shares trade is open, there are likely to be deviations between the current price of such an underlying security and the last quoted price for the underlying security (i.e., the Fund's quote from the closed foreign market). The impact of a closed foreign market on the Fund is likely to be greater where a large portion of the Fund's underlying securities and/or other assets trade on that closed foreign market or when the foreign market is closed for unscheduled reasons. These deviations could result in premiums or discounts to the Fund's NAV that may be greater than those experienced by other ETFs.

*Emerging Markets Risk* is the risk that markets of emerging market countries are less developed and less liquid, subject to greater price volatility, subject to less uniform or robust

accounting, securities valuation and reporting requirements, and generally subject to increased economic, political, regulatory and other uncertainties than more developed markets.

*Currency Risk* is the risk that foreign currencies, securities that trade in or receive revenues in foreign currencies, or derivatives that provide exposure to foreign currencies will fluctuate in value relative to the U.S. dollar, adversely affecting the value of the Fund's investments and its returns. Because the Fund's NAV is determined on the basis of U.S. dollars, and the Fund does not attempt to hedge against changes in the value of non-U.S. currencies, you may lose money if the local currency of a foreign market depreciates against the U.S. dollar, even if the market value of the Fund's holdings appreciates. In addition, fluctuations in the exchange values of currencies could affect the economy or particular business operations of companies in a geographic region in which the Fund invests, causing an adverse impact on the Fund's investments in the affected region.

**Financial Sector Risk** is the risk that the Fund will be impacted by events affecting the financial sector if it invests a relatively large percentage of its assets in that sector, adversely affecting the Fund's performance. The financial sector can be significantly affected by changes in interest rates, government regulation, the rate of corporate and consumer debt defaulted, price competitions and the availability and cost of capital funds, among other factors. The impact of changes in capital requirements and recent or future regulation of any individual financial company, or of the financials sector as a whole, cannot be predicted. In recent years, cyberattacks and technology malfunctions and failures have become increasingly frequent in this sector and have caused significant losses to companies in this sector, which may negatively impact the Fund.

**Dividend Risk** is the risk that an issuer of stock held by the Fund may choose not to declare a dividend or the dividend rate might not remain at current levels. Dividend paying stocks might not experience the same level of earnings growth or capital appreciation as non-dividend paying stocks. The Fund's performance during a broad market advance could suffer because dividend paying stocks may not experience the same capital appreciation as non-dividend paying stocks.

---

## FlexShares® International Quality Dividend Defensive Index Fund (cont.)

---

**Volatility Risk** is the risk that the actual level of volatility experienced by the Fund may be greater or lower than the targeted overall volatility of the Underlying Index. Although the Underlying Index is designed to have a targeted overall volatility that is lower than that of the Parent Index, there is no guarantee that it will have the targeted overall volatility. The Fund will continue to seek to track the Underlying Index even if the Underlying Index does not have the targeted overall volatility. There is also the risk that the Fund may experience volatility greater or lower than that of the Underlying Index as a result of tracking error. A portfolio of securities with greater volatility is generally considered to have a higher risk profile than a portfolio with lower volatility.

**Quality Factor Risk** is the risk that the past performance of companies that have exhibited quality characteristics does not continue or the returns on securities issued by such companies may be less than returns from other styles of investing or the overall stock market. There may be periods when quality investing is out of favor and during which time the Fund's performance may suffer.

**Market Risk** is the risk that the value of the Fund's investments may increase or decrease in response to expected, real or perceived economic, political or financial events in the U.S. or global markets. The frequency and magnitude of such changes in value cannot be predicted. Certain securities and other investments held by the Fund may experience increased volatility, illiquidity, or other potentially adverse effects in response to changing market conditions, inflation, changes in interest rates, lack of liquidity in the bond or equity markets, or volatility in the equity markets. Market disruptions caused by local or regional events such as war, acts of terrorism, the spread of infectious illness (including epidemics and pandemics) or other public health issues, recessions or other events or adverse investor sentiment could have a significant impact on the Fund and its investments and could result in the Fund's shares trading at increased premiums or discounts to the Fund's NAV. An outbreak of COVID-19, a respiratory disease caused by a novel coronavirus, has negatively affected the worldwide economy, the financial health of individual companies and the market in significant and unforeseen ways. The future impact of COVID-19 is currently unknown. The effects to public health, business and market conditions resulting from the COVID-19 pandemic may have a significant

negative impact on the performance of the Fund's investments. During periods of market disruption or other abnormal market conditions, the Fund's exposure to the risks described elsewhere in this summary will likely increase. Market disruptions, regulatory restrictions or other abnormal market conditions could have an adverse effect on the Fund's ability to adjust its exposure to the required levels in order to track its Underlying Index or cause delays in the Underlying Index's rebalancing or reconstitution schedule. During any such delay, it is possible that the Underlying Index and, in turn, the Fund will deviate from the Underlying Index's stated methodology and therefore experience returns different than those that would have been achieved under a normal rebalancing or reconstitution schedule. Because the Fund is designed to maintain a high level of exposure to its Underlying Index at all times, it will not take any steps to invest defensively or otherwise reduce the risk of loss during market downturns.

Market risk includes the risk that a particular style of investing, such as growth or value, may underperform the market generally. The market value of the securities in which the Fund invests may go up or down in response to the prospects of individual companies, particular sectors or governments and/or general economic conditions throughout the world due to increasingly interconnected global economies and financial markets. As a result, whether or not the Fund invests in securities of issuers located in or with significant exposure to the countries directly affected, the value and liquidity of the Fund's investments may be negatively affected. Securities markets may experience great short-term volatility and may fall sharply at times. Different markets may behave differently from each other and a foreign market may move in the opposite direction from the U.S. market.

Price changes may be temporary or last for extended periods. You could lose money over short periods due to fluctuation in the market prices of the Fund's shares in response to market movements, and over longer periods during market downturns.

**Passive Investment Risk** is the risk that the Fund is not actively managed and NTI does not attempt to take defensive positions in any market conditions, including declining markets.

**Tracking Error Risk** is the risk that the Fund's performance may vary substantially from the performance of the Underlying Index. The Fund's performance may vary from



---

## FlexShares<sup>®</sup> International Quality Dividend Defensive Index Fund (cont.)

---

the performance of the Underlying Index for a number of reasons including that the Fund incurs operating expenses that the Underlying Index does not and that the Fund accepts custom baskets. In addition, the Fund employs a representative sampling strategy, and therefore, may incur tracking error to a greater extent than a fund that seeks to replicate an index. The representative sampling strategy used by NTI may fail to produce the intended results. Tracking error risk may be higher for funds that track a foreign index, or an index that includes foreign securities, because regulatory and reporting requirements may differ from those in the U.S., and there is a heightened risk associated with limited availability and reliability of data used to construct the index.

**Authorized Participant Concentration Risk** is the risk that the Fund may be adversely affected because it has a limited number of institutions that act as authorized participants (“Authorized Participants”). Only an Authorized Participant may engage in creation or redemption transactions directly with the Fund and none of those Authorized Participants is obligated to engage in creation and/or redemption transactions. To the extent that these institutions exit the business or are unable to proceed with creation and/or redemption orders with respect to the Fund and no other Authorized Participant is able to step forward to create or redeem Creation Units (as defined below), Fund shares may trade at a discount to NAV and possibly face trading halts and/or delisting. This risk may be heightened because of its investments in non-U.S. securities.

**Calculation Methodology Risk** is the risk that the Underlying Index’s calculation methodology or sources of information may not provide an accurate assessment of included issuers or correct valuation of securities, nor is the availability or timeliness of the production of the Index guaranteed. A security included in an Underlying Index may not exhibit the characteristic or provide the specific exposure for which it was selected and consequently a Fund’s holdings may not exhibit returns consistent with that characteristic or exposure. Unusual market conditions may cause the provider of the Underlying Index to postpone a scheduled rebalance, which could cause the Underlying Index to vary from its normal or expected composition.

**Market Trading Risk** is the risk that the Fund faces because its shares are listed on a securities exchange, including the potential lack of an active market for Fund shares, losses

from trading in secondary markets, periods of high volatility and disruption in the creation/redemption process of the Fund. ANY OF THESE FACTORS MAY LEAD TO THE FUND’S SHARES TRADING AT A PREMIUM OR DISCOUNT TO NAV.

Trading in Fund shares may be halted due to market conditions or for reasons that, in the view of its listing exchange, make trading in the shares inadvisable. The market prices of Fund shares will generally fluctuate in accordance with changes in its NAV, changes in the relative supply of, and demand for, Fund shares, and changes in the liquidity, or the perceived liquidity, of the Fund’s holdings.

**Concentration Risk** is the risk that, to the extent the Fund’s investments are concentrated in the securities of issuers in a particular market, industry, sector or asset class, the Fund may be subject to increased price volatility and may be more susceptible to adverse economic, market, political or regulatory occurrences affecting that market, industry, sector or asset class.

**Cyber Security and Operational Risk** is the risk that the Fund and its service providers may experience disruptions that arise from breaches in cyber security, human error, processing and communications errors, counterparty or third-party errors, technology or systems failures, any of which may have an adverse impact on the Fund. Failures or breaches of the electronic systems of the Fund, the Investment Adviser, distributor, and other service providers, market makers, index providers, Authorized Participants or the issuers of securities in which the Fund invests have the ability to cause disruptions and negatively impact the Fund’s business operations, potentially resulting in financial losses to the Fund and its shareholders. Among other situations, disruptions (for example, pandemics or health crises) that cause prolonged periods of remote work or significant employee absences at the Fund’s service providers could impact the ability to conduct the Fund’s operations. The Fund and Investment Adviser have limited ability to prevent or mitigate cybersecurity incidents affecting third-party service providers, and such third-party service providers may have limited indemnification obligations to the Fund or Investment Adviser. Issuers of securities in which the Fund invests are also subject to cybersecurity risks, and the value of these securities could decline if the issuers experience cyber-attacks or other cyber-failures.



# FlexShares® International Quality Dividend Defensive Index Fund (cont.)

**Derivatives Risk** is the risk that derivatives may pose risks in addition to and greater than those associated with investing directly in securities, currencies and other instruments, may be illiquid or less liquid, more volatile, more difficult to value and leveraged so that small changes in the value of the underlying instrument may produce disproportionate losses to the Fund. Derivatives are also subject to counterparty risk, which is the risk that the other party to the transaction will not perform its contractual obligations. The use of derivatives is a highly specialized activity that involves investment techniques and risks different from those associated with investments in more traditional securities and instruments.

**Securities Lending Risk** is the risk that the Fund may lose money because the borrower of the loaned securities fails to return the securities in a timely manner or at all. The Fund could also lose money in the event of a decline in the value of collateral provided for loaned securities or a decline in the value of any investments made with cash collateral.

**Valuation Risk** is the risk that the sale price the Fund could receive for a portfolio security may differ from the Fund's valuation of the security, particularly for securities that trade in low volume or volatile markets or that are valued using a fair value methodology. In addition, the value of the securities in the Fund's portfolio may change on days when shareholders will not be able to purchase or sell the Fund's shares. The Fund relies on various sources to calculate its NAV. The information may be provided by third parties that are believed to be reliable, but the information may not be accurate due to errors by such pricing sources, technological issues or otherwise.

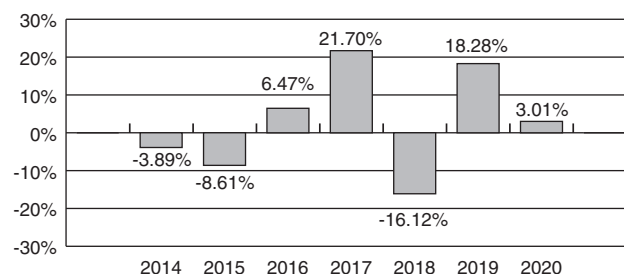
**It is possible to lose money on an investment in the Fund. An investment in the Fund is not a deposit of any bank and is not insured or guaranteed by the Federal Deposit Insurance Corporation, any other government agency, or The Northern Trust Company, its affiliates, subsidiaries or any other bank.**

## Fund Performance

The bar chart and table that follow show how the Fund has performed on a calendar year basis and provide an indication of the risks of investing in the Fund. Past performance (before and after taxes) does not necessarily indicate how

the Fund will perform in the future. Updated information on the Fund's performance results can be obtained by visiting [flexshares.com](http://flexshares.com).

### Calendar Year Total Returns



**For the period shown in the bar chart above:**

Best Quarter (12/31/2020): 17.18%

Worst Quarter (3/31/2020): -24.91%

### Average Annual Total Returns

(for the periods ended December 31, 2020)

	One Year	Five Year	Since Inception of Fund	Inception Date of Fund
Before Taxes	3.01%	5.78%	2.93%	4/12/2013
After Taxes on Distributions	2.25%	4.68%	1.97%	—
After Taxes on Distributions and Sale of Shares	2.34%	4.37%	2.21%	—
MSCI ACWI ex USA Index*	10.65%	8.92%	5.71%	—
Northern Trust International Quality Dividend Defensive Index <sup>SM</sup> *	3.48%	6.05%	3.44%	—

\* Reflects no deduction for fees, expenses or taxes.

After-tax returns are calculated using the historical highest individual federal marginal income tax rates and do not reflect the impact of state and local taxes. Actual after-tax returns depend on an investor's tax situation and may differ from those shown. After-tax returns shown are not relevant to investors who hold shares through tax-deferred arrangements, such as 401(k) plans or individual retire-

---

## FlexShares<sup>®</sup> International Quality Dividend Defensive Index Fund (cont.)

---

ment plans. After-tax returns may exceed the return before taxes due to an assumed tax benefit from realizing a capital loss on a sale of Fund shares.

### Management

**Investment Adviser and Portfolio Managers.** Northern Trust Investments, Inc., a subsidiary of Northern Trust Corporation, serves as the Investment Adviser of the Fund. Robert Anstine, Brendan Sullivan and Volter Bagriy, each a Vice President of Northern Trust Investments, Inc., have served as Portfolio Managers of the Fund since October 2013, June 2016 and March 2021, respectively.

### Purchase and Sale of Fund Shares

The Fund is an exchange-traded fund (commonly referred to as an “ETF”). Individual Fund shares may only be purchased and sold in the secondary market through a broker-dealer. The price of Fund shares is based on market price, and because ETF shares trade at market prices rather than NAV, shares may trade at a price greater than NAV (a premium) or less than NAV (a discount). An investor may incur costs attributable to the difference between the highest price a buyer is willing to pay to purchase shares of the Fund (bid) and the lowest price a seller is willing to accept for shares of the Fund (ask) when buying or selling shares in the secondary market (“the bid-ask spread”). Recent information, including information about the Fund’s NAV, market price, premiums and discounts, and bid-ask spreads, is included on the Fund’s website at [flexshares.com](http://flexshares.com).

### Tax Information

The Fund’s distributions are generally taxable to you as ordinary income, qualified dividends, capital gains, or a combination of the three, unless you are investing through a tax-exempt or tax-deferred arrangement, such as a 401(k) plan or an individual retirement account. Distributions may be taxable upon withdrawal from tax-deferred accounts.

### Payments to Brokers-Dealers and Other Financial Intermediaries

If you purchase the Fund through a broker-dealer or other financial intermediary (such as a bank), NTI and its related companies may pay the intermediary for activities related to the marketing and promotion of the Fund. These pay-

ments may create a conflict of interest by influencing the broker-dealer or other intermediary and your salesperson to recommend the Fund over another investment. Ask your salesperson or visit your financial intermediary’s website for more information.

# FlexShares<sup>®</sup> International Quality Dividend Dynamic Index Fund

## Investment Objective

The Fund seeks investment results that correspond generally to the price and yield performance, before fees and expenses, of the Northern Trust International Quality Dividend Dynamic Index<sup>SM</sup> (the “Underlying Index”).

## Fees and Expenses of the Fund

This table describes the fees and expenses that you may pay if you buy, hold and sell shares of the Fund. Under the Fund’s Investment Advisory Agreement, the Fund is responsible for the following expenses: interest expenses, brokerage commissions and other trading expenses, fees and expenses of the independent trustees and their independent legal counsel, taxes and other extraordinary costs such as litigation and other expenses not incurred in the ordinary course of business. You will also incur usual and customary brokerage commissions and fees to financial intermediaries when buying or selling shares of the Fund in the secondary market, which are not reflected in the example that follows:

Annual Fund Operating Expenses (expenses that you pay each year as a percentage of the value of your investment)	
Management Fees	0.47%
Distribution (12b-1) Fees	0.00%
Other Expenses	0.01%
Total Annual Fund Operating Expenses	0.48%
Expense Reimbursement <sup>(1)</sup>	-0.01%
Total Annual Fund Operating Expenses After Expense Reimbursement	0.47%

<sup>(1)</sup> Northern Trust Investments, Inc. (“NTI” or the “Investment Adviser”) has contractually agreed to reimburse a portion of the operating expenses of the Fund (other than Acquired Fund Fees and Expenses) to the extent the “Total Annual Fund Operating Expenses” exceed 0.47%. This contractual limitation may not be terminated before March 1, 2022 without the approval of the Fund’s Board of Trustees. The Fund’s Board of Trustees may terminate the contractual agreement at any time if it determines that it is in the best interest of the Fund and its shareholders.

## Example

The following Example is intended to help you compare the cost of investing in the Fund with the cost of investing in other funds. The Example assumes that you invest \$10,000 in the Fund for the time periods indicated and then redeem all of your shares at the end of those periods. The Example also assumes that your investment has a 5%

return each year and that the Fund’s operating expenses remain the same (taking into account the expense reimbursement arrangement for one year). Although your actual costs may be higher or lower, based on these assumptions your costs would be:

1 Year	\$ 48
3 Years	\$153
5 Years	\$268
10 Years	\$603

**Portfolio Turnover.** The Fund pays transaction costs, such as commissions, when it buys and sells securities (or “turns over” its portfolio). A higher portfolio turnover rate may indicate higher transaction costs and may result in higher taxes when Fund shares are held in a taxable account. These costs, which are not reflected in annual fund operating expenses or in the Example, affect the Fund’s performance. Portfolio turnover may vary from year to year, as well as within a year. During the most recent fiscal year, the Fund’s portfolio turnover rate was 85% of the average value of its portfolio.

## Principal Investment Strategies

The Underlying Index is designed to reflect the performance of a selection of companies that, in aggregate, possess greater financial strength and stability characteristics relative to the Northern Trust International Large Cap Index (the “Parent Index”), a float-adjusted market-capitalization weighted index of non-US domiciled large- and mid-capitalization companies. In addition, the Underlying Index is designed to select companies from the Parent Index that have enhanced risk return characteristics and that in the aggregate have the potential to generate income in excess of the income generated by securities in the Parent Index with a beta that is higher in relation to the Parent Index. Beta represents the market sensitivity, relative to a given market index and time period, and is one measure of volatility.

To derive the Underlying Index, Northern Trust Investments, Inc. (“NTI” or the “Investment Adviser”), acting in its capacity as the index provider (the “Index Provider”), ranks all dividend-paying constituents of the Parent Index using a Northern Trust proprietary quality factor. This factor is a quantitative ranking based on: (a) management expertise (e.g. corporate finance activities); (b) profitability

---

## FlexShares® International Quality Dividend Dynamic Index Fund (cont.)

---

(e.g. reliability and sustainability of financial performance); and (c) cash flow (e.g., cash flow generation). The Index Provider then excludes the lowest quintile of constituents ranked according to this factor and uses an optimization process to select and weight eligible securities in order to (a) maximize the overall quality score relative to the Parent Index, (b) attain an aggregate dividend yield in excess of the Parent Index and (c) target an aggregate beta 1.0 to 1.5 times that of the Parent Index. The optimization also includes sector, industry group, region, country and single-security weight constraints so that these characteristics vary within acceptable bands relative to the Parent Index. In addition to tracking the performance of the Underlying Index, the Investment Adviser seeks to minimize portfolio turnover and tax inefficiencies. As of December 31, 2020, there were 186 issues in the Underlying Index. As of December 31, 2020, the top five countries (by weighting) represented in the Underlying Index were Japan (18.3%), Great Britain (11.6%), China (9.9%), France (5.6%) and Germany (5.2%). The Underlying Index is governed by transparent, objective rules for security selection, exclusion, rebalancing and adjustments for corporate actions.

NTI uses a “passive” or indexing approach to try to achieve the Fund’s investment objective. Unlike many investment companies, the Fund does not try to “beat” its Underlying Index and does not seek temporary defensive positions when markets decline or appear overvalued.

NTI uses a representative sampling strategy to manage the Fund. “Representative sampling” is investing in a representative sample of securities that collectively has an investment profile similar to the Underlying Index. The Fund may or may not hold all of the securities that are included in the Underlying Index. The Fund reserves the right to invest in substantially all of the securities in its Underlying Index in approximately the same proportions (i.e., replication) if NTI determines that it is in the best interest of the Fund.

Under normal circumstances, the Fund will invest at least 80% of its total assets (exclusive of collateral held from securities lending) in the securities of the Underlying Index and in American Depositary Receipts (“ADRs”) and Global Depositary Receipts (“GDRs”) (collectively “Depositary Receipts”) based on the securities in the Underlying Index.

The Fund may also invest up to 20% of its assets in cash and cash equivalents, including shares of money market funds advised by NTI or its affiliates, futures contracts, options on futures contracts and foreign currency contracts, as well as securities not included in the Underlying Index, but which NTI believes will help the Fund track its Underlying Index.

The Underlying Index is created and sponsored by NTI, as the Index Provider. NTI also serves as the investment adviser to the Fund. The Index Provider determines the composition and relative weightings of the securities in the Underlying Index and publishes information regarding the market value of the Underlying Index. The Index is reconstituted quarterly.

The Underlying Index of the Fund will be rebalanced or reconstituted as described above under normal market conditions. During periods of market disruption or other abnormal market conditions, the rebalancing or reconstitution of the Fund’s Underlying Index may be delayed.

The Fund may lend securities representing up to one-third of the value of the Fund’s total assets (including the value of the collateral received).

**Industry Concentration Policy.** The Fund will concentrate its investments (i.e., hold 25% or more of its total assets) in a particular industry or group of industries to approximately the same extent that the Underlying Index is concentrated.

### Principal Risks

As with any investment, you could lose all or part of your investment in the Fund, and the Fund’s performance could trail that of other investments. The Fund is subject to certain risks, including the principal risks noted below, any of which may adversely affect the Fund’s net asset value (“NAV”), trading price, yield, total return and ability to meet its investment objective. Each risk noted below is considered a principal risk of investing in the Fund, regardless of the order in which it appears. The significance of each risk factor below may change over time and you should review each risk factor carefully.

**Equity Securities Risk** is the risk that the values of the equity securities owned by the Fund may be more volatile and underperform other asset classes and the general securities markets.

---

## FlexShares® International Quality Dividend Dynamic Index Fund (cont.)

---

*Large Cap Risk* is the risk that returns on investments in stocks of large companies could trail the returns on investments in stocks of smaller and mid-sized companies. In addition, larger companies may grow more slowly or be slower to respond to business developments than smaller companies.

*Mid and Small Cap Stock Risk* is the risk that stocks of mid-sized and smaller companies may be more volatile than stocks of larger, more established companies, and may lack sufficient market liquidity. Mid-sized and small companies may have limited product lines or financial resources, may be dependent upon a particular niche of the market, or may be dependent upon a small or inexperienced management group. Securities of smaller companies may trade less frequently and in lower volume than the securities of larger companies, which could lead to higher transaction costs. Generally the smaller the company size, the greater the risk.

**Foreign Securities Risk** is the risk that investing in foreign (non-U.S.) securities may result in the Fund experiencing more rapid and extreme changes in value than a fund that invests exclusively in U.S. securities, due to less liquid markets, tariffs and trade disputes and adverse economic, political, diplomatic, environmental, financial, and regulatory factors. Foreign governments also may impose limits on investment and repatriation and impose taxes. Any of these events could cause the value of the Fund's investments to decline. To the extent that the Fund's assets are significantly invested in a single country or geographic region, the Fund will be subject to the risks associated with that particular country or region. To the extent that the underlying securities and/or other assets held by the Fund trade on foreign exchanges or in foreign markets that may be closed when the securities exchange on which the Fund's shares trade is open, there are likely to be deviations between the current price of such an underlying security and the last quoted price for the underlying security (i.e., the Fund's quote from the closed foreign market). The impact of a closed foreign market on the Fund is likely to be greater where a large portion of the Fund's underlying securities and/or other assets trade on that closed foreign market or when the foreign market is closed for unscheduled reasons. These deviations could result in premiums or discounts to the Fund's NAV that may be greater than those experienced by other ETFs.

*Emerging Markets Risk* is the risk that markets of emerging market countries are less developed and less liquid, subject to greater price volatility, subject to less uniform or robust

accounting, securities valuation and reporting requirements, and generally subject to increased economic, political, regulatory and other uncertainties than more developed markets.

*Currency Risk* is the risk that foreign currencies, securities that trade in or receive revenues in foreign currencies, or derivatives that provide exposure to foreign currencies will fluctuate in value relative to the U.S. dollar, adversely affecting the value of the Fund's investments and its returns. Because the Fund's NAV is determined on the basis of U.S. dollars, and the Fund does not attempt to hedge against changes in the value of non-U.S. currencies, you may lose money if the local currency of a foreign market depreciates against the U.S. dollar, even if the market value of the Fund's holdings appreciates. In addition, fluctuations in the exchange values of currencies could affect the economy or particular business operations of companies in a geographic region in which the Fund invests, causing an adverse impact on the Fund's investments in the affected region.

**Financial Sector Risk** is the risk that the Fund will be impacted by events affecting the financial sector if it invests a relatively large percentage of its assets in that sector, adversely affecting the Fund's performance. The financial sector can be significantly affected by changes in interest rates, government regulation, the rate of corporate and consumer debt defaulted, price competitions and the availability and cost of capital funds, among other factors. The impact of changes in capital requirements and recent or future regulation of any individual financial company, or of the financials sector as a whole, cannot be predicted. In recent years, cyberattacks and technology malfunctions and failures have become increasingly frequent in this sector and have caused significant losses to companies in this sector, which may negatively impact the Fund.

**Dividend Risk** is the risk that an issuer of stock held by the Fund may choose not to declare a dividend or the dividend rate might not remain at current levels. Dividend paying stocks might not experience the same level of earnings growth or capital appreciation as non-dividend paying stocks. The Fund's performance during a broad market advance could suffer because dividend paying stocks may not experience the same capital appreciation as non-dividend paying stocks.



---

## FlexShares® International Quality Dividend Dynamic Index Fund (cont.)

---

**Volatility Risk** is the risk that the actual level of volatility experienced by the Fund may be greater or lower than the targeted overall volatility of the Underlying Index. Although the Underlying Index is designed to have a targeted overall volatility that is greater than that of the Parent Index, there is no guarantee that it will have the targeted overall volatility. The Fund will continue to seek to track the Underlying Index even if the Underlying Index does not have the targeted overall volatility. There is also the risk that the Fund may experience volatility greater or lower than that of the Underlying Index as a result of tracking error. A portfolio of securities with greater volatility is generally considered to have a higher risk profile than a portfolio with lower volatility.

**Quality Factor Risk** is the risk that the past performance of companies that have exhibited quality characteristics does not continue or the returns on securities issued by such companies may be less than returns from other styles of investing or the overall stock market. There may be periods when quality investing is out of favor and during which time the Fund's performance may suffer.

**Market Risk** is the risk that the value of the Fund's investments may increase or decrease in response to expected, real or perceived economic, political or financial events in the U.S. or global markets. The frequency and magnitude of such changes in value cannot be predicted. Certain securities and other investments held by the Fund may experience increased volatility, illiquidity, or other potentially adverse effects in response to changing market conditions, inflation, changes in interest rates, lack of liquidity in the bond or equity markets, or volatility in the equity markets. Market disruptions caused by local or regional events such as war, acts of terrorism, the spread of infectious illness (including epidemics and pandemics) or other public health issues, recessions or other events or adverse investor sentiment could have a significant impact on the Fund and its investments and could result in the Fund's shares trading at increased premiums or discounts to the Fund's NAV. An outbreak of COVID-19, a respiratory disease caused by a novel coronavirus, has negatively affected the worldwide economy, the financial health of individual companies and the market in significant and unforeseen ways. The future impact of COVID-19 is currently unknown. The effects to public health, business and market conditions resulting from the COVID-19 pandemic may have a significant

negative impact on the performance of the Fund's investments. During periods of market disruption or other abnormal market conditions, the Fund's exposure to the risks described elsewhere in this summary will likely increase. Market disruptions, regulatory restrictions or other abnormal market conditions could have an adverse effect on the Fund's ability to adjust its exposure to the required levels in order to track its Underlying Index or cause delays in the Underlying Index's rebalancing or reconstitution schedule. During any such delay, it is possible that the Underlying Index and, in turn, the Fund will deviate from the Underlying Index's stated methodology and therefore experience returns different than those that would have been achieved under a normal rebalancing or reconstitution schedule. Because the Fund is designed to maintain a high level of exposure to its Underlying Index at all times, it will not take any steps to invest defensively or otherwise reduce the risk of loss during market downturns.

Market risk includes the risk that a particular style of investing, such as growth or value, may underperform the market generally. The market value of the securities in which the Fund invests may go up or down in response to the prospects of individual companies, particular sectors or governments and/or general economic conditions throughout the world due to increasingly interconnected global economies and financial markets. As a result, whether or not the Fund invests in securities of issuers located in or with significant exposure to the countries directly affected, the value and liquidity of the Fund's investments may be negatively affected. Securities markets may experience great short-term volatility and may fall sharply at times. Different markets may behave differently from each other and a foreign market may move in the opposite direction from the U.S. market.

Price changes may be temporary or last for extended periods. You could lose money over short periods due to fluctuation in the market prices of the Fund's shares in response to market movements, and over longer periods during market downturns.

**Passive Investment Risk** is the risk that the Fund is not actively managed and NTI does not attempt to take defensive positions in any market conditions, including declining markets.

**Tracking Error Risk** is the risk that the Fund's performance may vary substantially from the performance of the Underlying Index. The Fund's performance may vary from

---

## FlexShares® International Quality Dividend Dynamic Index Fund (cont.)

---

the performance of the Underlying Index for a number of reasons including that the Fund incurs operating expenses that the Underlying Index does not and that the Fund accepts custom baskets. In addition, the Fund employs a representative sampling strategy, and therefore, may incur tracking error to a greater extent than a fund that seeks to replicate an index. The representative sampling strategy used by NTI may fail to produce the intended results. Tracking error risk may be higher for funds that track a foreign index, or an index that includes foreign securities, because regulatory and reporting requirements may differ from those in the U.S., and there is a heightened risk associated with limited availability and reliability of data used to construct the index.

**Authorized Participant Concentration Risk** is the risk that the Fund may be adversely affected because it has a limited number of institutions that act as authorized participants (“Authorized Participants”). Only an Authorized Participant may engage in creation or redemption transactions directly with the Fund and none of those Authorized Participants is obligated to engage in creation and/or redemption transactions. To the extent that these institutions exit the business or are unable to proceed with creation and/or redemption orders with respect to the Fund and no other Authorized Participant is able to step forward to create or redeem Creation Units (as defined below), Fund shares may trade at a discount to NAV and possibly face trading halts and/or delisting. This risk may be heightened because of its investments in non-U.S. securities.

**Calculation Methodology Risk** is the risk that the Underlying Index’s calculation methodology or sources of information may not provide an accurate assessment of included issuers or correct valuation of securities, nor is the availability or timeliness of the production of the Index guaranteed. A security included in an Underlying Index may not exhibit the characteristic or provide the specific exposure for which it was selected and consequently a Fund’s holdings may not exhibit returns consistent with that characteristic or exposure. Unusual market conditions may cause the provider of the Underlying Index to postpone a scheduled rebalance, which could cause the Underlying Index to vary from its normal or expected composition.

**Market Trading Risk** is the risk that the Fund faces because its shares are listed on a securities exchange, including the potential lack of an active market for Fund shares, losses

from trading in secondary markets, periods of high volatility and disruption in the creation/redemption process of the Fund. ANY OF THESE FACTORS MAY LEAD TO THE FUND’S SHARES TRADING AT A PREMIUM OR DISCOUNT TO NAV.

Trading in Fund shares may be halted due to market conditions or for reasons that, in the view of its listing exchange, make trading in the shares inadvisable. The market prices of Fund shares will generally fluctuate in accordance with changes in its NAV, changes in the relative supply of, and demand for, Fund shares, and changes in the liquidity, or the perceived liquidity, of the Fund’s holdings.

**Concentration Risk** is the risk that, to the extent the Fund’s investments are concentrated in the securities of issuers in a particular region, country, market, industry, sector or asset class, the Fund may be subject to increased price volatility and may be more susceptible to adverse economic, market, political or regulatory occurrences affecting that region, country, market, industry, sector or asset class.

**Cyber Security and Operational Risk** is the risk that the Fund and its service providers may experience disruptions that arise from breaches in cyber security, human error, processing and communications errors, counterparty or third-party errors, technology or systems failures, any of which may have an adverse impact on the Fund. Failures or breaches of the electronic systems of the Fund, the Investment Adviser, distributor, and other service providers, market makers, index providers, Authorized Participants or the issuers of securities in which the Fund invests have the ability to cause disruptions and negatively impact the Fund’s business operations, potentially resulting in financial losses to the Fund and its shareholders. Among other situations, disruptions (for example, pandemics or health crises) that cause prolonged periods of remote work or significant employee absences at the Fund’s service providers could impact the ability to conduct the Fund’s operations. The Fund and Investment Adviser have limited ability to prevent or mitigate cybersecurity incidents affecting third-party service providers, and such third-party service providers may have limited indemnification obligations to the Fund or Investment Adviser. Issuers of securities in which the Fund invests are also subject to cybersecurity risks, and the value of these securities could decline if the issuers experience cyber-attacks or other cyber-failures.

# FlexShares® International Quality Dividend Dynamic Index Fund (cont.)

**Derivatives Risk** is the risk that derivatives may pose risks in addition to and greater than those associated with investing directly in securities, currencies and other instruments, may be illiquid or less liquid, more volatile, more difficult to value and leveraged so that small changes in the value of the underlying instrument may produce disproportionate losses to the Fund. Derivatives are also subject to counterparty risk, which is the risk that the other party to the transaction will not perform its contractual obligations. The use of derivatives is a highly specialized activity that involves investment techniques and risks different from those associated with investments in more traditional securities and instruments.

**Securities Lending Risk** is the risk that the Fund may lose money because the borrower of the loaned securities fails to return the securities in a timely manner or at all. The Fund could also lose money in the event of a decline in the value of collateral provided for loaned securities or a decline in the value of any investments made with cash collateral.

**Valuation Risk** is the risk that the sale price the Fund could receive for a portfolio security may differ from the Fund's valuation of the security, particularly for securities that trade in low volume or volatile markets or that are valued using a fair value methodology. In addition, the value of the securities in the Fund's portfolio may change on days when shareholders will not be able to purchase or sell the Fund's shares. The Fund relies on various sources to calculate its NAV. The information may be provided by third parties that are believed to be reliable, but the information may not be accurate due to errors by such pricing sources, technological issues or otherwise.

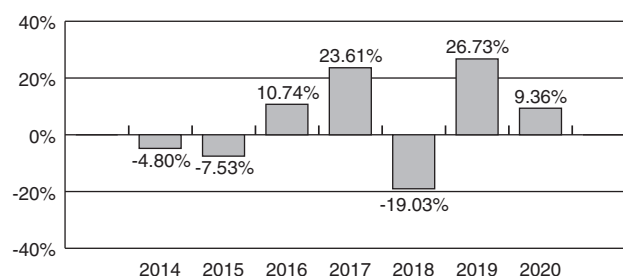
**It is possible to lose money on an investment in the Fund. An investment in the Fund is not a deposit of any bank and is not insured or guaranteed by the Federal Deposit Insurance Corporation, any other government agency, or The Northern Trust Company, its affiliates, subsidiaries or any other bank.**

## Fund Performance

The bar chart and table that follow show how the Fund has performed on a calendar year basis and provide an indication of the risks of investing in the Fund. Past performance (before and after taxes) does not necessarily indicate how

the Fund will perform in the future. Updated information on the Fund's performance results can be obtained by visiting [flexshares.com](http://flexshares.com).

### Calendar Year Total Returns



**For the period shown in the bar chart above:**

Best Quarter (12/31/2020): 22.83%

Worst Quarter (3/31/2020): -26.51%

### Average Annual Total Returns

(for the periods ended December 31, 2020)

	One Year	Five Year	Since Inception of Fund	Inception Date of Fund
Before Taxes	9.36%	8.96%	5.64%	4/12/2013
After Taxes on Distributions	8.60%	7.99%	4.75%	—
After Taxes on Distributions and Sale of Shares	5.99%	6.94%	4.36%	—
MSCI ACWI ex USA Index*	10.65%	8.92%	5.71%	—
Northern Trust International Quality Dividend Dynamic Index <sup>SM</sup> *	9.89%	9.31%	6.10%	—

\* Reflects no deduction for fees, expenses or taxes.

After-tax returns are calculated using the historical highest individual federal marginal income tax rates and do not reflect the impact of state and local taxes. Actual after-tax returns depend on an investor's tax situation and may differ from those shown. After-tax returns shown are not relevant to investors who hold shares through tax-deferred arrangements, such as 401(k) plans or individual retire-

---

## FlexShares<sup>®</sup> International Quality Dividend Dynamic Index Fund (cont.)

---

ment plans. After-tax returns may exceed the return before taxes due to an assumed tax benefit from realizing a capital loss on a sale of Fund shares.

### Management

**Investment Adviser and Portfolio Managers.** Northern Trust Investments, Inc., a subsidiary of Northern Trust Corporation, serves as the Investment Adviser of the Fund. Robert Anstine, Brendan Sullivan and Steven Santiccoli, each a Vice President of Northern Trust Investments, Inc., have served as Portfolio Managers of the Fund since October 2013, June 2016 and March 2021, respectively.

### Purchase and Sale of Fund Shares

The Fund is an exchange-traded fund (commonly referred to as an “ETF”). Individual Fund shares may only be purchased and sold in the secondary market through a broker-dealer. The price of Fund shares is based on market price, and because ETF shares trade at market prices rather than NAV, shares may trade at a price greater than NAV (a premium) or less than NAV (a discount). An investor may incur costs attributable to the difference between the highest price a buyer is willing to pay to purchase shares of the Fund (bid) and the lowest price a seller is willing to accept for shares of the Fund (ask) when buying or selling shares in the secondary market (“the bid-ask spread”). Recent information, including information about the Fund’s NAV, market price, premiums and discounts, and bid-ask spreads, is included on the Fund’s website at [flexshares.com](http://flexshares.com).

### Tax Information

The Fund’s distributions are generally taxable to you as ordinary income, qualified dividends, capital gains, or a combination of the three, unless you are investing through a tax-exempt or tax-deferred arrangement, such as a 401(k) plan or an individual retirement account. Distributions may be taxable upon withdrawal from tax-deferred accounts.

### Payments to Brokers-Dealers and Other Financial Intermediaries

If you purchase the Fund through a broker-dealer or other financial intermediary (such as a bank), NTI and its related companies may pay the intermediary for activities related to the marketing and promotion of the Fund. These pay-

ments may create a conflict of interest by influencing the broker-dealer or other intermediary and your salesperson to recommend the Fund over another investment. Ask your salesperson or visit your financial intermediary’s website for more information.

# FlexShares<sup>®</sup> iBoxx 3-Year Target Duration TIPS Index Fund

## Investment Objective

The Fund seeks to provide investment results that, before fees and expenses, correspond generally to the price and yield performance of the iBoxx 3-Year Target Duration TIPS Index (the “Underlying Index”).

## Fees and Expenses of the Fund

This table describes the fees and expenses that you may pay if you buy, hold and sell shares of the Fund. Under the Fund’s Investment Advisory Agreement, the Fund is responsible for the following expenses: interest expenses, brokerage commissions and other trading expenses, fees and expenses of the independent trustees and their independent legal counsel, taxes and other extraordinary costs such as litigation and other expenses not incurred in the ordinary course of business. You will also incur usual and customary brokerage commissions and fees to financial intermediaries when buying or selling shares of the Fund in the secondary market, which are not reflected in the example that follows:

Annual Fund Operating Expenses (expenses that you pay each year as a percentage of the value of your investment)	
Management Fees	0.18%
Distribution (12b-1) Fees	0.00%
Other Expenses	0.01%
Total Annual Fund Operating Expenses	0.19%
Expense Reimbursement <sup>(1)</sup>	-0.01%
Total Annual Fund Operating Expenses After Expense Reimbursement	0.18%

<sup>(1)</sup> Northern Trust Investments, Inc. (“NTI” or the “Investment Adviser”) has contractually agreed to reimburse a portion of the operating expenses of the Fund (other than Acquired Fund Fees and Expenses) to the extent the “Total Annual Fund Operating Expenses” exceed 0.18%. This contractual limitation may not be terminated before March 1, 2022 without the approval of the Fund’s Board of Trustees. The Fund’s Board of Trustees may terminate the contractual agreement at any time if it determines that it is in the best interest of the Fund and its shareholders.

## Example

The following Example is intended to help you compare the cost of investing in the Fund with the cost of investing in other funds. The Example assumes that you invest \$10,000 in the Fund for the time periods indicated and then redeem all of your shares at the end of those periods. The Example also assumes that your investment has a 5%

return each year and that the Fund’s operating expenses remain the same (taking into account the expense reimbursement arrangement for one year). Although your actual costs may be higher or lower, based on these assumptions your costs would be:

1 Year	\$ 18
3 Years	\$ 60
5 Years	\$106
10 Years	\$242

**Portfolio Turnover.** The Fund pays transaction costs, such as commissions, when it buys and sells securities (or “turns over” its portfolio). A higher portfolio turnover rate may indicate higher transaction costs and may result in higher taxes when Fund shares are held in a taxable account. These costs, which are not reflected in annual fund operating expenses or in the Example, affect the Fund’s performance. Portfolio turnover may vary from year to year, as well as within a year. During the most recent fiscal year, the Fund’s portfolio turnover rate was 71% of the average value of its portfolio.

## Principal Investment Strategies

The Underlying Index reflects the performance of a selection of inflation protected public obligations of the U.S. Treasury, commonly known as “TIPS,” with a targeted average modified adjusted duration, as defined by IHS Markit as the Index Provider (“Index Provider”), of approximately three years. The Underlying Index includes publicly issued TIPS that have maturity dates of at least one year but not more than ten years from an index rebalancing date. TIPS are securities issued by the U.S. Treasury that are designed to provide inflation protection to investors. TIPS’ principal and interest payments are linked to an official inflation measure (as measured by the Consumer Price Index for All Urban Consumers, or CPI-U) and the payments are supported by the full faith and credit of the United States. As of December 31, 2020, there were 19 TIPS in the Underlying Index. The components of the Underlying Index are weighted by the Index Provider to achieve the targeted average modified adjusted duration and its composition is rebalanced monthly. The Underlying Index is governed by published, objective rules for security selection, exclusion, rebalancing and adjustments, including the daily re-investment of cash flows. In addition to tracking the performance of the Underlying Index, NTI seeks to minimize portfolio turnover and tax inefficiencies.



---

## FlexShares® iBoxx 3-Year Target Duration TIPS Index Fund (cont.)

---

The Underlying Index of the Fund will be rebalanced or reconstituted as described above under normal market conditions. During periods of market disruption or other abnormal market conditions, the rebalancing or reconstitution of the Fund's Underlying Index may be delayed.

NTI uses a "passive" or indexing approach to try to achieve the Fund's investment objective. Unlike many investment companies, the Fund does not try to "beat" the index it tracks and does not seek temporary defensive positions when markets decline or appear overvalued. NTI generally intends to replicate the constituent securities of the Fund's Underlying Index. "Replication" is an indexing strategy in which a fund invests in substantially all of the securities in its underlying index in approximately the same proportions as in the underlying index. NTI may use a "representative sampling" strategy in certain circumstances, such as when it may not be possible or practicable to fully implement a replication strategy. Representative sampling is investing in a representative sample of securities that collectively has an investment profile similar to the Underlying Index. When the Fund uses representative sampling, it may or may not hold all of the securities that are included in the Underlying Index.

Under normal circumstances, the Fund will invest at least 80% of its total assets (exclusive of collateral held from securities lending) in the securities of the Underlying Index. The Fund may also invest up to 20% of its assets in cash and cash equivalents, including shares of money market funds advised by NTI or its affiliates, futures contracts and options on futures contracts, as well as securities not included in the Underlying Index, but which NTI believes will help the Fund track its Underlying Index.

The Underlying Index is sponsored by Markit Indices Limited (the "Index Provider"), an organization that is independent of the Fund and NTI. The Index Provider determines the composition and relative weightings of the securities in the Underlying Index and publishes information regarding the market value of the Underlying Index.

The Fund may lend securities representing up to one-third of the value of the Fund's total assets (including the value of the collateral received).

The Fund is "non-diversified" under the Investment Company Act of 1940, as amended, and may invest more of its assets in fewer issuers than "diversified" funds.

**Industry Concentration Policy.** The Fund will concentrate its investments (i.e., hold 25% or more of its total assets) in a particular industry or group of industries to approximately the same extent that the Underlying Index is concentrated. For purposes of this limitation, securities of the U.S. government (including its agencies and instrumentalities) are not considered to be issued by members of any industry.

### Principal Risks

As with any investment, you could lose all or part of your investment in the Fund, and the Fund's performance could trail that of other investments. The Fund is subject to certain risks, including the principal risks noted below, any of which may adversely affect the Fund's net asset value ("NAV"), trading price, yield, total return and ability to meet its investment objective. Each risk noted below is considered a principal risk of investing in the Fund, regardless of the order in which it appears. The significance of each risk factor below may change over time and you should review each risk factor carefully.

**Inflation Protected Security Risk** is the risk that the value of inflation protected securities, such as TIPS, generally will fluctuate in response to changes in real interest rates, generally decreasing when real interest rates rise and increasing when real interest rates fall. In addition, interest payments on inflation-protected securities will generally vary up or down along with the rate of inflation. Real interest rates are generally measured as a nominal interest less an inflation rate. As such, investors should be aware that an investment in TIPS over a particular timeframe may decrease in value even in an inflationary environment. There can be no assurance that the inflation index used will accurately measure the real rate of inflation in the prices of goods and services. Because of their inflation adjustment feature, inflation-protected bonds typically have lower yields than conventional fixed-rate bonds. In addition, the market for inflation-indexed securities may be less developed or liquid, and more volatile, than certain other securities markets.

**Income Risk** is the risk that the Fund's income may decline due to a decline in inflation (or deflation) or due to changes in inflation expectations.

**Interest Rate/Maturity Risk** is the risk that the value of the Fund's fixed-income assets will decline because of rising interest rates. The magnitude of this decline will often be

---

## FlexShares<sup>®</sup> iBoxx 3-Year Target Duration TIPS Index Fund (cont.)

---

greater for longer-term fixed-income securities than shorter-term fixed-income securities. Duration is a measure used to determine the sensitivity of a security's price to changes in interest rates. The longer a security's duration, the more sensitive it will be to changes in interest rates. Recent and any future declines in interest rate levels could cause the Fund's earnings to fall below the Fund's expense ratio, resulting in a negative yield and a decline in the Fund's share price. An increase in interest rates may cause investors to move out of fixed income securities on a large scale, which could adversely affect the price of fixed income securities, lead to heightened volatility in the fixed-income markets and may adversely affect the liquidity of certain fixed-income investments.

**Market Risk** is the risk that the value of the Fund's investments may increase or decrease in response to expected, real or perceived economic, political or financial events in the U.S. or global markets. The frequency and magnitude of such changes in value cannot be predicted. Certain securities and other investments held by the Fund may experience increased volatility, illiquidity, or other potentially adverse effects in response to changing market conditions, inflation, changes in interest rates, lack of liquidity in the bond or equity markets, or volatility in the equity markets. Market disruptions caused by local or regional events such as war, acts of terrorism, the spread of infectious illness (including epidemics and pandemics) or other public health issues, recessions or other events or adverse investor sentiment could have a significant impact on the Fund and its investments and could result in the Fund's shares trading at increased premiums or discounts to the Fund's NAV. An outbreak of COVID-19, a respiratory disease caused by a novel coronavirus, has negatively affected the worldwide economy, the financial health of individual companies and the market in significant and unforeseen ways. The future impact of COVID-19 is currently unknown. The effects to public health, business and market conditions resulting from the COVID-19 pandemic may have a significant negative impact on the performance of the Fund's investments. During periods of market disruption or other abnormal market conditions, the Fund's exposure to the risks described elsewhere in this summary will likely increase. Market disruptions, regulatory restrictions or other abnormal market conditions could have an adverse effect on the Fund's ability to adjust its exposure to the

required levels in order to track its Underlying Index or cause delays in the Underlying Index's rebalancing or reconstitution schedule. During any such delay, it is possible that the Underlying Index and, in turn, the Fund will deviate from the Underlying Index's stated methodology and therefore experience returns different than those that would have been achieved under a normal rebalancing or reconstitution schedule. Because the Fund is designed to maintain a high level of exposure to its Underlying Index at all times, it will not take any steps to invest defensively or otherwise reduce the risk of loss during market downturns.

Market risk includes the risk that a particular style of investing, such as growth or value, may underperform the market generally. The market value of the securities in which the Fund invests may go up or down in response to the prospects of individual companies, particular sectors or governments and/or general economic conditions throughout the world due to increasingly interconnected global economies and financial markets. As a result, whether or not the Fund invests in securities of issuers located in or with significant exposure to the countries directly affected, the value and liquidity of the Fund's investments may be negatively affected. Securities markets may experience great short-term volatility and may fall sharply at times. Different markets may behave differently from each other and a foreign market may move in the opposite direction from the U.S. market.

Price changes may be temporary or last for extended periods. You could lose money over short periods due to fluctuation in the market prices of the Fund's shares in response to market movements, and over longer periods during market downturns.

**Passive Investment Risk** is the risk that the Fund is not actively managed and NTI does not attempt to take defensive positions in any market conditions, including declining markets.

**Tracking Error Risk** is the risk that the Fund's performance may vary substantially from the performance of the Underlying Index. The Fund's performance may vary from the performance of the Underlying Index for a number of reasons including that the Fund incurs operating expenses that the Underlying Index does not and that the Fund accepts custom baskets. In addition, to the extent the Fund employs a representative sampling strategy, it may incur

---

## FlexShares® iBoxx 3-Year Target Duration TIPS Index Fund (cont.)

---

tracking error to a greater extent than if it seeks to replicate its index. The representative sampling strategy used by NTI may fail to produce the intended results.

**Authorized Participant Concentration Risk** is the risk that the Fund may be adversely affected because it has a limited number of institutions that act as authorized participants (“Authorized Participants”). Only an Authorized Participant may engage in creation or redemption transactions directly with the Fund and none of those Authorized Participants is obligated to engage in creation and/or redemption transactions. To the extent that these institutions exit the business or are unable to proceed with creation and/or redemption orders with respect to the Fund and no other Authorized Participant is able to step forward to create or redeem Creation Units (as defined below), Fund shares may trade at a discount to NAV and possibly face trading halts and/or delisting.

**Calculation Methodology Risk** is the risk that the Underlying Index’s calculation methodology or sources of information may not provide an accurate assessment of included issuers or correct valuation of securities, nor is the availability or timeliness of the production of the Index guaranteed. A security included in an Underlying Index may not exhibit the characteristic or provide the specific exposure for which it was selected and consequently a Fund’s holdings may not exhibit returns consistent with that characteristic or exposure. Unusual market conditions may cause the provider of the Underlying Index to postpone a scheduled rebalance, which could cause the Underlying Index to vary from its normal or expected composition.

**Market Trading Risk** is the risk that the Fund faces because its shares are listed on a securities exchange, including the potential lack of an active market for Fund shares, losses from trading in secondary markets, periods of high volatility and disruption in the creation/redemption process of the Fund. ANY OF THESE FACTORS MAY LEAD TO THE FUND’S SHARES TRADING AT A PREMIUM OR DISCOUNT TO NAV.

Trading in Fund shares may be halted due to market conditions or for reasons that, in the view of its listing exchange, make trading in the shares inadvisable. The market prices of Fund shares will generally fluctuate in accordance with changes in its NAV, changes in the relative supply of, and demand for, Fund shares, and changes in the liquidity, or the perceived liquidity, of the Fund’s holdings.

**Cyber Security and Operational Risk** is the risk that the Fund and its service providers may experience disruptions that arise from breaches in cyber security, human error, processing and communications errors, counterparty or third-party errors, technology or systems failures, any of which may have an adverse impact on the Fund. Failures or breaches of the electronic systems of the Fund, the Investment Adviser, distributor, and other service providers, market makers, index providers, Authorized Participants or the issuers of securities in which the Fund invests have the ability to cause disruptions and negatively impact the Fund’s business operations, potentially resulting in financial losses to the Fund and its shareholders. Among other situations, disruptions (for example, pandemics or health crises) that cause prolonged periods of remote work or significant employee absences at the Fund’s service providers could impact the ability to conduct the Fund’s operations. The Fund and Investment Adviser have limited ability to prevent or mitigate cybersecurity incidents affecting third-party service providers, and such third-party service providers may have limited indemnification obligations to the Fund or Investment Adviser. Issuers of securities in which the Fund invests are also subject to cybersecurity risks, and the value of these securities could decline if the issuers experience cyber-attacks or other cyber-failures.

**Derivatives Risk** is the risk that derivatives may pose risks in addition to and greater than those associated with investing directly in securities, currencies and other instruments, may be illiquid or less liquid, more volatile, more difficult to value and leveraged so that small changes in the value of the underlying instrument may produce disproportionate losses to the Fund. Derivatives are also subject to counterparty risk, which is the risk that the other party to the transaction will not perform its contractual obligations. The use of derivatives is a highly specialized activity that involves investment techniques and risks different from those associated with investments in more traditional securities and instruments.

**High Portfolio Turnover Risk** is the risk that active and frequent trading of the Fund’s portfolio securities may result in increased transaction costs to the Fund, including brokerage commissions, dealer mark-ups and other transaction costs, which could reduce the Fund’s return.

**Non-Diversification Risk** is the risk that Fund performance may depend on the performance of a small number

# FlexShares® iBoxx 3-Year Target Duration TIPS Index Fund (cont.)

of issuers because the Fund may invest a large percentage of its assets in securities issued by or representing a small number of issuers.

**Securities Lending Risk** is the risk that the Fund may lose money because the borrower of the loaned securities fails to return the securities in a timely manner or at all. The Fund could also lose money in the event of a decline in the value of collateral provided for loaned securities or a decline in the value of any investments made with cash collateral.

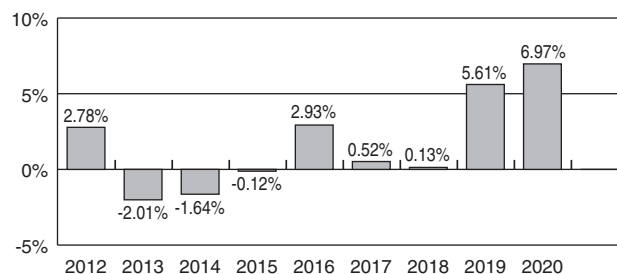
**Valuation Risk** is the risk that the sale price the Fund could receive for a portfolio security may differ from the Fund's valuation of the security, particularly for securities that trade in low volume or volatile markets or that are valued using a fair value methodology. In addition, the value of the securities in the Fund's portfolio may change on days when shareholders will not be able to purchase or sell the Fund's shares. The Fund relies on various sources to calculate its NAV. The information may be provided by third parties that are believed to be reliable, but the information may not be accurate due to errors by such pricing sources, technological issues or otherwise.

**It is possible to lose money on an investment in the Fund. An investment in the Fund is not a deposit of any bank and is not insured or guaranteed by the Federal Deposit Insurance Corporation, any other government agency, or The Northern Trust Company, its affiliates, subsidiaries or any other bank.**

## Fund Performance

The bar chart and table that follow show how the Fund has performed on a calendar year basis and provide an indication of the risks of investing in the Fund. Past performance (before and after taxes) does not necessarily indicate how the Fund will perform in the future. Updated information on the Fund's performance results can be obtained by visiting [flexshares.com](http://flexshares.com).

## Calendar Year Total Returns



**For the periods shown in the bar chart above:**

Best Quarter (6/30/2020): 3.31%

Worst Quarter (6/30/2013): -2.56%

## Average Annual Total Returns

(for the periods ended December 31, 2020)

	One Year	Five Year	Since Inception of Fund	Inception Date of Fund
Before Taxes	6.97%	3.20%	1.62%	9/19/2011
After Taxes on Distributions	6.46%	2.48%	1.17%	—
After Taxes on Distributions and Sale of Shares	4.12%	2.14%	1.05%	—
iBoxx 3-Year Target Duration TIPS Index *	7.27%	3.35%	1.78%	—

\* Reflects no deduction for fees, expenses or taxes.

After-tax returns are calculated using the historical highest individual federal marginal income tax rates and do not reflect the impact of state and local taxes. Actual after-tax returns depend on an investor's tax situation and may differ from those shown. After-tax returns shown are not relevant to investors who hold shares through tax-deferred arrangements, such as 401(k) plans or individual retirement plans. After-tax returns may exceed the return before taxes due to an assumed tax benefit from realizing a capital loss on a sale of Fund shares.

## Management

**Investment Adviser and Portfolio Managers.** Northern Trust Investments, Inc., a subsidiary of Northern Trust Corporation, serves as the Investment Adviser of the Fund. Daniel J. Personette, Michael R. Chico and Brandon P.

---

## FlexShares® iBoxx 3-Year Target Duration TIPS Index Fund (cont.)

---

Ferguson, each a Vice President of Northern Trust Investments, Inc., have served as Portfolio Managers of the Fund since its inception.

### Purchase and Sale of Fund Shares

The Fund is an exchange-traded fund (commonly referred to as an “ETF”). Individual Fund shares may only be purchased and sold in the secondary market through a broker-dealer. The price of Fund shares is based on market price, and because ETF shares trade at market prices rather than NAV, shares may trade at a price greater than NAV (a premium) or less than NAV (a discount). An investor may incur costs attributable to the difference between the highest price a buyer is willing to pay to purchase shares of the Fund (bid) and the lowest price a seller is willing to accept for shares of the Fund (ask) when buying or selling shares in the secondary market (“the bid-ask spread”). Recent information, including information about the Fund’s NAV, market price, premiums and discounts, and bid-ask spreads, is included on the Fund’s website at [flexshares.com](http://flexshares.com).

### Tax Information

The Fund’s distributions are generally taxable to you as ordinary income, capital gains, or a combination of the two, unless you are investing through a tax-exempt or tax-deferred arrangement, such as a 401(k) plan or an individual retirement account. Distributions may be taxable upon withdrawal from tax-deferred accounts.

### Payments to Brokers-Dealers and Other Financial Intermediaries

If you purchase the Fund through a broker-dealer or other financial intermediary (such as a bank), NTI and its related companies may pay the intermediary for activities related to the marketing and promotion of the Fund. These payments may create a conflict of interest by influencing the broker-dealer or other intermediary and your salesperson to recommend the Fund over another investment. Ask your salesperson or visit your financial intermediary’s website for more information.



# FlexShares<sup>®</sup> iBoxx 5-Year Target Duration TIPS Index Fund

## Investment Objective

The Fund seeks to provide investment results that, before fees and expenses, correspond generally to the price and yield performance of the iBoxx 5-Year Target Duration TIPS Index (the “Underlying Index”).

## Fees and Expenses of the Fund

This table describes the fees and expenses that you may pay if you buy, hold and sell shares of the Fund. Under the Fund’s Investment Advisory Agreement, the Fund is responsible for the following expenses: interest expenses, brokerage commissions and other trading expenses, fees and expenses of the independent trustees and their independent legal counsel, taxes and other extraordinary costs such as litigation and other expenses not incurred in the ordinary course of business. You will also incur usual and customary brokerage commissions and fees to financial intermediaries when buying or selling shares of the Fund in the secondary market, which are not reflected in the example that follows:

Annual Fund Operating Expenses (expenses that you pay each year as a percentage of the value of your investment)	
Management Fees	0.18%
Distribution (12b-1) Fees	0.00%
Other Expenses	0.01%
Total Annual Fund Operating Expenses	0.19%
Expense Reimbursement <sup>(1)</sup>	-0.01%
Total Annual Fund Operating Expenses After Expense Reimbursement	0.18%

<sup>(1)</sup> Northern Trust Investments, Inc. (“NTI” or the “Investment Adviser”) has contractually agreed to reimburse a portion of the operating expenses of the Fund (other than Acquired Fund Fees and Expenses) to the extent the “Total Annual Fund Operating Expenses” exceed 0.18%. This contractual limitation may not be terminated before March 1, 2022 without the approval of the Fund’s Board of Trustees. The Fund’s Board of Trustees may terminate the contractual agreement at any time if it determines that it is in the best interest of the Fund and its shareholders.

## Example

The following Example is intended to help you compare the cost of investing in the Fund with the cost of investing in other funds. The Example assumes that you invest \$10,000 in the Fund for the time periods indicated and then redeem all of your shares at the end of those periods. The Example also assumes that your investment has a 5%

return each year and that the Fund’s operating expenses remain the same (taking into account the expense reimbursement arrangement for one year). Although your actual costs may be higher or lower, based on these assumptions your costs would be:

1 Year	\$ 18
3 Years	\$ 60
5 Years	\$106
10 Years	\$242

**Portfolio Turnover.** The Fund pays transaction costs, such as commissions, when it buys and sells securities (or “turns over” its portfolio). A higher portfolio turnover rate may indicate higher transaction costs and may result in higher taxes when Fund shares are held in a taxable account. These costs, which are not reflected in annual fund operating expenses or in the Example, affect the Fund’s performance. Portfolio turnover may vary from year to year, as well as within a year. During the most recent fiscal year, the Fund’s portfolio turnover rate was 66% of the average value of its portfolio.

## Principal Investment Strategies

The Underlying Index reflects the performance of a selection of inflation protected public obligations of the U.S. Treasury, commonly known as “TIPS,” with a targeted average modified adjusted duration, as defined by IHS Markit as the Index Provider (“Index Provider”), of approximately five years. The Underlying Index includes publicly issued TIPS that have maturity dates of at least three years but not more than twenty years from an index rebalancing date. TIPS are securities issued by the U.S. Treasury that are designed to provide inflation protection to investors. TIPS’ principal and interest payments are linked to an official inflation measure (as measured by the Consumer Price Index for All Urban Consumers, or CPI-U) and the payments are supported by the full faith and credit of the United States. As of December 31, 2020 there were 27 TIPS in the Underlying Index. The components of the Underlying Index are weighted by the Index Provider to achieve the targeted average modified adjusted duration and its composition is rebalanced monthly. The Underlying Index is governed by published, objective rules for security selection, exclusion, rebalancing and adjustments, including the daily re-investment of cash flows. In

---

# FlexShares® iBoxx 5-Year Target Duration TIPS Index Fund (cont.)

---

addition to tracking the performance of the Underlying Index, NTI seeks to minimize portfolio turnover and tax inefficiencies.

The Underlying Index of the Fund will be rebalanced or reconstituted as described above under normal market conditions. During periods of market disruption or other abnormal market conditions, the rebalancing or reconstitution of the Fund's Underlying Index may be delayed.

NTI uses a "passive" or indexing approach to try to achieve the Fund's investment objective. Unlike many investment companies, the Fund does not try to "beat" the index it tracks and does not seek temporary defensive positions when markets decline or appear overvalued. NTI generally intends to replicate the constituent securities of the Fund's Underlying Index. "Replication" is an indexing strategy in which a fund invests in substantially all of the securities in its underlying index in approximately the same proportions as in the underlying index. NTI may use a "representative sampling" strategy in certain circumstances, such as when it may not be possible or practicable to fully implement a replication strategy. Representative sampling is investing in a representative sample of securities that collectively has an investment profile similar to the Underlying Index. When the Fund uses representative sampling, it may or may not hold all of the securities that are included in the Underlying Index.

Under normal circumstances, the Fund will invest at least 80% of its total assets (exclusive of collateral held from securities lending) in the securities of the Underlying Index. The Fund may also invest up to 20% of its assets in cash and cash equivalents, including shares of money market funds advised by NTI or its affiliates, futures contracts and options on futures contracts, as well as securities not included in the Underlying Index, but which NTI believes will help the Fund track its Underlying Index.

The Underlying Index is sponsored by Markit Indices Limited (the "Index Provider"), an organization that is independent of the Fund and NTI. The Index Provider determines the composition and relative weightings of the securities in the Underlying Index and publishes information regarding the market value of the Underlying Index.

The Fund may lend securities representing up to one-third of the value of the Fund's total assets (including the value of the collateral received).

The Fund is "non-diversified" under the Investment Company Act of 1940, as amended, and may invest more of its assets in fewer issuers than "diversified" funds.

**Industry Concentration Policy.** The Fund will concentrate its investments (i.e., hold 25% or more of its total assets) in a particular industry or group of industries to approximately the same extent that the Underlying Index is concentrated. For purposes of this limitation, securities of the U.S. government (including its agencies and instrumentalities) are not considered to be issued by members of any industry.

## Principal Risks

As with any investment, you could lose all or part of your investment in the Fund, and the Fund's performance could trail that of other investments. The Fund is subject to certain risks, including the principal risks noted below, any of which may adversely affect the Fund's net asset value ("NAV"), trading price, yield, total return and ability to meet its investment objective. Each risk noted below is considered a principal risk of investing in the Fund, regardless of the order in which it appears. The significance of each risk factor below may change over time and you should review each risk factor carefully.

**Inflation Protected Security Risk** is the risk that the value of inflation protected securities, such as TIPS, generally will fluctuate in response to changes in real interest rates, generally decreasing when real interest rates rise and increasing when real interest rates fall. In addition, interest payments on inflation-protected securities will generally vary up or down along with the rate of inflation. Real interest rates are generally measured as a nominal interest less an inflation rate. As such, investors should be aware that an investment in TIPS over a particular timeframe may decrease in value even in an inflationary environment. There can be no assurance that the inflation index used will accurately measure the real rate of inflation in the prices of goods and services. Because of their inflation adjustment feature, inflation-protected bonds typically have lower yields than conventional fixed-rate bonds. In addition, the market for inflation-indexed securities may be less developed or liquid, and more volatile, than certain other securities markets.

**Income Risk** is the risk that the Fund's income may decline due to a decline in inflation (or deflation) or due to changes in inflation expectations.

---

## FlexShares® iBoxx 5-Year Target Duration TIPS Index Fund (cont.)

---

**Interest Rate/Maturity Risk** is the risk that the value of the Fund's fixed-income assets will decline because of rising interest rates. The magnitude of this decline will often be greater for longer-term fixed-income securities than shorter-term fixed-income securities. Duration is a measure used to determine the sensitivity of a security's price to changes in interest rates. The longer a security's duration, the more sensitive it will be to changes in interest rates. Recent and any future declines in interest rate levels could cause the Fund's earnings to fall below the Fund's expense ratio, resulting in a negative yield and a decline in the Fund's share price. An increase in interest rates may cause investors to move out of fixed income securities on a large scale, which could adversely affect the price of fixed income securities, lead to heightened volatility in the fixed-income markets and may adversely affect the liquidity of certain fixed-income investments.

**Market Risk** is the risk that the value of the Fund's investments may increase or decrease in response to expected, real or perceived economic, political or financial events in the U.S. or global markets. The frequency and magnitude of such changes in value cannot be predicted. Certain securities and other investments held by the Fund may experience increased volatility, illiquidity, or other potentially adverse effects in response to changing market conditions, inflation, changes in interest rates, lack of liquidity in the bond or equity markets, or volatility in the equity markets. Market disruptions caused by local or regional events such as war, acts of terrorism, the spread of infectious illness (including epidemics and pandemics) or other public health issues, recessions or other events or adverse investor sentiment could have a significant impact on the Fund and its investments and could result in the Fund's shares trading at increased premiums or discounts to the Fund's NAV. An outbreak of COVID-19, a respiratory disease caused by a novel coronavirus, has negatively affected the worldwide economy, the financial health of individual companies and the market in significant and unforeseen ways. The future impact of COVID-19 is currently unknown. The effects to public health, business and market conditions resulting from the COVID-19 pandemic may have a significant negative impact on the performance of the Fund's investments. During periods of market disruption or other abnormal market conditions, the Fund's exposure to the risks described elsewhere in this summary will likely

increase. Market disruptions, regulatory restrictions or other abnormal market conditions could have an adverse effect on the Fund's ability to adjust its exposure to the required levels in order to track its Underlying Index or cause delays in the Underlying Index's rebalancing or reconstitution schedule. During any such delay, it is possible that the Underlying Index and, in turn, the Fund will deviate from the Underlying Index's stated methodology and therefore experience returns different than those that would have been achieved under a normal rebalancing or reconstitution schedule. Because the Fund is designed to maintain a high level of exposure to its Underlying Index at all times, it will not take any steps to invest defensively or otherwise reduce the risk of loss during market downturns.

Market risk includes the risk that a particular style of investing, such as growth or value, may underperform the market generally. The market value of the securities in which the Fund invests may go up or down in response to the prospects of individual companies, particular sectors or governments and/or general economic conditions throughout the world due to increasingly interconnected global economies and financial markets. As a result, whether or not the Fund invests in securities of issuers located in or with significant exposure to the countries directly affected, the value and liquidity of the Fund's investments may be negatively affected. Securities markets may experience great short-term volatility and may fall sharply at times. Different markets may behave differently from each other and a foreign market may move in the opposite direction from the U.S. market.

Price changes may be temporary or last for extended periods. You could lose money over short periods due to fluctuation in the market prices of the Fund's shares in response to market movements, and over longer periods during market downturns.

**Passive Investment Risk** is the risk that the Fund is not actively managed and NTI does not attempt to take defensive positions in any market conditions, including declining markets.

**Tracking Error Risk** is the risk that the Fund's performance may vary substantially from the performance of the Underlying Index. The Fund's performance may vary from the performance of the Underlying Index for a number of reasons including that the Fund incurs operating expenses

---

## FlexShares® iBoxx 5-Year Target Duration TIPS Index Fund (cont.)

---

that the Underlying Index does not and that the Fund accepts custom baskets. In addition, to the extent the Fund employs a representative sampling strategy, it may incur tracking error to a greater extent than if it seeks to replicate its index. The representative sampling strategy used by NTI may fail to produce the intended results.

**Authorized Participant Concentration Risk** is the risk that the Fund may be adversely affected because it has a limited number of institutions that act as authorized participants (“Authorized Participants”). Only an Authorized Participant may engage in creation or redemption transactions directly with the Fund and none of those Authorized Participants is obligated to engage in creation and/or redemption transactions. To the extent that these institutions exit the business or are unable to proceed with creation and/or redemption orders with respect to the Fund and no other Authorized Participant is able to step forward to create or redeem Creation Units (as defined below), Fund shares may trade at a discount to NAV and possibly face trading halts and/or delisting.

**Calculation Methodology Risk** is the risk that the Underlying Index’s calculation methodology or sources of information may not provide an accurate assessment of included issuers or correct valuation of securities, nor is the availability or timeliness of the production of the Index guaranteed. A security included in an Underlying Index may not exhibit the characteristic or provide the specific exposure for which it was selected and consequently a Fund’s holdings may not exhibit returns consistent with that characteristic or exposure. Unusual market conditions may cause the provider of the Underlying Index to postpone a scheduled rebalance, which could cause the Underlying Index to vary from its normal or expected composition.

**Market Trading Risk** is the risk that the Fund faces because its shares are listed on a securities exchange, including the potential lack of an active market for Fund shares, losses from trading in secondary markets, periods of high volatility and disruption in the creation/redemption process of the Fund. ANY OF THESE FACTORS MAY LEAD TO THE FUND’S SHARES TRADING AT A PREMIUM OR DISCOUNT TO NAV.

Trading in Fund shares may be halted due to market conditions or for reasons that, in the view of its listing exchange, make trading in the shares inadvisable. The market prices

of Fund shares will generally fluctuate in accordance with changes in its NAV, changes in the relative supply of, and demand for, Fund shares, and changes in the liquidity, or the perceived liquidity, of the Fund’s holdings.

**Cyber Security and Operational Risk** is the risk that the Fund and its service providers may experience disruptions that arise from breaches in cyber security, human error, processing and communications errors, counterparty or third-party errors, technology or systems failures, any of which may have an adverse impact on the Fund. Failures or breaches of the electronic systems of the Fund, the Investment Adviser, distributor, and other service providers, market makers, index providers, Authorized Participants or the issuers of securities in which the Fund invests have the ability to cause disruptions and negatively impact the Fund’s business operations, potentially resulting in financial losses to the Fund and its shareholders. Among other situations, disruptions (for example, pandemics or health crises) that cause prolonged periods of remote work or significant employee absences at the Fund’s service providers could impact the ability to conduct the Fund’s operations. The Fund and Investment Adviser have limited ability to prevent or mitigate cybersecurity incidents affecting third-party service providers, and such third-party service providers may have limited indemnification obligations to the Fund or Investment Adviser. Issuers of securities in which the Fund invests are also subject to cybersecurity risks, and the value of these securities could decline if the issuers experience cyber-attacks or other cyber-failures.

**Derivatives Risk** is the risk that derivatives may pose risks in addition to and greater than those associated with investing directly in securities, currencies and other instruments, may be illiquid or less liquid, more volatile, more difficult to value and leveraged so that small changes in the value of the underlying instrument may produce disproportionate losses to the Fund. Derivatives are also subject to counterparty risk, which is the risk that the other party to the transaction will not perform its contractual obligations. The use of derivatives is a highly specialized activity that involves investment techniques and risks different from those associated with investments in more traditional securities and instruments.

**Non-Diversification Risk** is the risk that Fund performance may depend on the performance of a small number of issuers because the Fund may invest a large percentage of its assets in securities issued by or representing a small number of issuers.



# FlexShares<sup>®</sup> iBoxx 5-Year Target Duration TIPS Index Fund (cont.)

**Securities Lending Risk** is the risk that the Fund may lose money because the borrower of the loaned securities fails to return the securities in a timely manner or at all. The Fund could also lose money in the event of a decline in the value of collateral provided for loaned securities or a decline in the value of any investments made with cash collateral.

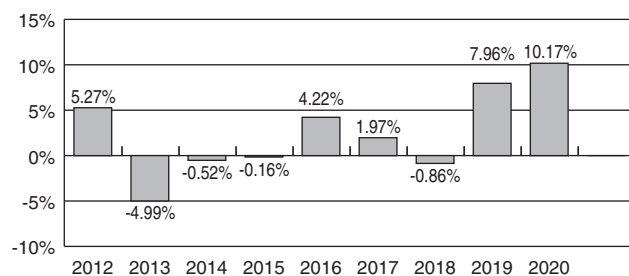
**Valuation Risk** is the risk that the sale price the Fund could receive for a portfolio security may differ from the Fund's valuation of the security, particularly for securities that trade in low volume or volatile markets or that are valued using a fair value methodology. In addition, the value of the securities in the Fund's portfolio may change on days when shareholders will not be able to purchase or sell the Fund's shares. The Fund relies on various sources to calculate its NAV. The information may be provided by third parties that are believed to be reliable, but the information may not be accurate due to errors by such pricing sources, technological issues or otherwise.

**It is possible to lose money on an investment in the Fund. An investment in the Fund is not a deposit of any bank and is not insured or guaranteed by the Federal Deposit Insurance Corporation, any other government agency, or The Northern Trust Company, its affiliates, subsidiaries or any other bank.**

## Fund Performance

The bar chart and table that follow show how the Fund has performed on a calendar year basis and provide an indication of the risks of investing in the Fund. Past performance (before and after taxes) does not necessarily indicate how the Fund will perform in the future. Updated information on the Fund's performance results can be obtained by visiting [flexshares.com](http://flexshares.com).

### Calendar Year Total Returns



For the periods shown in the bar chart above:

Best Quarter (6/30/2020): 4.12%

Worst Quarter (6/30/2013): -5.17%

### Average Annual Total Returns

(for the periods ended December 31, 2020)

	One Year	Five Year	Since Inception of Fund	Inception Date of Fund
Before Taxes	10.17%	4.61%	2.52%	9/19/2011
After Taxes on Distributions	9.64%	3.82%	1.97%	—
After Taxes on Distributions and Sale of Shares	6.01%	3.20%	1.70%	—
iBoxx 5-Year Target Duration TIPS Index *	10.45%	4.75%	2.67%	—

\* Reflects no deduction for fees, expenses or taxes.

After-tax returns are calculated using the historical highest individual federal marginal income tax rates and do not reflect the impact of state and local taxes. Actual after-tax returns depend on an investor's tax situation and may differ from those shown. After-tax returns shown are not relevant to investors who hold shares through tax-deferred arrangements, such as 401(k) plans or individual retirement plans. After-tax returns may exceed the return before taxes due to an assumed tax benefit from realizing a capital loss on a sale of Fund shares.

## Management

**Investment Adviser and Portfolio Managers.** Northern Trust Investments, Inc., a subsidiary of Northern Trust Corporation, serves as the Investment Adviser of the Fund. Daniel J. Personette, Michael R. Chico and Brandon P. Ferguson, each a Vice President of Northern Trust Investments, Inc., have served as Portfolio Managers of the Fund since its inception.

## Purchase and Sale of Fund Shares

The Fund is an exchange-traded fund (commonly referred to as an "ETF"). Individual Fund shares may only be purchased and sold in the secondary market through a broker-dealer. The price of Fund shares is based on market price, and because ETF shares trade at market prices rather than



---

## FlexShares® iBoxx 5-Year Target Duration TIPS Index Fund (cont.)

---

NAV, shares may trade at a price greater than NAV (a premium) or less than NAV (a discount). An investor may incur costs attributable to the difference between the highest price a buyer is willing to pay to purchase shares of the Fund (bid) and the lowest price a seller is willing to accept for shares of the Fund (ask) when buying or selling shares in the secondary market (“the bid-ask spread”). Recent information, including information about the Fund’s NAV, market price, premiums and discounts, and bid-ask spreads, is included on the Fund’s website at [flexshares.com](http://flexshares.com).

### **Tax Information**

The Fund’s distributions are generally taxable to you as ordinary income, capital gains, or a combination of the two, unless you are investing through a tax-exempt or tax-deferred arrangement, such as a 401(k) plan or an individual retirement account. Distributions may be taxable upon withdrawal from tax-deferred accounts.

### **Payments to Brokers-Dealers and Other Financial Intermediaries**

If you purchase the Fund through a broker-dealer or other financial intermediary (such as a bank), NTI and its related companies may pay the intermediary for activities related to the marketing and promotion of the Fund. These payments may create a conflict of interest by influencing the broker-dealer or other intermediary and your salesperson to recommend the Fund over another investment. Ask your salesperson or visit your financial intermediary’s website for more information.

# FlexShares<sup>®</sup> Disciplined Duration MBS Index Fund

## Investment Objective

The Fund seeks investment results that correspond generally to the price and yield performance, before fees and expenses, of The ICE BofA Merrill Lynch<sup>®</sup> Constrained Duration US Mortgage Backed Securities Index<sup>SM</sup> (the “Underlying Index”).

## Fees and Expenses of the Fund

This table describes the fees and expenses that you may pay if you buy, hold and sell shares of the Fund. Under the Fund’s Investment Advisory Agreement, the Fund is responsible for the following expenses: interest expenses, brokerage commissions and other trading expenses, fees and expenses of the independent trustees and their independent legal counsel, taxes and other extraordinary costs such as litigation and other expenses not incurred in the ordinary course of business. You will also incur usual and customary brokerage commissions and fees to financial intermediaries when buying or selling shares of the Fund in the secondary market, which are not reflected in the example that follows:

Annual Fund Operating Expenses (expenses that you pay each year as a percentage of the value of your investment)	
Management Fees	0.20%
Distribution (12b-1) Fees	0.00%
Other Expenses	0.01%
Total Annual Fund Operating Expenses	0.21%
Expense Reimbursement <sup>(1)</sup>	-0.01%
Total Annual Fund Operating Expenses After Expense Reimbursement	0.20%

<sup>(1)</sup> Northern Trust Investments, Inc. (“NTI” or the “Investment Adviser”) has contractually agreed to reimburse a portion of the operating expenses of the Fund (other than Acquired Fund Fees and Expenses) to the extent the “Total Annual Fund Operating Expenses” exceed 0.20%. This contractual limitation may not be terminated before March 1, 2022 without the approval of the Fund’s Board of Trustees. The Fund’s Board of Trustees may terminate the contractual agreement at any time if it determines that it is in the best interest of the Fund and its shareholders.

## Example

The following Example is intended to help you compare the cost of investing in the Fund with the cost of investing in other funds. The Example assumes that you invest \$10,000 in the Fund for the time periods indicated and then redeem all of your shares at the end of those periods.

The Example also assumes that your investment has a 5% return each year and that the Fund’s operating expenses remain the same (taking into account the expense reimbursement arrangement for one year). Although your actual costs may be higher or lower, based on these assumptions your costs would be:

1 Year	\$ 20
3 Years	\$ 67
5 Years	\$ 117
10 Years	\$ 267

**Portfolio Turnover.** The Fund pays transaction costs, such as commissions, when it buys and sells securities (or “turns over” its portfolio). A higher portfolio turnover rate may indicate higher transaction costs and may result in higher taxes when Fund shares are held in a taxable account. These costs, which are not reflected in annual fund operating expenses or in the Example, affect the Fund’s performance. Portfolio turnover may vary from year to year, as well as within a year. During the most recent fiscal year, the Fund’s portfolio turnover rate was 175% of the average value of its portfolio.

## Principal Investment Strategies

The Underlying Index reflects the performance of a selection of investment-grade US agency residential mortgage backed pass-through securities. The term “US agency mortgage-backed pass-through security” (“MBS”) refers to a category of pass-through securities backed by pools of mortgages and issued by one of the following US government agencies: the Federal National Mortgage Association (FNMA or Fannie Mae), the Federal Home Loan Mortgage Corporation (FHLMC or Freddie Mac) or the Government National Mortgage Association (GNMA or Ginnie Mae) (each a “US Agency”). The Underlying Index is formed by grouping the universe of individual fixed-rate mortgage-backed securities pools into generic aggregates according to the following parameters: (i) agency; (ii) mortgage program; (iii) pass-through coupon; and (iv) origination year. These aggregates are then assessed based on certain criteria, as determined by ICE Data Indices, LLC as the Index Provider (“Index Provider”), to determine eligibility for inclusion in the Underlying Index. MBS that are eligible for inclusion in the Underlying Index (a) have been issued by a US Agency, (b) have a weighted average remaining time to

---

## FlexShares<sup>®</sup> Disciplined Duration MBS Index Fund (cont.)

---

final stated maturity of at least one year, (c) have at least \$5 billion or more of outstanding face value in the coupon for a given agency program, (d) have at least \$1 billion or more of outstanding face value at the time of inclusion in the Underlying Index and at least \$250 million to remain in the Index and (e) are characterized by one or more of the following fixed-rate mortgage programs: 30-year, 20-year, and 15-year maturities. The Underlying Index constituents are capitalization-weighted, based on their outstanding face value times price plus accrued interest, adjusted by the Index Provider, to achieve an effective duration that is generally between 3.25 and 4.25 years. Balloon, mobile home, graduated payment and quarter coupon fixed rate mortgages are excluded from the Underlying Index, as are all collateralized mortgage obligations.

NTI uses a “passive” or indexing approach to try to achieve the Fund’s investment objective. Unlike many investment companies, the Fund does not try to “beat” the index it tracks and does not seek temporary defensive positions when markets decline or appear overvalued. In addition to tracking the performance of the Underlying Index, the Investment Adviser seeks to minimize portfolio turnover and tax inefficiencies.

NTI uses a representative sampling strategy to manage the Fund. “Representative sampling” is investing in a representative sample of securities that collectively has an investment profile similar to the Underlying Index. The Fund may or may not hold all of the securities that are included in the Underlying Index. The Fund reserves the right to invest in substantially all of the securities in its Underlying Index in approximately the same proportions (i.e., replication) if NTI determines that it is in the best interest of the Fund.

The Fund generally will invest under normal circumstances at least 80% of its total assets (exclusive of collateral held from securities lending) in the securities of the Underlying Index and in “TBA Transactions” (defined below) that represent securities in the Underlying Index. The Fund may also invest up to 20% of its assets in cash and cash equivalents, including shares of money market funds advised by NTI or its affiliates, futures contracts and options on futures contracts, as well as securities not included in the Underlying Index, but which NTI believes will help the Fund track its Underlying Index. Most transactions in

mortgage pass-through securities occur through standardized contracts for future delivery in which the exact mortgage pools to be delivered are not specified until a few days prior to settlement, referred to as a “to-be announced transaction” or “TBA Transaction.” In a TBA Transaction, the buyer and seller agree upon general trade parameters such as agency, coupon rate, settlement date, par amount and price. The actual pools delivered generally are determined two days prior to the settlement date. The Fund expects to enter into such contracts on a regular basis, and pending settlement of such contracts, the Fund will invest its assets in liquid, short-term instruments, which may include shares of money market funds advised by NTI or its affiliates. The Fund will assume its pro rata share of the fees and expenses of any money market fund, in which it may invest, in addition to the Fund’s own fees and expenses.

The Underlying Index is sponsored by ICE Data Indices, LLC (the “Index Provider” or “ICE”). The Index Provider is not affiliated with the Fund or NTI. The Index Provider determines the composition and relative weightings of the securities in the Underlying Index in accordance with a published methodology and disseminates information regarding the market value of the Underlying Index. The Underlying Index is rebalanced on the last calendar day of each month. As of December 31, 2020, there were 133 MBS in the Underlying Index.

The Underlying Index of the Fund will be rebalanced or reconstituted as described above under normal market conditions. During periods of market disruption or other abnormal market conditions, the rebalancing or reconstitution of the Fund’s Underlying Index may be delayed.

The Fund may lend securities representing up to one-third of the value of the Fund’s total assets (including the value of the collateral received).

**Industry Concentration Policy.** The Fund will concentrate its investments (i.e., hold 25% or more of its total assets) in a particular industry or group of industries to approximately the same extent that the Underlying Index is concentrated. For purposes of this limitation, securities of the U.S. government (including its agencies and instrumentalities) are not considered to be issued by members of any industry.

### Principal Risks

As with any investment, you could lose all or part of your investment in the Fund, and the Fund’s performance could

---

## FlexShares® Disciplined Duration MBS Index Fund (cont.)

---

trail that of other investments. The Fund is subject to certain risks, including the principal risks noted below, any of which may adversely affect the Fund's net asset value ("NAV"), trading price, yield, total return and ability to meet its investment objective. Each risk noted below is considered a principal risk of investing in the Fund, regardless of the order in which it appears. The significance of each risk factor below may change over time and you should review each risk factor carefully.

**Mortgage-Backed Pass-Through Securities Risk** is the risk of investing in mortgage-backed securities issued by a US Agency. These securities may not be backed by the full faith and credit of the U.S. government. Mortgage-backed securities are subject to **Credit (or Default) Risk, Interest Rate/Maturity Risk, Debt Extension Risk and Prepayment (or Call) Risk**. Because of these risks, mortgage-backed securities react differently to changes in interest rates than other bonds. Small movements in interest rates (both increases and decreases) may quickly and significantly reduce the value of certain mortgage-backed securities.

**U.S. Government Securities Risk** is the risk that the U.S. government will not provide financial support to its agencies, instrumentalities or sponsored enterprises if it is not obligated to do so by law. Many U.S. government securities that may be purchased by the Fund are not backed by the full faith and credit of the United States. The maximum potential liability of the issuers of some U.S. government securities may greatly exceed their current resources, including any legal right to support from the U.S. Treasury. It is possible that the issuers of such securities will not have the funds to meet their payment obligations in the future.

**U.S. Issuer Risk** is the risk that certain changes in the U.S. economy, such as when the U.S. economy weakens or when its financial markets decline, may have an adverse effect on the securities to which the Fund has exposure.

**Income Risk** is the risk that the Fund's income may decline when interest rates fall. This decline can occur because the Fund must invest in lower-yielding bonds as bonds in its portfolio mature, bonds in the Underlying Index are substituted or the Fund otherwise needs to purchase additional bonds.

**Market Risk** is the risk that the value of the Fund's investments may increase or decrease in response to expected, real or perceived economic, political or financial events in

the U.S. or global markets. The frequency and magnitude of such changes in value cannot be predicted. Certain securities and other investments held by the Fund may experience increased volatility, illiquidity, or other potentially adverse effects in response to changing market conditions, inflation, changes in interest rates, lack of liquidity in the bond or equity markets, or volatility in the equity markets. Market disruptions caused by local or regional events such as war, acts of terrorism, the spread of infectious illness (including epidemics and pandemics) or other public health issues, recessions or other events or adverse investor sentiment could have a significant impact on the Fund and its investments and could result in the Fund's shares trading at increased premiums or discounts to the Fund's NAV. An outbreak of COVID-19, a respiratory disease caused by a novel coronavirus, has negatively affected the worldwide economy, the financial health of individual companies and the market in significant and unforeseen ways. The future impact of COVID-19 is currently unknown. The effects to public health, business and market conditions resulting from the COVID-19 pandemic may have a significant negative impact on the performance of the Fund's investments. During periods of market disruption or other abnormal market conditions, the Fund's exposure to the risks described elsewhere in this summary will likely increase. Market disruptions, regulatory restrictions or other abnormal market conditions could have an adverse effect on the Fund's ability to adjust its exposure to the required levels in order to track its Underlying Index or cause delays in the Underlying Index's rebalancing or reconstitution schedule. During any such delay, it is possible that the Underlying Index and, in turn, the Fund will deviate from the Underlying Index's stated methodology and therefore experience returns different than those that would have been achieved under a normal rebalancing or reconstitution schedule. Because the Fund is designed to maintain a high level of exposure to its Underlying Index at all times, it will not take any steps to invest defensively or otherwise reduce the risk of loss during market downturns.

Market risk includes the risk that a particular style of investing, such as growth or value, may underperform the market generally. The market value of the securities in which the Fund invests may go up or down in response to the prospects of individual companies, particular sectors or governments and/or general economic conditions through-

---

## FlexShares<sup>®</sup> Disciplined Duration MBS Index Fund (cont.)

---

out the world due to increasingly interconnected global economies and financial markets. As a result, whether or not the Fund invests in securities of issuers located in or with significant exposure to the countries directly affected, the value and liquidity of the Fund's investments may be negatively affected. Securities markets may experience great short-term volatility and may fall sharply at times. Different markets may behave differently from each other and a foreign market may move in the opposite direction from the U.S. market.

Price changes may be temporary or last for extended periods. You could lose money over short periods due to fluctuation in the market prices of the Fund's shares in response to market movements, and over longer periods during market downturns.

**Cash Transactions Risk** is the risk from the Fund effecting creations and redemptions orders of its shares entirely for cash, rather than for in-kind securities. The Fund may have to sell portfolio securities at inopportune times in order to obtain the cash needed to meet redemption orders. This may cause the Fund to sell a security or other financial instrument and recognize a capital gain or loss that might not have been incurred if it had not effected a redemption order entirely for cash. As such, investments in Fund shares may be less tax-efficient than an investment in an ETF that meets redemption orders entirely in-kind with portfolio securities. The use of all cash creations and redemption orders may also cause the Fund's shares to trade in the secondary market at wider bid-ask spreads and/or greater premiums or discounts to the Fund's NAV. To the extent that the maximum additional variable charge for cash creation or cash redemption transactions is insufficient to cover the transaction costs of purchasing or selling portfolio securities, the Fund's performance could be negatively impacted.

**Passive Investment Risk** is the risk that the Fund is not actively managed and NTI does not attempt to take defensive positions in any market conditions, including declining markets.

**Tracking Error Risk** is the risk that the Fund's performance may vary substantially from the performance of the Underlying Index. The Fund's performance may vary from the performance of the Underlying Index for a number of reasons including that the Fund incurs operating expenses that the Underlying Index does not and that the Fund

accepts custom baskets. In addition, the Fund employs a representative sampling strategy, and therefore, may incur tracking error to a greater extent than a fund that seeks to replicate an index. The representative sampling strategy used by NTI may fail to produce the intended results.

**Authorized Participant Concentration Risk** is the risk that the Fund may be adversely affected because it has a limited number of institutions that act as authorized participants ("Authorized Participants"). Only an Authorized Participant may engage in creation or redemption transactions directly with the Fund and none of those Authorized Participants is obligated to engage in creation and/or redemption transactions. To the extent that these institutions exit the business or are unable to proceed with creation and/or redemption orders with respect to the Fund and no other Authorized Participant is able to step forward to create or redeem Creation Units (as defined below), Fund shares may trade at a discount to NAV and possibly face trading halts and/or delisting.

**Calculation Methodology Risk** is the risk that the Underlying Index's calculation methodology or sources of information may not provide an accurate assessment of included issuers or correct valuation of securities, nor is the availability or timeliness of the production of the Index guaranteed. A security included in an Underlying Index may not exhibit the characteristic or provide the specific exposure for which it was selected and consequently a Fund's holdings may not exhibit returns consistent with that characteristic or exposure. Unusual market conditions may cause the provider of the Underlying Index to postpone a scheduled rebalance, which could cause the Underlying Index to vary from its normal or expected composition.

**Market Trading Risk** is the risk that the Fund faces because its shares are listed on a securities exchange, including the potential lack of an active market for Fund shares, losses from trading in secondary markets, periods of high volatility and disruption in the creation/redemption process of the Fund. ANY OF THESE FACTORS MAY LEAD TO THE FUND'S SHARES TRADING AT A PREMIUM OR DISCOUNT TO NAV.

Trading in Fund shares may be halted due to market conditions or for reasons that, in the view of its listing exchange, make trading in the shares inadvisable. The market prices



---

## FlexShares<sup>®</sup> Disciplined Duration MBS Index Fund (cont.)

---

of Fund shares will generally fluctuate in accordance with changes in its NAV, changes in the relative supply of, and demand for, Fund shares, and changes in the liquidity, or the perceived liquidity, of the Fund's holdings.

**Concentration Risk** is the risk that, to the extent the Fund's investments are concentrated in the securities of issuers in a particular region, country, market, industry, sector or asset class, the Fund may be subject to increased price volatility and may be more susceptible to adverse economic, market, political or regulatory occurrences affecting that region, country, market, industry, sector or asset class.

**Credit (or Default) Risk** is the risk that the inability or unwillingness of an issuer or guarantor of a fixed-income security, or a counterparty to a TBA, repurchase or other transaction, to meet its payment or other financial obligations will adversely affect the value of the Fund's investments and its returns. The credit quality of a debt security or of the issuer of a debt security held by the Fund could deteriorate rapidly, which may impair the Fund's liquidity or cause a deterioration in the Fund's NAV. The Fund could also be delayed or hindered in its enforcement of rights against an issuer, guarantor or counterparty. The degree of credit risk depends on the issuer's or counterparty's financial condition and on the terms of the securities.

**Cyber Security and Operational Risk** is the risk that the Fund and its service providers may experience disruptions that arise from breaches in cyber security, human error, processing and communications errors, counterparty or third-party errors, technology or systems failures, any of which may have an adverse impact on the Fund. Failures or breaches of the electronic systems of the Fund, the Investment Adviser, distributor, and other service providers, market makers, index providers, Authorized Participants or the issuers of securities in which the Fund invests have the ability to cause disruptions and negatively impact the Fund's business operations, potentially resulting in financial losses to the Fund and its shareholders. Among other situations, disruptions (for example, pandemics or health crises) that cause prolonged periods of remote work or significant employee absences at the Fund's service providers could impact the ability to conduct the Fund's operations. The Fund and Investment Adviser have limited ability to prevent or mitigate cybersecurity incidents affecting third-party service providers, and such third-party service

providers may have limited indemnification obligations to the Fund or Investment Adviser. Issuers of securities in which the Fund invests are also subject to cybersecurity risks, and the value of these securities could decline if the issuers experience cyber-attacks or other cyber-failures.

**Debt Extension Risk** is the risk that an issuer will exercise its right to pay principal on an obligation held by the Fund (such as a mortgage-backed security) later than expected. This may happen during a period of rising interest rates. Under these circumstances, the value of the obligation will decrease and the Fund will suffer from the inability to invest in higher yielding securities.

**Derivatives Risk** is the risk that derivatives may pose risks in addition to and greater than those associated with investing directly in securities, currencies and other instruments, may be illiquid or less liquid, more volatile, more difficult to value and leveraged so that small changes in the value of the underlying instrument may produce disproportionate losses to the Fund. Derivatives are also subject to counterparty risk, which is the risk that the other party to the transaction will not perform its contractual obligations. The use of derivatives is a highly specialized activity that involves investment techniques and risks different from those associated with investments in more traditional securities and instruments.

**High Portfolio Turnover Risk** is the risk that active and frequent trading of the Fund's portfolio securities may result in increased transaction costs to the Fund, including brokerage commissions, dealer mark-ups and other transaction costs, which could reduce the Fund's return.

**Interest Rate/Maturity Risk** is the risk that the value of the Fund's fixed-income assets will decline because of rising interest rates. The magnitude of this decline will often be greater for longer-term fixed-income securities than shorter-term fixed-income securities. Duration is a measure used to determine the sensitivity of a security's price to changes in interest rates. The longer a security's duration, the more sensitive it will be to changes in interest rates. Recent and any future declines in interest rate levels could cause the Fund's earnings to fall below the Fund's expense ratio, resulting in a negative yield and a decline in the Fund's share price. An increase in interest rates may cause investors to move out of fixed incomes securities on a large scale, which could adversely affect the price of fixed

---

## FlexShares<sup>®</sup> Disciplined Duration MBS Index Fund (cont.)

---

income securities, lead to heightened volatility in the fixed-income markets and may adversely affect the liquidity of certain fixed-income investments. The average effective duration of the Fund's portfolio securities may be longer or shorter than the average effective duration of the MBS of the Underlying Index. Although the Underlying Index is designed so that the average effective duration of the MBS represented in the Index generally will range between 3.25 and 4.25 years, there is no guarantee that it will do so. The Fund will continue to seek to track the Underlying Index. There is also the risk that the Fund may have a longer or shorter average effective duration than that of the MBS in the Underlying Index as a result of tracking error. A portfolio of securities with a longer average effective duration is generally considered to have a higher risk profile than a portfolio with a shorter average effective duration.

**Liquidity Risk** is the risk that certain portfolio securities may be less liquid than others, which may make them difficult or impossible to sell at the time and the price that the Fund would like, adversely affecting the value of the Fund's investments and its returns. Illiquid investments may be harder to value, especially in changing markets, and if the Fund is forced to sell these investments to meet redemption requests or for other cash needs, the Fund may suffer a loss. Liquidity risk may result from the lack of an active market, reduced number and capacity of traditional market participants to make a market in fixed income securities, and may be magnified in a rising interest rate environment or other circumstances where investor redemptions from fixed income funds may be higher than normal, causing increased supply in the market due to selling activity. The market for certain investments may become illiquid under adverse market or economic conditions independent of any specific adverse changes in the conditions of a particular issuer. In such cases, the Fund, due to limitations on investments in illiquid securities and/or purchasing and selling such investments, may be unable to achieve a high degree of correlation with the Underlying Index. Additionally, in adverse market conditions, the Fund's market price may begin to reflect illiquidity or pricing uncertainty of the Fund's portfolio securities. This could lead to the Fund's shares trading at a price that is higher or lower than the Fund's NAV. At times, such differences may be significant.

**Prepayment (or Call) Risk** is the risk that an issuer of a security held by the Fund may "call" or prepay the security before its stated maturity, during periods of falling interest

rates, e.g., which may result in the Fund having to invest the proceeds at lower interest rates, resulting in a decline in the Fund's income and accordingly, a decline in the Fund's NAV. Issuers may be more likely to prepay when interest rates fall, when credit spreads change, or when an issuer's credit quality improves. If this happens, the Fund may be unable to recoup all of its initial investment and will also suffer from having to reinvest in lower yielding securities. The Fund may also lose any premium it paid to purchase the securities.

**Securities Lending Risk** is the risk that the Fund may lose money because the borrower of the loaned securities fails to return the securities in a timely manner or at all. The Fund could also lose money in the event of a decline in the value of collateral provided for loaned securities or a decline in the value of any investments made with cash collateral.

**Valuation Risk** is the risk that the sale price the Fund could receive for a portfolio security may differ from the Fund's valuation of the security, particularly for securities that trade in low volume or volatile markets or that are valued using a fair value methodology. In addition, the value of the securities in the Fund's portfolio may change on days when shareholders will not be able to purchase or sell the Fund's shares. The Fund relies on various sources to calculate its NAV. The information may be provided by third parties that are believed to be reliable, but the information may not be accurate due to errors by such pricing sources, technological issues or otherwise.

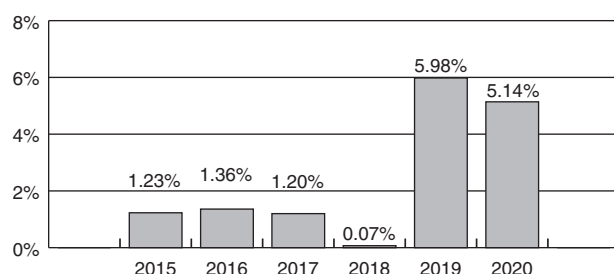
**It is possible to lose money on an investment in the Fund. An investment in the Fund is not a deposit of any bank and is not insured or guaranteed by the Federal Deposit Insurance Corporation, any other government agency, or The Northern Trust Company, its affiliates, subsidiaries or any other bank.**

### Fund Performance

The bar chart and table that follow show how the Fund has performed on a calendar year basis and provide an indication of the risks of investing in the Fund. Past performance (before and after taxes) does not necessarily indicate how the Fund will perform in the future. Updated information on the Fund's performance results can be obtained by visiting [flexshares.com](http://flexshares.com).

# FlexShares® Disciplined Duration MBS Index Fund (cont.)

## Calendar Year Total Returns



## For the period shown in the bar chart above:

Best Quarter (3/31/2020): 2.56%

Worst Quarter (12/31/2016): -1.71%

## Average Annual Total Returns

(for the periods ended December 31, 2020)

	One Year	Five Year	Since Inception of Fund	Inception Date of Fund
Before Taxes	5.14%	2.72%	2.53%	9/3/2014
After Taxes on Distributions	3.95%	1.39%	1.18%	—
After Taxes on Distributions and Sale of Shares	3.03%	1.48%	1.32%	—
ICE BofA Merrill Lynch® Constrained Duration US Mortgage Backed Securities Index <sup>SM*</sup>	5.07%	3.09%	2.91%	—

\* Reflects no deduction for fees, expenses or taxes.

After-tax returns are calculated using the historical highest individual federal marginal income tax rates and do not reflect the impact of state and local taxes. Actual after-tax returns depend on an investor's tax situation and may differ from those shown. After-tax returns shown are not relevant to investors who hold shares through tax-deferred arrangements, such as 401(k) plans or individual retirement plans. After-tax returns may exceed the return before taxes due to an assumed tax benefit from realizing a capital loss on a sale of Fund shares.

## Management

**Investment Adviser and Portfolio Managers.** Northern Trust Investments, Inc., a subsidiary of Northern Trust

Corporation, serves as the Investment Adviser of the Fund. Michael R. Chico and Kevin O'Shaughnessy, each a Vice President of Northern Trust Investments, Inc., have served as Portfolio Managers of the Fund since September 2020 and May 2016, respectively.

## Purchase and Sale of Fund Shares

The Fund is an exchange-traded fund (commonly referred to as an "ETF"). Individual Fund shares may only be purchased and sold in the secondary market through a broker-dealer. The price of Fund shares is based on market price, and because ETF shares trade at market prices rather than NAV, shares may trade at a price greater than NAV (a premium) or less than NAV (a discount). An investor may incur costs attributable to the difference between the highest price a buyer is willing to pay to purchase shares of the Fund (bid) and the lowest price a seller is willing to accept for shares of the Fund (ask) when buying or selling shares in the secondary market ("the bid-ask spread"). Recent information, including information about the Fund's NAV, market price, premiums and discounts, and bid-ask spreads, is included on the Fund's website at [flexshares.com](http://flexshares.com).

## Tax Information

The Fund's distributions are generally taxable to you as ordinary income, capital gains, or a combination of the two, unless you are investing through a tax-exempt or tax-deferred arrangement, such as a 401(k) plan or an individual retirement account. Distributions may be taxable upon withdrawal from tax-deferred accounts.

## Payments to Brokers-Dealers and Other Financial Intermediaries

If you purchase the Fund through a broker-dealer or other financial intermediary (such as a bank), NTI and its related companies may pay the intermediary for activities related to the marketing and promotion of the Fund. These payments may create a conflict of interest by influencing the broker-dealer or other intermediary and your salesperson to recommend the Fund over another investment. Ask your salesperson or visit your financial intermediary's website for more information.

# FlexShares<sup>®</sup> Credit-Scored US Corporate Bond Index Fund

## Investment Objective

The Fund seeks investment results that correspond generally to the price and yield performance, before fees and expenses, of the Northern Trust US Corporate Bond Quality Value Index<sup>SM</sup> (the “Underlying Index”).

## Fees and Expenses of the Fund

This table describes the fees and expenses that you may pay if you buy, hold and sell shares of the Fund. Under the Fund’s Investment Advisory Agreement, the Fund is responsible for the following expenses: interest expenses, brokerage commissions and other trading expenses, fees and expenses of the independent trustees and their independent legal counsel, taxes and other extraordinary costs such as litigation and other expenses not incurred in the ordinary course of business. You will also incur usual and customary brokerage commissions and fees to financial intermediaries when buying or selling shares of the Fund in the secondary market, which are not reflected in the example that follows:

Annual Fund Operating Expenses (expenses that you pay each year as a percentage of the value of your investment)	
Management Fees	0.22%
Distribution (12b-1) Fees	0.00%
Other Expenses	0.01%
Total Annual Fund Operating Expenses	0.23%
Expense Reimbursement <sup>(1)</sup>	-0.01%
Total Annual Fund Operating Expenses After Expense Reimbursement	0.22%

<sup>(1)</sup> Northern Trust Investments, Inc. (“NTI” or the “Investment Adviser”) has contractually agreed to reimburse a portion of the operating expenses of the Fund (other than Acquired Fund Fees and Expenses) to the extent the “Total Annual Fund Operating Expenses” exceed 0.22%. This contractual limitation may not be terminated before March 1, 2022 without the approval of the Fund’s Board of Trustees. The Fund’s Board of Trustees may terminate the contractual agreement at any time if it determines that it is in the best interest of the Fund and its shareholders.

## Example

The following Example is intended to help you compare the cost of investing in the Fund with the cost of investing in other funds. The Example assumes that you invest \$10,000 in the Fund for the time periods indicated and then redeem all of your shares at the end of those periods. The Example also assumes that your investment has a 5% return each year and that the Fund’s operating expenses

remain the same (taking into account the expense reimbursement arrangement for one year). Although your actual costs may be higher or lower, based on these assumptions your costs would be:

1 Year	\$ 23
3 Years	\$ 73
5 Years	\$129
10 Years	\$292

**Portfolio Turnover.** The Fund pays transaction costs, such as commissions, when it buys and sells securities (or “turns over” its portfolio). A higher portfolio turnover rate may indicate higher transaction costs and may result in higher taxes when Fund shares are held in a taxable account. These costs, which are not reflected in annual fund operating expenses or in the Example, affect the Fund’s performance. Portfolio turnover may vary from year to year, as well as within a year. During the most recent fiscal year, the Fund’s portfolio turnover rate was 62% of the average value of its portfolio.

## Principal Investment Strategies

The Underlying Index reflects the performance of a broad universe of US-dollar denominated investment grade corporate bonds that can potentially deliver a higher total return than the overall investment grade corporate bond market, as represented by the Northern Trust US Investment Grade Corporate Bond Index<sup>SM</sup> (the “Parent Index”). The securities included in the Underlying Index are a subset of the securities included in the Parent Index, which is a market-capitalization weighted index comprised of US dollar-denominated investment grade corporate bonds. The Fund may invest in U.S. dollar denominated bonds of non-U.S. corporations to the extent such bonds are included in the Underlying Index. Such investment will not exceed 20% of the net assets of the Fund.

The Underlying Index begins with the Parent Index and then follows a rules-based methodology to select and weight securities, subject to certain constraints as described below, to optimize the Underlying Index’s exposure to a combined proprietary value score and a proprietary quality score, as determined by NTI acting in its capacity as index provider (“Index Provider”). The value score is a quantitative measure of the relative attractiveness of each security’s valuation compared to market price or relative valuation versus other similar securities, and is computed based on



---

## FlexShares<sup>®</sup> Credit-Scored US Corporate Bond Index Fund (cont.)

---

market and fundamental measures, including issuer default risk. The quality score is a quantitative ranking based on: (a) an assessment of management efficiency (e.g. corporate finance activities); (b) profitability (reliability and sustainability of financial performance); and (c) financial solvency (e.g. debt servicing capacity). Utilizing the value and quality scores, the index methodology seeks to identify bonds that are trading at market prices that are lower relative to levels implied by their fundamentals, thus creating a potential opportunity for capital appreciation and higher income compared to the broader investment grade corporate bond market. In addition, at the time of index reconstitution, the weighting of the Underlying Index's constituent securities will be adjusted such that the effective duration and the sector exposures of the Underlying Index are similar to those of the Parent Index. Issuer and issue exposures are constrained to manage concentration risk.

In order to be eligible for inclusion in the Parent and Underlying Indexes, a security must be a fixed rate taxable bond that is either publicly offered in the U.S. or that is offered pursuant to Rule 144A under the Securities Act of 1933, as amended (the "Securities Act"), with registration rights. A security also must be rated, at the time of inclusion in the Parent and Underlying Index, within the top four rating categories by a Nationally Recognized Statistical Rating Organization ("NRSRO"). In addition, an eligible bond must have (a) a final time to stated maturity that is greater than or equal to one year and less than 10 years and (b) at least \$250 million in outstanding principal. As of December 31, 2020, there were 2,664 issues in the Underlying Index. The Underlying Index is a new index with an inception date of January 31, 2020. The Underlying Index is governed by transparent, objective rules for security selection, exclusion, rebalancing and adjustments for corporate actions.

NTI uses a "passive" or indexing approach to try to achieve the Fund's investment objective. Unlike many investment companies, the Fund does not try to "beat" the index it tracks and does not seek temporary defensive positions when markets decline or appear overvalued. In addition to tracking the performance of the Underlying Index, the Investment Adviser seeks to minimize portfolio turnover and tax inefficiencies.

NTI uses representative sampling strategy to manage the Fund. "Representative sampling" is investing in a representative sample of securities that collectively has an invest-

ment profile similar to the Underlying Index. The Fund may or may not hold all of the securities that are included in the Underlying Index. The Fund reserves the right to invest in substantially all of the securities in its Underlying Index in approximately the same proportions (i.e., replication) if NTI determines that it is in the best interest of the Fund.

The Fund generally will invest under normal circumstances at least 80% of its total assets (exclusive of collateral held from securities lending) in the securities of its Underlying Index. The Fund may also invest up to 20% of its assets in cash and cash equivalents, including shares of money market funds advised by NTI or its affiliates, futures contracts and options on futures, as well as securities not included in the Underlying Index, but which NTI believes will help the Fund track its Underlying Index.

The Underlying Index is created and sponsored by NTI, as the Index Provider. NTI also serves as the investment adviser to the Fund. The Index Provider determines the composition and relative weightings of the securities in the Underlying Index and publishes information regarding the market value of the Underlying Index. The Index is reconstituted monthly.

The Underlying Index of the Fund will be rebalanced or reconstituted as described above under normal market conditions. During periods of market disruption or other abnormal market conditions, the rebalancing or reconstitution of the Fund's Underlying Index may be delayed.

The Fund may lend securities representing up to one-third of the value of the Fund's total assets (including the value of the collateral received).

The Fund is "non-diversified" under the Investment Company Act of 1940 ("1940 Act"), as amended, and may invest more of its assets in fewer issuers than "diversified" funds.

**Industry Concentration Policy.** The Fund will concentrate its investments (i.e., hold 25% or more of its total assets) in a particular industry or group of industries to approximately the same extent that the Underlying Index is concentrated.

### Principal Risks

As with any investment, you could lose all or part of your investment in the Fund, and the Fund's performance could trail that of other investments. The Fund is subject to certain risks, including the principal risks noted below, any of



---

## FlexShares<sup>®</sup> Credit-Scored US Corporate Bond Index Fund (cont.)

---

which may adversely affect the Fund's net asset value ("NAV"), trading price, yield, total return and ability to meet its investment objective. Each risk noted below is considered a principal risk of investing in the Fund, regardless of the order in which it appears. The significance of each risk factor below may change over time and you should review each risk factor carefully.

**Corporate Bond Risk.** Corporate debt securities are subject to the risk of the issuer's inability to meet principal and interest payments on the obligation and may also be subject to price volatility due to such factors as interest rate sensitivity, market perception of the creditworthiness of the issuer and general market liquidity. When interest rates rise, the value of corporate debt can be expected to decline. Debt securities with longer maturities tend to be more sensitive to interest rate movements than those with shorter maturities.

**Quality-Value Score Risk** is the risk that the Fund's investment in companies whose securities are believed to be undervalued will not appreciate in value as anticipated or the past performance of companies that have exhibited quality characteristics does not continue. Although the Underlying Index is designed to measure a portfolio of bonds that can potentially deliver a higher total return relative to the Parent Index, there is no assurance that the Underlying Index or Fund will be comprised of such securities. Accordingly, the Fund may be subject to greater credit risk, price volatility and risk of loss relative to the Parent Index.

**Financial Sector Risk** is the risk that the Fund will be impacted by events affecting the financial sector if it invests a relatively large percentage of its assets in that sector, adversely affecting the Fund's performance. As of January 31, 2021, the Fund was concentrated in the banking industry. The financial sector can be significantly affected by changes in interest rates, government regulation, the rate of corporate and consumer debt defaulted, price competitions and the availability and cost of capital funds, among other factors. The impact of changes in capital requirements and recent or future regulation of any individual financial company, or of the financials sector as a whole, cannot be predicted. In recent years, cyberattacks and technology malfunctions and failures have become increasingly frequent in this sector and have caused significant losses to companies in this sector, which may negatively impact the Fund.

**Income Risk** is the risk that the Fund's income may decline when interest rates fall. This decline can occur because the Fund must invest in lower-yielding bonds as bonds in its portfolio mature, bonds in the Underlying Index are substituted or the Fund otherwise needs to purchase additional bonds.

**U.S. Issuer Risk** is the risk that certain changes in the U.S. economy, such as when the U.S. economy weakens or when its financial markets decline, may have an adverse effect on the securities to which the Fund has exposure.

**Market Risk** is the risk that the value of the Fund's investments may increase or decrease in response to expected, real or perceived economic, political or financial events in the U.S. or global markets. The frequency and magnitude of such changes in value cannot be predicted. Certain securities and other investments held by the Fund may experience increased volatility, illiquidity, or other potentially adverse effects in response to changing market conditions, inflation, changes in interest rates, lack of liquidity in the bond or equity markets, or volatility in the equity markets. Market disruptions caused by local or regional events such as war, acts of terrorism, the spread of infectious illness (including epidemics and pandemics) or other public health issues, recessions or other events or adverse investor sentiment could have a significant impact on the Fund and its investments and could result in the Fund's shares trading at increased premiums or discounts to the Fund's NAV. An outbreak of COVID-19, a respiratory disease caused by a novel coronavirus, has negatively affected the worldwide economy, the financial health of individual companies and the market in significant and unforeseen ways. The future impact of COVID-19 is currently unknown. The effects to public health, business and market conditions resulting from the COVID-19 pandemic may have a significant negative impact on the performance of the Fund's investments. During periods of market disruption or other abnormal market conditions, the Fund's exposure to the risks described elsewhere in this summary will likely increase. Market disruptions, regulatory restrictions or other abnormal market conditions could have an adverse effect on the Fund's ability to adjust its exposure to the required levels in order to track its Underlying Index or cause delays in the Underlying Index's rebalancing or reconstitution schedule. During any such delay, it is possible that the Underlying Index and, in turn, the Fund will deviate from the Underlying Index's stated methodology

---

## FlexShares<sup>®</sup> Credit-Scored US Corporate Bond Index Fund (cont.)

---

and therefore experience returns different than those that would have been achieved under a normal rebalancing or reconstitution schedule. Because the Fund is designed to maintain a high level of exposure to its Underlying Index at all times, it will not take any steps to invest defensively or otherwise reduce the risk of loss during market downturns.

Market risk includes the risk that a particular style of investing, such as growth or value, may underperform the market generally. The market value of the securities in which the Fund invests may go up or down in response to the prospects of individual companies, particular sectors or governments and/or general economic conditions throughout the world due to increasingly interconnected global economies and financial markets. As a result, whether or not the Fund invests in securities of issuers located in or with significant exposure to the countries directly affected, the value and liquidity of the Fund's investments may be negatively affected. Securities markets may experience great short-term volatility and may fall sharply at times. Different markets may behave differently from each other and a foreign market may move in the opposite direction from the U.S. market.

Price changes may be temporary or last for extended periods. You could lose money over short periods due to fluctuation in the market prices of the Fund's shares in response to market movements, and over longer periods during market downturns.

**Passive Investment Risk** is the risk that the Fund is not actively managed and NTI does not attempt to take defensive positions in any market conditions, including declining markets.

**Tracking Error Risk** is the risk that the Fund's performance may vary substantially from the performance of the Underlying Index. The Fund's performance may vary from the performance of the Underlying Index for a number of reasons including that the Fund incurs operating expenses that the Underlying Index does not and that the Fund accepts custom baskets. In addition, the Fund employs a representative sampling strategy, and therefore, may incur tracking error to a greater extent than a fund that seeks to replicate an index. The representative sampling strategy used by NTI may fail to produce the intended results.

**Authorized Participant Concentration Risk** is the risk that the Fund may be adversely affected because it has a limited number of institutions that act as authorized participants

("Authorized Participants"). Only an Authorized Participant may engage in creation or redemption transactions directly with the Fund and none of those Authorized Participants is obligated to engage in creation and/or redemption transactions. To the extent that these institutions exit the business or are unable to proceed with creation and/or redemption orders with respect to the Fund and no other Authorized Participant is able to step forward to create or redeem Creation Units (as defined below), Fund shares may trade at a discount to NAV and possibly face trading halts and/or delisting.

**Calculation Methodology Risk** is the risk that the Underlying Index's calculation methodology or sources of information may not provide an accurate assessment of included issuers or correct valuation of securities, nor is the availability or timeliness of the production of the Index guaranteed. A security included in an Underlying Index may not exhibit the characteristic or provide the specific exposure for which it was selected and consequently a Fund's holdings may not exhibit returns consistent with that characteristic or exposure. Unusual market conditions may cause the provider of the Underlying Index to postpone a scheduled rebalance, which could cause the Underlying Index to vary from its normal or expected composition.

**Market Trading Risk** is the risk that the Fund faces because its shares are listed on a securities exchange, including the potential lack of an active market for Fund shares, losses from trading in secondary markets, periods of high volatility and disruption in the creation/redemption process of the Fund. ANY OF THESE FACTORS MAY LEAD TO THE FUND'S SHARES TRADING AT A PREMIUM OR DISCOUNT TO NAV.

Trading in Fund shares may be halted due to market conditions or for reasons that, in the view of its listing exchange, make trading in the shares inadvisable. The market prices of Fund shares will generally fluctuate in accordance with changes in its NAV, changes in the relative supply of, and demand for, Fund shares, and changes in the liquidity, or the perceived liquidity, of the Fund's holdings.

**Concentration Risk** is the risk that, to the extent the Fund's investments are concentrated in the securities of issuers in a particular region, country, market, industry, sector or asset class, the Fund may be subject to increased price volatility and may be more susceptible to adverse eco-

---

## FlexShares<sup>®</sup> Credit-Scored US Corporate Bond Index Fund (cont.)

---

nomic, market, political or regulatory occurrences affecting that region, country, market, industry, sector or asset class. The Fund may be adversely impacted by events affecting the U.S. and non-U.S. financial sector.

**Credit (or Default) Risk** is the risk that the inability or unwillingness of an issuer or guarantor of a fixed-income security, or a counterparty to a TBA, repurchase or other transaction, to meet its payment or other financial obligations will adversely affect the value of the Fund's investments and its returns. . The credit quality of a debt security or of the issuer of a debt security held by the Fund could deteriorate rapidly, which may impair the Fund's liquidity or cause a deterioration in the Fund's NAV. Although the Underlying Index is designed to measure a portfolio of bonds of companies with higher credit quality and low risk of default relative to the Parent Index, there is no assurance that the Underlying Index or Fund will be comprised of such securities or that companies that have historically exhibited fundamentals consistent with high credit quality will continue to exhibit such fundamentals. The Fund could also be delayed or hindered in its enforcement of rights against an issuer, guarantor or counterparty. The degree of credit risk depends on the issuer's or counterparty's financial condition and on the terms of the securities.

**Cyber Security and Operational Risk** is the risk that the Fund and its service providers may experience disruptions that arise from breaches in cyber security, human error, processing and communications errors, counterparty or third-party errors, technology or systems failures, any of which may have an adverse impact on the Fund. Failures or breaches of the electronic systems of the Fund, the Investment Adviser, distributor, and other service providers, market makers, index providers, Authorized Participants or the issuers of securities in which the Fund invests have the ability to cause disruptions and negatively impact the Fund's business operations, potentially resulting in financial losses to the Fund and its shareholders. Among other situations, disruptions (for example, pandemics or health crises) that cause prolonged periods of remote work or significant employee absences at the Fund's service providers could impact the ability to conduct the Fund's operations. The Fund and Investment Adviser have limited ability to prevent or mitigate cybersecurity incidents affecting third-party service providers, and such third-party service providers may have limited indemnification obligations to

the Fund or Investment Adviser. Issuers of securities in which the Fund invests are also subject to cybersecurity risks, and the value of these securities could decline if the issuers experience cyber-attacks or other cyber-failures.

**Debt Extension Risk** is the risk that an issuer will exercise its right to pay principal on an obligation held by the Fund later than expected. This may happen during a period of rising interest rates. Under these circumstances, the value of the obligation will decrease and the Fund will suffer from the inability to invest in higher yielding securities.

**Derivatives Risk** is the risk that derivatives may pose risks in addition to and greater than those associated with investing directly in securities, currencies and other instruments, may be illiquid or less liquid, more volatile, more difficult to value and leveraged so that small changes in the value of the underlying instrument may produce disproportionate losses to the Fund. Derivatives are also subject to counterparty risk, which is the risk that the other party to the transaction will not perform its contractual obligations. The use of derivatives is a highly specialized activity that involves investment techniques and risks different from those associated with investments in more traditional securities and instruments.

**Interest Rate/Maturity Risk** is the risk that the value of the Fund's fixed-income assets will decline because of rising interest rates. The magnitude of this decline will often be greater for longer-term fixed-income securities than shorter-term fixed-income securities. Duration is a measure used to determine the sensitivity of a security's price to changes in interest rates. The longer a security's duration, the more sensitive it will be to changes in interest rates. Recent and any future declines in interest rate levels could cause the Fund's earnings to fall below the Fund's expense ratio, resulting in a negative yield and a decline in the Fund's share price. An increase in interest rates may cause investors to move out of fixed incomes securities on a large scale, which could adversely affect the price of fixed income securities, lead to heightened volatility in the fixed-income markets and may adversely affect the liquidity of certain fixed-income investments.

**Liquidity Risk** is the risk that certain portfolio securities may be less liquid than others, which may make them difficult or impossible to sell at the time and the price that the Fund would like, adversely affecting the value of the Fund's investments and its returns. Illiquid investments may be

---

## FlexShares<sup>®</sup> Credit-Scored US Corporate Bond Index Fund (cont.)

---

harder to value, especially in changing markets, and if the Fund is forced to sell these investments to meet redemption requests or for other cash needs, the Fund may suffer a loss. Liquidity Risk may result from the lack of an active market, reduced number and capacity of traditional market participants to make a market in fixed income securities, and may be magnified in a rising interest rate environment or other circumstances where investor redemptions from fixed income funds may be higher than normal, causing increased supply in the market due to selling activity. The market for certain investments may become illiquid under adverse market or economic conditions independent of any specific adverse changes in the conditions of a particular issuer. In such cases, the Fund, due to limitations on investments in illiquid securities and/or purchasing and selling such investments, may be unable to achieve a high degree of correlation with the Underlying Index. Additionally, in adverse market conditions, the Fund's market price may begin to reflect illiquidity or pricing uncertainty of the Fund's portfolio securities. This could lead to the Fund's shares trading at a price that is higher or lower than the Fund's NAV. At times, such differences may be significant.

**Non-Diversification Risk** is the risk that Fund performance may depend on the performance of a small number of issuers because the Fund may invest a large percentage of its assets in securities issued by or representing a small number of issuers.

**Non-U.S. Issuer Risk** is the risk the Fund faces because it may invest in U.S. dollar denominated bonds of non-U.S. corporations to the extent such bonds are included in the Underlying Index. The Fund's investments in bonds of non-U.S. issuers may involve certain risks that are greater than those associated with investments in securities of U.S. issuers. These include the risks of adverse economic, political, diplomatic, financial and regulatory conditions that may affect non-U.S. issuers.

**Prepayment (or Call) Risk** is the risk that an issuer of a security held by the Fund may "call" or prepay the security before its stated maturity, during periods of falling interest rates, e.g., which may result in the Fund having to invest the proceeds at lower interest rates, resulting in a decline in the Fund's income and accordingly, a decline in the Fund's NAV. Issuers may be more likely to prepay when interest rates fall, when credit spreads change, or when an issuer's credit quality improves. If this happens, the Fund may be unable to recoup all of its initial investment and will also

suffer from having to reinvest in lower yielding securities. The Fund may also lose any premium it paid to purchase the securities.

**Securities Lending Risk** is the risk that the Fund may lose money because the borrower of the loaned securities fails to return the securities in a timely manner or at all. The Fund could also lose money in the event of a decline in the value of collateral provided for loaned securities or a decline in the value of any investments made with cash collateral.

**Valuation Risk** is the risk that the sale price the Fund could receive for a portfolio security may differ from the Fund's valuation of the security, particularly for securities that trade in low volume or volatile markets or that are valued using a fair value methodology. In addition, the value of the securities in the Fund's portfolio may change on days when shareholders will not be able to purchase or sell the Fund's shares. The Fund relies on various sources to calculate its NAV. The information may be provided by third parties that are believed to be reliable, but the information may not be accurate due to errors by such pricing sources, technological issues or otherwise.

**It is possible to lose money on an investment in the Fund. An investment in the Fund is not a deposit of any bank and is not insured or guaranteed by the Federal Deposit Insurance Corporation, any other government agency, or The Northern Trust Company, its affiliates, subsidiaries or any other bank.**

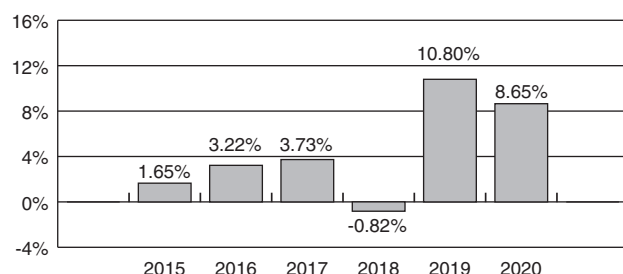
### Fund Performance \*

The bar chart and table that follow show how the Fund has performed on a calendar year basis and provide an indication of the risks of investing in the Fund. Past performance (before and after taxes) does not necessarily indicate how the Fund will perform in the future. Updated information on the Fund's performance results can be obtained by visiting [flexshares.com](http://flexshares.com).



# FlexShares<sup>®</sup> Credit-Scored US Corporate Bond Index Fund (cont.)

## Calendar Year Total Returns



For the period shown in the bar chart above:

Best Quarter (6/30/2020): 8.08%

Worst Quarter (3/31/2020): -2.49%

## Average Annual Total Returns

(for the periods ended December 31, 2020)

	One Year	Five Year	Since Inception of Fund	Inception Date of Fund
Before Taxes	8.65%	5.04%	4.45%	11/12/2014
After Taxes on Distributions	7.29%	3.76%	3.23%	—
After Taxes on Distributions and Sale of Shares	5.24%	3.32%	2.88%	—
Bloomberg Barclays Intermediate U.S. Corporate Bond Index**	7.47%	5.01%	4.29%	—
Hybrid Northern Trust Credit- Scored US Corporate Bond Index <sup>SM</sup> /Northern Trust US Corporate Bond Quality Value Index <sup>SM***</sup>	9.44%	5.49%	4.87%	—

\* Effective May 1, 2020, the Fund's principal investment strategies were revised.

\*\* Reflects no deduction for fees, expenses or taxes.

\*\*\* The hybrid index performance information reflects the performance of the Northern Trust Credit-Scored US Corporate Bond Index<sup>SM</sup> (Previous Index) through April 30, 2020 and the Northern Trust US Corporate Bond Quality Value Index<sup>SM</sup> thereafter. The Previous Index terminated as of May 1, 2020.

After-tax returns are calculated using the historical highest individual federal marginal income tax rates and do not

reflect the impact of state and local taxes. Actual after-tax returns depend on an investor's tax situation and may differ from those shown. After-tax returns shown are not relevant to investors who hold shares through tax-deferred arrangements, such as 401(k) plans or individual retirement plans. After-tax returns may exceed the return before taxes due to an assumed tax benefit from realizing a capital loss on a sale of Fund shares.

## Management

**Investment Adviser and Portfolio Managers.** Northern Trust Investments, Inc., a subsidiary of Northern Trust Corporation, serves as the Investment Adviser of the Fund. Brandon P. Ferguson and Eric R. Williams, each a Vice President of Northern Trust Investments, Inc., have served as Portfolio Managers of the Fund since its inception and September 2020, respectively.

## Purchase and Sale of Fund Shares

The Fund is an exchange-traded fund (commonly referred to as an "ETF"). Individual Fund shares may only be purchased and sold in the secondary market through a broker-dealer. The price of Fund shares is based on market price, and because ETF shares trade at market prices rather than NAV, shares may trade at a price greater than NAV (a premium) or less than NAV (a discount). An investor may incur costs attributable to the difference between the highest price a buyer is willing to pay to purchase shares of the Fund (bid) and the lowest price a seller is willing to accept for shares of the Fund (ask) when buying or selling shares in the secondary market ("the bid-ask spread"). Recent information, including information about the Fund's NAV, market price, premiums and discounts, and bid-ask spreads, is included on the Fund's website at [flexshares.com](http://flexshares.com).

## Tax Information

The Fund's distributions are generally taxable to you as ordinary income, capital gains, or a combination of the two, unless you are investing through a tax-exempt or tax-deferred arrangement, such as a 401(k) plan or an individual retirement account. Distributions may be taxable upon withdrawal from tax-deferred accounts.

## Payments to Brokers-Dealers and Other Financial Intermediaries

If you purchase the Fund through a broker-dealer or other financial intermediary (such as a bank), NTI and its related



---

## FlexShares<sup>®</sup> Credit-Scored US Corporate Bond Index Fund (cont.)

---

companies may pay the intermediary for activities related to the marketing and promotion of the Fund. These payments may create a conflict of interest by influencing the broker-dealer or other intermediary and your salesperson to recommend the Fund over another investment. Ask your salesperson or visit your financial intermediary's website for more information.

# FlexShares<sup>®</sup> Credit-Scored US Long Corporate Bond Index Fund

## Investment Objective

The Fund seeks investment results that correspond generally to the price and yield performance, before fees and expenses, of the Northern Trust US Long Corporate Bond Quality Value Index<sup>SM</sup> (the “Underlying Index”).

## Fees and Expenses of the Fund

This table describes the fees and expenses that you may pay if you buy, hold and sell shares of the Fund. Under the Fund’s Investment Advisory Agreement, the Fund is responsible for the following other expenses: interest expenses, brokerage commissions and other trading expenses, fees and expenses of the independent trustees and their independent legal counsel, taxes and other extraordinary costs such as litigation and other expenses not incurred in the ordinary course of business. You will also incur usual and customary brokerage commissions and fees to financial intermediaries when buying or selling shares of the Fund in the secondary market, which are not reflected in the example that follows:

Annual Fund Operating Expenses (expenses that you pay each year as a percentage of the value of your investment)	
Management Fees	0.22%
Distribution (12b-1) Fees	0.00%
Other Expenses	0.01%
Total Annual Fund Operating Expenses	0.23%
Expense Reimbursement <sup>(1)</sup>	-0.01%
Total Annual Fund Operating Expenses After Expense Reimbursement	0.22%

<sup>(1)</sup> Northern Trust Investments, Inc. (“NTI” or the “Investment Adviser”) has contractually agreed to reimburse a portion of the operating expenses of the Fund (other than Acquired Fund Fees and Expenses) to the extent the “Total Annual Fund Operating Expenses” exceed 0.22%. This contractual limitation may not be terminated before March 1, 2022 without the approval of the Fund’s Board of Trustees. The Fund’s Board of Trustees may terminate the contractual agreement at any time if it determines that it is in the best interest of the Fund and its shareholders.

## Example

The following Example is intended to help you compare the cost of investing in the Fund with the cost of investing in other funds. The Example assumes that you invest \$10,000 in the Fund for the time periods indicated and then redeem all of your shares at the end of those periods. The Example also assumes that your investment has a 5%

return each year and that the Fund’s operating expenses remain the same (taking into account the expense reimbursement arrangement for one year). Although your actual costs may be higher or lower, based on these assumptions your costs would be:

1 Year	\$ 23
3 Years	\$ 73
5 Years	\$129
10 Years	\$292

**Portfolio Turnover.** The Fund pays transaction costs, such as commissions, when it buys and sells securities (or “turns over” its portfolio). A higher portfolio turnover rate may indicate higher transaction costs and may result in higher taxes when Fund shares are held in a taxable account. These costs, which are not reflected in annual fund operating expenses or in the Example, affect the Fund’s performance. Portfolio turnover may vary from year to year, as well as within a year. During the most recent fiscal year, the Fund’s portfolio turnover rate was 74% of the average value of its portfolio.

## Principal Investment Strategies

The Underlying Index reflects the performance of a broad universe of US-dollar denominated investment grade corporate bonds that can potentially deliver a higher total return than the overall investment grade corporate bond market, as represented by the Northern Trust US Investment Grade Long Corporate Bond Index<sup>SM</sup> (the “Parent Index”). The securities included in the Underlying Index are a subset of the securities included in the Parent Index, a market capitalization-weighted index comprised of US dollar-denominated investment grade bonds. The Fund may invest in U.S. dollar denominated bonds of non-U.S. corporations to the extent such bonds are included in the Underlying Index. Such investment will not exceed 20% of the net assets of the Fund.

The Underlying Index begins with the Parent Index and then follows a rules-based methodology to select and weight securities, subject to certain constraints as described below, to optimize the Underlying Index’s exposure to a combined proprietary value score and a proprietary quality score, as determined by NTI acting in its capacity as index provider (“Index Provider”). The Value score is a quantitative measure of the relative attractiveness of each security’s

---

## FlexShares<sup>®</sup> Credit-Scored US Long Corporate Bond Index Fund (cont.)

---

valuation compared to its market price or relative valuation versus other similar securities, and is computed based on market and fundamental measures, including issuer default risk. The quality score is a quantitative ranking, based on: (a) an assessment of management efficiency (e.g. corporate finance activities); (b) profitability (reliability and sustainability of financial performance); and (c) financial solvency (e.g. debt servicing capacity). Utilizing the value and quality scores, the index methodology seeks to identify bonds that are trading at market prices that are lower relative to levels implied by their fundamentals, thus creating a potential opportunity for capital appreciation and higher income compared to the broader investment grade corporate bond market. In addition, at the time of index reconstitution, the weighting of the Underlying Index's constituent securities will be adjusted such that the effective duration and the sector exposures of the Underlying Index are similar to those of the Parent Index. Issuer and issue exposures are constrained to manage concentration risk.

In order to be eligible for inclusion in the Parent and Underlying Indexes, a security must be a fixed rate taxable bond that is either publicly offered in the U.S. or that is offered pursuant to Rule 144A under the Securities Act of 1933, as amended (the "Securities Act"), with registration rights. A security also must be rated, at the time of inclusion in the Parent and Underlying Index, within the top four rating categories by a Nationally Recognized Statistical Rating Organization ("NRSRO"). In addition, an eligible bond must have (a) a final time to stated maturity that is greater than or equal to 10 years and (b) at least \$250 million in outstanding principal. As of December 31, 2020, there were 1,381 issues in the Underlying Index. The Underlying Index is a new index with an inception date of January 31, 2020. The Underlying Index is governed by transparent, objective rules for security selection, exclusion, rebalancing and adjustments for corporate actions.

The Underlying Index of the Fund will be rebalanced or reconstituted as described above under normal market conditions. During periods of market disruption or other abnormal market conditions, the rebalancing or reconstitution of the Fund's Underlying Index may be delayed.

NTI uses a "passive" or indexing approach to try to achieve the Fund's investment objective. Unlike many investment companies, the Fund does not try to "beat" the index it

tracks and does not seek temporary defensive positions when markets decline or appear overvalued. In addition to tracking the performance of the Underlying Index, the Investment Adviser seeks to minimize portfolio turnover and tax inefficiencies.

NTI uses representative sampling strategy to manage the Fund. "Representative sampling" is investing in a representative sample of securities that collectively has an investment profile similar to the Underlying Index. The Fund may or may not hold all of the securities that are included in the Underlying Index. The Fund reserves the right to invest in substantially all of the securities in its Underlying Index in approximately the same proportions (i.e., replication) if NTI determines that it is in the best interest of the Fund.

The Fund generally will invest under normal circumstances at least 80% of its total assets (exclusive of collateral held from securities lending) in the securities of its Underlying Index. The Fund may also invest up to 20% of its assets in cash and cash equivalents, including shares of money market funds advised by NTI or its affiliates, futures contracts and options on futures, as well as securities not included in the Underlying Index, but which NTI believes will help the Fund track its Underlying Index.

The Underlying Index is created and sponsored by NTI, as the Index Provider. NTI also serves as the investment adviser to the Fund. The Index Provider determines the composition and relative weightings of the securities in the Underlying Index and publishes information regarding the market value of the Underlying Index.

The Fund may lend securities representing up to one-third of the value of the Fund's total assets (including the value of the collateral received).

The Fund is "non-diversified" under the Investment Company Act of 1940 ("1940 Act"), as amended, and may invest more of its assets in fewer issuers than "diversified" funds.

**Industry Concentration Policy.** The Fund will concentrate its investments (i.e., hold 25% or more of its total assets) in a particular industry or group of industries to approximately the same extent that the Underlying Index is concentrated.

### Principal Risks

As with any investment, you could lose all or part of your investment in the Fund, and the Fund's performance could

---

## FlexShares<sup>®</sup> Credit-Scored US Long Corporate Bond Index Fund (cont.)

---

trail that of other investments. The Fund is subject to certain risks, including the principal risks noted below, any of which may adversely affect the Fund's net asset value ("NAV"), trading price, yield, total return and ability to meet its investment objective. Each risk noted below is considered a principal risk of investing in the Fund, regardless of the order in which it appears. The significance of each risk factor below may change over time and you should review each risk factor carefully.

**Corporate Bond Risk** is the risk the Fund faces because it invests primarily in bonds issued by corporations. Corporate debt securities are subject to the risk of the issuer's inability to meet principal and interest payments on the obligation and may also be subject to price volatility due to such factors as interest rate sensitivity, market perception of the creditworthiness of the issuer and general market liquidity. When interest rates rise, the value of corporate debt can be expected to decline. Debt securities with longer maturities tend to be more sensitive to interest rate movements than those with shorter maturities.

**Quality-Value Score Risk** is the risk that the Fund's investment in companies whose securities are believed to be undervalued will not appreciate in value as anticipated or the past performance of companies that have exhibited quality characteristics does not continue. Although the Underlying Index is designed to measure a portfolio of bonds that can potentially deliver a higher total return relative to the Parent Index, there is no assurance that the Underlying Index or Fund will be comprised of such securities. Accordingly, the Fund may be subject to greater credit risk, price volatility and risk of loss relative to the Parent Index.

**Income Risk** is the risk that the Fund's income may decline when interest rates fall. This decline can occur because the Fund must invest in lower-yielding bonds as bonds in its portfolio mature, bonds in the Underlying Index are substituted or the Fund otherwise needs to purchase additional bonds.

**U.S. Issuer Risk** is the risk that certain changes in the U.S. economy, such as when the U.S. economy weakens or when its financial markets decline, may have an adverse effect on the securities to which the Fund has exposure.

**Market Risk** is the risk that the value of the Fund's investments may increase or decrease in response to expected, real or perceived economic, political or financial events in

the U.S. or global markets. The frequency and magnitude of such changes in value cannot be predicted. Certain securities and other investments held by the Fund may experience increased volatility, illiquidity, or other potentially adverse effects in response to changing market conditions, inflation, changes in interest rates, lack of liquidity in the bond or equity markets, or volatility in the equity markets. Market disruptions caused by local or regional events such as war, acts of terrorism, the spread of infectious illness (including epidemics and pandemics) or other public health issues, recessions or other events or adverse investor sentiment could have a significant impact on the Fund and its investments and could result in the Fund's shares trading at increased premiums or discounts to the Fund's NAV. An outbreak of COVID-19, a respiratory disease caused by a novel coronavirus, has negatively affected the worldwide economy, the financial health of individual companies and the market in significant and unforeseen ways. The future impact of COVID-19 is currently unknown. The effects to public health, business and market conditions resulting from the COVID-19 pandemic may have a significant negative impact on the performance of the Fund's investments. During periods of market disruption or other abnormal market conditions, the Fund's exposure to the risks described elsewhere in this summary will likely increase. Market disruptions, regulatory restrictions or other abnormal market conditions could have an adverse effect on the Fund's ability to adjust its exposure to the required levels in order to track its Underlying Index or cause delays in the Underlying Index's rebalancing or reconstitution schedule. During any such delay, it is possible that the Underlying Index and, in turn, the Fund will deviate from the Underlying Index's stated methodology and therefore experience returns different than those that would have been achieved under a normal rebalancing or reconstitution schedule. Because the Fund is designed to maintain a high level of exposure to its Underlying Index at all times, it will not take any steps to invest defensively or otherwise reduce the risk of loss during market downturns.

Market risk includes the risk that a particular style of investing, such as growth or value, may underperform the market generally. The market value of the securities in which the Fund invests may go up or down in response to the prospects of individual companies, particular sectors or governments and/or general economic conditions through-

---

## FlexShares® Credit-Scored US Long Corporate Bond Index Fund (cont.)

---

out the world due to increasingly interconnected global economies and financial markets. As a result, whether or not the Fund invests in securities of issuers located in or with significant exposure to the countries directly affected, the value and liquidity of the Fund's investments may be negatively affected. Securities markets may experience great short-term volatility and may fall sharply at times. Different markets may behave differently from each other and a foreign market may move in the opposite direction from the U.S. market.

Price changes may be temporary or last for extended periods. You could lose money over short periods due to fluctuation in the market prices of the Fund's shares in response to market movements, and over longer periods during market downturns.

**Passive Investment Risk** is the risk that the Fund is not actively managed and NTI does not attempt to take defensive positions in any market conditions, including declining markets.

**Tracking Error Risk** is the risk that the Fund's performance may vary substantially from the performance of the Underlying Index. The Fund's performance may vary from the performance of the Underlying Index for a number of reasons including that the Fund incurs operating expenses that the Underlying Index does not and that the Fund accepts custom baskets. In addition, the Fund employs a representative sampling strategy, and therefore, may incur tracking error to a greater extent than a fund that seeks to replicate an index. The representative sampling strategy used by NTI may fail to produce the intended results.

**Authorized Participant Concentration Risk** is the risk that the Fund may be adversely affected because it has a limited number of institutions that act as authorized participants ("Authorized Participants"). Only an Authorized Participant may engage in creation or redemption transactions directly with the Fund and none of those Authorized Participants is obligated to engage in creation and/or redemption transactions. To the extent that these institutions exit the business or are unable to proceed with creation and/or redemption orders with respect to the Fund and no other Authorized Participant is able to step forward to create or redeem Creation Units (as defined below), Fund shares may trade at a discount to NAV and possibly face trading halts and/or delisting.

**Calculation Methodology Risk** is the risk that the Underlying Index's calculation methodology or sources of information may not provide an accurate assessment of included issuers or correct valuation of securities, nor is the availability or timeliness of the production of the Index guaranteed. A security included in an Underlying Index may not exhibit the characteristic or provide the specific exposure for which it was selected and consequently a Fund's holdings may not exhibit returns consistent with that characteristic or exposure. Unusual market conditions may cause the provider of the Underlying Index to postpone a scheduled rebalance, which could cause the Underlying Index to vary from its normal or expected composition.

**Market Trading Risk** is the risk that the Fund faces because its shares are listed on a securities exchange, including the potential lack of an active market for Fund shares, losses from trading in secondary markets, periods of high volatility and disruption in the creation/redemption process of the Fund. ANY OF THESE FACTORS MAY LEAD TO THE FUND'S SHARES TRADING AT A PREMIUM OR DISCOUNT TO NAV.

Trading in Fund shares may be halted due to market conditions or for reasons that, in the view of its listing exchange, make trading in the shares inadvisable. The market prices of Fund shares will generally fluctuate in accordance with changes in its NAV, changes in the relative supply of, and demand for, Fund shares, and changes in the liquidity, or the perceived liquidity, of the Fund's holdings.

**Concentration Risk** is the risk that, to the extent the Fund's investments are concentrated in the securities of issuers in a particular region, country, market, industry, sector or asset class, the Fund may be subject to increased price volatility and may be more susceptible to adverse economic, market, political or regulatory occurrences affecting that region, country, market, industry, sector or asset class.

**Credit (or Default) Risk** is the risk that the inability or unwillingness of an issuer or guarantor of a fixed-income security, or a counterparty to a TBA, repurchase or other transaction, to meet its payment or other financial obligations will adversely affect the value of the Fund's investments and its returns. The credit quality of a debt security or of the issuer of a debt security held by the Fund could deteriorate rapidly, which may impair the Fund's liquidity



---

## FlexShares<sup>®</sup> Credit-Scored US Long Corporate Bond Index Fund (cont.)

---

or cause a deterioration in the Fund's NAV. Although the Underlying Index is designed to measure a portfolio of bonds of companies with higher credit quality and low risk of default relative to the Parent Index, there is no assurance that the Underlying Index or Fund will be comprised of such securities or that companies that have historically exhibited fundamentals consistent with high credit quality will continue to exhibit such fundamentals. The Fund could also be delayed or hindered in its enforcement of rights against an issuer, guarantor or counterparty. The degree of credit risk depends on the issuer's or counterparty's financial condition and on the terms of the securities.

**Cyber Security and Operational Risk** is the risk that the Fund and its service providers may experience disruptions that arise from breaches in cyber security, human error, processing and communications errors, counterparty or third-party errors, technology or systems failures, any of which may have an adverse impact on the Fund. Failures or breaches of the electronic systems of the Fund, the Investment Adviser, distributor, and other service providers, market makers, index providers, Authorized Participants or the issuers of securities in which the Fund invests have the ability to cause disruptions and negatively impact the Fund's business operations, potentially resulting in financial losses to the Fund and its shareholders. Among other situations, disruptions (for example, pandemics or health crises) that cause prolonged periods of remote work or significant employee absences at the Fund's service providers could impact the ability to conduct the Fund's operations. The Fund and Investment Adviser have limited ability to prevent or mitigate cybersecurity incidents affecting third-party service providers, and such third-party service providers may have limited indemnification obligations to the Fund or Investment Adviser. Issuers of securities in which the Fund invests are also subject to cybersecurity risks, and the value of these securities could decline if the issuers experience cyber-attacks or other cyber-failures.

**Debt Extension Risk** is the risk that an issuer will exercise its right to pay principal on an obligation held by the Fund later than expected. This may happen during a period of rising interest rates. Under these circumstances, the value of the obligation will decrease and the Fund will suffer from the inability to invest in higher yielding securities.

**Derivatives Risk** is the risk that derivatives may pose risks in addition to and greater than those associated with investing directly in securities, currencies and other instru-

ments, may be illiquid or less liquid, more volatile, more difficult to value and leveraged so that small changes in the value of the underlying instrument may produce disproportionate losses to the Fund. Derivatives are also subject to counterparty risk, which is the risk that the other party to the transaction will not perform its contractual obligations. The use of derivatives is a highly specialized activity that involves investment techniques and risks different from those associated with investments in more traditional securities and instruments.

**Financial Sector Risk** is the risk that the Fund will be impacted by events affecting the financial sector if it invests a relatively large percentage of its assets in that sector, adversely affecting the Fund's performance. The financial sector can be significantly affected by changes in interest rates, government regulation, the rate of corporate and consumer debt defaulted, price competitions and the availability and cost of capital funds, among other factors. The impact of changes in capital requirements and recent or future regulation of any individual financial company, or of the financials sector as a whole, cannot be predicted. In recent years, cyberattacks and technology malfunctions and failures have become increasingly frequent in this sector and have caused significant losses to companies in this sector, which may negatively impact the Fund.

**High Portfolio Turnover Risk** is the risk that active and frequent trading of the Fund's portfolio securities may result in increased transaction costs to the Fund, including brokerage commissions, dealer mark-ups and other transaction costs, which could reduce the Fund's return.

**Interest Rate/Maturity Risk** is the risk that the value of the Fund's fixed-income assets will decline because of rising interest rates. The magnitude of this decline will often be greater for longer-term fixed-income securities than shorter-term fixed-income securities. Duration is a measure used to determine the sensitivity of a security's price to changes in interest rates. The longer a security's duration, the more sensitive it will be to changes in interest rates. Recent and any future declines in interest rate levels could cause the Fund's earnings to fall below the Fund's expense ratio, resulting in a negative yield and a decline in the Fund's share price. An increase in interest rates may cause investors to move out of fixed incomes securities on a large scale, which could adversely affect the price of fixed

---

## FlexShares<sup>®</sup> Credit-Scored US Long Corporate Bond Index Fund (cont.)

---

income securities, lead to heightened volatility in the fixed-income markets and may adversely affect the liquidity of certain fixed-income investments.

**Liquidity Risk** is the risk that certain portfolio securities may be less liquid than others, which may make them difficult or impossible to sell at the time and the price that the Fund would like, adversely affecting the value of the Fund's investments and its returns. Illiquid investments may be harder to value, especially in changing markets, and if the Fund is forced to sell these investments to meet redemption requests or for other cash needs, the Fund may suffer a loss. Liquidity Risk may result from the lack of an active market, reduced number and capacity of traditional market participants to make a market in fixed income securities, and may be magnified in a rising interest rate environment or other circumstances where investor redemptions from fixed income funds may be higher than normal, causing increased supply in the market due to selling activity. The market for certain investments may become illiquid under adverse market or economic conditions independent of any specific adverse changes in the conditions of a particular issuer. In such cases, the Fund, due to limitations on investments in illiquid securities and/or purchasing and selling such investments, may be unable to achieve a high degree of correlation with the Underlying Index. Additionally, in adverse market conditions, the Fund's market price may begin to reflect illiquidity or pricing uncertainty of the Fund's portfolio securities. This could lead to the Fund's shares trading at a price that is higher or lower than the Fund's NAV. At times, such differences may be significant.

**Non-Diversification Risk** is the risk that Fund performance may depend on the performance of a small number of issuers because the Fund may invest a large percentage of its assets in securities issued by or representing a small number of issuers.

**Non-U.S. Issuer Risk** is the risk the Fund faces because it may invest in U.S. dollar denominated bonds of non-U.S. corporations to the extent such bonds are included in the Underlying Index. The Fund's investments in bonds of non-U.S. issuers may involve certain risks that are greater than those associated with investments in securities of U.S. issuers. These include the risks of adverse economic, political, diplomatic, financial and regulatory conditions that may affect non-U.S. issuers.

**Prepayment (or Call) Risk** is the risk that an issuer of a security held by the Fund may "call" or prepay the security before its stated maturity, during periods of falling interest rates, e.g., which may result in the Fund having to invest the proceeds at lower interest rates, resulting in a decline in the Fund's income and accordingly, a decline in the Fund's NAV. Issuers may be more likely to prepay when interest rates fall, when credit spreads change, or when an issuer's credit quality improves. If this happens, the Fund may be unable to recoup all of its initial investment and will also suffer from having to reinvest in lower yielding securities. The Fund may also lose any premium it paid to purchase the securities.

**Securities Lending Risk** is the risk that the Fund may lose money because the borrower of the loaned securities fails to return the securities in a timely manner or at all. The Fund could also lose money in the event of a decline in the value of collateral provided for loaned securities or a decline in the value of any investments made with cash collateral.

**Valuation Risk** is the risk that the sale price the Fund could receive for a portfolio security may differ from the Fund's valuation of the security, particularly for securities that trade in low volume or volatile markets or that are valued using a fair value methodology. In addition, the value of the securities in the Fund's portfolio may change on days when shareholders will not be able to purchase or sell the Fund's shares. The Fund relies on various sources to calculate its NAV. The information may be provided by third parties that are believed to be reliable, but the information may not be accurate due to errors by such pricing sources, technological issues or otherwise.

**It is possible to lose money on an investment in the Fund. An investment in the Fund is not a deposit of any bank and is not insured or guaranteed by the Federal Deposit Insurance Corporation, any other government agency, or The Northern Trust Company, its affiliates, subsidiaries or any other bank.**

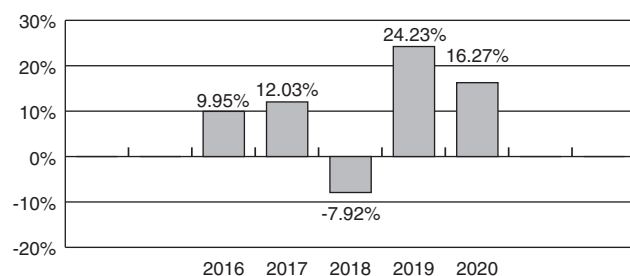
### Fund Performance \*

The bar chart and table that follow show how the Fund has performed on a calendar year basis and provide an indication of the risks of investing in the Fund. Past performance (before and after taxes) does not necessarily indicate how

# FlexShares<sup>®</sup> Credit-Scored US Long Corporate Bond Index Fund (cont.)

the Fund will perform in the future. Updated information on the Fund's performance results can be obtained by visiting [flexshares.com](http://flexshares.com).

## Calendar Year Total Returns



For the periods in the bar chart above:

Best Quarter (6/30/2020): 11.57%

Worst Quarter (12/31/2016): -5.56%

## Average Annual Total Returns

(for the periods ended December 31, 2020)

	One Year	Five Year	Since Inception of Fund	Inception Date of Fund
Before Taxes	16.27%	10.37%	9.55%	9/23/2015
After Taxes on Distributions	13.69%	8.29%	7.48%	—
After Taxes on Distributions and Sale of Shares	10.05%	7.18%	6.51%	—
Bloomberg Barclays Long U.S. Corporate Bond Index <sup>**</sup>	13.94%	10.24%	9.42%	—
Hybrid Northern Trust Credit-Scored US Long Corporate Bond Index <sup>SM</sup> /Northern Trust US Long Corporate Bond Quality Value Index <sup>SM***</sup>	17.46%	11.09%	10.20%	—

\* Effective May 1, 2020, the Fund's principal investment strategies were revised.

\*\* Reflects no deduction for fees, expenses or taxes.

\*\*\* The hybrid index performance information reflects the performance of the Northern Trust Credit-Scored US Long Corporate Bond Index<sup>SM</sup> (Previous Index) through April 30, 2020 and the Northern Trust US Long Corporate Bond Quality Value Index<sup>SM</sup> thereafter. The Previous Index terminated as of May 1, 2020.

After-tax returns are calculated using the historical highest individual federal marginal income tax rates and do not reflect the impact of state and local taxes. Actual after-tax returns depend on an investor's tax situation and may differ from those shown. After-tax returns shown are not relevant to investors who hold shares through tax-deferred arrangements, such as 401(k) plans or individual retirement plans. After-tax returns may exceed the return before taxes due to an assumed tax benefit from realizing a capital loss on a sale of Fund shares.

## Management

**Investment Adviser and Portfolio Managers.** Northern Trust Investments, Inc., a subsidiary of Northern Trust Corporation, serves as the Investment Adviser of the Fund. Brandon P. Ferguson and Eric R. Williams, each a Vice President of Northern Trust Investments, Inc., have served as Portfolio Managers of the Fund since its inception and September 2020, respectively.

## Purchase and Sale of Fund Shares

The Fund is an exchange-traded fund (commonly referred to as an "ETF"). Individual Fund shares may only be purchased and sold in the secondary market through a broker-dealer. The price of Fund shares is based on market price, and because ETF shares trade at market prices rather than NAV, shares may trade at a price greater than NAV (a premium) or less than NAV (a discount). An investor may incur costs attributable to the difference between the highest price a buyer is willing to pay to purchase shares of the Fund (bid) and the lowest price a seller is willing to accept for shares of the Fund (ask) when buying or selling shares in the secondary market ("the bid-ask spread"). Recent information, including information about the Fund's NAV, market price, premiums and discounts, and bid-ask spreads, is included on the Fund's website at [flexshares.com](http://flexshares.com).

---

## FlexShares<sup>®</sup> Credit-Scored US Long Corporate Bond Index Fund (cont.)

---

### **Tax Information**

The Fund's distributions are generally taxable to you as ordinary income, capital gains, or a combination of the two, unless you are investing through a tax-exempt or tax-deferred arrangement, such as a 401(k) plan or an individual retirement account. Distributions may be taxable upon withdrawal from tax-deferred accounts.

### **Payments to Brokers-Dealers and Other Financial Intermediaries**

If you purchase the Fund through a broker-dealer or other financial intermediary (such as a bank), NTI and its related companies may pay the intermediary for activities related to the marketing and promotion of the Fund. These payments may create a conflict of interest by influencing the broker-dealer or other intermediary and your salesperson to recommend the Fund over another investment. Ask your salesperson or visit your financial intermediary's website for more information.

# FlexShares<sup>®</sup> High Yield Value-Scored Bond Index Fund

## Investment Objective

The Fund seeks investment results that correspond generally to the price and yield performance, before fees and expenses, of the Northern Trust High Yield Value-Scored US Corporate Bond Index<sup>SM</sup> (the “Underlying Index”).

## Fees and Expenses of the Fund

This table describes the fees and expenses that you may pay if you buy, hold and sell shares of the Fund. Under the Fund’s Investment Advisory Agreement, the Fund is responsible for the following expenses: interest expenses, brokerage commissions and other trading expenses, fees and expenses of the independent trustees and their independent legal counsel, taxes and other extraordinary costs such as litigation and other expenses not incurred in the ordinary course of business. You will also incur usual and customary brokerage commissions and fees to financial intermediaries when buying or selling shares of the Fund in the secondary market, which are not reflected in the example that follows:

Annual Fund Operating Expenses (expenses that you pay each year as a percentage of the value of your investment)	
Management Fees	0.37%
Distribution (12b-1) Fees	0.00%
Other Expenses	0.01%
Total Annual Fund Operating Expenses	0.38%
Expense Reimbursement <sup>(1)</sup>	-0.01%
Total Annual Fund Operating Expenses After Expense Reimbursement	0.37%

<sup>(1)</sup> Northern Trust Investments, Inc. (“NTI” or the “Investment Adviser”) has contractually agreed to reimburse a portion of the operating expenses of the Fund (other than Acquired Fund Fees and Expenses) to the extent the “Total Annual Fund Operating Expenses” exceed 0.37%. This contractual limitation may not be terminated before March 1, 2022 without the approval of the Fund’s Board of Trustees. The Fund’s Board of Trustees may terminate the contractual agreement at any time if it determines that it is in the best interest of the Fund and its shareholders.

## Example

The following Example is intended to help you compare the cost of investing in the Fund with the cost of investing in other funds. The Example assumes that you invest \$10,000 in the Fund for the time periods indicated and then redeem all of your shares at the end of those periods. The Example also assumes that your investment has a 5%

return each year and that the Fund’s operating expenses remain the same (taking into account the expense reimbursement arrangement for one year). Although your actual costs may be higher or lower, based on these assumptions your costs would be:

1 Year	\$ 38
3 Years	\$ 121
5 Years	\$ 212
10 Years	\$ 479

**Portfolio Turnover.** The Fund pays transaction costs, such as commissions, when it buys and sells securities (or “turns over” its portfolio). A higher portfolio turnover rate may indicate higher transaction costs and may result in higher taxes when Fund shares are held in a taxable account. These costs, which are not reflected in annual fund operating expenses or in the Example, affect the Fund’s performance. Portfolio turnover may vary from year to year, as well as within a year. During the most recent fiscal year, the Fund’s portfolio turnover rate was 95% of the average value of its portfolio.

## Principal Investment Strategies

The Underlying Index reflects the performance of a broad universe of US-dollar denominated high yield corporate bonds that seeks a higher total return than the overall high yield corporate bond market, as represented by the Northern Trust High Yield US Corporate Bond Index<sup>SM</sup> (the “Parent Index”). The securities included in the Underlying Index are a subset of the securities included in the Parent Index, which is a market-capitalization weighted index comprised of US dollar-denominated high yield corporate bonds.

The Underlying Index begins with the Parent Index and then follows a rules-based methodology to select and weight securities, subject to certain constraints, to optimize exposure to a proprietary value score, as determined by NTI acting in its capacity as index provider (“Index Provider”). The value score is a quantitative measure of the relative attractiveness of each security’s valuation compared to its market price and is computed based on market and fundamental measures, including default risk. Utilizing the value score, the Underlying Index seeks to select bonds that are trading at market prices which are lower relative to levels implied by their fundamentals, thus creating an oppor-



---

## FlexShares<sup>®</sup> High Yield Value-Scored Bond Index Fund (cont.)

---

tunity for potential capital appreciation and higher income to the broader market reflected by the Parent Index. In addition, at the time of index reconstitution, the weightings of the Underlying Index's constituent securities are adjusted such that the effective duration and sector exposures of the Underlying Index are similar to those of the Parent Index. Issuer and issue exposures are also constrained to manage concentration risk.

In order to be eligible for inclusion in the Parent Index, a security must be a US-dollar denominated corporate bond that is publicly offered in the U.S. or offered pursuant to Rule 144A under the Securities Act of 1933, with or without registration rights. A security also must be rated below investment grade and not in default (a rating within Ca/C-/C- to Ba1/BB+/BB+) by at least one Nationally Recognized Statistical Rating Organization ("NRSRO"). Bonds that are rated investment grade status or that enter into default post reconstitution are removed at the next scheduled reconstitution. In addition, a security eligible for inclusion in the Parent Index must have (i) a final time to stated maturity of at least 18 months from the date of its issuance, (ii) a remaining stated maturity that is greater than or equal to one year at the time of each reconstitution and (iii) an outstanding principal balance of least \$150 million at the time of each constitution of the Parent Index. Accordingly, the Fund does not have any portfolio maturity limitation and may invest its assets from time to time in instruments with varying maturities.

The inception date of the Underlying Index was April 30, 2018. As of December 31, 2020, there were 964 issues in the Underlying Index. The components of the Underlying Index and exposure to certain countries may change over time. The Underlying Index is governed by transparent, objective rules for security selection, exclusion, rebalancing and adjustments for corporate actions. The Underlying Index is reconstituted monthly.

The Underlying Index of the Fund will be rebalanced or reconstituted as described above under normal market conditions. During periods of market disruption or other abnormal market conditions, the rebalancing or reconstitution of the Fund's Underlying Index may be delayed.

NTI uses a "passive" or indexing approach to try to achieve the Fund's investment objective. Unlike many investment companies, the Fund does not try to "beat" the index it

tracks and does not seek temporary defensive positions when markets decline or appear overvalued. In addition to tracking the performance of the Underlying Index, the Investment Adviser seeks to minimize portfolio turnover and tax inefficiencies.

NTI intends to use representative sampling strategy to manage the Fund. "Representative sampling" is investing in a representative sample of securities that collectively has an investment profile similar to the Underlying Index. The Fund may or may not hold all of the securities that are included in the Underlying Index. The Fund reserves the right to invest in substantially all of the securities in its Underlying Index in approximately the same proportions (i.e., replication) if NTI determines that it is in the best interest of the Fund.

The Fund generally will invest under normal circumstances at least 80% of its total assets (exclusive of collateral held from securities lending) in the securities of its Underlying Index. The Fund may also invest up to 20% of its assets in cash and cash equivalents, including shares of money market funds advised by NTI or its affiliates, futures contracts and options on futures, as well as securities not included in the Underlying Index, but which NTI believes will help the Fund track its Underlying Index.

The Underlying Index is created and sponsored by NTI, as the Index Provider. NTI also serves as the investment adviser to the Fund. The Index Provider determines the composition and relative weightings of the securities in the Underlying Index and publishes information regarding the market value of the Underlying Index.

The Fund may lend securities representing up to one-third of the value of the Fund's total assets (including the value of the collateral received).

**Industry Concentration Policy.** The Fund will concentrate its investments (i.e., hold 25% or more of its total assets) in a particular industry or group of industries to approximately the same extent that the Underlying Index is concentrated.

### Principal Risks

As with any investment, you could lose all or part of your investment in the Fund, and the Fund's performance could trail that of other investments. The Fund is subject to certain risks, including the principal risks noted below, any of

---

## FlexShares<sup>®</sup> High Yield Value-Scored Bond Index Fund (cont.)

---

which may adversely affect the Fund's net asset value ("NAV"), trading price, yield, total return and ability to meet its investment objective. Each risk noted below is considered a principal risk of investing in the Fund, regardless of the order in which it appears. The significance of each risk factor below may change over time and you should review each risk factor carefully.

**High Yield Securities Risk** is the risk that the Fund will be subject to greater credit risk, price volatility and risk of loss than if it invested primarily in investment grade securities, which can adversely impact the Fund's return and NAV. High yield securities are considered highly speculative and are subject to increased risk of an issuer's inability to make principal and interest payments. The Underlying Index is designed to be comprised of securities with the potential for higher yields as compared to the overall high yield corporate bond market. As such, the Fund is expected to exhibit greater sensitivity to market fluctuations.

**Distressed Securities Risk** is the substantial risk of investing in distressed securities that is in addition to the risks of investing in non-investment grade securities generally. NTI defines securities issued by companies whose financial condition is troubled or uncertain and that may be involved in bankruptcy proceedings, reorganizations or financial restructurings as "distressed securities." Distressed securities are speculative and involve a substantial risk that principal will not be paid. In addition, the Fund will generally not receive interest payments on the distressed securities and may incur costs to protect its investment. These securities may present a substantial risk of default. The Fund may incur additional expenses to the extent it is required to seek recovery upon a default in the payment of principal or interest on its portfolio holdings. In any reorganization or liquidation proceeding relating to a portfolio company, the Fund may lose its entire investment or may be required to accept cash or securities with a value less than its original investment. Distressed securities and any securities received in an exchange for such securities may be subject to restrictions on resale.

**Substantial Volatility Risk** is the risk that the value of the securities in the Fund's portfolio may fluctuate, sometimes rapidly and unpredictably at a greater level than the overall market. There is a risk that the Fund could have substantial volatility.

**Value Score Risk** is the risk that the Fund's investment in companies whose securities are believed to be undervalued will not appreciate in value as anticipated. Although the Underlying Index is designed to measure a portfolio of bonds of companies with the potential for higher yields and less risk of insolvency relative to the Parent Index, there is no assurance that the Underlying Index or Fund will be comprised of such securities. Accordingly, the Fund may be subject to greater credit risk, price volatility and risk of loss relative to the Parent Index.

**Industrial Sector Risk** is the risk that an investment may be significantly affected by, among other things, worldwide economic growth, supply and demand for specific products and services, rapid technological developments, international political and economic developments, environmental issues, and tax and governmental regulatory policies. As the demand for, or prices of, industrials increase, the value of the Fund's investments generally would be expected to also increase. Conversely, declines in the demand for, or prices of, industrials generally would be expected to contribute to declines in the value of such securities. Such declines may occur quickly and without warning and may negatively impact the value of the Fund and your investment.

**U.S. Issuer Risk** is the risk that certain changes in the U.S. economy, such as when the U.S. economy weakens or when its financial markets decline, may have an adverse effect on the securities to which the Fund has exposure.

**Income Risk** is the risk that the Fund's income may decline when interest rates fall. This decline can occur because the Fund must invest in lower-yielding bonds as bonds in its portfolio mature, bonds in the Underlying Index are substituted or the Fund otherwise needs to purchase additional bonds.

**Credit (or Default) Risk** is the risk that the inability or unwillingness of an issuer or guarantor of a fixed-income security, or a counterparty to a TBA, repurchase or other transaction, to meet its payment or other financial obligations will adversely affect the value of the Fund's investments and its returns. The credit quality of a debt security or of the issuer of a debt security held by the Fund could deteriorate rapidly, which may impair the Fund's liquidity or cause a deterioration in the Fund's NAV. The Fund could also be delayed or hindered in its enforcement of rights

---

## FlexShares<sup>®</sup> High Yield Value-Scored Bond Index Fund (cont.)

---

against an issuer, guarantor or counterparty. The degree of credit risk depends on the issuer's or counterparty's financial condition and on the terms of the securities.

**Market Risk** is the risk that the value of the Fund's investments may increase or decrease in response to expected, real or perceived economic, political or financial events in the U.S. or global markets. The frequency and magnitude of such changes in value cannot be predicted. Certain securities and other investments held by the Fund may experience increased volatility, illiquidity, or other potentially adverse effects in response to changing market conditions, inflation, changes in interest rates, lack of liquidity in the bond or equity markets, or volatility in the equity markets. Market disruptions caused by local or regional events such as war, acts of terrorism, the spread of infectious illness (including epidemics and pandemics) or other public health issues, recessions or other events or adverse investor sentiment could have a significant impact on the Fund and its investments and could result in the Fund's shares trading at increased premiums or discounts to the Fund's NAV. An outbreak of COVID-19, a respiratory disease caused by a novel coronavirus, has negatively affected the worldwide economy, the financial health of individual companies and the market in significant and unforeseen ways. The future impact of COVID-19 is currently unknown. The effects to public health, business and market conditions resulting from the COVID-19 pandemic may have a significant negative impact on the performance of the Fund's investments. During periods of market disruption or other abnormal market conditions, the Fund's exposure to the risks described elsewhere in this summary will likely increase. Market disruptions, regulatory restrictions or other abnormal market conditions could have an adverse effect on the Fund's ability to adjust its exposure to the required levels in order to track its Underlying Index or cause delays in the Underlying Index's rebalancing or reconstitution schedule. During any such delay, it is possible that the Underlying Index and, in turn, the Fund will deviate from the Underlying Index's stated methodology and therefore experience returns different than those that would have been achieved under a normal rebalancing or reconstitution schedule. Because the Fund is designed to maintain a high level of exposure to its Underlying Index at all times, it will not take any steps to invest defensively or otherwise reduce the risk of loss during market downturns.

Market risk includes the risk that a particular style of investing, such as growth or value, may underperform the market generally. The market value of the securities in which the Fund invests may go up or down in response to the prospects of individual companies, particular sectors or governments and/or general economic conditions throughout the world due to increasingly interconnected global economies and financial markets. As a result, whether or not the Fund invests in securities of issuers located in or with significant exposure to the countries directly affected, the value and liquidity of the Fund's investments may be negatively affected. Securities markets may experience great short-term volatility and may fall sharply at times. Different markets may behave differently from each other and a foreign market may move in the opposite direction from the U.S. market.

Price changes may be temporary or last for extended periods. You could lose money over short periods due to fluctuation in the market prices of the Fund's shares in response to market movements, and over longer periods during market downturns.

**Passive Investment Risk** is the risk that the Fund is not actively managed and NTI does not attempt to take defensive positions in any market conditions, including declining markets.

**Tracking Error Risk** is the risk that the Fund's performance may vary substantially from the performance of the Underlying Index. The Fund's performance may vary from the performance of the Underlying Index for a number of reasons including that the Fund incurs operating expenses that the Underlying Index does not and that the Fund accepts custom baskets. In addition, the Fund employs a representative sampling strategy, and therefore, may incur tracking error to a greater extent than a fund that seeks to replicate an index. The representative sampling strategy used by NTI may fail to produce the intended results.

**Authorized Participant Concentration Risk** is the risk that the Fund may be adversely affected because it has a limited number of institutions that act as authorized participants ("Authorized Participants"). Only an Authorized Participant may engage in creation or redemption transactions directly with the Fund and none of those Authorized Participants is obligated to engage in creation and/or redemption transactions. To the extent that these institutions exit

---

## FlexShares<sup>®</sup> High Yield Value-Scored Bond Index Fund (cont.)

---

the business or are unable to proceed with creation and/or redemption orders with respect to the Fund and no other Authorized Participant is able to step forward to create or redeem Creation Units (as defined below), Fund shares may trade at a discount to NAV and possibly face trading halts and/or delisting.

**Calculation Methodology Risk** is the risk that the Underlying Index's calculation methodology or sources of information may not provide an accurate assessment of included issuers or correct valuation of securities, nor is the availability or timeliness of the production of the Index guaranteed. A security included in an Underlying Index may not exhibit the characteristic or provide the specific exposure for which it was selected and consequently a Fund's holdings may not exhibit returns consistent with that characteristic or exposure. Unusual market conditions may cause the provider of the Underlying Index to postpone a scheduled rebalance, which could cause the Underlying Index to vary from its normal or expected composition.

**Market Trading Risk** is the risk that the Fund faces because its shares are listed on a securities exchange, including the potential lack of an active market for Fund shares, losses from trading in secondary markets, periods of high volatility and disruption in the creation/redemption process of the Fund. ANY OF THESE FACTORS MAY LEAD TO THE FUND'S SHARES TRADING AT A PREMIUM OR DISCOUNT TO NAV.

Trading in Fund shares may be halted due to market conditions or for reasons that, in the view of its listing exchange, make trading in the shares inadvisable. The market prices of Fund shares will generally fluctuate in accordance with changes in its NAV, changes in the relative supply of, and demand for, Fund shares, and changes in the liquidity, or the perceived liquidity, of the Fund's holdings.

**Concentration Risk** is the risk that, to the extent the Fund's investments are concentrated in the securities of issuers in a particular region, country, market, industry, sector or asset class, the Fund may be subject to increased price volatility and may be more susceptible to adverse economic, market, political or regulatory occurrences affecting that region, country, market, industry, sector or asset class.

**Cyber Security and Operational Risk** is the risk that the Fund and its service providers may experience disruptions that arise from breaches in cyber security, human error,

processing and communications errors, counterparty or third-party errors, technology or systems failures, any of which may have an adverse impact on the Fund. Failures or breaches of the electronic systems of the Fund, the Investment Adviser, distributor, and other service providers, market makers, index providers, Authorized Participants or the issuers of securities in which the Fund invests have the ability to cause disruptions and negatively impact the Fund's business operations, potentially resulting in financial losses to the Fund and its shareholders. Among other situations, disruptions (for example, pandemics or health crises) that cause prolonged periods of remote work or significant employee absences at the Fund's service providers could impact the ability to conduct the Fund's operations. The Fund and Investment Adviser have limited ability to prevent or mitigate cybersecurity incidents affecting third-party service providers, and such third-party service providers may have limited indemnification obligations to the Fund or Investment Adviser. Issuers of securities in which the Fund invests are also subject to cybersecurity risks, and the value of these securities could decline if the issuers experience cyber-attacks or other cyber-failures.

**Debt Extension Risk** is the risk that an issuer will exercise its right to pay principal on an obligation held by the Fund later than expected. This may happen during a period of rising interest rates. Under these circumstances, the value of the obligation will decrease and the Fund will suffer from the inability to invest in higher yielding securities.

**Derivatives Risk** is the risk that derivatives may pose risks in addition to and greater than those associated with investing directly in securities, currencies and other instruments, may be illiquid or less liquid, more volatile, more difficult to value and leveraged so that small changes in the value of the underlying instrument may produce disproportionate losses to the Fund. Derivatives are also subject to counterparty risk, which is the risk that the other party to the transaction will not perform its contractual obligations. The use of derivatives is a highly specialized activity that involves investment techniques and risks different from those associated with investments in more traditional securities and instruments.

**High Portfolio Turnover Risk** is the risk that active and frequent trading of the Fund's portfolio securities may result in increased transaction costs to the Fund, including brokerage commissions, dealer mark-ups and other transaction costs, which could reduce the Fund's return.



---

## FlexShares<sup>®</sup> High Yield Value-Scored Bond Index Fund (cont.)

---

**Interest Rate/Maturity Risk** is the risk that the value of the Fund's fixed-income assets will decline because of rising interest rates. The magnitude of this decline will often be greater for longer-term fixed-income securities than shorter-term fixed-income securities. Duration is a measure used to determine the sensitivity of a security's price to changes in interest rates. The longer a security's duration, the more sensitive it will be to changes in interest rates. Recent and any future declines in interest rate levels could cause the Fund's earnings to fall below the Fund's expense ratio, resulting in a negative yield and a decline in the Fund's share price. An increase in interest rates may cause investors to move out of fixed income securities on a large scale, which could adversely affect the price of fixed income securities, lead to heightened volatility in the fixed-income markets and may adversely affect the liquidity of certain fixed-income investments.

**Liquidity Risk** is the risk that certain portfolio securities may be less liquid than others, which may make them difficult or impossible to sell at the time and the price that the Fund would like, adversely affecting the value of the Fund's investments and its returns. Illiquid investments may be harder to value, especially in changing markets, and if the Fund is forced to sell these investments to meet redemption requests or for other cash needs, the Fund may suffer a loss. Liquidity Risk may result from the lack of an active market, reduced number and capacity of traditional market participants to make a market in fixed income securities, and may be magnified in a rising interest rate environment or other circumstances where investor redemptions from fixed income funds may be higher than normal, causing increased supply in the market due to selling activity. The market for certain investments may become illiquid under adverse market or economic conditions independent of any specific adverse changes in the conditions of a particular issuer. In such cases, the Fund, due to limitations on investments in illiquid securities and/or purchasing and selling such investments, may be unable to achieve a high degree of correlation with the Underlying Index. Additionally, in adverse market conditions, the Fund's market price may begin to reflect illiquidity or pricing uncertainty of the Fund's portfolio securities. This could lead to the Fund's shares trading at a price that is higher or lower than the Fund's NAV. At times, such differences may be significant.

**Non-U.S. Issuer Risk** is the risk the Fund faces because it may invest in U.S. dollar denominated bonds of non-U.S. corporations to the extent such bonds are included in the

Underlying Index. The Fund's investments in bonds of non-U.S. issuers may involve certain risks that are greater than those associated with investments in securities of U.S. issuers. These include the risks of adverse economic, political, diplomatic, financial and regulatory conditions that may affect non-U.S. issuers.

**Prepayment (or Call) Risk** is the risk that an issuer of a security held by the Fund may "call" or prepay the security before its stated maturity, during periods of falling interest rates, e.g., which may result in the Fund having to invest the proceeds at lower interest rates, resulting in a decline in the Fund's income and accordingly, a decline in the Fund's NAV. Issuers may be more likely to prepay when interest rates fall, when credit spreads change, or when an issuer's credit quality improves. If this happens, the Fund may be unable to recoup all of its initial investment and will also suffer from having to reinvest in lower yielding securities. The Fund may also lose any premium it paid to purchase the securities.

**Securities Lending Risk** is the risk that the Fund may lose money because the borrower of the loaned securities fails to return the securities in a timely manner or at all. The Fund could also lose money in the event of a decline in the value of collateral provided for loaned securities or a decline in the value of any investments made with cash collateral.

**Valuation Risk** is the risk that the sale price the Fund could receive for a portfolio security may differ from the Fund's valuation of the security, particularly for securities that trade in low volume or volatile markets or that are valued using a fair value methodology. In addition, the value of the securities in the Fund's portfolio may change on days when shareholders will not be able to purchase or sell the Fund's shares. The Fund relies on various sources to calculate its NAV. The information may be provided by third parties that are believed to be reliable, but the information may not be accurate due to errors by such pricing sources, technological issues or otherwise.

**It is possible to lose money on an investment in the Fund. An investment in the Fund is not a deposit of any bank and is not insured or guaranteed by the Federal Deposit Insurance Corporation, any other government agency, or The Northern Trust Company, its affiliates, subsidiaries or any other bank.**

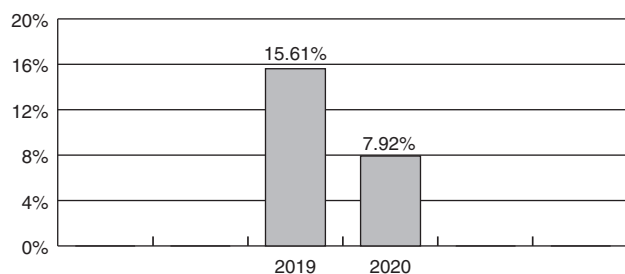


# FlexShares<sup>®</sup> High Yield Value-Scored Bond Index Fund (cont.)

## Fund Performance

The bar chart and table that follow show how the Fund has performed on a calendar year basis and provide an indication of the risks of investing in the Fund. Past performance (before and after taxes) does not necessarily indicate how the Fund will perform in the future. Updated information on the Fund's performance results can be obtained by visiting [flexshares.com](http://flexshares.com).

### Calendar Year Total Returns



### For the periods in the bar chart above:

Best Quarter (6/30/2020): 11.06%

Worst Quarter (3/31/2020): -14.42%

### Average Annual Total Returns

(for the periods ended December 31, 2020)

	One Year	Since Inception of Fund	Inception Date of Fund
Before Taxes	7.92%	7.57%	7/17/2018
After Taxes on Distributions	5.06%	4.41%	—
After Taxes on Distributions and Sale of Shares	4.53%	4.35%	—
ICE BofA Merrill Lynch <sup>®</sup> US High Yield Index*	6.17%	6.95%	—
Northern Trust High Yield Value-Scored US Corporate Bond Index <sup>SM*</sup>	10.75%	9.13%	—

\* Reflects no deduction for fees, expenses or taxes.

After-tax returns are calculated using the historical highest individual federal marginal income tax rates and do not reflect the impact of state and local taxes. Actual after-tax returns depend on an investor's tax situation and may dif-

fer from those shown. After-tax returns shown are not relevant to investors who hold shares through tax-deferred arrangements, such as 401(k) plans or individual retirement plans. After-tax returns may exceed the return before taxes due to an assumed tax benefit from realizing a capital loss on a sale of Fund shares.

## Management

**Investment Adviser and Portfolio Managers.** Northern Trust Investments, Inc., a subsidiary of Northern Trust Corporation, serves as the Investment Adviser of the Fund. Eric R. Williams, a Vice President of Northern Trust Investments, Inc., and Benjamin J. McCubbin have served as Portfolio Managers of the Fund since June 2020 and September 2020, respectively.

## Purchase and Sale of Fund Shares

The Fund is an exchange-traded fund (commonly referred to as an "ETF"). Individual Fund shares may only be purchased and sold in the secondary market through a broker-dealer. The price of Fund shares is based on market price, and because ETF shares trade at market prices rather than NAV, shares may trade at a price greater than NAV (a premium) or less than NAV (a discount). An investor may incur costs attributable to the difference between the highest price a buyer is willing to pay to purchase shares of the Fund (bid) and the lowest price a seller is willing to accept for shares of the Fund (ask) when buying or selling shares in the secondary market ("the bid-ask spread"). Recent information, including information about the Fund's NAV, market price, premiums and discounts, and bid-ask spreads, is included on the Fund's website at [flexshares.com](http://flexshares.com).

## Tax Information

The Fund's distributions are generally taxable to you as ordinary income, capital gains, or a combination of the two, unless you are investing through a tax-exempt or tax-deferred arrangement, such as a 401(k) plan or an individual retirement account. Distributions may be taxable upon withdrawal from tax-deferred accounts.

## Payments to Brokers-Dealers and Other Financial Intermediaries

If you purchase the Fund through a broker-dealer or other financial intermediary (such as a bank), NTI and its related companies may pay the intermediary for activities related to the marketing and promotion of the Fund. These pay-

---

## FlexShares<sup>®</sup> High Yield Value-Scored Bond Index Fund (cont.)

---

ments may create a conflict of interest by influencing the broker-dealer or other intermediary and your salesperson to recommend the Fund over another investment. Ask your salesperson or visit your financial intermediary's website for more information.

---

# Broad-Based Securities Market Indices

---

Bloomberg Barclays Intermediate U.S. Corporate Index is an index that measures the investment grade, fixed-rate, taxable corporate bond market.

Bloomberg Barclays Long U.S. Corporate Bond Index is an index that is designed to measure the performance of U.S. corporate bonds that have a maturity of greater than or equal to 10 years.

FTSE EPRA/NAREIT Developed Index<sup>SM</sup> is a free-float adjusted, market capitalization-weighted index designed to track the performance of listed real estate companies in developed countries worldwide.

ICE BofA Merrill Lynch® US High Yield Index is an index that tracks the performance of US dollar denominated 30-year, 20-year and 15-year fixed rate residential mortgage pass-through securities publicly issued by US agencies in the US domestic market.

MSCI ACWI Index is a market capitalization weighted index designed to provide a broad measure of equity-market performance throughout the world.

MSCI ACWI ex USA Index is an index that captures large- and mid-cap representation across 22 of 23 Developed Markets countries, excluding the United States.

MSCI WORLD INDEX captures large and mid cap representation across 23 Developed Markets countries. With 1,585 constituents, the index covers approximately 85% of the free float-adjusted market capitalization in each country.

MSCI EMERGING MARKETS INDEX captures large and mid cap representation across 27 Emerging Markets countries. With 1,397 constituents, the index covers approximately 85% of the free float-adjusted market capitalization in each country.

MSCI WORLD EX USA INDEX captures large and mid cap representation across 22 of 23 Developed Markets countries excluding the United States. With 964 constituents, the index covers approximately 85% of the free float-adjusted market capitalization in each country.

Russell 1000® Index is a free float-adjusted market capitalization index which measures the performance of the 1,000 largest companies in the Russell 3000 Index, based on market capitalization.

S&P 500 Index is a free float-adjusted market capitalization index consisting of 500 stocks and is a widely recognized common measure of the performance of the overall U.S. stock market.

---

# Additional Fund Information

---

This Prospectus describes twenty-five (25) Funds, which are currently offered by the FlexShares® Trust (the “Trust”) and provides information you need to make an informed decision about investing in the Funds. Please read this Prospectus carefully before you make any investment decisions. Additional information regarding the Funds is available at [flexshares.com](http://flexshares.com).

Northern Trust Investments, Inc. (“NTI” or the “Investment Adviser”) is the investment adviser to each Fund. Shares of the Funds are listed for trading on NYSE Arca, Inc. (other than shares of the FlexShares® Real Assets Allocation Index Fund and FlexShares® Credit-Scored US Corporate Bond Index Fund which are listed for trading on the NASDAQ Stock Market LLC (“NASDAQ”), and FlexShares® Morningstar US Market Factor Tilt Index Fund, FlexShares® US Quality Large Cap Index Fund, FlexShares® STOXX® US ESG Impact Index Fund, FlexShares® STOXX® Global ESG Impact Index Fund and FlexShares® Credit-Scored US Long Corporate Bond Index Fund, which are listed for trading on the CBOE BZX Exchange, Inc. (“Cboe BZX”). The market price for a share of a Fund may be different from that Fund’s most recent net asset value (“NAV”) per share.

Each Fund is designed to track an index. Each share of a Fund represents a partial ownership in an underlying portfolio of securities intended to track a market index. Unlike shares of mutual funds, which can be bought and redeemed from the issuing fund by all shareholders at a price based on NAV, shares of the Funds may be purchased or redeemed directly from the Funds at NAV solely by institutions that act as authorized participants (“Authorized Participants”). Also unlike shares of mutual funds, shares of the Funds are listed on a national securities exchange and trade in the secondary market at market prices that change throughout the day.

Each Fund may use a representative sampling or replication strategy to manage the Fund. “Representative sampling” is investing in a representative sample of securities that collectively has an investment profile similar to the Fund’s Underlying Index. Securities selected are expected to have, in the aggregate, investment characteristics (based on factors such as market capitalization and industry weightings), fundamental characteristics (such as return

variability, duration, maturity and yield) and liquidity measures similar to those of the Underlying Index. The Fund may or may not hold all of the securities that are included in the Underlying Index. “Replication” is an indexing strategy in which a Fund invests in substantially all of the securities in its Underlying Index in approximately the same proportions as in the Underlying Index.

The FlexShares® Real Assets Allocation Index Fund allocates and reallocates its assets among its Underlying Funds consistent with the allocation and reallocation of shares of the Underlying Funds in the Underlying Index, as determined by the Index Provider.

Each of the Underlying Funds seek investment results that correspond generally to the price and yield performance, before fees and expenses, of its underlying index. In managing each of the Underlying Funds, the Investment Adviser uses a representative sampling index strategy.

Each Fund invests in a particular segment of the securities markets and seeks to track the performance of a securities index that generally is not representative of the market as a whole. Each Fund is designed to be used as part of broader asset allocation strategies. Accordingly, an investment in a Fund should not constitute a complete investment program.

An index is a theoretical financial calculation while each Fund is an actual investment portfolio. The performance of a Fund and its respective Underlying Index may vary due to transaction costs, non-U.S. currency valuations, asset valuations, corporate actions (such as mergers and spin-offs), timing variances, and differences between the Fund’s portfolio and its Underlying Index resulting from legal restrictions (such as diversification requirements) that apply to the Fund but not to the Underlying Index or to the use of representative sampling. “Tracking error” is the divergence of the performance (return) of a Fund’s portfolio from that of its Underlying Index. NTI expects that, over time, each Fund’s tracking error will not exceed 5%. To the extent a Fund uses a representative sampling indexing strategy, it can be expected to have a larger tracking error than if it used a replication indexing strategy. Tracking variance is monitored by the Investment Adviser at least quarterly by comparing the performance of the Underlying Index to the performance of the Fund. In the event the performance of

---

## Additional Fund Information (cont.)

---

a Fund is not comparable to the performance of its Underlying Index, the Board of Trustees of the Trust (the “Board of Trustees”) will evaluate the reasons for the deviation and the availability of corrective measures.

Each Fund’s investment objective and its respective Underlying Index may be changed without shareholder approval. Each Fund has adopted a policy to provide its shareholders with at least 60 days’ prior written notice of any change to the Fund’s investment objective or its respective Underlying Index. If the Index Provider no longer calculates an Underlying Index of a Fund, if the Underlying Index is terminated for any reason, if the identity or the character of the Underlying Index is materially changed, or for any other reason determined by the Board of Trustees in good faith, the Board of Trustees determines that it is impracticable to substitute a replacement index, it will take whatever action is deemed to be in the best interests of the Fund’s shareholders.

On each business day, before commencement of trading on the Listing Exchange, each Fund will disclose on [flexshares.com](http://flexshares.com) the identities and quantities of each Fund’s portfolio holdings that will form the basis for each Fund’s calculation of NAV at the end of the business day.

*Additional Information about the FlexShares® Developed Markets ex-US Quality Low Volatility Index Fund.* The Index Provider classifies the following as developed market countries outside of the U.S.: Australia, Austria, Belgium, Canada, Denmark, Finland, France, Germany, Hong Kong, Ireland, Israel, Italy, Japan, Netherlands, New Zealand, Norway, Portugal, Singapore, Spain, Sweden, Switzerland and United Kingdom. The Index Provider determines the Large/Mid Cap companies within developed market countries at each Index reconstitution using the following formula: Developed market companies are sorted by their full market capitalization, and the full market capitalization of the smallest company within the top 85% is the Initial Large/Mid Cap Threshold. Developed Market Large/Mid Cap companies are those with market capitalization of at least 75% of the Initial Large/Mid Cap Threshold.

*Additional Information about FlexShares® Emerging Markets Quality Low Volatility Index Fund.* The Index Provider classifies the following as emerging market countries: Argentina, Brazil, Chile, China, Colombia, Czech Republic,

Egypt, Greece, Hungary, India, Indonesia, Korea, Kuwait, Malaysia, Mexico, Pakistan, Peru, Philippines, Poland, Qatar, Russia, Saudi Arabia, South Africa, Taiwan, Thailand, Turkey and United Arab Emirates. The Index Provider determines the Large/Mid Cap companies within emerging market countries at each Index reconstitution using the following formula: Emerging market companies are sorted by their full market capitalization, and the full market capitalization of the smallest company within the top 85% is the Initial Large/Mid Cap Threshold. Emerging Market Large/Mid Cap companies are those with market capitalization of at least 37.5% of the Initial Large/Mid Cap Threshold.



## Additional Fund Information (cont.)

### Additional Information About the Funds' Principal Risks

All investments carry some degree of risk that will affect the value of a Fund's investments, its investment performance and the price of its shares. As a result, loss of money is a risk of investing in each Fund. This section takes a closer look at some of the Funds' principal risks described under the "Fund Summary" for each Fund. A risk may still apply to a Fund although it is not a principal risk of investing in the Fund.

The FlexShares® Real Assets Allocation Index Fund may be exposed to these risks directly, or indirectly through the Fund's investments in the Underlying Funds.

The table below lists the principal risks that are discussed in each "Fund Summary" above and in this section.

	FlexShares® US Quality Low Volatility Index Fund	FlexShares® Developed Markets ex-US Quality Low Volatility Index Fund	FlexShares® Emerging Markets Quality Low Volatility Index Fund	FlexShares® Morningstar US Market Factor Tilt Index Fund	FlexShares® Morningstar Developed Markets ex-US Factor Tilt Index Fund	FlexShares® Morningstar Emerging Markets Factor Tilt Index Fund	FlexShares® US Quality Large Cap Index Fund	FlexShares® STOXX® US ESG Impact Index Fund	FlexShares® STOXX® Global ESG Impact Index Fund	FlexShares® Morningstar Global Upstream Natural Resources Index Fund
Authorized Participant Concentration Risk	✓	✓	✓	✓	✓	✓	✓	✓	✓	✓
Calculation Methodology Risk	✓	✓	✓	✓	✓	✓	✓	✓	✓	✓
Cash Transactions Risk										
China Investment Risk			✓			✓				
Concentration Risk	✓	✓	✓	✓	✓	✓	✓	✓	✓	✓
Corporate Bond Risk										
Credit (or Default) Risk										
Currency Risk		✓	✓		✓	✓			✓	✓
Cyber Security and Operational Risk	✓	✓	✓	✓	✓	✓	✓	✓	✓	✓
Debt Extension Risk										
Derivatives Risk	✓	✓	✓	✓	✓	✓	✓	✓	✓	✓
Distressed Securities Risk										
Dividend Risk										
Equity Securities Risk	✓	✓	✓	✓	✓	✓	✓	✓	✓	✓
ESG Investment Risk								✓	✓	
Financial Sector Risk	✓	✓	✓	✓	✓	✓				
Foreign Securities Risk		✓	✓		✓	✓			✓	✓

## Additional Fund Information (cont.)

	FlexShares <sup>®</sup> US Quality Low Volatility Index Fund	FlexShares <sup>®</sup> Developed Markets ex-US Quality Low Volatility Index Fund	FlexShares <sup>®</sup> Emerging Markets Quality Low Volatility Index Fund	FlexShares <sup>®</sup> Morningstar US Market Factor Tilt Index Fund	FlexShares <sup>®</sup> Morningstar Developed Markets ex-US Factor Tilt Index Fund	FlexShares <sup>®</sup> Morningstar Emerging Markets Factor Tilt Index Fund	FlexShares <sup>®</sup> US Quality Large Cap Index Fund	FlexShares <sup>®</sup> STOXX <sup>®</sup> US ESG Impact Index Fund	FlexShares <sup>®</sup> STOXX <sup>®</sup> Global ESG Impact Index Fund	FlexShares <sup>®</sup> Morningstar Global Upstream Natural Resources Index Fund
Emerging Markets Risk			✓			✓				✓
Fund of Funds Risk										
Global Natural Resources Risk										✓
High Portfolio Turnover Risk							✓			
High Yield Securities Risk										
Income Risk										
Industrial Sector Risk										
Inflation Protected Security Risk										
Information Technology Sector Risk	✓			✓			✓	✓	✓	
Infrastructure-Related Companies Risk										
Interest Rate Risk										
Interest Rate/Maturity Risk										
Japan Investment Risk		✓			✓					
Large Cap Risk	✓	✓	✓				✓	✓	✓	
Large Shareholder Risk	✓	✓	✓							
Liquidity Risk										
Low Volatility Risk	✓	✓	✓							
Market Risk	✓	✓	✓	✓	✓	✓	✓	✓	✓	✓
Market Trading Risk	✓	✓	✓	✓	✓	✓	✓	✓	✓	✓
Mid and Small Cap Stock Risk				✓	✓	✓				✓
Mid Cap Stock Risk	✓	✓	✓					✓	✓	
MLP Risk										
Model Risk										
Momentum Risk							✓			

## Additional Fund Information (cont.)

	FlexShares® US Quality Low Volatility Index Fund	FlexShares® Developed Markets ex-US Quality Low Volatility Index Fund	FlexShares® Emerging Markets Quality Low Volatility Index Fund	FlexShares® Morningstar US Market Factor Tilt Index Fund	FlexShares® Morningstar Developed Markets ex-US Factor Tilt Index Fund	FlexShares® Morningstar Emerging Markets Factor Tilt Index Fund	FlexShares® US Quality Large Cap Index Fund	FlexShares® STOXX® US ESG Impact Index Fund	FlexShares® STOXX® Global ESG Impact Index Fund	FlexShares® Morningstar Global Upstream Natural Resources Index Fund
Mortgage-Backed Pass-Through Securities Risk										
Non-Diversification Risk	✓	✓	✓							✓
Non-U.S. Issuer Risk										
Passive Investment Risk	✓	✓	✓	✓	✓	✓	✓	✓	✓	✓
Prepayment (or Call) Risk										
Quality Factor Risk	✓	✓	✓				✓			
Quality-Value Score Risk										
Real Assets Risk										
Real Estate Securities Risk										
REIT Risk										
Securities Lending Risk	✓	✓	✓	✓	✓	✓	✓	✓	✓	✓
Substantial Volatility Risk										
Tax Risk										
Tracking Error Risk	✓	✓	✓	✓	✓	✓	✓	✓	✓	✓
U.S. Government Securities Risk										
U.S. Issuer Risk	✓			✓			✓	✓	✓	✓
Valuation Risk	✓	✓	✓	✓	✓	✓	✓	✓	✓	✓
Value Investing Risk				✓	✓	✓	✓			
Value Score Risk										
Volatility Risk										

## Additional Fund Information (cont.)

	FlexShares® STOXX® Global Broad Infrastructure Index Fund	FlexShares® Global Quality Real Estate Index Fund	FlexShares® Real Assets Allocation Index Fund	FlexShares® Quality Dividend Index Fund	FlexShares® Quality Dividend Defensive Index Fund	FlexShares® Quality Dividend Dynamic Index Fund	FlexShares® International Quality Dividend Index Fund	FlexShares® International Quality Dividend Defensive Index Fund	FlexShares® International Quality Dividend Dynamic Index Fund	FlexShares® iBoxx 3-Year Target Duration TIPS Index Fund	FlexShares® iBoxx 5-Year Target Duration TIPS Index Fund	FlexShares® Disciplined Duration MBS Index Fund
Authorized Participant												
Concentration Risk	✓	✓	✓	✓	✓	✓	✓	✓	✓	✓	✓	✓
Calculation Methodology Risk	✓	✓	✓	✓	✓	✓	✓	✓	✓	✓	✓	✓
Cash Transactions Risk												✓
China Investment Risk												
Concentration Risk	✓	✓	✓	✓	✓	✓	✓	✓	✓			✓
Corporate Bond Risk												
Credit (or Default) Risk												✓
Currency Risk	✓	✓	✓				✓	✓	✓			
Cyber Security and Operational Risk	✓	✓	✓	✓	✓	✓	✓	✓	✓	✓	✓	✓
Debt Extension Risk												✓
Derivatives Risk	✓	✓	✓	✓	✓	✓	✓	✓	✓	✓	✓	✓
Distressed Securities Risk												
Dividend Risk				✓	✓	✓	✓	✓	✓			
Equity Securities Risk	✓	✓	✓	✓	✓	✓	✓	✓	✓			
ESG Investment Risk												
Financial Sector Risk							✓	✓	✓			
Foreign Securities Risk	✓	✓	✓				✓	✓	✓			
Emerging Markets Risk	✓	✓	✓				✓	✓	✓			
Fund of Funds Risk			✓									
Global Natural Resources Risk		✓										
High Portfolio Turnover Risk										✓		✓
High Yield Securities Risk												
Income Risk										✓	✓	✓

## Additional Fund Information (cont.)

	FlexShares® STOXX® Global Broad Infrastructure Index Fund	FlexShares® Global Quality Real Estate Index Fund	FlexShares® Real Assets Allocation Index Fund	FlexShares® Quality Dividend Index Fund	FlexShares® Quality Dividend Defensive Index Fund	FlexShares® Quality Dividend Dynamic Index Fund	FlexShares® International Quality Dividend Index Fund	FlexShares® International Quality Dividend Defensive Index Fund	FlexShares® International Quality Dividend Dynamic Index Fund	FlexShares® iBoxx 3-Year Target Duration TIPS Index Fund	FlexShares® iBoxx 5-Year Target Duration TIPS Index Fund	FlexShares® Disciplined Duration MBS Index Fund
Industrial Sector Risk												
Inflation Protected Security Risk										✓	✓	
Information Technology Sector Risk				✓	✓	✓						
Infrastructure-Related Companies Risk	✓		✓									
Interest Rate Risk	✓	✓	✓									
Interest Rate/Maturity Risk										✓	✓	✓
Japan Investment Risk												
Large Cap Risk				✓	✓	✓	✓	✓	✓			
Large Shareholder Risk												
Liquidity Risk												✓
Low Volatility Risk												
Market Risk	✓	✓	✓	✓	✓	✓	✓	✓	✓	✓	✓	✓
Market Trading Risk	✓	✓	✓	✓	✓	✓	✓	✓	✓	✓	✓	✓
Mid and Small Cap Stock Risk	✓	✓	✓				✓	✓	✓			
Mid Cap Stock Risk												
MLP Risk	✓		✓									
Model Risk			✓									
Momentum Risk		✓	✓									
Mortgage-Backed Pass-Through Securities Risk												✓
Non-Diversification Risk	✓	✓	✓							✓	✓	
Non-U.S. Issuer Risk												
Passive Investment Risk	✓	✓	✓	✓	✓	✓	✓	✓	✓	✓	✓	✓
Prepayment (or Call) Risk												✓



## Additional Fund Information (cont.)

	FlexShares® STOXX® Global Broad Infrastructure Index Fund	FlexShares® Global Quality Real Estate Index Fund	FlexShares® Real Assets Allocation Index Fund	FlexShares® Quality Dividend Index Fund	FlexShares® Quality Dividend Defensive Index Fund	FlexShares® Quality Dividend Dynamic Index Fund	FlexShares® International Quality Dividend Index Fund	FlexShares® International Quality Dividend Defensive Index Fund	FlexShares® International Quality Dividend Dynamic Index Fund	FlexShares® iBoxx 3-Year Target Duration TIPS Index Fund	FlexShares® iBoxx 5-Year Target Duration TIPS Index Fund	FlexShares® Disciplined Duration MBS Index Fund
Quality Factor Risk		✓	✓	✓	✓	✓	✓	✓	✓			
Quality-Value Score Risk												
Real Assets Risk			✓									
Real Estate Securities Risk		✓	✓									
REIT Risk	✓	✓	✓									
Securities Lending Risk	✓	✓	✓	✓	✓	✓	✓	✓	✓	✓	✓	✓
Substantial Volatility Risk												
Tax Risk			✓									
Tracking Error Risk	✓	✓	✓	✓	✓	✓	✓	✓	✓	✓	✓	✓
U.S. Government Securities Risk												✓
U.S. Issuer Risk	✓	✓	✓	✓	✓	✓						✓
Valuation Risk	✓	✓	✓	✓	✓	✓	✓	✓	✓	✓	✓	✓
Value Investing Risk		✓	✓									
Value Score Risk												
Volatility Risk				✓	✓	✓	✓	✓	✓			

## Additional Fund Information (cont.)

	FlexShares® Credit- Scored U.S. Corporate Bond Index Fund	FlexShares® Credit- Scored US Long Corporate Bond Index Fund	FlexShares® High Yield Value-Scored Bond Index Fund
Authorized Participant Concentration Risk	✓	✓	✓
Calculation Methodology Risk	✓	✓	✓
Cash Transactions Risk			
China Investment Risk			
Concentration Risk	✓	✓	✓
Corporate Bond Risk	✓	✓	
Credit (or Default) Risk	✓	✓	✓
Currency Risk			
Cyber Security and Operational Risk	✓	✓	✓
Debt Extension Risk	✓	✓	✓
Derivatives Risk	✓	✓	✓
Distressed Securities Risk			✓
Dividend Risk			
Equity Securities Risk			
ESG Investment Risk			
Financial Sector Risk	✓	✓	
Foreign Securities Risk			
Emerging Markets Risk			
Fund of Funds Risk			
Global Natural Resources Risk			
High Portfolio Turnover Risk		✓	✓
High Yield Securities Risk			✓
Income Risk	✓	✓	✓
Industrial Sector Risk			✓
Inflation Protected Security Risk			

## Additional Fund Information (cont.)

	FlexShares® Credit- Scored U.S. Corporate Bond Index Fund	FlexShares® Credit- Scored US Long Corporate Bond Index Fund	FlexShares® High Yield Value-Scored Bond Index Fund
Information Technology Sector Risk			
Infrastructure-Related Companies Risk			
Interest Rate Risk			
Interest Rate/Maturity Risk	✓	✓	✓
Japan Investment Risk			
Large Cap Risk			
Large Shareholder Risk			
Liquidity Risk	✓	✓	✓
Low Volatility Risk			
Market Risk	✓	✓	✓
Market Trading Risk	✓	✓	✓
Mid and Small Cap Stock Risk			
Mid Cap Stock Risk			
MLP Risk			
Model Risk			
Momentum Risk			
Mortgage-Backed Pass-Through Securities Risk			
Non-Diversification Risk	✓	✓	
Non-U.S. Issuer Risk	✓	✓	✓
Passive Investment Risk	✓	✓	✓
Prepayment (or Call) Risk	✓	✓	✓
Quality Factor Risk			
Quality-Value Score Risk	✓	✓	
Real Assets Risk			
Real Estate Securities Risk			

## Additional Fund Information (cont.)

	FlexShares® Credit- Scored U.S. Corporate Bond Index Fund	FlexShares® Credit- Scored US Long Corporate Bond Index Fund	FlexShares® High Yield Value-Scored Bond Index Fund
REIT Risk			
Securities Lending Risk	✓	✓	✓
Substantial Volatility Risk			✓
Tax Risk			
Tracking Error Risk	✓	✓	✓
U.S. Government Securities Risk			
U.S. Issuer Risk	✓	✓	✓
Valuation Risk	✓	✓	✓
Value Investing Risk			
Value Score Risk			✓
Volatility Risk			

**Authorized Participant Concentration Risk.** Only an Authorized Participant may engage in creation or redemption transactions directly with a Fund. The Funds have a limited number of institutions that act as Authorized Participants and none of those Authorized Participants is obligated to engage in creation and/or redemption transactions. To the extent that these institutions exit the business or are unable to proceed with creation and/or redemption orders with respect to a Fund and no other Authorized Participant is able to step forward to create or redeem Creation Units, Fund shares may trade at a discount to NAV and possibly face trading halts and/or delisting. This risk may be heightened for a Fund if it invests in non-U.S. securities or other securities or instruments that are less widely traded. Such securities or instruments often involve greater settlement and operational issues and capital costs for Authorized Participants.

**Calculation Methodology Risk.** The Funds' Underlying Indexes rely on various sources of information to assess the

criteria of issuers included in the Indexes, including information that may be based on assumptions and estimates. Neither the Funds, the Index Provider nor the Investment Adviser can offer assurances that an Index's calculation methodology or sources of information will provide an accurate assessment of included issuers or correct valuation of securities, nor can they guarantee the availability or timeliness of the production of the Index.

Errors in respect of the quality, accuracy and completeness of the data used to compile an Underlying Index may occur from time to time and may not be identified and corrected by an Index Provider for a period of time or at all, particularly where the indices are less commonly used as benchmarks by funds or managers. Gains, losses or costs associated with errors of an Index Provider or its agents will generally be borne by the applicable Fund and its shareholders. Unusual market conditions may also cause an Index Provider to postpone a scheduled rebalance to an Underlying Index, which could cause the Underlying Index

---

## Additional Fund Information (cont.)

---

to vary from its normal or expected composition. The postponement of a scheduled rebalance in a time of market volatility could mean that constituents of the Underlying Index that would otherwise be removed at rebalance due to changes in market capitalizations, issuer credit ratings, or other reasons may remain, causing the performance and constituents of the Underlying Index to vary from those expected under normal conditions. Apart from scheduled rebalances, an Index Provider or its agents may also carry out additional ad hoc rebalances to an Underlying Index in order to, for example, reach certain weighting constraints, account for unusual market conditions or correct an error in the selection of index constituents.

A security included in an Underlying Index may not exhibit the characteristic or provide the specific exposure for which it was selected and consequently a Fund's holdings may not exhibit returns consistent with that characteristic or exposure.

**Cash Transactions Risk.** The FlexShares® Disciplined Duration MBS Index Fund expects to effect all of its creations and redemptions orders of its shares entirely for cash, rather than for in-kind securities. Paying redemption proceeds entirely in cash rather than through in-kind delivery of portfolio securities may require the Fund to dispose of or sell portfolio securities or other assets at an inopportune time to obtain the cash needed to meet redemption orders. This may cause the Fund to sell a security or other financial instrument and recognize a capital gain or loss that might not have been incurred if it had not effected a redemption order entirely for cash. As a result, the Fund may pay out higher or lower annual capital gains distributions than ETFs that meet redemption orders entirely in-kind with portfolio securities. The use of all cash creations and redemption orders may also cause the Fund's shares to trade in the secondary market at wider bid-ask spreads and/or greater premiums or discounts to the Fund's NAV. To the extent that the maximum additional variable charge for cash creation or cash redemption transactions is insufficient to cover the transaction costs of purchasing or selling portfolio securities, the Fund's performance could be negatively impacted.

**China Investment Risk.** The FlexShares® Emerging Markets Quality Low Volatility Index Fund and FlexShares®

Morningstar Emerging Markets Factor Tilt Index Fund were concentrated in securities of Chinese issuers as of December 31, 2020. Investment exposure to China subjects a Fund to risks specific to China. China may be subject to considerable degrees of economic, political and social instability. China is a developing market and demonstrates significantly higher volatility from time to time in comparison to developed markets. Over the past 25 years, the Chinese government has undertaken reform of economic and market practices and expansion of the sphere for private ownership of property in China. However, Chinese markets generally continue to experience inefficiency, volatility, currency fluctuations and pricing anomalies resulting from governmental influence, a lack of publicly available information and/or political and social instability. Internal social unrest or confrontations with other neighboring countries, including military conflicts in response to such events, may also disrupt economic development in China and result in a greater risk of currency fluctuations, currency convertibility, interest rate fluctuations and higher rates of inflation. Export growth continues to be a major driver of China's rapid economic growth. Reduction in spending on Chinese products and services, institution of tariffs or other trade barriers, or a downturn in any of the economies of China's key trading partners may have an adverse impact on the Chinese economy. In addition, China has experienced outbreaks of infectious illnesses, and the country may be subject to other public health threats, infectious illnesses, diseases or similar issues in the future. These or similar outbreaks could reduce consumer demand or economic output, result in market closures, travel restrictions or quarantines, and generally have a significant impact on the Chinese economy, which in turn could adversely affect the Fund's investments.

Additionally, Chinese companies are required to follow Chinese accounting standards and practices, which only follow international accounting standards to a certain extent. However, the accounting, auditing and financial reporting standards and practices applicable to Chinese companies may be less rigorous, and there may be significant differences between financial statements prepared in accordance with Chinese accounting standards and those prepared in accordance with international accounting standards. In particular, the assets and profits appearing on the



---

## Additional Fund Information (cont.)

---

financial statements of a Chinese issuer may not reflect its financial position or results of operations in the way they would be reflected had such statements been prepared in accordance with U.S. Generally Accepted Accounting Principles. Consequently, the quality of audits in China may be unreliable, which may require enhanced procedures. Consequently, the Fund may not be provided with the same level of protection or information as would generally apply in developed countries, and a Fund may be exposed to significant losses.

In addition, there may be restrictions on investments in Chinese companies. For example, on November 12, 2020, the President of the United States of America signed an Executive Order prohibiting U.S. persons from purchasing or investing in publicly-traded securities of companies identified by the U.S. government as “Communist Chinese military companies.” The list of such companies can change from time to time. Certain securities impacted by the Executive Order (“Prohibited Securities”) have been, or will be, removed from a Fund’s portfolio, as applicable.

Certain Prohibited Securities may have less liquidity and the market price of such Prohibited Securities may decline and a Fund may incur a loss as a result. In addition, the market for securities of other Chinese-based issuers may also be negatively impacted resulting in reduced liquidity and price declines.

Additionally, certain Prohibited Securities that have been, or will be, sold by a Fund may not be immediately removed from the Fund’s corresponding Underlying Index. This difference between a Fund’s portfolio and its Index constituents could result in tracking error and a greater difference between the Fund’s performance and the performance of the Underlying Index for any period during which a Prohibited Security remains in a Fund’s Underlying Index.

**Concentration Risk.** If the Underlying Index of a Fund concentrates in a particular market, industry, group of industries or sector or asset class, that Fund may be adversely affected by the performance of those securities and may be subject to price volatility. In addition, a Fund that concentrates in a single market, industry, group of industries, sector or asset class may be more susceptible to any single economic, market, political or regulatory occurrence affecting that market, industry, group of industries,

sector or asset class. The FlexShares® STOXX® US ESG Impact Index Fund and FlexShares® STOXX® Global ESG Impact Index Fund all invest in companies that may share common characteristics, are often subject to similar business risks and regulatory burdens, and whose securities may react similarly to various events and other factors.

**Corporate Bond Risk.** The Underlying Index of the FlexShares® Credit-Scored US Corporate Bond Index Fund and FlexShares® Credit-Scored US Long Corporate Bond Index Fund consist of corporate bonds. Corporate bonds are subject to the risk of the issuer’s inability to meet principal and interest payments on the obligation and may also be subject to price volatility due to such factors as interest rate sensitivity, market perception of the creditworthiness of the issuer and general market liquidity. When interest rates rise, the value of corporate debt can be expected to decline. Bonds with longer maturities tend to be more sensitive to interest rate movements than those with shorter maturities.

**Credit (or Default) Risk.** An issuer or guarantor of debt instruments or the counterparty to a derivatives contract, TBA agreement or repurchase agreement may be unable or unwilling to make its timely interest and/or principal payments or to otherwise honor its obligations. Debt instruments are subject to varying degrees of credit risk, which may be reflected in their credit ratings. There is a chance that a portfolio holding of the FlexShares® Disciplined Duration MBS Index Fund, FlexShares® Credit-Scored US Corporate Bond Index Fund, the FlexShares® Credit-Scored US Long Corporate Bond Index Fund or the FlexShares® High Yield Value-Scored Bond Index Fund will have its credit ratings downgraded or will default (i.e., fail to make scheduled interest or principal payments), or that the market’s perception of the issuer’s creditworthiness may worsen, which may reduce a Fund’s income level, impair a Fund’s liquidity and cause significant deterioration in NAV. The degree of credit risk depends on the issuer’s or counterparty’s financial condition and on the terms of the securities.

Although the Underlying Index of each of the FlexShares® Credit-Scored US Corporate Bond Index Fund and FlexShares® Credit-Scored US Long Corporate Bond Index

---

## Additional Fund Information (cont.)

---

Fund is designed to measure a portfolio of bonds of companies with higher credit quality and low risk of default relative to the Parent Index, there is no assurance that the Underlying Index or Fund will be comprised of such securities or that companies that have historically exhibited fundamentals consistent with high credit quality will continue to exhibit such fundamentals.

The Underlying Indexes of the FlexShares® Credit-Scored US Corporate Bond Index Fund and FlexShares® Credit-Scored US Long Corporate Bond Index Fund rely on various sources of information regarding an issuer's fundamental factors, including information that may be based on assumptions and estimates. Neither the Funds nor NTI can offer assurances that the Underlying Indexes' calculation methodology or sources of information will provide an accurate assessment of the issuers of the securities included in the Underlying Indexes.

**Currency Risk.** The FlexShares® Developed Markets ex-US Quality Low Volatility Index Fund, FlexShares® Emerging Markets Quality Low Volatility Index Fund, FlexShares® Morningstar Developed Markets ex-US Factor Tilt Index Fund, FlexShares® Morningstar Emerging Markets Factor Tilt Index Fund, FlexShares® STOXX® Global ESG Impact Index Fund, FlexShares® Morningstar Global Upstream Natural Resources Index Fund, FlexShares® STOXX® Global Broad Infrastructure Index Fund, FlexShares® Global Quality Real Estate Index Fund, FlexShares® Real Assets Allocation Index Fund (through its investment in its Underlying Fund(s)), FlexShares® International Quality Dividend Index Fund, FlexShares® International Quality Dividend Defensive Index Fund and FlexShares® International Quality Dividend Dynamic Index Fund may invest in securities denominated in foreign currencies. While each Fund's investments may be denominated in foreign currencies, the portfolio securities and other assets held by each Fund are valued in U.S. dollars and the Funds do not attempt to hedge against changes in the value of non-U.S. currencies. Price fluctuations may occur in the dollar value of foreign securities because of changing currency exchange rates. Currency exchange rates may fluctuate significantly over short periods of time causing a Fund's NAV to fluctuate as well. Currency exchange rates can be affected unpredictably by the intervention or the failure to intervene by U.S. or foreign governments or central banks, or by currency con-

trols or political developments in the U.S. or abroad. To the extent that a Fund's total assets, adjusted to reflect the Fund's net position after giving effect to currency transactions, are denominated in the currencies of foreign countries, that Fund will be more susceptible to the risk of adverse economic and political developments within those countries.

**Cyber Security and Operational Risk.** The Funds and their service providers may experience disruptions that arise from breaches in cyber security, human error, processing and communications errors, counterparty or third-party errors, technology or systems failures, any of which may have an adverse impact on the Funds. Failures or breaches of the electronic systems of the Funds, the Investment Adviser, distributor, and other service providers, market makers, Authorized Participants (collectively, the "Service Providers") or the issuers of securities in which the Funds invest have the ability to cause disruptions and negatively impact the Funds' business operations, potentially resulting in financial losses to the Funds and their shareholders.

With the increased use of the Internet and because information technology ("IT") systems and digital data underlie most of the Funds' operations, the Funds and their Service Providers and their vendors are exposed to the risk that their operations and data may be compromised as a result of internal and external cyber-failures, breaches or attacks ("Cyber Risk"). This could occur as a result of malicious or criminal cyber-attacks. Cyber-attacks include actions taken to: (i) steal or corrupt data maintained online or digitally, (ii) gain unauthorized access to or release confidential information, (iii) shut down a Fund or Service Provider website through denial-of-service attacks or (iv) otherwise disrupt normal business operations. However, events arising from human error, faulty or inadequately implemented policies and procedures or other systems failures unrelated to any external cyber-threat may have effects similar to those caused by deliberate cyber-attacks. Among other situations, disruptions (for example, pandemics and health crises) that cause prolonged periods of remote work or significant employee absences at the Funds' service providers could impact the ability to conduct the Funds' operations.

---

## Additional Fund Information (cont.)

---

Successful cyber-attacks or other cyber-failures or events affecting the Funds or their Service Providers may adversely impact a Fund or its shareholders or cause an investment in the Fund to lose value. For instance, they may impact a Fund's ability to calculate its NAV, cause the release of confidential Fund information, impede trading, or cause reputational damage. They could also subject a Fund or its Service Providers to regulatory fines, penalties or financial losses, reimbursement or other compensation costs, and/or additional compliance costs. Insurance protection and contractual indemnification provisions may not be available or may be insufficient to cover these losses. The Funds or their Service Providers may also incur significant costs to manage and control Cyber Risk.

Cyber Risks are also present for issuers of securities or other instruments in which the Funds invest, which could result in material adverse consequences for such issuers, and may cause a Fund's investment in such issuers to lose value.

While the Investment Adviser, Service Providers or Authorized Participants may have established business continuity plans and risk management systems to prevent such cyber attacks, there are inherent limitations in such plans and systems, including the possibility that certain risks have not been identified or that cyber attacks may be highly sophisticated.

The Funds and their shareholders could be negatively impacted as a result.

**Debt Extension Risk.** The FlexShares® Disciplined Duration MBS Index Fund, FlexShares® Credit-Scored US Corporate Bond Index Fund, FlexShares® Credit-Scored US Long Corporate Bond Index Fund and FlexShares® High Yield Value-Scored Bond Index Fund may be subject to debt extension risk. During periods of rising interest rates, certain obligations will be paid off substantially more slowly than originally anticipated and the value of those securities may fall sharply, resulting in a decline to a Fund's income and potentially in the value of a Fund's investments.

**Derivatives Risk.** A derivative is a financial instrument whose value is derived from, or based upon, the performance of underlying assets, interest or currency exchange rates, or other indices and may be leveraged. Derivatives

include options, total rate of return swaps, currency swaps, equity swaps, interest rate swaps, forward foreign currency exchange contracts and futures contracts, options on futures contracts, structured securities such as collateralized mortgage obligations and other types of asset-backed securities, "stripped" securities and various floating rate instruments. The Funds may use these instruments to help them track their respective Underlying Indexes.

An investment in derivatives can be more sensitive to changes in interest rates and sudden fluctuations in market prices than conventional securities. Investments in derivative instruments, which may be leveraged, may result in losses exceeding the amounts invested. A Fund's losses may be greater if it invests in derivatives than if it invests only in conventional securities. Engaging in derivative transactions involves special risks, including that:

- (a) the Fund's derivatives position will lose value;
- (b) the counterparty to the transaction will default;
- (c) the value of the derivative instrument will decline more than the value of the assets on which it is based;
- (d) the Fund will be unable to sell its position because of lack of market depth or disruption;
- (e) the value of a derivative instrument will be difficult to determine; and
- (f) loss will occur as a result of inadequate systems or human error.

Many types of derivatives have been developed recently and have not been tested over complete market cycles. For these reasons, a Fund may suffer a loss whether or not the analysis of the Investment Adviser is accurate.

In order to secure its obligations in connection with derivative contracts, a Fund will either own the underlying assets, enter into offsetting transactions, or set aside cash or readily marketable securities. This requirement may cause the Fund to miss favorable trading opportunities, due to a lack of sufficient cash or readily marketable securities. This requirement may also cause the Fund to realize losses on offsetting or terminated derivative contracts.

In October 2020, the SEC adopted new regulations governing the use of derivatives by registered investment companies. The Funds will be required to implement and comply with new Rule 18f-4 by the third quarter of 2022. Once

---

## Additional Fund Information (cont.)

---

implemented, Rule 18f-4 will impose limits on the amount of derivatives a fund can enter into, eliminate the asset segregation framework currently used by funds to comply with Section 18 of the 1940 Act, treat derivatives as senior securities so that a failure to comply with the limits would result in a statutory violation and require funds whose use of derivatives is more than a limited specified exposure, which the Funds currently do not expect to exceed, to establish and maintain a comprehensive derivatives risk management program and appoint a derivatives risk manager.

*Forward foreign currency contracts.* The FlexShares® Developed Markets ex-US Quality Low Volatility Index Fund, FlexShares® Emerging Markets Quality Low Volatility Index Fund, FlexShares® Morningstar Developed Markets ex-US Factor Tilt Index Fund, FlexShares® Morningstar Emerging Markets Factor Tilt Index Fund, FlexShares® STOXX® Global ESG Impact Index Fund, FlexShares® Morningstar Global Upstream Natural Resources Index Fund, FlexShares® STOXX® Global Broad Infrastructure Index Fund, FlexShares® Global Quality Real Estate Index Fund, FlexShares® Real Assets Allocation Index Fund, FlexShares® International Quality Dividend Index Fund, FlexShares® International Quality Dividend Defensive Index Fund and FlexShares® International Quality Dividend Dynamic Index Fund may enter into forward foreign currency exchange contracts in order to facilitate local settlements or to protect against currency exposure in connection with their distributions to shareholders. These Funds do not expect to engage in currency transactions for speculative purposes or for purposes of hedging against declines in the value of a Fund's assets that are denominated in a foreign currency.

Forward foreign currency contracts are privately negotiated transactions, and can have substantial price volatility. As a result, they offer less protection against default by the other party than is available for instruments traded on an exchange. The institutions that deal in forward currency contracts are not required to continue to make markets in the currencies they trade and these markets can experience periods of illiquidity.

*Futures contracts and options on futures contracts.* Each Fund may invest in U.S. futures contracts and the FlexShares® Developed Markets ex-US Quality Low Volatil-

ity Index Fund, FlexShares® Emerging Markets Quality Low Volatility Index Fund, FlexShares® Morningstar Developed Markets ex-US Factor Tilt Index Fund, FlexShares® Morningstar Emerging Markets Factor Tilt Index Fund, FlexShares® STOXX® Global ESG Impact Index Fund, FlexShares® Morningstar Global Upstream Natural Resources Index Fund, FlexShares® STOXX® Global Broad Infrastructure Index Fund, FlexShares® Global Quality Real Estate Index Fund, FlexShares® Real Assets Allocation Index Fund, FlexShares® International Quality Dividend Index Fund, FlexShares® International Quality Dividend Defensive Index Fund and FlexShares® International Quality Dividend Dynamic Index Fund each may invest in foreign futures contracts to help it track its respective Underlying Index. The Funds may also purchase and sell call and put options on futures contracts. These futures contracts and options will be used to simulate full investment in the Underlying Index, to facilitate trading or to reduce transaction costs. The Funds will only enter futures contracts and options on futures contracts that are traded on a U.S. or foreign exchange, as applicable. The Funds will not use futures or options for speculative purposes.

A futures contract is a type of derivative instrument that obligates the holder to buy or sell a specified financial instrument or currency in the future at an agreed upon price. For example, a futures contract may obligate a Fund, at maturity, to take or make delivery of certain domestic or foreign securities, the cash value of a securities index or a stated quantity of a foreign currency. When a Fund purchases an option on a futures contract, it has the right to assume a position as a purchaser or seller of a futures contract at a specified exercise price during the option period. When a Fund sells an option on a futures contract, it becomes obligated to purchase or sell a futures contract if the option is exercised.

Futures contracts and options present the following risks: imperfect correlation between the change in market value of a Fund's securities and the price of futures contracts and options; the possible inability to close a futures contract when desired; losses due to unanticipated market movements which potentially are unlimited; and the possible inability of the Investment Adviser to correctly predict the direction of securities prices, interest rates, currency

---

## Additional Fund Information (cont.)

---

exchange rates and other economic factors. Futures markets are highly volatile and the use of futures may increase the volatility of a Fund's NAV. As a result of the low margin deposits normally required in futures trading, a relatively small price movement in a futures contract may result in substantial losses to a Fund. Futures contracts and options on futures may be illiquid, and exchanges may limit fluctuations in futures contract prices during a single day. Foreign exchanges or boards of trade generally do not offer the same protections as U.S. exchanges.

**Swaps.** To the extent consistent with its investment policies, each Fund may invest in swap agreements. To the extent consistent with its investment policies, the FlexShares® Disciplined Duration MBS Index Fund, FlexShares® Credit-Scored US Corporate Bond Index Fund and FlexShares® Credit-Scored US Long Corporate Bond Index Fund may invest in interest rate and total rate of return swap agreements. Swap agreements may be structured in different ways. Swaps allow a fund to invest in a market without owning or taking physical custody of securities in circumstances in which direct investment is restricted for legal reasons or is otherwise impracticable. Currency swaps are contracts that obligate the Fund and another party to exchange their rights to pay or receive specified amounts of currency. Total rate of return swaps are contracts that obligate a party to pay or receive interest in exchange for the payment by the other party of the total return generated by a security, a basket of securities, an index or an index component. Interest rate swaps involve the exchange by a Fund with another party of their respective commitments to pay or receive interest, e.g., an exchange of floating rate payments for fixed rate payments with respect to a notional amount of principal. The use of swaps is a highly specialized activity that involves investment techniques and risks different from those associated with ordinary portfolio securities transactions. Like other derivative securities, these instruments can be highly volatile. If the Investment Adviser is incorrect in its forecasts of market values and currency exchange rates, the investment performance of a Fund would be less favorable than it would have been if these instruments were not used. Because these instruments normally are illiquid, a Fund may not be able to terminate its obligations when desired. In addition, if a Fund is obligated to pay the return under the terms of a total rate

of return swap, Fund losses due to unanticipated market movements potentially are unlimited. A Fund also may suffer a loss if the other party to a transaction defaults.

**Options.** To the extent consistent with its investment policies, each Fund may buy put options, buy call options and write covered call and secured put options. Such options may relate to particular securities, foreign and domestic stock indexes, financial instruments, foreign currencies or the yield differential between two securities ("yield curve options") and may or may not be listed on a domestic or foreign securities exchange or issued by the Options Clearing Corporation. A Fund may "cover" a call option by owning the security underlying the option or through other means. Put options written by a Fund are "secured" if the Fund maintains liquid assets in a segregated account in an amount at least equal to the exercise price of the option up until the expiration date.

An option is a type of derivative instrument that gives the holder the right (but not the obligation) to buy (a "call") or sell (a "put") on an asset in the future at an agreed upon price prior to the expiration date of the option. Options trading is a highly specialized activity that involves investment techniques and risks different from those associated with ordinary Fund securities transactions. The value of options can be highly volatile, and their use can result in loss if the investment management team is incorrect in its expectation of price fluctuations.

Each Fund will invest and trade in unlisted over-the-counter options only with firms deemed creditworthy by the Investment Adviser. However, unlisted options are not subject to the protections afforded purchasers of listed options by the Options Clearing Corporation, which performs the obligations of its members which fail to perform them in connection with the purchase or sale of options.

**Distressed Securities Risk.** Distressed securities are speculative and involve substantial risks in addition to the risks of investing in non-investment graded bonds. NTI defines securities issued by companies whose financial condition is troubled or uncertain and that may be involved in bankruptcy proceedings, reorganizations or financial restructurings as "distressed securities." The FlexShares® High Yield Value-Scored Bond Index Fund will generally not receive interest payments on the distressed securities



---

## Additional Fund Information (cont.)

---

and may incur costs to protect its investment. In addition, distressed securities involve the substantial risk that principal will not be repaid and present a substantial risk of default. The Fund may incur additional expenses to the extent it is required to seek recovery upon a default in the payment of principal of or interest on its portfolio holdings. In any reorganization or liquidation proceeding relating to a portfolio company, the Fund may lose its entire investment or may be required to accept cash or securities with a value less than its original investment. Distressed securities and any securities received in an exchange for such securities may be subject to restrictions on resale.

Typically such workout or bankruptcy proceedings result in only partial recovery of cash payments or an exchange of the defaulted obligation for other debt or equity securities of the issuer or its affiliates, which may in turn be illiquid or speculative. There is even a potential risk of loss by the Fund of its entire investment in such securities. There are a number of significant risks inherent in the bankruptcy process. A bankruptcy filing by an issuer may adversely and permanently affect the market position and operations of the issuer. Many factors of the bankruptcy process, including court decisions, the size and priority of other claims, and the duration and costs of the bankruptcy process, are beyond the control of the Fund and can adversely affect the Fund's return on investment. For example, a court could invalidate or subordinate a debt obligation of, or reclaim amounts paid by a debtor to, the Fund. To the extent that any such payments are recaptured from the Fund, the resulting loss will be borne by the Fund and its investors. NTI, on behalf of the Fund, may also participate on committees formed by creditors to negotiate with debtors with respect to restructuring issues. There can be no assurance that NTI's participation would yield favorable results for the Fund, and such participation may subject the Fund to additional duties, liabilities and trading restrictions in a particular investment.

**Dividend Risk** is the risk that an issuer of stock held by a Fund may choose not to declare a dividend or the dividend rate might not remain at current levels. Dividend paying stocks might not experience the same level of earnings growth or capital appreciation as non-dividend paying stocks. A Fund's performance during a broad market advance could suffer because dividend paying stocks may

not experience the same capital appreciation as nondividend paying stocks.

**Equity Securities Risk.** Each Fund, other than the FlexShares® iBoxx 3-Year Target Duration TIPS Index Fund, FlexShares® iBoxx 5-Year Target Duration TIPS Index Fund, FlexShares® Disciplined Duration MBS Index Fund, FlexShares® Credit-Scored US Corporate Bond Index Fund, FlexShares® Credit-Scored US Long Corporate Bond Index Fund and FlexShares® High Yield Value-Scored Bond Index Fund, may invest in equity securities, primarily in the form of common stocks. Each of these Funds may also invest in preferred stocks and REITs. The FlexShares® STOXX® Global Broad Infrastructure Index Fund may also invest in publicly-traded units of Master Limited Partnerships ("MLPs"). Preferred stocks are securities that represent an ownership interest providing the holder with claims on the issuer's earnings and assets before common stock owners but after bond owners. REITs are pooled investment vehicles that invest primarily in real estate or real estate related loans. Additional information regarding the use of REITs and associated risks can be found under "REIT Risk" at page 212.

Equity securities are subject to changes in value that may be attributable to market perception of a particular issuer, general stock market fluctuations that affect all issuers, or as a result of such factors as a company's business performance, investor perceptions, stock market trends and general economic conditions. The equity securities owned by a Fund may be more volatile and underperform other asset classes and the general securities markets.

**ESG Investment Risk.** The methodology of the Underlying Index of the FlexShares® STOXX® US ESG Impact Index Fund and FlexShares® STOXX® Global ESG Impact Index Fund selects and assigns weights to securities of issuers for nonfinancial reasons; therefore, a Fund may underperform the broader equity market or other funds that do not utilize ESG criteria when selecting investments. Although the Underlying Index is designed to measure a portfolio of companies with certain ESG criteria, there is no assurance that the Underlying Index or Fund will be comprised of such securities or that companies that have historically exhibited such criteria will continue to exhibit such criteria. The companies selected by the Underlying Index Provider

---

## Additional Fund Information (cont.)

---

as demonstrating ESG characteristics may not be the same companies selected by other index providers that use similar ESG screens. The Index Provider relies on various sources of information regarding an issuer, including information that may be based on assumptions and estimates. Neither the FlexShares® STOXX® US ESG Impact Index Fund and FlexShares® STOXX® Global ESG Impact Index Fund nor NTI can offer assurances that the Underlying Index's calculation methodology or sources of information will provide an accurate assessment of the issuers of the securities included in the Underlying Index. The Underlying Indexes' methodology bases ESG scores on the following criteria: (a) existence of CDP remission/energy reduction targets; (b) percentage of women and independent directors on a company's board; and (c) existence of policies against child labor and golden parachute agreements. The ESG criteria for the Underlying Indexes may change from time to time and companies selected by the Index Provider may not exhibit positive or favorable ESG characteristics. Regulatory changes or interpretations regarding the definitions and/or use of ESG criteria could have a material adverse effect on a Fund's ability to invest in accordance with its investment policies and/or achieve its investment objective, as well as the ability of certain classes of investors to invest in funds following an ESG strategy, such as the Funds.

**Financial Sector Risk.** Companies in the U.S. and non-U.S. financials sector of the economy, including those in the banking industry, are often subject to extensive governmental regulation and intervention, which may adversely affect the scope of their activities, the prices they can charge and the amount of capital they must maintain. Governmental regulation may change frequently and may have significant adverse consequences for companies in the financial sector, including effects not intended by such regulation. The impact of recent or future regulation on any individual financial company, the banking industry or on the sector as a whole cannot be predicted. Certain risks may impact the value of investments in the financial sector more severely than those of investments outside this sector, including the risks associated with companies that operate with substantial financial leverage. Companies in the financial sector may also be adversely affected by increases in interest rates and loan losses, decreases in the availability of

money or asset valuations, credit rating downgrades and adverse conditions in other related markets. Insurance companies, in particular, may be subject to severe price competition and/or rate regulation, which may have an adverse impact on their profitability.

In the recent past, deterioration of the credit markets impacted a broad range of mortgage, asset backed, auction rate, sovereign debt and other markets, including U.S. and non-U.S. credit and interbank money markets, thereby affecting a wide range of financial institutions and markets. A number of large financial institutions have failed, have merged with stronger institutions or have had significant government infusions of capital. Instability in the financial markets has caused certain financial companies to incur large losses. Some financial companies experienced declines in the valuations of their assets, took actions to raise capital (such as the issuance of debt or equity securities), or even ceased operations. Some financial companies borrowed significant amounts of capital from government sources and may face future government imposed restrictions on their businesses or increased government intervention. Those actions caused the securities of many financial companies to decline in value. The financial sector is particularly sensitive to fluctuations in interest rates.

**Foreign Securities Risk.** The FlexShares® Developed Markets ex-US Quality Low Volatility Index Fund, FlexShares® Emerging Markets Quality Low Volatility Index Fund, FlexShares® Morningstar Developed Markets ex-US Factor Tilt Index Fund, FlexShares® Morningstar Emerging Markets Factor Tilt Index Fund, FlexShares® STOXX® Global ESG Impact Index Fund, FlexShares® Morningstar Global Upstream Natural Resources Index Fund, FlexShares® STOXX® Global Broad Infrastructure Index Fund, FlexShares® Global Quality Real Estate Index Fund, FlexShares® Real Assets Allocation Index Fund, FlexShares® International Quality Dividend Index Fund, FlexShares® International Quality Dividend Defensive Index Fund and FlexShares® International Quality Dividend Dynamic Index Fund will primarily invest in foreign securities. Foreign securities include direct investments in non-U.S. dollar-denominated securities traded primarily outside of the United States and dollar-denominated securities of foreign issuers. Foreign securities also include indirect investments such as American Depositary Receipts ("ADRs") and

---

## Additional Fund Information (cont.)

---

Global Depositary Receipts (“GDRs”). ADRs are U.S. dollar-denominated receipts representing shares of foreign-based corporations. ADRs are receipts that are traded in the U.S., and entitle the holder to all dividend and capital gain distributions that are paid out on the underlying foreign shares. GDRs are receipts that often trade on foreign exchanges. They represent ownership in an underlying foreign or U.S. security and generally are denominated in a foreign currency.

Foreign securities fluctuate in price because of political, financial, social, environmental and economic events in foreign countries (including, for example, military confrontations, war and terrorism). In addition, foreign securities may lose value and a Fund may be adversely impacted by restrictions placed on U.S. investors by U.S. regulations governing foreign investments. Foreign securities also could lose value because of more or less stringent foreign securities regulations and less stringent accounting and disclosure standards. In addition, foreign markets may have greater volatility than domestic markets and foreign securities may be less liquid and harder to value than domestic securities. Foreign securities are sensitive to changes in interest rates.

Foreign securities are sensitive to changes in interest rates. The performance of investments in securities denominated in a foreign currency also will depend, in part, on the strength of the foreign currency against the U.S. dollar and the interest rate environment in the country issuing the currency. Absent other events that otherwise could affect the value of a foreign security (such as a change in the political climate or an issuer’s credit quality), appreciation in the value of the foreign currency generally results in an increase in value of a foreign currency-denominated security in terms of U.S. dollars. A decline in the value of the foreign currency relative to the U.S. dollar generally results in a decrease in value of a foreign currency-denominated security. Additionally, many countries throughout the world are dependent on a healthy U.S. economy and are adversely affected when the U.S. economy weakens or its markets decline. For example, the recent decline in the U.S. subprime mortgage market quickly spread throughout global credit markets, triggering a liquidity crisis that affected fixed-income and equity markets around the world.

The energy, materials, and agriculture sectors may account for a large portion of a foreign country’s exports. Any changes in these sectors or fluctuations in the commodity markets could have an adverse impact on a country’s economy. Commodity prices may be influenced or characterized by unpredictable factors, including, where applicable, high volatility, changes in supply and demand relationships, weather, agriculture, trade, pestilence, changes in interest rates and monetary and other governmental policies, action and inaction. Securities of companies held by a Fund that are dependent on a single commodity, or are concentrated in a single commodity sector, may typically exhibit even higher volatility attributable to commodity prices.

Investment in foreign securities may involve higher costs than investment in U.S. securities, including higher transaction and custody costs as well as the imposition of additional taxes by foreign governments. Foreign investments also may involve risks associated with the level of currency exchange rates, less complete financial information about the issuers, less market liquidity and more market volatility and political instability. Future political and economic developments, the possible imposition of withholding taxes on dividend income, the possible seizure or nationalization of foreign holdings, the possible establishment of exchange controls or freezes on the convertibility of currency, trade restrictions (including tariffs), or the adoption of other governmental restrictions might adversely affect an investment in foreign securities. Additionally, foreign banks and foreign branches of domestic banks may be subject to less stringent reserve requirements and to different accounting, auditing and recordkeeping requirements.

To the extent that the underlying securities and/or other assets held by a Fund trade on foreign exchanges or in foreign markets that may be closed when the securities exchange on which the Fund’s shares trade is open, there are likely to be deviations between the current price of an underlying security and the last quoted price for the underlying security (i.e., a Fund’s quote from the closed foreign market). The impact of a closed foreign market on the Fund is likely to be greater where a large portion of the Fund’s underlying securities and/or other assets trade on that closed foreign market or when the foreign market is closed for unscheduled reasons. These deviations could

---

## Additional Fund Information (cont.)

---

result in premiums or discounts to the Fund's NAV that may be greater than those experienced by other ETFs.

Some countries in which the Funds may invest are in the process of privatizing certain entities and industries. This may expose a Fund to the risk that it will suffer losses in its investments in newly privatized entities due to inability of the newly privatized entities to adjust quickly to a competitive environment or to changing regulatory and legal standards.

On January 1, 1999, the European Economic and Monetary Union ("EMU") introduced a new single currency called the euro. The euro has replaced the national currencies of many European countries.

The European Central Bank has control over each member country's monetary policies. Therefore, the member countries no longer control their own monetary policies by directing independent interest rates for their currencies. The national governments of the participating countries, however, have retained the authority to set tax and spending policies and public debt levels.

The elimination of the currency risk among EMU countries has affected the economic environment and behavior of investors, particularly in European markets, but the long-term impact of those changes on currency values or on the business or financial condition of European countries and issuers cannot fully be assessed at this time. In addition, the introduction of the euro presents other unique uncertainties, including the fluctuation of the euro relative to non-euro currencies; whether the interest rate, tax and labor regimes of European countries participating in the euro will converge over time; and whether the conversion of the currencies of other countries that now are or may in the future become members of the European Union ("EU") will have an impact on the euro. Also, it is possible that the euro could be abandoned in the future by countries that have already adopted its use. These or other events, including political and economic developments, could cause market disruptions, and could affect adversely the values of securities held by a Fund. Because of the number of countries using this single currency, a significant portion of the assets held by some of the Funds may be denominated in the euro.

The EU requires member countries to comply with restrictions on inflation rates, deficits, interest rates, debt levels and fiscal and monetary controls, each of which may significantly affect every country in Europe. Decreasing imports or exports, changes in governmental or EU regulations on trade, changes in the exchange rate of the euro, the default or threat of default by an EU member country on its sovereign debt, and/or an economic recession in an EU member country may have a significant adverse effect on the economies of EU member countries and their trading partners. The European financial markets have recently experienced volatility and have been adversely affected by concerns about economic downturns, credit rating downgrades, rising government debt levels and possible default on or restructuring of government debt in several European countries, including Greece, Ireland, Italy, Portugal and Spain. A default or debt restructuring by any European country would adversely impact holders of that country's debt, and sellers of credit default swaps linked to that country's creditworthiness, which may be located in countries other than those listed in the previous sentence. These events have adversely affected the value and exchange rate of the euro and may continue to significantly affect the economies of every country in Europe, including EU member countries that do not use the euro and non-EU member countries.

Responses to the financial problems by European governments, central banks and others, including austerity measures and reforms, may not work, may result in social unrest and may limit future growth and economic recovery or have other unintended consequences. Further defaults or restructurings by governments and other entities of their debt could have additional adverse effects on economies, financial markets and asset valuations around the world. In June 2016, the United Kingdom ("UK") approved a referendum to leave the EU. The withdrawal, known colloquially as "Brexit", was agreed to and ratified by the UK Parliament, and the UK left the EU on January 31, 2020. It began a transition period in which to negotiate a new trading relationship for goods and services that ended on December 31, 2020. On January 1, 2021, the UK left the EU Single Market and Customs Union, as well as all EU policies and international agreements. On December 24, 2020, the UK and EU agreed to a trade deal with no tariffs or



---

## Additional Fund Information (cont.)

---

quotas on products, regulatory and customs cooperation mechanisms as well as provisions ensuring a level playing field for open and fair competition. The UK and EU plan to put in place a regulatory dialogue on financial systems based on a separate memorandum of understanding by March 2021. Since the referendum, there have been periods of significant volatility in the global stock markets and currency exchange rates, as well as challenging market conditions in the UK. At this time, the impact that the trade deal and any future agreements on services, particularly financial services, will have on the Funds cannot be predicted, and it is possible that the new terms may adversely affect the Funds.

There is significant uncertainty regarding Brexit's ramifications and the range and potential implications of possible political, regulatory, economic and market outcomes are difficult to predict. Securities issued by companies domiciled in the UK could be subject to changing regulatory and tax regimes. Banking and financial services companies that operate in the UK or EU could be disproportionately impacted by those actions. Other countries may seek to withdraw from the EU and/or abandon the euro, the common currency of the EU, which could exacerbate market and currency volatility and negatively impact the Funds' investments in securities issued by companies located in EU countries. Other economic challenges facing Europe include high levels of public debt, significant rates of unemployment, aging populations, mass migrations from the Middle East and Africa and heavy regulation in certain economic sectors. European governments have taken unprecedented steps to respond to the economic crises and to boost growth in the region, which has increased the risk that regulatory uncertainty could negatively affect a Fund's investments. In addition, Ukraine has experienced ongoing military conflict; this conflict may expand and military attacks could occur in Europe. The ultimate effects of these events and other socio-political or geopolitical issues are not known but could profoundly affect global economies and markets. The impact of these actions, especially if they occur in a disorderly fashion, is not clear, but could be significant and far-reaching.

A Fund may invest in the economies of Australasia. The economies of Australasia, which includes Australia and New Zealand, are dependent on exports from the agricul-

tural and mining sectors. This makes Australasian economies susceptible to fluctuations in the commodity markets. Australasian economies are also increasingly dependent on their growing service industries. Because the economies of Australasia are dependent on the economies of Asia, Europe and the United States as key trading partners and investors, reduction in spending by any of these trading partners on Australasian products and services or negative changes in any of these economies may cause an adverse impact on some or all of the Australasian economies.

The United States is Canada's and Mexico's largest trading and investment partner. The Canadian and Mexican economies are significantly affected by developments in the U.S. economy. Since the implementation of the North American Free Trade Agreement ("NAFTA") in 1994 among Canada, the United States and Mexico, total merchandise trade between the three countries have increased. However, political developments in the U.S., including renegotiation of NAFTA and imposition of tariffs by the U.S., may have implications for the trade arrangements among the U.S., Mexico and Canada, which could negatively affect the value of securities held by a Fund. The United States-Mexico-Canada Agreement, which replaced NAFTA on July 1, 2020, could negatively affect North America's economic outlook and, as a result, the value of securities held by a Fund. Policy and legislative changes and economic events in any one North American country may have a significant economic effect on the entire North American region, and on some or all of the North American countries in which a Fund may invest. A Fund may also invest in securities of Japanese issuers. A Fund may also invest in securities of Japanese issuers. See "Japan Investment Risk" on page 203.

**Emerging Markets Risk.** The FlexShares<sup>®</sup> Emerging Markets Quality Low Volatility Index Fund and FlexShares<sup>®</sup> Morningstar Emerging Markets Factor Tilt Index Fund invest primarily in emerging market countries. The FlexShares<sup>®</sup> Morningstar Global Upstream Natural Resources Index Fund, FlexShares<sup>®</sup> STOXX<sup>®</sup> Global Broad Infrastructure Index Fund, FlexShares<sup>®</sup> Global Quality Real Estate Index Fund, FlexShares<sup>®</sup> Real Assets Allocation Index Fund (through its investment in its Underlying Fund(s)), FlexShares<sup>®</sup> International Quality Dividend Index Fund, FlexShares<sup>®</sup> International Quality Dividend



---

## Additional Fund Information (cont.)

---

Defensive Index Fund and FlexShares® International Quality Dividend Dynamic Index Fund may invest in emerging market countries. With respect to the FlexShares® Morningstar Emerging Markets Factor Tilt Index Fund, emerging markets are defined by the Index Provider to the Fund as countries that do not fall in the high annual per capita gross national income bracket, but have significant market size and stock market transparency; reasonable regulations and operational efficiency; and modest restriction to foreign investors. The risks of foreign investment are increased when the issuer is located in a country with an emerging economy or securities market. Emerging market countries are generally located in the Asia and Pacific regions, the Middle East, Eastern Europe, Latin, Central and South America and Africa. Within these regions, a Fund may invest in countries such as Brazil, Chile, China, Columbia, Czech Republic, Egypt, Hungary, India, Indonesia, Malaysia, Mexico, Morocco, Pakistan, Peru, Philippines, Poland, Russia, South Africa, South Korea, Taiwan, Thailand and Turkey, although this list may change as market developments occur and may include additional emerging markets. Political and economic structures in many of these countries may be undergoing significant evolution and rapid development, and these countries may lack the social, political and economic stability characteristics of developed countries. The securities laws of emerging market countries may be relatively new and unsettled and, consequently, there is a risk of rapid and unpredictable change in laws regarding foreign investment, securities regulation, title to securities and shareholder rights. Global factors and foreign actions may inhibit the flow of foreign capital on which a country is dependent to sustain its growth. In general, securities markets of emerging countries are less liquid, are especially subject to greater price volatility, have smaller market capitalizations, and have problems with securities registration and custody. These securities markets also have less government regulation and are not subject to as extensive and frequent accounting, financial and other reporting requirements as the securities markets of more developed countries. In addition, because the securities settlement procedures are less developed in these countries, a Fund may be required to deliver securities before receiving payment and also may be unable to complete transactions during market disruptions. As a result of these

and other risks, investments in these countries generally present a greater risk of loss to a Fund.

A Fund's purchase and sale of portfolio securities in certain emerging countries may be constrained by limitations relating to daily changes in the prices of listed securities, periodic trading or settlement volume and/or limitations on aggregate holdings of foreign investors. Such limitations may be computed based on the aggregate trading volume by or holdings of a Fund, the Investment Adviser, its affiliates and their respective clients and other service providers. A Fund may not be able to sell securities in circumstances where price, trading or settlement volume limitations have been reached.

Foreign investment in the securities markets of certain emerging countries is restricted or controlled to varying degrees which may limit investment in such countries or increase the administrative costs of such investments. For example, certain Asian countries require governmental approval prior to investments by foreign persons or limit investment by foreign persons to only a specified percentage of an issuer's outstanding securities or a specific class of securities which may have less advantageous terms (including price) than securities of the issuer available for purchase by nationals. In addition, certain countries may restrict or prohibit investment opportunities in issuers or industries deemed important to national interests. Such restrictions may affect the market price, liquidity and rights of securities that may be purchased by a Fund. The repatriation of both investment income and capital from certain emerging countries is subject to restrictions such as the need for governmental consents.

Many emerging countries have recently experienced currency devaluations and substantial (and, in some cases, extremely high) rates of inflation. Other emerging countries have experienced economic recessions. These circumstances have had a negative effect on the economies and securities markets of those emerging countries. Economies in emerging countries generally are dependent heavily upon commodity prices and international trade and, accordingly, have been and may continue to be affected adversely by the economies of their trading partners, trade barriers, exchange controls, managed adjustments in relative currency values and other protectionist measures

---

## Additional Fund Information (cont.)

---

imposed or negotiated by the countries with which they trade. The Chinese economy is export-driven and highly reliant on trade. Adverse changes to the economic conditions of its primary trading partners, such as the United States, Japan and South Korea, would adversely impact the Chinese economy. Reduction in spending on Chinese products and services or the institution of tariffs or other trade barriers by China's key trading partners may also have an adverse impact on the Chinese economy.

Many emerging countries are subject to a substantial degree of economic, political and social instability. Governments of some emerging countries are authoritarian in nature or have been installed or removed as a result of military coups, while governments in other emerging countries have periodically used force to suppress civil dissent. Disparities of wealth, the pace and success of democratization, and ethnic, religious and racial disaffection, among other factors, have also led to social unrest, violence and/or labor unrest in some emerging countries. Unanticipated political or social developments may result in sudden and significant investment losses. Investing in emerging countries involves greater risk of loss due to expropriation, nationalization, confiscation of assets and property or the imposition of restrictions on foreign investments and on repatriation of capital invested. As an example, in the past some Eastern European governments have expropriated substantial amounts of private property, and many claims of the property owners have never been fully settled. There is no assurance that similar expropriations will not recur in Eastern European or other countries.

A Fund's investment in emerging countries may also be subject to withholding or other taxes, which may be significant and may reduce the return from an investment in such countries to the Fund.

Settlement and clearance procedures in emerging countries are frequently less developed and reliable than those in the United States and may involve the Fund's delivery of securities before receipt of payment for their sale. In addition, significant delays may occur in certain markets in registering the transfer of securities. Settlement, clearance or registration problems may make it more difficult for the Fund to value its portfolio securities and could cause the Fund to miss attractive investment opportunities, to have a portion

of its assets uninvested or to incur losses due to the failure of a counterparty to pay for securities the Fund has delivered or the Fund's inability to complete its contractual obligations because of theft or other reasons. In addition, local agents and depositories are subject to local standards of care that may not be as rigorous as developed countries. Governments and other groups may also require local agents to hold securities in depositories that are not subject to independent verification. The less developed a country's securities market, the greater the risk to the Funds.

The creditworthiness of the local securities firms used by a Fund in emerging countries may not be as sound as the creditworthiness of firms used in more developed countries. As a result, the Fund may be subject to a greater risk of loss if a securities firm defaults in the performance of its responsibilities.

The small size and inexperience of the securities markets in certain emerging countries and the limited volume of trading in securities in those countries may make the Funds' investments in such countries less liquid and more volatile than investments in countries with more developed securities markets (such as the United States, Japan and most Western European countries). The Funds' investments in emerging countries are subject to the risk that the liquidity of a particular investment, or investments generally, in such countries will shrink or disappear suddenly and without warning as a result of adverse economic, market or political conditions or adverse investor perceptions, whether or not accurate. Because of the lack of sufficient market liquidity, a Fund may incur losses because it will be required to effect sales at a disadvantageous time and then only at a substantial drop in price. Investments in emerging countries may be more difficult to price precisely because of the characteristics discussed above and lower trading volumes.

A Fund's use of foreign currency management techniques in emerging countries may be limited. Due to the limited market for these instruments in emerging countries, all or a significant portion of the Funds' currency exposure in emerging countries may not be covered by such instruments.

From time to time, certain of the companies in which a Fund may invest may operate in, or have dealings with,

---

## Additional Fund Information (cont.)

---

countries subject to sanctions or embargoes imposed by the U.S. government and the United Nations and/or countries identified by the U.S. government as state sponsors of terrorism. A company may suffer damage to its reputation if it is identified as a company which operates in, or has dealings with, countries subject to sanctions or embargoes imposed by the U.S. government and the United Nations and/or countries identified by the U.S. government as state sponsors of terrorism. As an investor in such companies, a Fund will be indirectly subject to those risks.

A Fund may be invested in issuers located in Russia. The Russian economy is heavily dependent on exports. Oil, natural gas, metals, and timber account for more than 80% of Russia's exports. Therefore, Russia is vulnerable to fluctuations in world commodity prices and on the price and demand for these commodities and natural resources. Any changes in any of these sectors could have an adverse impact on the Russian economy. The Russian securities market is characterized by a limited volume of trading resulting in difficulty in obtaining accurate prices and trading. The Russian securities market, as compared to U.S. markets, has significant price volatility, less liquidity, a smaller market capitalization and a smaller number of traded securities. There is also little publicly-available information about issuers. Settlement, clearing and registration of securities transactions are subject to risks because of insufficient registration systems that may not be subject to effective government supervision. This may result in significant delays or problems in registering the transfer of shares. Ownership of shares in Russian companies is recorded by companies themselves and by registrars instead of through a central registration system. It is possible that the Fund's ownership rights could be lost through fraud or negligence. While applicable Russian regulations impose liability on registrars for losses resulting from their errors, it may be difficult for the Fund to enforce any rights it may have against the registrar or issuer of the securities in the event of loss of share registration. Adverse currency exchange rates are also a risk and there is a lack of available currency hedging instruments. Investments in Russia may be subject to the risk of nationalization or expropriation of assets.

The United States, European Union and other nations have imposed sanctions on certain Russian individuals and Rus-

sian corporations. Additional broader sanctions may be imposed in the future. These sanctions, or even the threat of further sanctions, may result in the decline of the value and liquidity of Russian securities, a weakening of the ruble or other adverse consequences to the Russian economy. These sanctions could also result in the immediate freeze of Russian securities, impairing the ability of a Fund to buy, sell, receive or deliver those securities. Sanctions could also result in Russia taking counter measures or retaliatory actions which may further impair the value and liquidity of Russian securities. These events could have a negative effect on the performance of a Fund.

A Fund may be invested in issuers located in Central and South American countries. Many economies in Latin America have experienced high interest rates, economic volatility, inflation, currency devaluations and high unemployment rates. Any adverse economic event in one country can have a significant effect on other countries of this region. In addition, commodities (such as oil, gas and minerals) represent a significant percentage of the region's exports and many economies in this region, are particularly sensitive to fluctuations in commodity prices. A Fund may also invest in securities of Chinese issuers. See "China Investment Risk" on page 186.

**Fund of Funds Risk.** The FlexShares® Real Assets Allocation Index Fund invests a substantial portion of its assets in its Underlying Funds, so the Fund's investment performance is directly related to the performance of its Underlying Funds. The Fund may also invest in other funds, including money market funds. The Fund's NAV will change with changes in the value of its Underlying Funds and other securities in which the Fund may invest based on its market valuation. In addition, the shares of the Underlying Funds may trade at a premium or discount to their intrinsic value (i.e., the market value may differ from the NAV of an ETF's shares) for a number of reasons. For example, supply and demand for shares of an Underlying Fund or market disruptions may cause the market price of the Underlying Fund to deviate from the value of the Underlying Fund's investments, which may be exacerbated in less liquid markets. An investment in the Fund will entail more direct and indirect costs and expenses than a direct investment in its Underlying Funds. For example, the Fund

---

## Additional Fund Information (cont.)

---

indirectly pays a portion of the expenses (including operating expenses and management fees) incurred by its Underlying Funds.

An investor in the Fund may receive taxable gains from portfolio transactions by the Underlying Funds, as well as taxable gains from transactions in shares of the Underlying Funds held by the Fund.

As the Fund's allocations to its Underlying Funds change from time to time, or to the extent that the expense ratio of the Underlying Funds changes, the weighted average operating expenses borne by the Fund may increase or decrease.

In addition, the Investment Adviser may have an incentive to take into account the effect on an Underlying Fund in which the Fund may invest in determining whether, and under what circumstances, to purchase or sell shares in that Underlying Fund. Although the Investment Adviser takes steps to address the conflicts of interest, it is possible that the conflicts could impact the Fund.

In October 2020, the SEC adopted certain regulatory changes and took other actions related to the ability of an investment company to invest in another investment company. These regulatory changes may adversely impact the Fund's investment strategies and operations.

**Global Natural Resources Risk.** The FlexShares<sup>®</sup> Morningstar Global Upstream Natural Resources Index Fund (which is also an Underlying Fund of the FlexShares<sup>®</sup> Real Assets Allocation Index Fund) primarily invests in companies engaged in natural resource activities and may be subject to greater risks and market fluctuations than funds with more diversified portfolios. The value of the Fund's securities will fluctuate in response to market conditions generally, and will be particularly sensitive to the markets for those natural resources in which a particular issuer is involved. The values of natural resources may also fluctuate directly with respect to real and perceived inflationary trends and various economic and political developments. Natural resource industries throughout the world may be subject to greater political, environmental and other governmental regulation than many other industries. Changes in governmental policies and the need for regulatory approvals may have an adverse effect on the products and services of natural resources companies. For example, the exploration, development and distribution of coal, oil

and gas in the U.S. are subject to significant federal and state regulation, which may affect rates of return on such investments and the kinds of services that may be offered to companies in those industries. In addition, many natural resource companies have been subject to significant costs associated with compliance with environmental and other safety regulations. The direction, type or effect of any future regulations affecting natural resource industries are virtually impossible to predict.

Commodity prices fluctuate for several reasons, including changes in market and economic conditions, the impact of weather on demand, the impact of interest rates and inflation on production and demand, levels of domestic production and imported commodities, energy conservation, domestic and foreign governmental regulation and taxation and the availability of local, intrastate and interstate transportation systems. Volatility of commodity prices, which may lead to a reduction in production or supply, may also negatively impact the performance of companies in natural resources industries that are involved in the transportation processing, storing, distribution or marketing of commodities. Volatility of commodity prices may also make it more difficult for companies in natural resources industries to raise capital to the extent the market perceives that their performance may be directly or indirectly tied to commodity prices.

**High Portfolio Turnover Risk.** The FlexShares<sup>®</sup> STOXX<sup>®</sup> US ESG Impact Index Fund, FlexShares<sup>®</sup> iBoxx 3-Year Target Duration TIPS Index Fund, FlexShares<sup>®</sup> Disciplined Duration MBS Index Fund, FlexShares<sup>®</sup> Credit-Scored US Long Corporate Bond Index Fund and FlexShares<sup>®</sup> High Yield Value-Scored Bond Index Fund may engage in active and frequent trading of its portfolio securities. A high portfolio turnover rate is likely to involve higher brokerage commissions and other transaction costs, which could reduce a Fund's return. It also may result in the realization and/or distribution to shareholders of higher capital gains or losses as compared to a Fund with less active trading policies. For the FlexShares<sup>®</sup> Disciplined Duration MBS Index Fund, investment in mortgage dollar rolls and participation in TBA Transactions may significantly increase the Fund's portfolio turnover rate.



---

## Additional Fund Information (cont.)

---

**High Yield Securities Risk.** The FlexShares® High Yield Value-Scored Bond Index Fund's non-investment grade fixed-income securities, sometimes known as "junk bonds," will be subject to greater credit risk, price volatility and risk of loss than investment grade securities, which can adversely impact the Fund's return and NAV. High yield securities are considered highly speculative and are subject to the increased risk of an issuer's inability to make principal and interest payments.

The market value of these low-rated securities tends to be more sensitive to individual corporate developments and changes in interest rates and economic conditions than higher-rated securities. In addition, they generally present a higher degree of credit risk. Issuers of low-rated securities are often highly leveraged, so their ability to repay their debt during an economic downturn or periods of rising interest rates may be impaired. The risk of loss due to default by these issuers also is greater because low-rated securities generally are unsecured and often are subordinated to the rights of other creditors of the issuers of such securities. Investment by the Fund in defaulted securities poses additional risk of loss should nonpayment of principal and interest continue in respect of such securities. Even if such securities are held to maturity, recovery by the Fund of its initial investment and any anticipated income or appreciation will be uncertain. The Fund also may incur additional expenses in seeking recovery on defaulted securities.

The secondary market for lower quality securities is concentrated in relatively few market makers and is dominated by institutional investors. Accordingly, the secondary market for such securities is not as liquid as, and is more volatile than, the secondary market for higher quality securities. In addition, market trading volume for these securities generally is lower and the secondary market for such securities could contract under adverse market or economic conditions, independent of any specific adverse changes in the condition of a particular issuer. These factors may have an adverse effect on the market price and the Fund's ability to dispose of particular portfolio investments. A less developed secondary market also may make it more difficult for the Fund to obtain precise valuations of such securities in its portfolio.

**Income Risk.** The FlexShares® iBoxx 3-Year Target Duration TIPS Index Fund, FlexShares® iBoxx 5-Year Target Duration TIPS Index Fund, FlexShares® Disciplined Duration MBS Index Fund, FlexShares® Credit-Scored US Corporate Bond Index Fund, FlexShares® Credit-Scored US Long Corporate Bond Index Fund and FlexShares® High Yield Value-Scored Bond Index Fund's income may decline when interest rates fall. This decline can occur in the FlexShares® Disciplined Duration MBS Index Fund, FlexShares® Credit-Scored US Corporate Bond Index Fund, FlexShares® Credit-Scored US Long Corporate Bond Index Fund and FlexShares® High Yield Value-Scored Bond Index Fund because a Fund must invest in lower-yielding bonds as bonds in its portfolio mature, bonds in each Fund's respective Underlying Index are substituted, or a Fund otherwise needs to purchase additional bonds. The Index Provider's substitution of bonds in a Fund's Underlying Index may occur, for example, when the time to maturity for the bond no longer matches the Underlying Index's stated maturity guidelines.

The FlexShares® iBoxx 3-Year Target Duration TIPS Index Fund and FlexShares® iBoxx 5-Year Target Duration TIPS Index Fund will invest most of their assets in Treasury Inflation-Protected Securities ("TIPS"). The Funds' income may decline due to a decline in inflation (or deflation). If there is deflation, the principal value of inflation-linked securities, such as TIPS, will be adjusted downward, and consequently the interest payments (calculated with respect to a smaller principal amount) will be reduced. If inflation is lower than expected during the period a Fund holds TIPS, the Fund may earn less income on the security than on a conventional bond.

**Inflation-Protected Securities Risk.** The FlexShares® iBoxx 3-Year Target Duration TIPS Index Fund and FlexShares® iBoxx 5-Year Target Duration TIPS Index Fund will invest most of their assets in TIPS. The value of inflation-indexed debt securities are subject to the effects of changes in real interest rates that may change as a result of different factors. In general, the value of an inflation-indexed security, including TIPS, tends to decrease when real interest rates increase and increase when real interest rates decrease. Interest payments on inflation-indexed securities will vary along with changes in the Consumer Price Index for All Urban Consumers (CPI-U) before seasonal adjustment



---

## Additional Fund Information (cont.)

---

(calculated by the Bureau of Labor Statistics). Thus generally, during periods of rising inflation, the value of inflation-indexed securities will tend to increase and during periods of deflation, their value will tend to decrease. There can be no assurance that the inflation index used (i.e., CPI-U) will accurately measure the price increase of a certain good or service. Increases in the principal value of TIPS due to inflation are considered taxable ordinary income for the amount of the increase in a calendar year.

**Information Technology Sector Risk.** Information technology companies face intense competition, both domestically and internationally, which may have an adverse effect on their profit margins. Like other technology companies, information technology companies may have limited product lines, markets, financial resources or personnel. The products of information technology companies may face obsolescence due to rapid technological developments, frequent new product introduction, unpredictable changes in growth rates and competition for the services of qualified personnel. Companies in the information technology sector are heavily dependent on patent and intellectual property rights. The loss or impairment of these rights may adversely affect the profitability of these companies. Technology companies may also be susceptible to heightened risk of cybersecurity breaches that may affect their security prices.

**Infrastructure-Related Companies Risk.** The FlexShares® STOXX® Global Broad Infrastructure Index Fund (which is also an Underlying Fund of the FlexShares® Real Assets Allocation Index Fund) invests primarily in infrastructure-related companies. Investments in infrastructure-related companies have greater exposure to the potential adverse economic, regulatory, political and other changes affecting such entities. Infrastructure-related companies are subject to a variety of factors that may adversely affect their business or operations including high interest costs in connection with capital construction programs, costs associated with compliance with and changes in environmental and other regulations, difficulty in raising capital in adequate amounts on reasonable terms in periods of high inflation and unsettled capital markets, the effects of surplus capacity, increased competition from other providers of services in a developing deregulatory environment, uncertainties concerning the availability of fuel at reasonable prices, the

effects of energy conservation policies and other factors. Additionally, infrastructure-related companies may be subject to regulation by various governmental authorities and may also be affected by governmental regulation of rates charged to customers, government budgetary constraints, service interruption due to environmental, operational or other mishaps and the imposition of special tariffs and changes in tax laws, regulatory policies and accounting standards.

Other factors that may affect the operations of infrastructure-related companies include innovations in technology that could render the way in which a company delivers a product or service obsolete, significant changes to the number of ultimate end-users of a company's products, increased susceptibility to terrorist acts or political actions, risks of environmental damage due to a company's operations or an accident, and general changes in market sentiment towards infrastructure and utilities assets.

**Interest Rate Risk** is the risk that rising interest rates may adversely affect a Fund. Increases in interest rates typically lower the present value of a REIT's future earnings stream, and may make financing property purchases and improvements more costly. Because the market price of REIT stocks may change based upon investors' collective perceptions of future earnings, the value of a Fund may decline when investors anticipate or experience rising interest rates.

**Interest Rate/Maturity Risk.** The FlexShares® iBoxx 3-Year Target Duration TIPS Index Fund, FlexShares® iBoxx 5-Year Target Duration TIPS Index Fund, FlexShares® Disciplined Duration MBS Index Fund, FlexShares® Credit-Scored US Corporate Bond Index Fund, FlexShares® Credit-Scored US Long Corporate Bond Index Fund and FlexShares® High Yield Value-Scored Bond Index Fund invest primarily in fixed-income securities. Generally, when interest rates rise, prices of fixed-income securities fall. However, market factors, such as the demand for particular fixed-income securities, may cause the price of certain fixed-income securities to fall while the prices of other securities rise or remain unchanged. A fixed-income security's duration approximates its price sensitivity to changes in interest rates. For example, suppose that interest rates in one day fall by one percent which, in turn, causes yields on every bond in the market to fall by the same amount. In

---

## Additional Fund Information (cont.)

---

this example, the price of a bond with a duration of three years may be expected to rise approximately three percent and the price of a bond with a five-year duration may be expected to rise approximately five percent. The converse is also true. Suppose interest rates in one day rise by one percent which, in turn, causes yields on every bond in the market to rise by the same amount. In this second example, the price of a bond with a duration of three years may be expected to fall approximately three percent and the price of a bond with a five-year duration may be expected to fall approximately five percent. Interest rate changes have a greater effect on the price of fixed-income securities with longer durations. Certain factors, such as the presence of call features, may cause a particular fixed-income security, or a Fund as a whole, to exhibit less sensitivity to changes in interest rates. The maturity of a security, another commonly used measure of price sensitivity, measures only the time until final payment is due, whereas duration takes into account the pattern of all payments of interest and principal on a security over time, including how these payments are affected by prepayments and by changes in interest rates.

A wide variety of factors can cause interest rates to rise (e.g., central bank monetary policies, inflation rates, general economic conditions, etc.). The Funds currently face a heightened level of interest rate risk because interest rates are at historically low levels, but are expected to increase in the future with unpredictable effects on the markets and each Fund's investments. An increase in interest rates may lead to heightened volatility in the fixed-income markets and may adversely affect the liquidity of certain fixed-income investments.

**Japan Investment Risk.** The FlexShares® Developed Markets ex-US Quality Low Volatility Index Fund and FlexShares® Morningstar Developed Markets ex-US Factor Tilt Index Fund may be concentrated in securities of Japanese issuers, and certain other Funds may invest in Japanese issuers to the extent consistent with their respective investment strategies. The Japanese economy may be subject to considerable degrees of economic, political and social instability, which could negatively impact Japanese issuers. In recent times, Japan's economic growth rate has remained low, and it may remain low in the future. In addition, Japan is subject to the risk of natural disasters, such as

earthquakes, volcanic eruptions, typhoons and tsunamis, which could negatively affect a Fund. The growth of Japan's economy has historically lagged that of its Asian neighbors and other major developed economies. The Japanese economy is heavily dependent on international trade and has been adversely affected by trade tariffs, other protectionist measures, competition from emerging economies and the economic conditions of its trading partners. Japan's relations with its neighbors, particularly China, North Korea, South Korea and Russia, have at times been strained due to territorial disputes, historical animosities and defense concerns. Most recently, the Japanese government has shown concern over the increased nuclear and military activity by North Korea. Strained relations may cause uncertainty in the Japanese markets and adversely affect the overall Japanese economy in times of crisis. China has become an important trading partner with Japan, yet the countries' political relationship has become strained. Should political tension increase, it could adversely affect the economy, especially the export sector, and destabilize the region as a whole. Japan is located in a part of the world that has historically been prone to natural disasters such as earthquakes, volcanoes and tsunamis and is economically sensitive to environmental events. Any such event, such as the major earthquake and tsunami which struck Japan in March 2011, could result in a significant adverse impact on the Japanese economy.

Historically, Japan has been subject to unpredictable national politics and may experience frequent political turnover. Future political developments may lead to changes in policy that might adversely affect a Fund's investments. In addition, the Japanese economy faces several concerns, including a financial system with large levels of nonperforming loans, over-leveraged corporate balance sheets, extensive cross-ownership by major corporations, a changing corporate governance structure, and large government deficits. The Japanese yen has fluctuated widely at times and any increase in its value may cause a decline in exports that could weaken the economy. Furthermore, Japan has an aging workforce. It is a labor market undergoing fundamental structural changes, as traditional lifetime employment clashes with the need for increased labor mobility, which may adversely affect Japan's economic competitiveness. Japan also remains heavily dependent on

---

## Additional Fund Information (cont.)

---

oil imports, and higher commodity prices could therefore have a negative impact on the economy. Furthermore, Japanese corporations often engage in high levels of corporate leveraging, extensive cross-purchases of the securities of other corporations and are subject to a changing corporate governance structure.

**Large Cap Risk.** The securities of large market capitalization companies may underperform other segments of the market because such companies may be less responsive to competitive challenges and opportunities and may be unable to attain high growth rates during periods of economic expansion.

**Large Shareholder Risk.** Certain shareholders, including other funds advised by the Investment Adviser, may from time to time own a substantial amount of a Fund's shares. In addition, a third party investor, the Investment Adviser or an affiliate of the Investment Adviser, an authorized participant, a lead market maker, or another entity may invest in the Fund and hold its investment for a limited period of time solely to facilitate commencement of the Fund or to facilitate the Fund's achieving a specified size or scale. There can be no assurance that any large shareholder would not redeem its investment, that the size of a Fund would be maintained at such levels or that a Fund would continue to meet applicable listing requirements. Redemptions by large shareholders could have a significant negative impact on a Fund. In addition, transactions by large shareholders may account for a large percentage of the trading volume on a Fund's listing exchange and may, therefore, have a material upward or downward effect on the market price of the shares.

To the extent a significant percentage of the shares of a Fund are owned or controlled by a small number of account shareholders (or a single account shareholder), including funds or accounts over which the Investment Adviser or an affiliate of the Investment Adviser has investment discretion, the Fund is subject to the risk that those shareholders may purchase or redeem Fund shares in significant amounts rapidly or unexpectedly, including as a result of an asset allocation decision made by the Investment Adviser or an affiliate of the Investment Adviser and may adversely affect a Fund's performance if the Investment Adviser is forced to sell portfolio securities or invest

cash when the Investment Adviser would not otherwise choose to do so. Redemptions of a large number of shares may affect the liquidity of a Fund's portfolio, increase the Fund's transaction costs, and accelerate the realization of taxable income and/or gains. In addition, a large redemption could result in each Fund's current expenses being allocated over a smaller asset base, leading to an increase in such Fund's gross expense ratio. Large purchases of a Fund's shares may also adversely affect the Fund's performance to the extent that a Fund is delayed in investing new cash or otherwise maintains a larger cash position than it ordinarily would to the extent that the Fund accepts cash for an order for the purchase of creation units of the Fund's shares.

**LIBOR Transition Risk.** Certain Funds' investments, payment obligations and financing terms may be based on floating rates, such as London Interbank Offered Rate ("LIBOR"), Euro Interbank Offered Rate and other similar types of reference rates (each, a "Reference Rate"). On July 27, 2017, the Chief Executive of the UK Financial Conduct Authority ("FCA"), which regulates LIBOR, announced that the FCA will no longer persuade nor compel banks to submit rates for the calculation of LIBOR and certain other Reference Rates after 2021. Such announcement indicates that the continuation of LIBOR and other Reference Rates on the current basis cannot and will not be guaranteed after 2021. The transition away from Reference Rates may lead to increased volatility and illiquidity in markets that are tied to such Reference Rates and reduced values of Reference Rate-related investments. This announcement and any additional regulatory or market changes that occur as a result of the transition away from Reference Rates may have an adverse impact on a Fund's investments, performance or financial condition.

**Liquidity Risk.** To the extent a Fund invests in illiquid investments or investments that become illiquid, such investments may have a negative effect on the returns of the Fund because the Fund may be unable to sell the illiquid investments at an advantageous time or price. Liquid investments may become illiquid after purchase by a Fund, particularly during periods of market turmoil. Illiquid investments may be harder to value, especially in changing markets, and if a Fund is forced to sell these investments to meet redemption requests or for other cash needs, the

---

## Additional Fund Information (cont.)

---

Fund may suffer a loss. Liquidity risk may result from the lack of an active market, reduced number and capacity of traditional market participants to make a market in fixed income securities, and may be magnified in a rising interest rate environment or other circumstances where investor redemptions from fixed income funds may be higher than normal, causing increased supply in the market due to selling activity. Additionally, the market for certain investments may become illiquid under adverse market or economic conditions independent of any specific adverse changes in the conditions of a particular issuer. In such cases, a Fund, due to limitations on investments in illiquid investments and/or purchasing and selling such investments, may be unable to achieve a high degree of correlation with the Fund's Underlying Index. Additionally, in adverse market conditions, a Fund's market price may begin to reflect illiquidity or pricing uncertainty of a Fund's portfolio securities. This could lead to the Fund's shares trading at a price that is higher or lower than the Fund's NAV. At times, such differences may be significant.

**Low Volatility Risk.** Although the Underlying Index is designed to have overall volatility that is lower than that of the Parent Index, there is no guarantee it will be successful. Securities or other assets in the portfolios of the FlexShares® US Quality Low Volatility Index Fund, FlexShares® Developed Markets ex-US Quality Low Volatility Index Fund and FlexShares® Emerging Markets Quality Low Volatility Index Fund may be subject to price volatility and the prices may not be any less volatile than the market as a whole and could be more volatile. Events or financial circumstances affecting individual securities or sectors may increase the volatility of a Fund. The price of a security may fluctuate due to factors affecting markets generally or particular industries. The market prices of the securities or other assets in a Fund's portfolio may fluctuate, sometimes rapidly and unpredictably. A Fund will continue to seek to track the Underlying Index even if the Underlying Index does not have lower overall volatility than the Parent Index. There is also the risk that a Fund may experience volatility greater than that of its Parent Index as a result of tracking error. A portfolio of securities with greater volatility is generally considered to have a higher risk profile than a portfolio with lower volatility.

**Market Risk** is the risk that the value of a Fund's investments may increase or decrease in response to expected real or perceived economic, political or financial events in the U.S. or global markets. The frequency and magnitude of such changes in value cannot be predicted. Certain securities and other investments held by a Fund may experience increased volatility, illiquidity, or other potentially adverse effects in response to changing market conditions, inflation, changes in interest rates, lack of liquidity in the bond or equity markets, volatility in the equities market or adverse investor sentiment. Local, regional or global events such as war, acts of terrorism, the spread of infectious illness or other public health issues, recessions, or other events or adverse investor sentiment or other political, regulatory, economic and social developments, and developments that impact specific economic sectors, industries or segments of the market or other events could have a significant impact on a Fund and its investments and could result in a Fund's shares trading at increased premiums or discounts to the Fund's NAV. These risks may be magnified if certain events or developments adversely interrupt the global supply chain. Market risk includes the risk that a particular style of investing, such as growth or value, may underperform the market generally. The value of the securities in which a Fund invests may go up or down in response to the prospects of individual issuers and/or general economic conditions. Securities markets may experience great short-term volatility and may fall sharply at times. Different markets may behave differently from each other and a foreign market may move in the opposite direction from the U.S. market. Price changes may be temporary or last for extended periods. You could lose money over short periods due to fluctuation in the market prices of a Fund's shares in response to market movements, and over longer periods during market downturns.

Periods of unusually high financial market volatility and restrictive credit conditions, at times limited to a particular sector or geographic area, have occurred in the past and may be expected to recur in the future. Some countries, including the United States, have adopted or have signaled protectionist trade measures, relaxation of the financial industry regulations that followed the financial crisis, and/or reductions to corporate taxes. The scope of these policy changes is still developing, but the equity and debt



---

## Additional Fund Information (cont.)

---

markets may react strongly to expectations of change, which could increase volatility, particularly if a resulting policy runs counter to the market's expectations. The outcome of such changes cannot be foreseen at the present time. In addition, geopolitical and other risks, including environmental and public health risks, may add to instability in the world economy and markets generally. As a result of increasingly interconnected global economies and financial markets, the value and liquidity of a Fund's investments may be negatively affected by events impacting a country or region, regardless of whether the Fund invests in issuers located in or with significant exposure to such country or region.

An outbreak of respiratory disease caused by a novel coronavirus was first detected in December 2019 and has spread internationally. The outbreak and efforts to contain its spread have resulted in closing borders and quarantines, restricting international and domestic travel, enhanced health screenings, cancellations, disrupted supply chains and customer activity, responses by businesses (including changes to operations and reducing staff), and have produced general concern and uncertainty. The impact of the coronavirus pandemic, and other epidemics and pandemics that may arise in the future, could adversely affect national and global economies, individual companies and the market in general in a manner and for a period of time that cannot be foreseen at the present time. Health crises caused by the recent outbreak may heighten other preexisting political, social and economic risks in a country or region. Governmental authorities and regulators throughout the world, such as the U.S. Federal Reserve, have in the past responded to major economic disruptions with changes to fiscal and monetary policy, including but not limited to, direct capital infusions, new monetary programs, and dramatically lower interest rates. Certain of those policy changes are being implemented or considered in response to the coronavirus outbreak. Such policy changes may adversely affect the value, volatility and liquidity of dividend and interest paying securities. In certain cases, an exchange or market may close or issue trading halts on either specific securities or even the entire market, which may result in a Fund being, among other things, unable to buy or sell certain securities or financial instruments or to accurately price its investments. In the

event of a pandemic or an outbreak, there can be no assurance that the Funds and their service providers will be able to maintain normal business operations for an extended period of time or will not lose the services of key personnel on a temporary or long-term basis due to illness or other reasons. A pandemic or disease could also impair the information technology and other operational systems upon which the Investment Adviser relies, and could otherwise disrupt the ability of the Fund's service providers to perform essential tasks. Although multiple asset classes may be affected by a market disruption, the duration and effects may not be the same for all types of assets. To the extent a Fund may overweight its investments in certain countries, companies, industries or market sectors, such position will increase the Fund's exposure to risk of loss from adverse developments affecting those countries, companies, industries or sectors. These conditions could result in a Fund's inability to achieve its investment objectives, cause the postponement of reconstitution or rebalance dates for a Fund's underlying index or benchmark index, adversely affect the prices and liquidity of the securities and other instruments in which a Fund invests, negatively impact a Fund's performance, and cause losses on your investment in a Fund. During periods of market disruption or other abnormal market conditions, a Fund's exposure to the risks described elsewhere in this Prospectus will likely increase. Market disruptions, regulatory restrictions or other abnormal market conditions could have an adverse effect on a Fund's ability to adjust its exposure to the required levels in order to track its Underlying Index or cause delays in the Underlying Index's rebalancing or rebalancing schedule. During any such delay, it is possible that the Underlying Index and, in turn, the Fund will deviate from the Underlying Index's stated methodology and therefore experience returns different than those that would have been achieved under a normal rebalancing or reconstitution schedule. Because each Fund is designed to maintain a high level of exposure to its Underlying Index at all times, it will not take any steps to invest defensively or otherwise reduce the risk of loss during market downturns.



---

## Additional Fund Information (cont.)

---

### Market Trading Risks

#### *Absence of Active Market*

Although the shares of the Funds described in this Prospectus are listed for trading on a listing exchange and may be listed on certain foreign exchanges, there can be no assurance that an active trading market for such shares will be developed or maintained.

#### *Lack of Market Liquidity*

Secondary market trading in Fund shares may be halted by a listing exchange because of market conditions or for other reasons. In addition, trading in Fund shares is subject to trading halts caused by extraordinary market volatility pursuant to “circuit breaker” rules. There can be no assurance that the requirements necessary to maintain the listing of the shares of a Fund will continue to be met or will remain unchanged.

#### *Shares of the Funds May Trade at Prices Other Than NAV*

Shares of the Funds may trade at, above or below their most recent NAV. The per share NAV of each Fund is calculated at the end of each business day and fluctuates with changes in the market value of such Fund’s holdings since the prior most recent calculation. The trading prices of a Fund’s shares will generally fluctuate in accordance with changes in its NAV, changes in the relative supply of, and demand for, Fund shares, and changes in the liquidity, or the perceived liquidity, of the Fund’s holdings. The trading prices of a Fund’s shares may deviate significantly from NAV during periods of market volatility. These factors, among others, may lead to a Fund’s shares trading at a premium or discount to NAV. However, given that shares can be created and redeemed only in Creation Units at NAV (unlike shares of many closed-end funds, which frequently trade at appreciable discounts from, and sometimes at premiums to, their NAVs), NTI believes that large discounts or premiums to the NAV of a Fund’s shares should not be sustained over the long term. While the creation/redemption feature is designed to make it likely that a Fund’s shares normally will trade close to the Fund’s NAV, exchange prices are not expected to correlate exactly with a Fund’s NAV due to timing reasons as well as market supply and demand factors. In addition, disruptions to creations and redemptions including disruptions at market makers,

Authorized Participants, or market participants or during periods of significant volatility, may result in trading prices that differ significantly from NAV. Authorized Participants may be less willing to create or redeem a Fund’s shares if there is a lack of an active market for such shares or its underlying investments, which may contribute to the Fund’s shares trading at a premium or discount to NAV. If a shareholder purchases at a time when the market price of a Fund is at a premium to its NAV or sells at a time when the market price is at a discount to the NAV, the shareholder may sustain losses.

Since foreign exchanges may be open on days when the FlexShares® Developed Markets ex-US Quality Low Volatility Index Fund, FlexShares® Emerging Markets Quality Low Volatility Index Fund, FlexShares® Morningstar Developed Markets ex-US Factor Tilt Index Fund, FlexShares® Morningstar Emerging Markets Factor Tilt Index Fund, FlexShares® STOXX® Global ESG Impact Index Fund, FlexShares® Morningstar Global Upstream Natural Resources Index Fund, FlexShares® STOXX® Global Broad Infrastructure Index Fund, FlexShares® Global Quality Real Estate Index Fund, FlexShares® Real Assets Allocation Index Fund, FlexShares® International Quality Dividend Index Fund, FlexShares® International Quality Dividend Defensive Index Fund and FlexShares® International Quality Dividend Dynamic Index Fund do not price their shares, the value of the securities in these Funds’ portfolios may change on days when shareholders will not be able to purchase or sell the Funds’ shares.

#### *Secondary Market Trading Risk*

Shares of a Fund may trade in the secondary market at times when the Fund does not accept orders to purchase or redeem shares. At such times, shares may trade in the secondary market with more significant premiums or discounts than might be experienced at times when the Fund accepts purchase and redemption orders.

Shares of a Fund, similar to shares of other issuers listed on a stock exchange, may be sold short and are therefore subject to the risk of increased volatility associated with short selling.

Further, a Fund may experience low trading volume and wide bid/ask spreads. Bid/ask spreads vary over time based on trading volume and market liquidity (including for the

---

## Additional Fund Information (cont.)

---

underlying securities held by the Fund), and are generally lower if shares of a Fund have more trading volume and market liquidity and higher if shares of the Fund have little trading volume and market liquidity. In stressed market conditions, the market for a Fund's shares may become less liquid in response to declining liquidity in the markets for the Fund's portfolio holdings, which may cause a variance in the market price of the Fund's shares and their underlying value.

**Mid and Small Cap Stock Risk.** The FlexShares<sup>®</sup> Morningstar US Market Factor Tilt Index Fund, FlexShares<sup>®</sup> Morningstar Developed Markets ex-US Factor Tilt Index Fund, FlexShares<sup>®</sup> Morningstar Emerging Markets Factor Tilt Index Fund, FlexShares<sup>®</sup> Morningstar Global Upstream Natural Resources Index Fund, FlexShares<sup>®</sup> STOXX<sup>®</sup> Global Broad Infrastructure Index Fund, FlexShares<sup>®</sup> Global Quality Real Estate Index Fund, FlexShares<sup>®</sup> International Quality Dividend Index Fund, FlexShares<sup>®</sup> International Quality Dividend Defensive Index Fund, FlexShares<sup>®</sup> International Quality Dividend Dynamic Index Fund and FlexShares<sup>®</sup> Real Assets Allocation Index Fund (including through its investment in its Underlying Fund(s)) will invest a portion of their assets in mid and small-capitalization companies. Stock prices of smaller companies may be more volatile than those of larger companies and therefore the share price of a Fund that invests mostly in smaller companies may be more volatile than those of funds that invest a larger percentage of their assets in stocks issued by large-capitalization companies. Stock prices of smaller companies are generally more vulnerable than those of large-capitalization companies to adverse business and economic developments. The stocks of smaller companies may be thinly traded. In addition, smaller companies are typically less stable financially than larger, more established companies and may depend on a small number of essential personnel, making them more vulnerable to loss of personnel. Smaller companies also normally have less diverse product lines than large-capitalization companies and are more susceptible to adverse developments concerning their products.

**Mid Cap Stock Risk.** The FlexShares<sup>®</sup> US Quality Low Volatility Index Fund, FlexShares<sup>®</sup> Developed Markets ex-US Quality Low Volatility Index Fund, FlexShares<sup>®</sup> Emerging Markets Quality Low Volatility Index Fund,

FlexShares<sup>®</sup> STOXX<sup>®</sup> US ESG Impact Index Fund and FlexShares<sup>®</sup> STOXX<sup>®</sup> Global ESG Impact Index Fund will invest a portion of their assets in mid-capitalization companies. Stock prices of smaller companies may be more volatile than those of larger companies and therefore the share price of a Fund that invests mostly in smaller companies may be more volatile than those of funds that invest a larger percentage of their assets in stocks issued by large-capitalization companies. Stock prices of smaller companies are generally more vulnerable than those of large-capitalization companies to adverse business and economic developments. The stocks of smaller companies may be thinly traded. In addition, smaller companies are typically less stable financially than larger, more established companies and may depend on a small number of essential personnel, making them more vulnerable to loss of personnel. Smaller companies also normally have less diverse product lines than large-capitalization companies and are more susceptible to adverse developments concerning their products.

**MLP Risk.** The FlexShares<sup>®</sup> STOXX<sup>®</sup> Global Broad Infrastructure Index Fund (which is also an Underlying Fund of the FlexShares<sup>®</sup> Real Assets Allocation Index Fund) may invest in publicly-traded units of Master Limited Partnership (MLPs). The Fund will not invest more than 25% of its net assets in MLPs. An MLP is a publicly traded company organized as a limited partnership or limited liability company and treated as a partnership for federal income tax purposes. MLPs may derive income and gains from the exploration, development, mining or production, processing, refining, transportation or storage (including pipelines transporting gas, oil, or products thereof), or the marketing of any mineral or natural resources. MLPs generally have two classes of owners, the general partner and limited partners. The general partner of an MLP is typically owned by one or more of the following: a major energy company, an investment fund, or the direct management of the MLP. The general partner may be structured as a private or publicly traded corporation or other entity. The general partner typically controls the operations and management of the MLP through an up to 2% equity interest in the MLP plus, in many cases, ownership of common units and subordinated units. Limited partners own the remainder of the partnership, through ownership of common units, and

---

## Additional Fund Information (cont.)

---

have a limited role in the partnership's operations and management.

As compared to common stockholders of a corporation, holders of MLP units have more limited control and limited rights to vote on matters affecting the partnership and the potential for a conflict of interest exists between common unit holders and a particular MLP's limited partners. In addition, there are certain tax risks associated with an investment in MLP units and conflicts of interest may exist between common unit holders and the general partner, including those arising from incentive distribution payments. MLPs may also be sensitive to changes in interest rates and during periods of interest rate volatility, may not provide attractive returns.

A change in current tax law, or a change in the business of a given MLP, could result in an MLP being treated as a corporation for U.S. federal income tax purposes, which would result in such MLP being required to pay U.S. federal income tax on its taxable income. Thus, if any of the MLPs owned by the Fund were treated as corporations for U.S. federal income tax purposes, the after-tax return to the Fund with respect to its investment in such MLPs would be materially reduced. This could cause a decline in the value of the MLPs' units, and potentially have an adverse effect on the Fund.

To the extent that the Fund invests in the equity securities of an MLP, the Fund will be a limited partner or member in such MLP. Accordingly, the Fund will be required to include in its taxable income the Fund's allocable share of the income, gains, losses, deductions and expenses recognized by each such MLP, regardless of whether the MLP distributes cash to the Fund. The Fund may have to sell investments to provide cash to make required distributions if its allocable share of an MLP's income and gains is not offset by the MLP's tax deductions, losses and credits and the MLP does not distribute sufficient cash. The portion, if any, of a distribution received by the Fund from an MLP that is offset by the MLP's tax deductions, losses or credits is essentially treated as a return of capital. The percentage of an MLP's income and gains that is offset by tax deductions, losses and credits will fluctuate over time for various reasons. A significant slowdown in acquisition activity or capital spending by MLPs in which the Fund invests could

result in a reduction of depreciation deductions, which may result in increased current taxable income for the Fund.

Because of the Fund's investments in equity securities of MLPs, the Fund's earnings and profits may be calculated using accounting methods that are different from those used for calculating taxable income. Because of these differences, the Fund may make distributions out of its current or accumulated earnings and profits, which will be treated as taxable dividends, even in years in which the Fund's distributions exceed its taxable income. In addition, changes in tax laws or regulations, or future interpretations of such laws or regulations, could adversely affect the Fund or the MLP investments in which the Fund invests.

**Model Risk** is the risk that the allocation model utilized in the FlexShares® Real Assets Allocation Index Fund's securities selection process will not result in improved issuer creditworthiness, maximize returns or minimize risk, or be appropriate for every investor seeking a particular risk profile.

**Momentum Risk** is the risk that securities that have had higher recent price performance compared to other securities may be more volatile than a broad cross-section of securities or that returns on securities that have previously exhibited price momentum are less than returns on other securities or the overall stock market. Momentum can turn quickly and cause significant variation from other types of investments. An Underlying Fund may follow an index that selects constituent securities based on a "momentum" factor.

**Mortgage-Backed Pass-Through Securities Risk.** The FlexShares® Disciplined Duration MBS Index Fund invests in mortgage-backed securities issued by Fannie Mae, Freddie Mac or Ginnie Mae. While securities issued by Ginnie Mae are backed by the full faith and credit of the U.S. government, securities issued by Fannie Mae and Freddie Mac are not backed by the full faith and credit of the U.S. government, and there can be no assurance that the U.S. government would provide financial support to its agencies or instrumentalities where it is not obligated to do so.

Mortgage-backed securities represent interests in "pools" of mortgages. In addition to credit and market risk, these

---

## Additional Fund Information (cont.)

---

securities may involve prepayment risk because the underlying assets (loans) may be prepaid at any time. Prepayment (or call) risk is the risk that an issuer will exercise its right to pay principal on an obligation held by the Fund (such as a mortgage-backed security) earlier than expected. This may happen during a period of declining interest rates. Under these circumstances, the Fund may be unable to recoup all of its initial investment and will suffer from having to reinvest in lower yielding securities. The loss of higher yielding securities and the reinvestment at lower interest rates can reduce the Fund's income, total return and share price.

Mortgage-backed securities are also subject to debt extension risk, which is the risk that when interest rates rise, certain mortgage-backed securities will be paid off substantially more slowly than originally anticipated and the value of those securities may fall sharply, resulting in a decline to the Fund's income and potentially in the value of the Fund's investments.

Because of call and debt extension risk, mortgage-backed securities react differently to changes in interest rates than other bonds. Small movements in interest rates (both increases and decreases) may quickly and significantly reduce the value of certain mortgage-backed securities. These securities are also subject to the risk of default on the underlying mortgage, particularly during periods of economic downturn.

The Fund seeks to obtain exposure to mortgage-backed securities, as represented in the Underlying Index, primarily through TBA Transactions. Default or bankruptcy of a counterparty to a TBA Transaction would expose the Fund to possible loss because of adverse market action, expenses or delays in connection with the purchase or sale of the mortgage-backed securities specified in the TBA Transaction. The Fund may acquire interests in mortgage pools through means other than such standardized contracts for future delivery.

**Non-Diversification Risk.** The FlexShares® US Quality Low Volatility Index Fund, FlexShares® Developed Markets ex-US Quality Low Volatility Index Fund, FlexShares® Emerging Markets Quality Low Volatility Index Fund, FlexShares® Morningstar Global Upstream Natural Resources Index Fund, FlexShares® STOXX® Global Broad

Infrastructure Index Fund, FlexShares® Global Quality Real Estate Index Fund, FlexShares® Real Assets Allocation Index Fund, FlexShares® iBoxx 3-Year Target Duration TIPS Index Fund, FlexShares® iBoxx 5-Year Target Duration TIPS Index Fund, FlexShares® Credit-Scored US Corporate Bond Index Fund and FlexShares® Credit-Scored US Long Corporate Bond Index Fund are classified as "non-diversified." This means that each Fund may invest most of its assets in securities issued by or representing a small number of issuers. As a result, a Fund may be more susceptible to the risks associated with these particular issuers, or to a single economic, political or regulatory occurrence affecting these issuers.

**Non-U.S. Issuer Risk.** The FlexShares® Credit-Scored US Corporate Bond Index Fund, FlexShares® Credit-Scored US Long Corporate Bond Index Fund and FlexShares® High Yield Value-Scored Bond Index Fund may invest in U.S. dollar denominated bonds of non-U.S. corporations to the extent such bonds are included in the Underlying Index. Investments in bonds of non-U.S. issuers may involve certain risks that are greater or different than those associated with investments in securities of U.S. issuers. These risks include differences in accounting, auditing and financial reporting standards, the possibility of expropriation or confiscatory taxation, adverse changes in investment or exchange control regulations, political instability which could affect U.S. investments in non-U.S. countries, and potential restrictions of the flow of international capital. Non-U.S. issuers may be subject to less governmental regulation than U.S. issuers. Moreover, individual non-U.S. economies may differ favorably or unfavorably from the U.S. economy in such respects as growth of gross domestic product, rate of inflation, capital reinvestment, resource self-sufficiency and balance of payment positions. In addition, the value of these securities may fluctuate due to changes in the exchange rate of the issuer's local currency against the U.S. dollar.

The FlexShares® High Yield Value-Scored Bond Index Fund may invest in U.S. dollar denominated bonds of non-U.S. issuers domiciled in Australia, Belgium, Canada, Denmark, France, Germany, Italy, Japan, the Netherlands, New Zealand, Norway, Spain, Sweden, Switzerland and the United Kingdom. Investment in non-U.S. developed country issuers may subject the Fund to regulatory, political, currency,



---

## Additional Fund Information (cont.)

---

security, economic and other risks associated with developed countries. See “Foreign Securities Risk” on page 193 and “Japan Investment Risk” on page 203.

**Passive Investment Risk.** The Funds are not actively managed. Each Fund may be affected by a general decline in the market segments relating to its Underlying Index. Each Fund invests in securities included in, or representative of, its Underlying Index regardless of their investment merit. NTI does not attempt to take defensive positions in any market conditions, including declining markets.

**Prepayment (or Call) Risk.** Prepayment (or call) risk is a principal risk for the FlexShares® Disciplined Duration MBS Index Fund, FlexShares® Credit-Scored US Corporate Bond Index Fund, FlexShares® Credit-Scored US Long Corporate Bond Index Fund and FlexShares® High Yield Value-Scored Bond Index Fund. The issuer of a security held by the Funds (such as a mortgage-related or other asset-backed security) may under certain circumstances make principal payments on such security sooner than expected. This may occur, for example, when interest rates decline. Such sooner-than-expected principal payments may reduce the returns of a Fund because the Fund is forced to forego expected future interest payments on the principal amount paid back early and the Fund may be forced to reinvest the money it receives from such early payments at the lower prevailing interest rates.

**Quality Factor Risk.** The quality factor used in the underlying indexes sponsored by NTI, as the Index Provider, is a quantitative ranking based on: (a) management expertise (b) profitability; and (c) cash flow. This style of investing is subject to the risk that the past performance of quality companies does not continue or that the returns on equity securities issued by these companies are less than returns on other styles of investing or the overall stock market. In addition, there may be periods when quality investing is out of favor and during which the investment performance of a fund using a quality strategy may suffer.

**Quality-Value Score Risk.** The Underlying Indexes for the FlexShares® Credit-Scored US Corporate Bond Index Fund and FlexShares® Credit-Scored US Long Corporate Bond Index Fund are designed to optimize exposure to a combined quality and value score, determined by NTI, as the Index Provider. There is the risk that the Fund’s investment

in companies whose securities are believed to be undervalued will not appreciate in value as anticipated or that the past performance of companies that have exhibited quality characteristics does not continue. Although the Underlying Index is designed to measure a portfolio of bonds that can potentially deliver a higher total return relative to the Parent Index, there is no assurance that the Underlying Index or Fund will be comprised of such securities. Accordingly, the Fund may be subject to greater credit risk, price volatility and risk of loss relative to the Parent Index.

**Real Estate Securities Risk.** The FlexShares® Global Quality Real Estate Index Fund (which is also an Underlying Fund of the FlexShares® Real Assets Allocation Index Fund) primarily invests in real estate companies and may be subject to greater risks and market fluctuations than funds with more diversified portfolios. The performance of real estate securities may be significantly impacted by the performance of real estate markets. Property values may fall due to increasing vacancies or declining rents resulting from economic, legal, cultural or technological developments. The price of real estate company shares also may drop because of the failure of borrowers to pay their loans and poor management. Many real estate companies utilize leverage, which increases investment risk and could adversely affect a company’s operations and market value in periods of rising interest rates as well as risks normally associated with debt financing. Real property investments are subject to varying degrees of risk. The yields available from investments in real estate depend on the amount of income and capital appreciation generated by the related properties. Income and real estate values may also be adversely affected by such factors as applicable domestic and foreign laws (e.g., Americans with Disabilities Act and tax laws), interest rate levels and the availability of financing. If the properties do not generate sufficient income to meet operating expenses, including, where applicable, debt service, ground lease payments, tenant improvements, third-party leasing commissions and other capital expenditures, the income and ability of the real estate company to make payments of any interest and principal on its debt securities will be adversely affected. In addition, real property may be subject to the quality of credit extended and defaults by borrowers and tenants. The performance of the economy in each of the countries and regions in which the



---

## Additional Fund Information (cont.)

---

real estate securities owned by the Fund is located affects occupancy, market rental rates and expenses and, consequently, has an impact on the income from such properties and their underlying values. The financial results of major local employers also may have an impact on the cash flow and value of certain properties. In addition, real estate investments are relatively illiquid and, therefore, the ability of real estate companies to vary their portfolios promptly in response to changes in economic or other conditions is limited. A real estate company such as a REIT may also have joint venture investments in certain of its properties and, consequently, its ability to control decisions relating to such properties may be limited.

**REIT Risk.** The FlexShares® Global Quality Real Estate Index Fund (which is also an Underlying Fund of the FlexShares® Real Assets Allocation Index Fund) will invest a substantial amount of its assets in REITs. Each other Fund, except the FlexShares® iBoxx 3-Year Target Duration TIPs Index Fund, FlexShares® iBoxx 5-Year Target Duration TIPs Index Fund and FlexShares® High Yield Value-Scored Bond Index Fund, may also invest in REITs. REITs are generally classified as equity REITs, mortgage REITs or a combination of equity and mortgage REITs. Equity REITs invest the majority of their assets directly in real property. Mortgage REITs invest the majority of their assets in real estate mortgages and derive income from the collection of interest payments. Hybrid REITs combine the characteristic of both equity and mortgage REITs. The FlexShares® Global Quality Real Estate Index Fund does not intend to invest in mortgage REITs. Equity REITs may be affected by changes in the value of the underlying property owned by the REITs. REITs are dependent upon management skill, may not be diversified, and are subject to heavy cash flow dependency, default by mortgagors or lessees and self-liquidation. In the event of a default by a mortgagor or lessee, a REIT may experience delays in enforcing its rights as a mortgagee or lessor and may incur substantial costs associated with protecting its investments. REITs are also subject to risks generally associated with investments in real estate. These risks include: changes in the value of real estate properties and difficulties in valuing and trading real estate; risks related to general and local economic conditions; overbuilding and increased competition; increases in property taxes and operating expenses; changes in zoning

laws; casualty and condemnation losses; variations in rental income; changes in the appeal of property to tenants; tenant bankruptcies and other credit problems; and changes in interest rates. To the extent that assets underlying a REIT are concentrated geographically, by property type or in certain other respects, these risks may be heightened. REITs are also subject to interest rate risks. A Fund will indirectly bear its proportionate share of any expenses, including management fees, paid by a REIT in which it invests.

REITs are subject to a highly technical and complex set of provisions in the Internal Revenue Code of 1986, as amended (the “Code”). It is possible that a Fund may invest in a real estate company that purports to be a REIT and that the company could fail to qualify as a REIT. In the event of any such unexpected failure to qualify as a REIT, the company would be subject to corporate-level taxation, significantly reducing the return to the Fund on its investment in such company.

The REIT investments of a Fund often do not provide complete tax information to the Fund until after the calendar year-end. Consequently, because of the delay, it may be necessary for a Fund to request permission to extend the deadline for issuance of Forms 1099-DIV beyond January 31. Also, under current provisions of the Code, distributions attributable to operating income of REITs in which a Fund invests are not eligible for favorable tax treatment as long-term capital gains or qualified dividends and will be taxable to you as ordinary income.

**Securities Lending Risk.** In order to generate additional income, the Funds may lend securities to banks, brokers and dealers or other qualified institutions. In exchange, each Fund will receive collateral equal to at least 100% of the value of the securities loaned.

Securities lending may represent no more than one-third of the value of each Fund’s total assets (including the loan collateral). Any cash collateral received by each Fund in connection with these loans may be invested in a variety of short-term investments, either directly or indirectly through money market portfolios. Loan collateral (including any investment of the collateral) is not included in the calculation of the percentage limitations described elsewhere in this Prospectus regarding each Fund’s investments in particular types of securities.

---

## Additional Fund Information (cont.)

---

A principal risk when lending portfolio securities is that the borrower might become insolvent or refuse to honor its obligation to return the securities. In this event, a Fund could experience delays in recovering its securities and possibly may incur a capital loss. A Fund will be responsible for any loss that might result from its investment of the cash collateral it receives from a borrower. Additionally, the amount of a Fund's distributions that qualify for taxation at reduced long-term capital gains rates for individuals, as well as the amount of a Fund's distributions that qualify for the dividends received deduction available to corporate shareholders (together, "qualifying dividends") may be reduced as a result of a Fund's securities lending activities. This is because any dividends paid on securities while on loan will not be deemed to have been received by the Fund, and the equivalent amount paid to the Fund by the borrower of the securities will not be deemed to be a qualifying dividend.

**Substantial Volatility Risk.** The value of the securities in a Fund's portfolio may fluctuate, sometimes rapidly and unpredictably at a greater level than the overall market. The value of a security may fluctuate due to factors affecting markets generally or particular industries. This volatility may affect a Fund's NAV. An Underlying Index is created to seek higher yields than the Parent Index and has exposure to securities likely to be more volatile than other similar securities. There is risk that a Fund could have substantial volatility.

**Tax Risk** is the risk that if a Fund invests in an Underlying Fund, the Fund's realized losses on sales of shares of the Underlying Funds may be indefinitely or permanently deferred as "wash sales." Distributions of short term capital gains by the Underlying Funds will be recognized as ordinary income by the Fund and would not be offset by the Fund's capital loss carryforwards, if any. Capital loss carryforwards of the Underlying Funds, if any, would not offset net capital gains of the Fund. Each of these effects is caused by the Fund's investment in the Underlying Funds and may result in distributions to Fund shareholders being of higher magnitudes and less likely to qualify for lower capital gain tax rates than if the Fund were to invest otherwise.

**Tracking Error Risk.** Tracking error risk is the risk that a Fund's performance may vary substantially from the performance of the Underlying Index it tracks as a result of imperfect correlation between a Fund's securities and those of the Underlying Index. Imperfect correlation may result from share purchases and redemptions, expenses, cash holdings, changes in the Underlying Indexes, asset valuations, costs of entering into foreign currency forward contracts, foreign currency valuations, market impact, corporate actions (such as mergers and spin-offs), legal restrictions (such as tax-related diversification requirements that apply to the Funds but not to the Underlying Index) and timing variances, among other factors. The FlexShares® High Yield Value-Scored Bond Index Fund may experience higher tracking error than other fixed income index ETFs that do not track an index comprised primarily of non-investment grade securities. This risk may be heightened during times of increased market volatility or other unusual market conditions. To the extent that a Fund uses a representative sampling indexing strategy, a Fund may not fully replicate its Underlying Index and may not hold securities included in its Underlying Index. Therefore, each Fund is subject to management risk. That is, NTI's indexing strategy, the implementation of which is subject to a number of constraints, may not produce the intended results.

Tracking error risk may be higher for Funds that track a foreign index, or an index that includes foreign securities, because regulatory and reporting requirements may differ from those in the U.S., and there is a heightened risk associated with limited availability and reliability of data used to construct the index.

For purposes of calculating the Funds' NAVs, the value of assets denominated in non-U.S. currencies is converted into U.S. dollars using prevailing market rates on the date of valuation as quoted by one more data service providers. This conversion may result in a difference between the prices used to calculate the Fund's NAV and the prices used by the Underlying Index, which, in turn, could result in a difference between a Fund's performance and the performance of its Underlying Index.

The need to comply with tax diversification and other requirements of the Internal Revenue Code of 1986, as

---

## Additional Fund Information (cont.)

---

amended, may also impact a Fund's ability to replicate the performance of its Underlying Index.

**U.S. Government Securities Risk.** The FlexShares® iBoxx 3-Year Target Duration TIPS Index Fund, FlexShares® iBoxx 5-Year Target Duration TIPS Index Fund, FlexShares® Disciplined Duration MBS Index Fund, FlexShares® Credit-Scored US Corporate Bond Index Fund and FlexShares® Credit-Scored US Long Corporate Bond Index Fund may invest in U.S. government securities to the extent consistent with their investment objectives and strategies. Not all U.S. government obligations carry the same credit support. Although many U.S. government securities in which a Fund may invest, such as those issued by Fannie Mae and Freddie Mac, may be chartered or sponsored by Acts of Congress, their securities are neither issued nor guaranteed by the U.S. Treasury and, therefore, are not backed by the full faith and credit of the United States. Some, such as those of Ginnie Mae, are supported by the full faith and credit of the U.S. Treasury. Other obligations, such as those of the Federal Home Loan Banks, are supported by the right of the issuer to borrow from the U.S. Treasury; and others are supported by the discretionary authority of the U.S. government to purchase the agency's obligations. Still others are supported only by the credit of the instrumentality or sponsored enterprise. The maximum potential liability of the issuers of some U.S. government securities held by a Fund may greatly exceed their current resources, including their legal right to support from the U.S. Treasury. It is possible that these issuers will not have the funds to meet their payment obligations in the future. No assurance can be given that the U.S. government would provide financial support to its agencies, instrumentalities or sponsored enterprises if it is not obligated to do so by law.

An agency of the U.S. government has placed Fannie Mae and Freddie Mac into conservatorship, a statutory process with the objective of returning the entities to normal business operations. It is unclear what effect this conservatorship will have on the securities issued or guaranteed by Fannie Mae or Freddie Mac. As a result, these securities are subject to more credit risk than U.S. government securities that are supported by the full faith and credit of the United States (e.g., U.S. Treasury bonds).

To the extent a Fund invests in debt instruments or securities of non-U.S. government entities that are backed by the full faith and credit of the United States, there is a possibility that such guarantee may be discontinued or modified at a later date.

**U.S. Issuer Risk.** The FlexShares® US Quality Low Volatility Index Fund, FlexShares® Morningstar US Market Factor Tilt Index Fund, FlexShares® US Quality Large Cap Index Fund, FlexShares® STOXX® US ESG Impact Index Fund, FlexShares® STOXX® Global ESG Impact Index Fund, FlexShares® Morningstar Global Upstream Natural Resources Index Fund, FlexShares® STOXX® Global Broad Infrastructure Index Fund, FlexShares® Global Quality Real Estate Index Fund, FlexShares® Real Assets Allocation Index Fund (through its investment in its Underlying Funds), FlexShares® Quality Dividend Index Fund, FlexShares® Quality Dividend Defensive Index Fund, FlexShares® Quality Dividend Dynamic Index Fund, FlexShares® Disciplined Duration MBS Index Fund, FlexShares® Credit-Scored US Corporate Bond Index Fund, FlexShares® Credit-Scored US Long Corporate Bond Index Fund and FlexShares® High Yield Value-Scored Bond Index Fund may have significant exposure to U.S. issuers. Decreasing imports or exports, changes in trade regulations and/or an economic recession in the United States may have a material adverse effect on the U.S. economy. The financial crisis that began in 2007 caused a significant decline in the value and liquidity of issuers in the United States. Policy and legislative changes in the United States are changing many aspects of financial and other regulation and may have a significant effect on the U.S. markets generally, as well as the value of certain securities. In addition, a continued rise in the U.S. public debt level or U.S. austerity measures may adversely affect U.S. economic growth and the securities to which the Funds have exposure.

**Valuation Risk.** The sale price the Funds could receive for a security may differ from the Funds' valuation of the security, particularly for securities that trade in low volume or volatile markets, or that are valued using a fair value methodology. Fair valuation of the Funds' investments involves subjective judgment. Because portfolio securities of the FlexShares® Developed Markets ex-US Quality Low Volatility Index Fund, FlexShares® Emerging Markets Quality

---

## Additional Fund Information (cont.)

---

Low Volatility Index Fund, FlexShares® Morningstar Developed Markets ex-US Factor Tilt Index Fund, FlexShares® Morningstar Emerging Markets Factor Tilt Index Fund, FlexShares® STOXX® Global ESG Impact Index Fund, FlexShares® Morningstar Global Upstream Natural Resources Index Fund, FlexShares® STOXX® Global Broad Infrastructure Index Fund, FlexShares® Global Quality Real Estate Index Fund, FlexShares® Real Assets Allocation Index Fund, FlexShares® International Quality Dividend Index Fund, FlexShares® International Quality Dividend Defensive Index Fund and FlexShares® International Quality Dividend Dynamic Index Fund may be traded on non-U.S. exchanges, and non-U.S. exchanges may be open on days when a Fund does not price its shares, the value of the securities in a Fund's portfolio may change on days when shareholders will not be able to purchase or sell the Fund's shares. The Funds rely on various sources to calculate their respective NAVs. The information may be provided by third parties that are believed to be reliable, but the information may not be accurate due to errors by such pricing sources, technological issues or otherwise.

**Value Investing Risk** is the risk that a Fund's investment in companies whose securities are believed to be undervalued, relative to their underlying profitability, will not appreciate in value as anticipated.

**Value Score Risk** is the risk that the FlexShares® High Yield Value-Scored Bond Index Fund's investment in companies whose securities are believed to be undervalued will not appreciate in value as anticipated. Although the Fund's Underlying Index is designed to measure a portfolio of bonds of companies with the potential for higher yields and less risk of insolvency relative to the Fund's Parent Index, there is no assurance that the Underlying Index or the Fund will be comprised of such securities. Accordingly, the Fund may be subject to greater credit risk, price volatility and risk of loss relative to its Parent Index.

**Volatility Risk** is the risk that the actual level of volatility experienced by a Fund may be greater or lower than the targeted overall volatility of the Fund's Underlying Index. Although a Fund's Underlying Index is designed to have a targeted overall volatility that is similar to that of the Parent Index, there is no guarantee that it will have the targeted overall volatility. A Fund will continue to seek to

track the Underlying Index even if the Underlying Index does not have the targeted overall volatility. There is also the risk that a Fund may experience volatility greater or lower than that of the Underlying Index as a result of tracking error. A portfolio of securities with greater volatility is generally considered to have a higher risk profile than a portfolio with lower volatility.

---

### Additional Information About the Funds' Investments and Other Risks

The principal risks of investing in the Funds are described under each "Fund Summary" above, and in "Additional Information About the Funds' Principal Risks" above on page 177. This section provides additional information about some of the investments and related risks described under the "Fund Summary" for each Fund above. It also describes additional risks faced by the Funds and investment techniques that may be used by the Funds from time to time. This Prospectus does not attempt to disclose all of the various types of instruments and investment techniques that may be used by the Funds. As with any fund, investors in the Funds rely on the professional investment judgment and skill of the Investment Adviser and the individual portfolio managers. Please see the Statement of Additional Information for more information about the securities and investment techniques described in this section and about other strategies and techniques that may be used by the Funds.

The FlexShares® Real Assets Allocation Index Fund may be exposed to these risks directly, or indirectly through the Fund's investments in the Underlying Funds.

**Borrowings and Reverse Repurchase Agreements.** To the extent consistent with its investment policies, each Fund may borrow money and enter into reverse repurchase agreements in amounts not exceeding one-third of the value of its total assets (including the amount borrowed). Each Fund may enter into reverse repurchase agreements when the Investment Adviser expects that the interest income to be earned from the investment of the transaction proceeds will be greater than the related interest expense. Reverse repurchase agreements involve the sale of securities held by a Fund subject to the Fund's agreement to repurchase them at a mutually agreed upon date and price (including interest).

---

## Additional Fund Information (cont.)

---

Borrowings and reverse repurchase agreements involve leveraging. If the securities held by a Fund decline in value while these transactions are outstanding, the NAV of the Fund's outstanding shares will decline in value by proportionately more than the decline in value of the securities. In addition, reverse repurchase agreements involve the risks that (a) the interest income earned by a Fund (from the investment of the proceeds) will be less than the interest expense of the transaction; (b) the market value of the securities sold by the Fund will decline below the price the Fund is obligated to pay to repurchase the securities; and (c) the securities may not be returned to the Fund.

**Fixed-Income Instruments.** Conditions in the U.S. and many foreign economies have resulted, and may continue to result, in fixed income instruments experiencing unusual liquidity issues, increased price volatility and, in some cases, credit downgrades and increased likelihood of default. These events have reduced the willingness and ability of some lenders to extend credit, and have made it more difficult for borrowers to obtain financing on attractive terms, if at all. As a result, the values of many types of securities have been reduced. In addition, global economies and financial markets are becoming increasingly interconnected, which increases the possibilities that conditions in one country or region might adversely impact issuers in a different country or region. The severity or duration of adverse economic conditions may also be affected by policy changes made by governments or quasi-governmental organizations. In addition, political events within the U.S. and abroad, such as the U.S. government's recent inability to agree on a long-term budget and deficit reduction plan, the federal government shutdown and threats to not increase the federal government's debt limit, may affect investor and consumer confidence and may adversely impact financial markets and the broader economy, perhaps suddenly and to a significant degree. High public debt in the U.S. and other countries creates ongoing systemic and market risks and policymaking uncertainty.

**Industrial Sector Risk.** A Fund may invest to a significant extent in the industrials sector of the economy. The value of securities issued by companies in the industrials sector may be adversely affected by supply and demand related to their specific products or services and industrials sector products in general. The products of manufacturing com-

panies may face obsolescence due to rapid technological developments and frequent new product introduction. Government regulations, trade disputes, world events, economic conditions and exchange rates may adversely affect the performance of companies in the industrials sector. Companies in the industrials sector may be adversely affected by liability for environmental damage and product liability claims. The industrials sector may also be adversely affected by changes or trends in commodity prices, which may be influenced by unpredictable factors.

**Investment Companies.** The Funds may invest in securities of other investment companies, including other ETFs. Such investments may include money market funds and other exchange-traded funds managed by the Investment Adviser. The following limitations do not apply to the FlexShares® Real Assets Allocation Index Fund, but do apply to its respective Underlying Funds. Investments will be limited so that, as determined after a purchase is made, either: (a) not more than 3% of the total outstanding stock of such investment company will be owned by the Fund, the Trust as a whole and its affiliated persons (as defined in the Investment Company Act of 1940 ("1940 Act"), as amended; or (b) (i) not more than 5% of the value of the total assets of the Fund will be invested in the securities of any one investment company, (ii) not more than 10% of the value of its total assets will be invested in the aggregate securities of investment companies as a group and (iii) not more than 3% of the outstanding voting stock of any one investment company will be owned by the Fund. These limits will not apply to the investment of uninvested cash balances in shares of registered or unregistered money market funds whether affiliated or unaffiliated. The foregoing exemption, however, only applies to an unregistered money market fund that (i) limits its investments to those in which a money market fund may invest under Rule 2a-7 of the 1940 Act and (ii) undertakes to comply with all the other provisions of Rule 2a-7.

**Investment Grade Securities.** A security is considered investment grade if, at the time of acquisition, it is rated:

- BBB or higher by S&P Global Ratings ("S&P");
- Baa3 or higher by Moody's Investors Service, Inc. ("Moody's");
- BBB or higher by Fitch Ratings ("Fitch"); or



---

## Additional Fund Information (cont.)

---

- BBB or higher by DBRS Ratings Limited (“DBRS”).

A security will be considered investment grade if it receives one of the above ratings, or a comparable rating from another organization that is recognized as a NRSRO, even if it receives a lower rating from other rating organizations. An unrated security also may be considered investment grade if the Investment Adviser determines that the security is comparable in quality to a security that has been rated investment grade.

Generally, the lower the credit rating of a security, issuer, guarantor or counterparty, the higher the degree of risk as to payment of interest and return of capital. Although securities rated BBB by S&P, DBRS or Fitch, or Baa3 by Moody’s are considered investment grade, they have certain speculative characteristics. Therefore, they may be subject to a higher risk of default than obligations with higher ratings. Subsequent to its purchase by a Fund, a rated security may cease to be rated or its rating may be reduced below investment grade or a security may no longer be considered to be investment grade. In such case, the Fund is not required to dispose of the security.

**Liquidity Risk.** To the extent a Fund invests in illiquid securities or securities that become illiquid, such investments may have a negative effect on the returns of the Fund because the Fund may be unable to sell the illiquid securities at an advantageous time or price. Liquid investments may become illiquid after purchase by a Fund, particularly during periods of market turmoil. Illiquid investments may be harder to value, especially in changing markets, and if a Fund is forced to sell these investments to meet redemption requests or for other cash needs, the Fund may suffer a loss. Additionally, the market for certain investments may become illiquid under adverse market or economic conditions independent of any specific adverse changes in the conditions of a particular issuer. In such cases, a Fund, due to limitations on investments in illiquid securities and/or purchasing and selling such investments, may be unable to achieve a high degree of correlation with the Fund’s Underlying Index. Additionally, in adverse market conditions, a Fund’s market price may begin to reflect illiquidity or pricing uncertainty of a Fund’s portfolio securities. This could lead to the Fund’s shares trading at a price that is higher or lower than the Fund’s NAV. At times, such differences may be significant.

**Mortgage Dollar Rolls.** The FlexShares® Disciplined Duration MBS Index Fund may invest in mortgage dollar rolls. A mortgage dollar roll involves the sale by the Fund of securities for delivery in the future (generally within 30 days). The Fund simultaneously contracts with the same counterparty to repurchase substantially similar (same type, coupon and maturity) but not identical securities on a specified future date. During the roll period, the Fund loses the right to receive principal and interest paid on the securities sold. However, the Fund benefits to the extent of any difference between (a) the price received for the securities sold and (b) the lower forward price for the future purchase and/or fee income plus the interest earned on the cash proceeds of the securities sold. Successful use of mortgage dollar rolls depends upon the Investment Adviser’s ability to predict correctly interest rates and mortgage prepayments. If the Investment Adviser is incorrect in its prediction, the Fund may experience a loss. Unless the benefits of a mortgage dollar roll exceed the income, capital appreciation and gain or loss due to mortgage prepayments that would have been realized on the securities sold as part of the roll, the use of this technique will diminish the Fund’s performance.

For financial reporting and tax purposes, the Fund treats mortgage dollar rolls as two separate transactions: one involving the purchase of a security and a separate transaction involving a sale. The Fund currently does not intend to enter into mortgage dollar rolls that are accounted for as financing and does not treat them as borrowings.

**Repurchase Agreements.** To the extent consistent with its investment policies, each Fund may enter into repurchase agreements with financial institutions such as banks and broker-dealers that are deemed to be creditworthy by the Investment Adviser. Repurchase agreements involve the purchase of securities by a Fund subject to the seller’s agreement to repurchase them at a mutually agreed upon date and price. In the event of a default, the Funds will suffer a loss to the extent that the proceeds from the sale of the underlying securities and other collateral are less than the repurchase price and the Funds’ costs associated with delay and enforcement of the repurchase agreement. In addition, in the event of bankruptcy, the Funds could suffer additional losses if a court determines that the Funds’ interest in the collateral is unenforceable by the Funds.

---

## Additional Fund Information (cont.)

---

Each Fund intends to enter into transactions with counterparties that are creditworthy at the time of the transactions. There is always the risk that the Investment Adviser's analysis of creditworthiness is incorrect or may change due to market conditions. To the extent that a Fund focuses its transactions with a limited number of counterparties, it will be more susceptible to the risks associated with one or more counterparties. With respect to collateral received in repurchase transactions or other investments, the Funds may have significant exposure to the financial services and mortgage markets. Such exposure, depending on market conditions, could have a negative impact on the Funds, including minimizing the value of any collateral.

**Rule 144A Securities.** The Underlying Index of the FlexShares® Credit-Scored US Corporate Bond Index Fund and FlexShares® Credit-Scored US Long Corporate Bond Index Fund may include securities offered pursuant to Rule 144A of the Securities Act, and each Fund may purchase these types of securities to the extent consistent with its investment objective and strategies. Rule 144A securities may be resold only to qualified institutional buyers and other conditions are met for resale. Because there may be relatively few potential purchasers for such securities, especially under adverse market or economic conditions or in the event of adverse changes in the financial condition of the issuer, each Fund may find it more difficult to sell such securities or it may be able to sell such securities only at prices lower than if such securities were more widely held or traded. At times, it also may be more difficult to determine the fair value of such securities for purposes of computing the Fund's NAV due to the absence of an active trading market. There can be no assurance that a security that is deemed to be liquid when purchased will continue to be liquid for as long as it is held by each Fund.

In recognition of the increased size and liquidity of the institutional market for unregistered securities and the importance of institutional investors in the formation of capital, the Securities and Exchange Commission adopted Rule 144A under the Securities Act. Rule 144A is designed to facilitate efficient trading among institutional investors by permitting the sale of certain unregistered securities to qualified institutional buyers. To the extent privately placed securities held by a Fund qualify under Rule 144A and an

institutional market develops for those securities, the Funds likely will be able to dispose of the securities without registering them under the Securities Act. To the extent that institutional buyers become, for a time, uninterested in purchasing these securities, investing in Rule 144A securities could increase the level of a Fund's illiquidity.

**Structured Securities.** The FlexShares® Disciplined Duration MBS Index Fund may invest in structured securities to the extent consistent with its investment objective and strategies. Structured securities present additional risk that the interest paid to the Fund on a structured security will be less than expected. The value of such securities is determined by reference to changes in the value of specific currencies, interest rates, commodities, securities, indices or other financial indicators (the "Reference") or the relative change in two or more References. The interest rate or the principal amount payable upon maturity or redemption may be increased or decreased depending upon changes in the applicable Reference. Examples of structured securities include, but are not limited to, asset-backed commercial paper, structured notes and other debt obligations, where the principal repayment at maturity is determined by the value of a specified security or securities index.

The terms of some structured securities may provide that in certain circumstances no principal is due at maturity and, therefore, the Fund could suffer a total loss of its investment. Structured securities may be positively or negatively indexed, so that appreciation of the Reference may produce an increase or decrease in the interest rate or value of the security at maturity. In addition, changes in the interest rates or the value of the security at maturity may be a multiple of changes in the value of the Reference. Consequently, structured securities may entail a greater degree of market risk than other types of securities. Structured securities also may be more volatile, less liquid and more difficult to accurately price than less complex securities due to their derivative nature. As a result, investments in structured securities may adversely affect the Fund's NAV. In some cases it is possible that the Fund may suffer a total loss on its investment in a structured security.

**Trading Halt Risk.** An exchange or market may close or issue trading halts on specific securities, or the ability to buy or sell certain securities or financial instruments may

---

## Additional Fund Information (cont.)

---

be restricted, which may result in a Fund being unable to buy or sell certain securities or financial instruments. In such circumstances, the Fund may be unable to rebalance its portfolio, may be unable to accurately price its investments and/or may incur substantial trading losses.

To the extent that the portfolio securities of a Fund trade on foreign exchanges that may be closed when the securities exchange on which the Fund's shares trade is open, there are likely to be deviations between the current price of such securities and the last quoted price for the securities (i.e., the Fund's quote from the closed foreign market). These deviations could result in premiums or discounts to the Fund's NAV that may be greater than those experienced by other exchange-traded funds.

**Variable and Floating Rate Instruments.** The FlexShares® Credit-Scored US Corporate Bond Index Fund, FlexShares® Credit-Scored US Long Corporate Bond Index Fund and FlexShares® High Yield Value-Scored Bond Index Fund may invest in variable and floating rate instruments to the extent consistent with its investment objective and strategies. Variable and floating rate instruments have interest rates that periodically are adjusted either at set intervals or that float at a margin tied to a specified index rate. These instruments include floating rate Treasury obligations, variable amount master demand notes, long-term variable and floating rate bonds where a Fund obtains at the time of purchase the right to put the bond back to the issuer or a third party at par at a specified date and leveraged inverse floating rate instruments ("inverse floaters"). An inverse floater is leveraged to the extent that its interest rate varies by an amount that exceeds the amount of the variation in the index rate of interest. Some variable and floating rate instruments have interest rates that periodically are adjusted as a result of changes in inflation rates.

The market values of inverse floaters are subject to greater volatility than other variable and floating rate instruments due to their higher degree of leverage. Because there is no active secondary market for certain variable and floating rate instruments, they may be more difficult to sell if the issuer defaults on its payment obligations or during periods when a Fund is not entitled to exercise its demand rights. As a result, a Fund could suffer a loss with respect to these instruments. In addition, variable and floating rate

instruments are subject to changes in value based on changes in market interest rates or changes in the issuer's or guarantor's creditworthiness.

**When-Issued Securities, Delayed Delivery Transactions and Forward Commitments.** The FlexShares® Disciplined Duration MBS Index Fund, FlexShares® Credit-Scored US Corporate Bond Index Fund and FlexShares® Credit-Scored US Long Corporate Bond Index Fund may enter into when-issued, delayed delivery and forward commitment transactions to the extent consistent with its investment objective and strategies. A purchase of "when-issued" securities refers to a transaction made conditionally because the securities, although authorized, have not yet been issued. A delayed delivery or forward commitment transaction involves a contract to purchase or sell securities for a fixed price at a future date beyond the customary settlement period.

Although a Fund generally would purchase securities in these transactions with the intention of acquiring the securities, the Fund may dispose of such securities prior to settlement if the Investment Adviser deems it appropriate to do so.

Purchasing securities on a when-issued, delayed delivery or forward commitment basis involves the risk that the value of the securities may decrease by the time they actually are issued or delivered. Conversely, selling securities in these transactions involves the risk that the value of the securities may increase by the time they actually are issued or delivered.

These transactions also involve the risk that the counterparty may fail to deliver the security or cash on the settlement date. If this occurs, a Fund may lose both the investment opportunity for the assets it set aside to pay for the security and any gain in the security's price.

**Zero Coupon, Pay-In-Kind and Capital Appreciation Bonds.** The Underlying Index of the FlexShares® Credit-Scored US Corporate Bond Index Fund and FlexShares® Credit-Scored US Long Corporate Bond Index Fund may include zero coupon, pay-in-kind and capital appreciation bonds. The Underlying Index of the FlexShares® High Yield Value-Scored Bond Index Fund may include zero coupon and pay-in-kind bonds. Each Fund may invest in these types of bonds to the extent consistent with its investment

---

## Additional Fund Information (cont.)

---

objective and strategies. These are securities issued at a discount from their face value because interest payments typically are postponed until maturity. Interest payments on pay-in-kind securities are payable by the delivery of additional securities. The amount of the discount rate varies depending on factors such as the time remaining until maturity, prevailing interest rates, a security's liquidity and the issuer's credit quality. These securities also may take the form of debt securities that have been stripped of their interest payments.

The market prices of zero coupon, pay-in-kind and capital appreciation bonds generally are more volatile than the market prices of interest-bearing securities and are likely to respond to a greater degree to changes in interest rates than interest-bearing securities having similar maturities and credit quality. Each Fund's investments in zero coupon, pay-in-kind and capital appreciation bonds may require the investing Fund to sell some of its portfolio securities to generate sufficient cash to satisfy certain income distribution requirements.

### Portfolio Holdings Information

---

A description of the Trust's policies and procedures with respect to the disclosure of the Funds' portfolio securities is available in the Funds' Statement of Additional Information ("SAI"). The top holdings of each Fund can be found at [flexshares.com](http://flexshares.com). Fund fact sheets provide information regarding the Funds' top holdings and may be requested by calling 1-855-FLEXETF (1-855-353-9383) or visiting the Trust's website [flexshares.com](http://flexshares.com).

# Description of Fund Management

## Investment Adviser

Northern Trust Investments, Inc. (“NTI” or the “Investment Adviser”), a subsidiary of Northern Trust Corporation, serves as the Investment Adviser of each of the Funds. NTI is located at 50 South LaSalle Street, Chicago, IL 60603.

NTI is an Illinois State Banking Corporation and an investment adviser registered under the Investment Advisers Act of 1940, as amended. It primarily manages assets for institutional and individual separately managed accounts, investment companies and bank common and collective funds. Northern Trust Corporation is regulated by the Board of Governors of the Federal Reserve System as a financial holding company under the U.S. Bank Holding Company Act of 1956, as amended.

As of December 31, 2020, Northern Trust Corporation, through its affiliates, had assets under investment management of \$1.4 trillion and assets under custody of \$11.3 trillion.

Under the Investment Advisory Agreement with the Funds, NTI, subject to the general supervision of the Board of Trustees, is responsible for making investment decisions for the Funds and for placing purchase and sale orders for portfolio securities.

As compensation for its advisory services and assumption of Fund expenses, NTI is entitled to a unitary management fee (“Management Fee”), computed daily and payable monthly as reflected in the table below. From the unitary management fee, NTI pays most of the expenses of the Fund, including the cost of transfer agency, custody, fund administration, legal, audit and other services. However, under the Investment Advisory Agreement, it is not responsible for interest expenses, brokerage commissions and other trading expenses, fees and expenses of the independent trustees and their independent legal counsel, taxes and other extraordinary costs such as litigation and other expenses not incurred in the ordinary course of business.

The following table reflects the unitary management fees paid in the last fiscal year by each Fund that has completed a full fiscal year (expressed as a percentage of the Fund’s average daily net assets).

Fund	Unitary Management Fee (as a percentage of the Fund’s average daily net assets)
FlexShares® US Quality Low Volatility Index Fund	0.22%
FlexShares® Developed Markets ex-US Quality Low Volatility Index Fund	0.32%
FlexShares® Emerging Markets Quality Low Volatility Index Fund	0.40%
FlexShares® Morningstar US Market Factor Tilt Index Fund	0.25%
FlexShares® Morningstar Developed Markets ex-US Factor Tilt Index Fund	0.39%
FlexShares® Morningstar Emerging Markets Factor Tilt Index Fund	0.59%
FlexShares® US Quality Large Cap Index Fund	0.32%
FlexShares® STOXX® US ESG Impact Index Fund	0.32%
FlexShares® STOXX® Global ESG Impact Index Fund	0.42%
FlexShares® Morningstar Global Upstream Natural Resources Index Fund	0.46%
FlexShares® STOXX® Global Broad Infrastructure Index Fund	0.47%
FlexShares® Global Quality Real Estate Index Fund	0.45%
FlexShares® Real Assets Allocation Index Fund	0.57%
FlexShares® Quality Dividend Index Fund	0.37%



## Description of Fund Management (cont.)

Fund	Unitary Management Fee (as a percentage of the Fund's average daily net assets)
FlexShares® Quality Dividend Defensive Index Fund	0.37%
FlexShares® Quality Dividend Dynamic Index Fund	0.37%
FlexShares® International Quality Dividend Index Fund	0.47%
FlexShares® International Quality Dividend Defensive Index Fund	0.47%
FlexShares® International Quality Dividend Dynamic Index Fund	0.47%
FlexShares® iBoxx 3-Year Target Duration TIPS Index Fund	0.18%
FlexShares® iBoxx 5-Year Target Duration TIPS Index Fund	0.18%
FlexShares® Disciplined Duration MBS Index Fund	0.20%
FlexShares® Credit-Scored US Corporate Bond Index Fund	0.22%
FlexShares® Credit-Scored US Long Corporate Bond Index Fund	0.22%
FlexShares® High Yield Value-Scored Bond Index Fund	0.37%

NTI has contractually agreed to reimburse a portion of the operating expenses of each Fund (other than Acquired Fund Fees and Expenses) so that “Total Annual Fund Operating Expenses After Expense Reimbursement” do not exceed the Fund’s Management Fee plus (+) .0049%. NTI also has contractually agreed until March 1, 2022 in the case of the FlexShares® Real Assets Allocation Index Fund

to waive Management Fees or reimburse certain expenses in an amount equal to the Acquired Fund Fees and Expenses attributable to the Fund’s investments in its Underlying Funds.

The contractual expense reimbursement arrangements are expected to continue until at least March 1, 2022 and will continue automatically thereafter for periods of one year (each such one-year period, a “Renewal Year”). The arrangements may be terminated with respect to a Fund, as to any succeeding Renewal Year, by NTI or the Fund upon 60 days’ written notice prior to the end of the current Renewal Year. The Board of Trustees may terminate the arrangements at any time with respect to a Fund if it determines that it is in the best interest of the Fund and its shareholders.

NTI may reimburse additional expenses or waive all or a portion of the management fees of the Funds. Any such additional expense reimbursement or fee waiver would be voluntary and could be implemented, increased or decreased, or discontinued at any time. A discussion regarding the Board of Trustees’ basis for its approval of the Advisory Agreement for each Fund is available in the Trust’s annual report to shareholders for the period ended October 31, 2020.

### Portfolio Managers

NTI manages assets collectively on a team basis, which allows the firm to maintain continuity of the investment management process. NTI’s Chief Investment Officer leads various teams with respect to strategic overall investment management decisions and the development of investment strategies. Senior investment professionals from NTI’s portfolio management teams are involved in various aspects of managing the Funds. Portfolio managers within each specialized team are responsible for the day-to-day management of specific investment strategies and funds.

The individual Portfolio Managers who, as a team, are collectively responsible for the day-to-day management of each of the FlexShares® US Quality Low Volatility Index Fund, FlexShares® STOXX® Global ESG Impact Index Fund, FlexShares® Morningstar Global Upstream Natural Resources Index Fund, FlexShares® STOXX® Global Broad

---

## Description of Fund Management (cont.)

---

Infrastructure Index Fund, FlexShares® Real Assets Allocation Index Fund and FlexShares® International Quality Dividend Defensive Index Fund are:

Robert Anstine is a Vice President of NTI. Mr. Anstine joined NTI in 2011 and is responsible for managing various global index equity portfolios. In addition, he has been involved with the investment management of the FlexShares® equity index funds since their inception. Prior to joining NTI and since 2007, Mr. Anstine worked at Northern Trust as an operations manager.

Volter Bagriy is a Vice President of NTI. Mr. Bagriy joined NTI in 2015 and is responsible for managing various global index equity portfolios. In addition, he is a member of NTI's global sustainable investing resource team.

Brendan Sullivan is a Vice President of NTI. Mr. Sullivan joined NTI in 2012 and is a Senior Portfolio Manager responsible for the management of international equity index portfolios, overlay mandates and equity exchange-traded funds. Prior to joining NTI in May 2012, Mr. Sullivan was an Index Strategist at RBC Capital Markets, where he produced research and advised clients on implementing strategies around index events.

The individual Portfolio Managers who, as a team, are collectively responsible for the day-to-day management of each of the FlexShares® Developed Markets ex-US Quality Low Volatility Index Fund, FlexShares® Emerging Markets Quality Low Volatility Index Fund, FlexShares® Morningstar Developed Markets ex-US Factor Tilt Index Fund, FlexShares® Morningstar Emerging Markets Factor Tilt Index Fund, FlexShares® Global Quality Real Estate Index Fund, FlexShares® Quality Dividend Index Fund and FlexShares® International Quality Dividend Index Fund are:

Basit Amin is a Vice President of NTI. Mr. Amin joined NTI in 2016 and is responsible for managing various global index equity portfolios. Prior to joining NTI, he was a Portfolio Manager at iShares on the US iShares team.

Robert Anstine is a Vice President of NTI. Mr. Anstine joined NTI in 2011 and is responsible for managing

various global index equity portfolios. In addition, he has been involved with the investment management of the FlexShares® equity index funds since their inception. Prior to joining NTI and since 2007, Mr. Anstine worked at Northern Trust as an operations manager.

Brendan Sullivan is a Vice President of NTI. Mr. Sullivan joined NTI in 2012 and is a Senior Portfolio Manager responsible for the management of international equity index portfolios, overlay mandates and equity exchange-traded funds. Prior to joining NTI in May 2012, Mr. Sullivan was an Index Strategist at RBC Capital Markets, where he produced research and advised clients on implementing strategies around index events.

The individual Portfolio Managers who, as a team, are collectively responsible for the day-to-day management of each of the FlexShares® Morningstar US Market Factor Tilt Index Fund, FlexShares® US Quality Large Cap Index Fund and FlexShares® Quality Dividend Defensive Index Fund are:

Robert Anstine is a Vice President of NTI. Mr. Anstine joined NTI in 2011 and is responsible for managing various global index equity portfolios. In addition, he has been involved with the investment management of the FlexShares® equity index funds since their inception. Prior to joining NTI and since 2007, Mr. Anstine worked at Northern Trust as an operations manager.

Alan Aung is a Vice President of NTI. Mr. Aung joined NTI in 2017 and is responsible for managing index equity portfolios. Prior to joining NTI, Mr. Aung was a Portfolio Manager at iShares on the US iShares team.

Brendan Sullivan is a Vice President of NTI. Mr. Sullivan joined NTI in 2012 and is a Senior Portfolio Manager responsible for the management of international equity index portfolios, overlay mandates and equity exchange-traded funds. Prior to joining NTI in May 2012, Mr. Sullivan was an Index Strategist at RBC Capital Markets, where he produced research and advised clients on implementing strategies around index events.

The individual Portfolio Managers who, as a team, are collectively responsible for the day-to-day management of

---

## Description of Fund Management (cont.)

---

each of the FlexShares® STOXX® US ESG Impact Index Fund, FlexShares® Quality Dividend Dynamic Index Fund and FlexShares® International Quality Dividend Dynamic Index Fund are:

Robert Anstine is a Vice President of NTI. Mr. Anstine joined NTI in 2011 and is responsible for managing various global index equity portfolios. In addition, he has been involved with the investment management of the FlexShares® equity index funds since their inception. Prior to joining NTI and since 2007, Mr. Anstine worked at Northern Trust as an operations manager.

Steven Santiccoli is a Vice President of NTI. Mr. Santiccoli is responsible for managing various global index equity portfolios. In addition, he is a member of NTI's global sustainable investing resource team.

Brendan Sullivan is a Vice President of NTI. Mr. Sullivan joined NTI in 2012 and is a Senior Portfolio Manager responsible for the management of international equity index portfolios, overlay mandates and equity exchange-traded funds. Prior to joining NTI in May 2012, Mr. Sullivan was an Index Strategist at RBC Capital Markets, where he produced research and advised clients on implementing strategies around index events.

The individual Portfolio Managers who, as a team, are collectively responsible for the day-to-day management of each of the FlexShares® iBoxx 3-Year Target Duration TIPS Index Fund and FlexShares® iBoxx 5-Year Target Duration TIPS Index Fund are:

Michael R. Chico is a Vice President of NTI. Mr. Chico joined NTI in 2007 and is responsible for managing various fixed-income funds.

Brandon P. Ferguson is a Vice President of NTI. Mr. Ferguson joined NTI in November 2007 and has assisted in the management of various fixed-income funds.

Daniel J. Personette is a Vice President of NTI. Mr. Personette joined NTI in 1996 and for the past six years has managed various fixed-income funds.

The individual Portfolio Managers who, as a team, are collectively responsible for the day-to-day management of the FlexShares® Disciplined Duration MBS Index Fund are:

Michael R. Chico is a Vice President of NTI. Mr. Chico joined NTI in 2007 and is responsible for managing various fixed-income funds.

Kevin O'Shaughnessy is a Vice President of NTI. Mr. O'Shaughnessy joined NTI in 1997 and is responsible for managing various fixed-income funds.

The individual Portfolio Managers who, as a team, are collectively responsible for the day-to-day management of the FlexShares® Credit-Scored US Corporate Bond Index Fund and FlexShares® Credit-Scored US Long Corporate Bond Index Fund are:

Brandon P. Ferguson is a Vice President of NTI. Mr. Ferguson joined NTI in November 2007 and has assisted in the management of various fixed-income funds.

Eric R. Williams is a Vice President of NTI. Mr. Williams joined NTI in January 2010 and has assisted in the management of various fixed-income funds.

The individual Portfolio Managers who, as a team, are collectively responsible for the day-to-day management of the FlexShares® High Yield Value-Scored Bond Index Fund are:

Benjamin J. McCubbin joined NTI in 2018 and is a Portfolio Manager in NTI's Fixed Income Group. Prior to joining NTI, Mr. McCubbin's work experience included positions as a fixed-income associate and lead portfolio manager for institutional accounts.

Eric R. Williams is a Vice President of NTI. Mr. Williams joined NTI in January 2010 and has assisted in the management of various fixed-income funds.

Additional information about the Portfolio Managers' compensation, other accounts managed by the Portfolio Managers and the Portfolio Managers' ownership of securities in the Funds is available in the SAI.

---

## Description of Fund Management (cont.)

---

### Legal Proceedings

---

On or about February 14, 2020, Marc S. Kirschner, as Trustee for NWHI Litigation Trust (the “Trust”), and Wilmington Savings Fund Society, FSB, as successor indenture trustee for various notes issued by Nine West Holdings, Inc. (together with the Trustee, “Plaintiffs”), filed separate complaints in the United States District Court for the Northern District of Illinois (case nos. 20-cv-01129 and 20-cv-01136, respectively) against a group of defendants that includes the FlexShares® Morningstar US Market Factor Tilt Index Fund in its capacity as a former public shareholder of The Jones Group Inc. (“Jones Group”). The claims in these actions stem from a series of merger transactions (“Transactions”) entered into by Jones Group in 2014 that allegedly rendered Jones Group insolvent. The FlexShares® Morningstar US Market Factor Tilt Index Fund allegedly received \$224,910 as a result of the Transactions. The Plaintiffs seek to clawback these proceeds for the benefit of the Trust and the noteholders on the basis that they allegedly were fraudulent conveyances.

During the quarter ended June 30, 2020, the Judicial Panel on Multidistrict Litigation ordered the transfer of these actions and several substantially similar actions filed in other districts to the Southern District of New York for consolidated pre-trial proceedings. On June 29, 2020, the former public shareholder defendants, including FlexShares® Morningstar US Market Factor Tilt Index Fund, filed a motion to dismiss on the basis that the payments made to them in connection with the Transactions were shielded from the fraudulent conveyance claims under Section 546(e) of the Bankruptcy Code. On August 27, 2020, all fraudulent conveyance claims against the former public shareholder defendants were dismissed. Plaintiffs appealed from that decision and the actions are currently on appeal before the U.S. Court of Appeals for the Second Circuit. The Funds intend to continue vigorously defending these actions.

### Administrator, Custodian, Transfer Agent and Securities Lending Agent

---

JPMorgan Chase Bank, N.A. (“JPMorgan”) is the administrator, custodian, transfer agent and securities lending agent for each Fund.

### Distributor

---

Foreside Fund Services, LLC, a Delaware limited liability company, serves as the distributor (“Distributor”) of Creation Units for the Funds on an agency basis. The Distributor does not maintain a secondary market in shares of any Fund. The Distributor has no role in determining the policies of the Funds or the securities that are purchased or sold by the Funds. The Distributor’s principal address is Three Canal Plaza, Portland, Maine 04101. The Distributor is not affiliated with NTI or with JPMorgan or its affiliates.

---

# Shareholder Information

---

Additional shareholder information is available free of charge by calling toll-free: 1-855-FLEXETF (1-855-353-9383) or visiting the Trust's website at [flexshares.com](http://flexshares.com).

## Buying and Selling Shares

---

Shares of the Funds trade on national securities exchanges during the trading day. Shares can be bought and sold throughout the trading day like other shares of publicly traded securities. There is no minimum investment. When buying or selling shares through a broker, you will incur customary brokerage commissions and charges. In addition, you will also incur the cost of the "spread," which is the difference between what professional investors are willing to pay for Fund shares (the "bid" price) and the price at which they are willing to sell Fund shares (the "ask" price). The commission is frequently a fixed amount and may be a significant proportional cost for investors seeking to buy or sell small amounts of shares. The spread with respect to shares of a Fund varies over time based on the Fund's trading volume and market liquidity, and is generally lower if the Fund has a lot of trading volume and market liquidity and higher if the Fund has little trading volume and market liquidity. Because of the costs of buying and selling Fund shares, frequent trading may reduce investment return and an investment in the Funds may not be advisable for investors who anticipate regularly making small investments.

Shares of the Funds may be acquired or redeemed directly from a Fund only in Creation Units or multiples thereof, as discussed in the Creations and Redemptions section on page 234. Once created, shares of the Funds generally trade in the secondary market in amounts less than a Creation Unit.

Shares of the Funds trade under the trading symbols listed for each Fund on the front cover of this Prospectus.

The Board of Trustees has adopted a policy whereby the Funds do not monitor for frequent purchases and redemptions of Fund shares ("frequent trading"). The Board of Trustees believes that a frequent trading monitoring policy is unnecessary for the Funds because shares of the Funds are listed and traded on national securities exchanges. Therefore, it is unlikely that a shareholder could take advantage of a potential arbitrage opportunity presented by a lag between a change in the value of a Fund's portfolio securities after the close of the primary markets for the

Fund's portfolio securities and the reflection of that change in the Fund's NAV, because each Fund sells and redeems its shares directly through transactions that are in-kind and/or for cash, subject to the conditions described below under "Creations and Redemptions."

The Funds are listed on the NYSE Arca, Inc. (other than shares of the FlexShares® Real Assets Allocation Index Fund and FlexShares® Credit-Scored US Corporate Bond Index Fund, which are listed for trading on NASDAQ, and the FlexShares® Morningstar US Market Factor Tilt Index Fund, FlexShares® US Quality Large Cap Index Fund, FlexShares® STOXX® US ESG Impact Index Fund, FlexShares® STOXX® Global ESG Impact Index Fund and FlexShares® Credit-Scored US Long Corporate Bond Index Fund, which are listed for trading on Cboe BZX. The NYSE Arca, NASDAQ and Cboe BZX are open for trading Monday through Friday and is closed on weekends and the following holidays, as observed: New Year's Day, Martin Luther King, Jr. Day, Presidents' Day, Good Friday, Memorial Day, Independence Day, Labor Day, Thanksgiving Day and Christmas Day.

Section 12(d)(1) of the 1940 Act restricts investments by registered investment companies in the securities of other investment companies, including shares of each Fund. Although the SEC has granted an exemptive order to the Trust permitting registered investment companies to invest in the Funds beyond the limits set forth in Section 12(d)(1), subject to certain terms and conditions, the exemptive order is not applicable to the FlexShares® Real Assets Allocation Index Fund. Accordingly, registered investment companies must adhere to the limits set forth in Section 12(d)(1) of the 1940 Act when investing in this Fund.

## Book Entry

---

Shares of the Funds are held in book-entry form, which means that no stock certificates are issued. The Depository Trust Company ("DTC") or its nominee is the record owner of all outstanding shares of each Fund and is recognized as the owner of all shares for all purposes.

Investors owning shares of the Funds are beneficial owners as shown on the records of DTC or its participants. DTC serves as the securities depository for all shares of the



---

## Shareholder Information (cont.)

---

Funds. DTC participants include securities brokers and dealers, banks, trust companies, clearing corporations and other institutions that directly or indirectly maintain a custodial relationship with DTC. As a beneficial owner of shares, you are not entitled to receive physical delivery of stock certificates or to have shares registered in your name, and you are not considered a registered owner of shares. Therefore, to exercise any rights as an owner of shares, you must rely upon the procedures of DTC and its participants. These procedures are the same as those that apply to any securities that you hold in book entry or “street name” form.

### Share Prices

---

The trading prices of Fund shares in the secondary market may differ in varying degrees from their daily NAVs and can be affected by market forces such as supply and demand, economic conditions and other factors.

The approximate value of shares of each Fund, known as the “indicative optimized portfolio value” (“IOPV”) will be disseminated every fifteen seconds throughout the trading day by the national securities exchange on which the Fund is listed or by other information providers or market data vendors. The IOPV is based on the current market value of the securities and cash required to be deposited in exchange for a Creation Unit. The IOPV does not necessarily reflect the precise composition of the current portfolio of securities held by a Fund at a particular point in time nor the best possible valuation of the current portfolio. The IOPV should not be viewed as a “real-time” update of the NAV, because the IOPV may not be calculated in the same manner as the NAV, which is computed once a day as discussed below. The IOPV is generally determined by using current market quotations and/or price quotations obtained from broker-dealers that may trade in the portfolio securities held by the Funds. The quotations of certain Fund holdings may not be updated during U.S. trading hours if such holdings do not trade in the U.S. The Funds are not involved in, or responsible for, the calculation or dissemination of the IOPV and make no warranty as to its accuracy.

### Determination of Net Asset Value

---

Each Fund’s NAV is determined daily as of the close of regular trading on the New York Stock Exchange (“NYSE”), normally 4:00 p.m. Eastern time, on each day the NYSE is open for trading, based on prices at the time of closing provided that any U.S. fixed-income assets may be valued as of the announced closing time for trading in fixed-income instruments on any day that the Securities Industry and Financial Markets Association announces an early closing time. The NAV of a Fund is calculated by dividing the value of all assets of the Fund (including accrued interest and dividends), less all liabilities (including accrued expenses and dividends declared but unpaid), by the total number of the Fund’s shares outstanding.

The investments of the Funds are valued at fair value pursuant to the pricing policy and procedures approved by the Board of Trustees. The Funds’ investments are valued using market quotations when available. When market quotations are not readily available, are deemed unreliable, or do not reflect material events occurring between the close of local markets and the time of valuation, the Funds value securities at fair value as determined in good faith in accordance with the Funds’ fair value pricing procedures as approved by the Board of Trustees. Such circumstances include periods when trading in a security is suspended, the exchange or market on which a security trades closes early, the trading volume in a security is limited, corporate actions and announcements take place, or regulatory news affecting an issuer is released, such as government approvals. Additionally, the Trust, in its discretion, may make adjustments to the prices of securities held by a Fund if an event occurs after the publication of market values normally used by a Fund but before the time as of which the Fund calculates its NAV, depending on the nature and significance of the event, consistent with applicable regulatory guidance and the Trust’s fair value procedures. Other events that can trigger fair valuing of foreign securities include, for example, significant fluctuations in general market indicators, government actions, or natural disasters.

The use of fair valuation involves the risk that the values used by the Funds to price their investments may be higher or lower than the values used by other investment companies and investors to price the same investments. Fair value

---

## Shareholder Information (cont.)

---

pricing involves subjective judgments and it is possible that a fair value determination for a portfolio security may be materially different than the value that could be realized upon the sale of such security. In addition, fair value pricing could result in a difference between the prices used to calculate a Fund's NAV and the prices used by a Fund's Underlying Index. This difference may adversely affect the Fund's ability to track its Underlying Index. Portfolio securities of the FlexShares® Developed Markets ex-US Quality Low Volatility Index Fund, FlexShares® Emerging Markets Quality Low Volatility Index Fund, FlexShares® Morningstar Developed Markets ex-US Factor Tilt Index Fund, FlexShares® Morningstar Emerging Markets Factor Tilt Index Fund, FlexShares® Morningstar Global Upstream Natural Resources Index Fund, FlexShares® STOXX® Global Broad Infrastructure Index Fund, FlexShares® Global Quality Real Estate Index Fund, FlexShares® STOXX® Global ESG Impact Index Fund, FlexShares® Real Assets Allocation Index Fund, FlexShares® International Quality Dividend Index Fund, FlexShares® International Quality Dividend Defensive Index Fund and FlexShares® International Quality Dividend Dynamic Index Fund are listed on foreign exchanges, and their values may change on days when shareholders will not be able to purchase or sell Fund shares.

Security prices are generally provided by independent pricing services. Portfolio securities listed or traded on domestic securities exchanges or the NASDAQ/NMS, including dollar-dominated foreign securities or American Depositary Receipts ("ADRs"), are valued at the closing price or last sales price reported on the exchange or system where the security is principally traded. The closing price for securities traded on the NASDAQ/NMS is the Nasdaq Official Closing Price ("NOCP"). If there have been no sales for that day on the exchange or system where the security is principally traded, then the value is determined with reference to the last sale price, or the NOCP, if applicable, on any other exchange or system. If there have been no sales of the security for that day on any exchange or system, the security is valued at fair value pursuant to the Trust's fair value procedures.

Securities that are traded regularly in the over-the-counter market (other than the NASDAQ/NMS), including securities listed on exchanges but primarily traded over-the-

counter, are valued on the basis of bid quotes or the mean between the bid and asked quotes based upon quotes furnished by one or more broker-dealers or market makers for those securities. Securities that may be traded over-the-counter include equity securities, fixed-income securities, non-exchange-listed foreign securities, and certain derivative instruments. Fixed income securities may be valued using prices provided directly from one or more broker-dealers, market makers, or independent third-party pricing services which may use matrix pricing and valuation models, as well as recent market transactions for the same or similar assets, to derive values when such prices are believed to reflect fair market values of such securities. Such prices may be determined by taking into account securities prices, yields, maturities, call features, ratings, prepayment speeds, credit risks, cash flows, institutional size trading in similar groups of securities and developments related to specific securities. Fixed-income securities maturing within a relatively short period, less than 60 days, are valued at amortized cost when they approximate fair value.

Foreign equity securities are generally priced at the closing price or last sales price reported on the foreign exchange on which they are principally traded. If there have been no sales for that day on the exchange, then the value is determined with reference to the last sale price on any other exchange. If there have been no sales of the security for that day, the security will be valued at fair value pursuant to the Trust's fair value procedures. Spot and forward foreign currency exchange contracts generally are valued using an independent pricing service. The value of assets denominated in foreign currencies is converted into U.S. dollars using exchange rates deemed appropriate by NTI as investment adviser. Any use of a different rate from the rates used by the Index Provider may adversely affect the Fund's ability to track its Underlying Index.

Exchange-traded financial futures and options thereon are valued at the settlement price as established by the exchange on which they are traded. Over-the-counter options are valued at broker-provided bid prices, as are swaps. The foregoing prices may be obtained from one or more independent pricing services or, as needed or applicable, independent broker-dealers. If there was no sale on that day, and for other non-exchange traded derivatives,

## Shareholder Information (cont.)

the contract is valued at fair value pursuant to the Trust's fair value procedures.

Each Fund relies on various sources to calculate its NAV. The ability of the Funds' administrator to calculate the NAV per share of the Funds is subject to operational risks associated with processing or human errors, systems or technology failures, and errors caused by third party service providers, data sources, or trading counterparties. Such failures may result in delays in the calculation of the Funds' NAVs and/or the inability to calculate NAV over extended time periods. The Funds may be unable to recover any losses associated with such failures, and it may be necessary for alternative procedures to be followed to price portfolio securities when determining the Funds' NAVs.

### Distribution and Service Plan

The Trust has adopted a Distribution and Service Plan (the "Plan") pursuant to Rule 12b-1 under the 1940 Act that allows each Fund to pay distribution and other fees for the sale and distribution of its shares. Because these fees would be paid out of each Fund's assets on an on-going basis, over time these fees would increase the cost of your investment and may cost you more than paying other types of sales charges. Payments to financial intermediaries under the Plan are tied directly to their own out-of-pocket expenses. As of this date, the Plan has not been implemented with respect to the Funds. The Plan may not be implemented without further Board of Trustees approval. The maximum distribution fee is 0.25% of each Fund's average net assets under the Plan. The Funds do not expect to pay any 12b-1 fees during the current and next fiscal years.

### Dividends and Distributions

Dividends from net investment income, including any net foreign currency gains, are generally declared and paid by each Fund according to the following schedule:

Fund	Dividends from Net Investment Income:	
	Declared and Paid Quarterly	Declared and Paid Monthly
FlexShares® US Quality Low Volatility Index Fund	✓	
FlexShares® Developed Markets ex-US Quality Low Volatility Index Fund	✓	
FlexShares® Emerging Markets Quality Low Volatility Index Fund	✓	
FlexShares® Morningstar US Market Factor Tilt Index Fund	✓	
FlexShares® Morningstar Developed Markets ex-US Factor Tilt Index Fund	✓	
FlexShares® Morningstar Emerging Markets Factor Tilt Index Fund	✓	
FlexShares® US Quality Large Cap Index Fund	✓	
FlexShares® STOXX® US ESG Impact Index Fund	✓	

## Shareholder Information (cont.)

Fund	Dividends from Net Investment Income:	
	Declared and Paid Quarterly	Declared and Paid Monthly
FlexShares® STOXX® Global ESG Impact Index Fund	✓	
FlexShares® Morningstar Global Upstream Natural Resources Index Fund	✓	
FlexShares® STOXX® Global Broad Infrastructure Index Fund	✓	
FlexShares® Global Quality Real Estate Index Fund	✓	
FlexShares® Real Assets Allocation Index Fund	✓	
FlexShares® Quality Dividend Index Fund	✓	
FlexShares® Quality Dividend Defensive Index Fund	✓	
FlexShares® Quality Dividend Dynamic Index Fund	✓	
FlexShares® International Quality Dividend Index Fund	✓	

Fund	Dividends from Net Investment Income:	
	Declared and Paid Quarterly	Declared and Paid Monthly
FlexShares® International Quality Dividend Defensive Index Fund	✓	
FlexShares® International Quality Dividend Dynamic Index Fund	✓	
FlexShares® iBoxx 3-Year Target Duration TIPS Index Fund		✓
FlexShares® iBoxx 5-Year Target Duration TIPS Index Fund		✓
FlexShares® Disciplined Duration MBS Index Fund		✓
FlexShares® Credit- Scored US Corporate Bond Index Fund		✓
FlexShares® Credit- Scored US Long Corporate Bond Index Fund		✓
FlexShares® High Yield Value-Scored Bond Index Fund		✓

Distributions of net realized securities gains, if any, generally are declared and paid once a year, but the Trust may make distributions on a more frequent basis for the Funds. The Trust reserves the right to declare special distributions if, in its reasonable discretion, such action is necessary or advisable to improve tracking error, to preserve its status as

---

## Shareholder Information (cont.)

---

a regulated investment company or to avoid imposition of income or excise taxes on undistributed income or realized gains.

Dividends and other distributions on shares are distributed on a pro rata basis to beneficial owners of such shares. Dividend payments are made through DTC participants to beneficial owners then of record with proceeds received from a Fund. Dividends and securities gains distributions are distributed in U.S. dollars and cannot be automatically reinvested in additional shares of the Funds.

No dividend reinvestment service is provided by the Trust. Broker-dealers may make available the DTC book-entry Dividend Reinvestment Service for use by beneficial owners of the Fund for reinvestment of their dividend distributions. Beneficial owners should contact their broker to determine the availability and costs of the service and the details of participation therein. Brokers may require beneficial owners to adhere to specific procedures and timetables. If this service is available and used, dividend distributions of both income and realized gains will be automatically reinvested in additional whole shares of the Fund purchased in the secondary market.

### Tax Considerations

---

The following is a summary of certain tax considerations that may be relevant to an investor in a Fund. The discussions of the federal tax consequences in this Prospectus are based on the Internal Revenue Code of 1986, as amended (the “Code”), and the regulations issued under it, and court decisions and administrative interpretations, as in effect on the date of this Prospectus. Future legislative or administrative changes or court decisions may significantly alter the statements included herein, and any such changes or decisions may be retroactive. Except where otherwise indicated, the discussion relates to shareholders who are individual United States citizens or residents and is based on current tax law. You should consult your tax advisor for further information regarding federal, state, local and/or foreign tax consequences relevant to your specific situation.

Each Fund intends to qualify as a regulated investment company for federal income tax purposes, and to distribute to shareholders substantially all of its net investment income and net capital gain each year. Except as otherwise

noted below, you will generally be subject to federal income tax on a Fund’s distributions to you. For federal income tax purposes, Fund distributions attributable to short-term capital gains and net investment income are taxable to you as ordinary income. Distributions attributable to net capital gain (the excess of net long-term capital gains over net short-term capital losses) of a Fund generally are taxable to you as long-term capital gains. This is true no matter how long you own your shares. The maximum long-term capital gain rate applicable to individuals, estates and trusts is 20%. Every year, you will be provided information detailing the amount of ordinary income and capital gains distributed to your account for the previous year.

Distributions of “qualifying dividends” will also generally be taxable to you at long-term capital gain rates, as long as certain requirements are met. In general, if 95% or more of the gross income of a Fund (other than net capital gain) consists of dividends received from domestic corporations or “qualified” foreign corporations (“qualifying dividends”) and when certain other requirements are met, then all distributions paid by the Fund to individual, trust or estate shareholders will be treated as qualifying dividends. But if less than 95% of the gross income of a Fund (other than net capital gain) consists of qualifying dividends, then distributions paid by the Fund to individual, trust or estate shareholders will be qualifying dividends only to the extent they are derived from qualifying dividends earned by the Fund. For the lower rates to apply, you must have owned your Fund shares for at least 61 days during the 121-day period beginning on the date that is 60 days before the Fund’s ex-dividend date (and the Fund will need to have met a similar holding period requirement with respect to the shares of the corporation paying the qualifying dividend). The amount of a Fund’s distributions that qualify for this favorable treatment may be reduced as a result of the Fund’s securities lending activities (if any), a high portfolio turnover rate or investments in debt securities or “non-qualified” foreign corporations.

Certain Funds may make distributions to you of “Section 199A dividends” with respect to qualified dividends that it receives with respect to its investments in REITs. A Section 199A dividend is any dividend or part of such dividend that a Fund pays to its shareholders and reports as a Section 199A dividend in written statements furnished to



---

## Shareholder Information (cont.)

---

its shareholders. Distributions paid by a Fund that are eligible to be treated as Section 199A dividends for a taxable year may not exceed the “qualified REIT dividends” received by the Fund from REITs reduced by the Fund’s allocable expenses. Section 199A dividends may be taxed to individuals and other non-corporate shareholders at a reduced effective federal income tax rate, provided the shareholder receiving the dividends has satisfied a holding period requirement for the Fund’s shares and satisfied certain other conditions. For the lower rates to apply, you must have owned your Fund shares for at least 46 days during the 91-day period beginning on the date that is 45 days before the Fund’s ex-dividend date, but only to the extent that the shareholder is not under an obligation (under a short-sale or otherwise) to make related payments with respect to positions in substantially similar or related property. For more information, see the discussion in the SAI under “TAXES — Taxation of Income of Certain Financial Instruments, REITS and PFICs.”

U.S. individuals with “modified adjusted gross income” exceeding \$200,000 (\$250,000 if married and filing jointly) and trusts and estates with income above certain thresholds will be subject to the Medicare contribution tax on their “net investment income,” which includes interest, dividends and capital gains at a rate of 3.8%.

A portion of distributions paid by a Fund to shareholders who are corporations also may qualify for the dividends-received deduction for corporations, subject to certain holding period requirements and debt financing limitations. The amount of the dividends qualifying for this deduction may, however, be reduced as a result of a Fund’s securities lending activities (if any), by a high portfolio turnover rate or by investments in debt securities or foreign corporations.

Dividends and distributions from each Fund will generally be taxable to you in the tax year in which they are paid, with one exception. Dividends and distributions declared by a Fund in October, November or December and paid in January are taxed as though they were paid by December 31.

Distributions in excess of a Fund’s current and accumulated earnings and profits will, as to each shareholder, be treated as a tax-free return of capital and will reduce the

shareholder’s basis in his shares of the Fund. To the extent such distribution exceeds the shareholder’s basis, the distribution will result in a capital gain (if the shareholder holds his shares of the Fund as capital assets) as if the shareholder sold his shares. Such capital gain will be long term capital gain if the shareholder held the shares for more than one year.

The Funds may be subject to foreign withholding taxes with respect to dividends or interest received from sources in foreign countries. If at the close of the taxable year more than 50% in value of a Fund’s assets consists of stock in foreign corporations such Fund will be eligible to make an election to treat a proportionate amount of those taxes as constituting a distribution to each shareholder, which would allow you either: (1) to credit that proportionate amount of taxes against U.S. Federal income tax liability as a foreign tax credit; or (2) to take that amount as an itemized deduction. The Funds not eligible to make this election and eligible Funds that do not make the election will be entitled to deduct such taxes in computing the amounts they are required to distribute.

If you: (a) have provided either an incorrect Social Security Number or taxpayer identification number or no number at all; (b) are subject to withholding by the Internal Revenue Service (“IRS”) for prior failure to properly include on your return payments of interest or dividends; or (c) have failed to certify, when required to do so, that you are not subject to backup withholding or are an “exempt recipient,” then 24% of the dividends and distributions payable to you will be withheld and remitted to the IRS.

The sale or redemption of Fund shares is a taxable event on which a gain or loss may be recognized. The amount of gain or loss is based on the difference between your tax basis in the Fund shares and the amount you receive for them upon disposition. Generally, you will recognize long-term capital gain or loss if you have held your Fund shares for over twelve months at the time you dispose of them. Gains and losses on shares held for twelve months or less will generally constitute short-term capital gains, except that a loss on shares held six months or less will be recharacterized as a long-term capital loss to the extent of any capital gains distributions that you have received on the shares. A loss realized on a sale or exchange of Fund

---

## Shareholder Information (cont.)

---

shares may be disallowed under the so-called “wash sale” rules to the extent the shares disposed of are replaced with other shares of that same Fund within a period of 61 days beginning 30 days before and ending 30 days after the shares are disposed of, such as pursuant to a dividend reinvestment in shares of the Fund. If disallowed, the loss will be reflected in an adjustment to the basis of the shares acquired.

The one major exception to the preceding tax principles is that distributions on, and sales, exchanges and redemptions of, shares held in an IRA or other tax-qualified plan will not be currently taxable unless shares are acquired with borrowed funds. Distributions may be taxable upon withdrawal from tax-deferred accounts.

Except as stated below, you may be subject to state and local taxes on Fund distributions and redemptions. State income taxes may not apply, however, to the portions of each Fund’s distributions, if any, that are attributable to interest on certain types of federal securities or interest on securities issued by the particular state or municipalities within the state.

**U.S. Tax Treatment of Foreign Shareholders.** Nonresident aliens, foreign corporations and other foreign investors in the Funds will generally be exempt from U.S. federal income tax on Fund distributions attributable to net capital gains. The exemption may not apply, however, if the investment in a Fund is connected to a trade or business of the foreign investor in the United States or if the foreign investor is present in the United States for 183 days or more in a year and certain other conditions are met.

Fund distributions attributable to the other categories of Fund income, such as dividends from companies whose securities are held by a Fund and interest on debt securities, will generally be subject to a 30% withholding tax when paid to foreign shareholders. However, certain interest related dividends and short-term capital gain dividends as designated by a Fund are not subject to this 30% withholding tax if the shareholder provides a properly completed Form W-8BEN or W-8BEN-E, as applicable. The withholding tax may, however, be reduced (and, in some cases, eliminated) under an applicable tax treaty between the United States and a shareholder’s country of residence or incorporation, provided that the shareholder furnishes the

Fund with a properly completed Form W-8BEN or W-8BEN-E, as applicable to establish entitlement for these treaty benefits. In addition, the Funds will be required to withhold 30% tax on certain payments to foreign entities that do not meet specified information reporting requirements under the Foreign Account Tax Compliance Act.

Notwithstanding the foregoing, gains from United States Real Property Interests (as defined in the Code) are subject to different rules, as discussed below.

If the Fund is a “qualified investment entity” as defined in the Code, Fund distributions attributable to gains from United States Real Property Interests (“Real Estate Gains”) will be treated as ordinary dividends, subject to withholdings as described above, for foreign shareholders who did not own more than 5% of the outstanding shares of the Fund at any time during the one-year period ending on the date of the distribution. If the Fund is a qualified investment entity, Real Estate Gains distributed are subject to withholding at a rate of up to 21% for foreign shareholders who own more than 5% of the outstanding shares of the Fund at any time during the one-year period ending on the date of the distribution, and such foreign shareholders may be required to file a U.S. federal income tax return. If a foreign shareholder holds more than 5% of the Fund at any time during the 5-year period ending on the date of disposition or redemption of shares and the Fund is a United States Real Property Holding Corporation (as defined in the Code), the foreign shareholder will be subject to U.S. federal income tax on gain recognized on a sale or redemption of shares and withholding of tax on the proceeds received. Foreign shareholders recognizing such income and gain may be required to file a U.S. federal income tax return.

Foreign corporations recognizing income or gain under these rules may be subject to the U.S. Branch Profits Tax.

Except as described above, a foreign investor will generally not be subject to U.S. tax on gains realized on sales or exchanges of Fund shares unless the investment in the Fund is connected to a trade or business of the investor in the United States or if the investor is present in the United States for 183 days or more in a year and certain

---

## Shareholder Information (cont.)

---

other conditions are met. All foreign investors should consult their own tax advisors regarding the tax consequences in their country of residence of an investment in the Fund.

**Taxes on Creations and Redemptions of Creation Units.** A person who purchases a Creation Unit by exchanging securities in-kind generally will recognize a gain or loss equal to the difference between the market value of the Creation Units at that time, and the purchaser's aggregate basis in the securities surrendered and any net cash paid. A person who redeems Creation Units and receives securities in-kind from a Fund will generally recognize a gain or loss equal to the difference between the redeemer's basis in the Creation Units, and the aggregate market value of the securities received and any net cash received. The IRS, however, may assert that a loss realized upon an in-kind exchange of securities for Creation Units or an exchange of Creation Units for securities cannot be deducted currently under the rules governing "wash sales," or on a basis that there has been no significant change in economic position. Persons effecting in-kind creations or redemptions should consult their own tax adviser with respect to these matters.

There are certain tax requirements that each Fund must follow in order to qualify as a regulated investment company and to avoid federal income taxation. In their efforts to adhere to these requirements, the Funds may have to limit their investment activity in some types of instruments.

**Consult Your Tax Professional.** Your investment in the Funds could have additional tax consequences. You should consult your tax professional for information regarding all tax consequences applicable to your investments in the Funds. More tax information is provided in the SAI. This short summary is not intended as a substitute for careful tax planning.

### Creations and Redemptions

---

Prior to trading in the secondary market, shares of the Funds are "created" at NAV by market makers, large investors and institutions only in block-size Creation Units of a specified number of shares or multiples thereof.

Each "creator" or "Authorized Participant" enters into an authorized participant agreement with Foreside Fund Services, LLC, the Funds' distributor. Only an Authorized Par-

ticipant may create or redeem Creation Units directly with a Fund. A creation transaction, which is subject to acceptance by the transfer agent, generally takes place when an Authorized Participant deposits into a Fund cash and/or a designated portfolio of securities ("Deposit Securities") approximating the holdings of the Fund in exchange for a specified number of Creation Units.

Similarly, shares can be redeemed only in Creation Units, for cash and/or in-kind for a portfolio of securities held by the Funds ("Fund Securities"). EXCEPT WHEN AGGREGATED IN CREATION UNITS, SHARES ARE NOT REDEEMABLE BY THE FUNDS. The prices at which creations and redemptions occur are based on the next calculation of NAV after an order is received in a form described in the authorized participant agreement.

Each Fund intends to comply with the U.S. federal securities laws in accepting securities for deposits and satisfying redemptions with redemption securities, including that the securities accepted for deposits and the securities used to satisfy redemption requests will be sold in transactions that would be exempt from registration under the Securities Act. Further, an Authorized Participant that is not a "qualified institutional buyer," as such term is defined under Rule 144A of the Securities Act, will not be able to receive Fund Securities that are restricted securities eligible for resale under Rule 144A.

Creations and redemptions must be made through a firm that is either a member of the Continuous Net Settlement System of the National Securities Clearing Corporation or a DTC participant and has executed an agreement with the Distributor with respect to creations and redemptions of Creation Units. Information about the procedures regarding creation and redemption of Creation Units (including the cut-off times for receipt of creation and redemption orders) is included in the Funds' SAI.

Because new shares may be created and issued on an ongoing basis, at any point during the life of a Fund a "distribution," as such term is used in the Securities Act, may be occurring. Broker-dealers and other persons are cautioned that some activities on their part may, depending on the circumstances, result in their being deemed participants in a distribution in a manner that could render them statutory underwriters and subject to the prospectus delivery

## Shareholder Information (cont.)

and liability provisions of the Securities Act. Any determination of whether one is an underwriter must take into account all the relevant facts and circumstances of each particular case.

Broker-dealers should also note that dealers who are not “underwriters” but are participating in a distribution (as contrasted to ordinary secondary transactions), and thus dealing with shares that are part of an “unsold allotment” within the meaning of Section 4(3)(C) of the Securities Act, would be unable to take advantage of the prospectus delivery exemption provided by Section 4(3) of the Securities Act. For delivery of prospectuses to exchange members, the prospectus delivery mechanism of Rule 153 under the Securities Act is available only with respect to transactions on a national securities exchange.

Certain affiliates of the Fund and the Investment Adviser may purchase and sell Fund shares pursuant to this Prospectus.

### Transaction Fees

Each Fund will impose a purchase transaction fee and a redemption transaction fee to offset transfer and other transaction costs associated with the issuance and redemption of Creation Units. Purchasers and redeemers of Creation Units for cash are required to pay a higher fee to compensate for brokerage and market impact expenses and other associated costs. The standard creation and redemption transaction fees for creations and redemptions in kind for each Fund are discussed below. The standard creation transaction fee is charged to each purchaser on the day

such purchaser creates a Creation Unit. The fee is a single charge and will be the amount indicated below with respect to an order regardless of the number of Creation Units purchased. Similarly, the redemption transaction fee will be the amount indicated regardless of the number of Creation Units redeemed. Certain fees or costs associated with Creation Unit purchases may be paid by NTI in certain circumstances. NTI also may, from time to time, at its own expense, compensate purchasers of Creation Units who have purchased substantial amounts of Creation Units and other financial institutions for administrative or marketing services. In addition, the Trust may from time to time waive the standard transaction fee.

The standard creation and redemption transaction fees for creations and redemptions through DTC for cash (when cash creations and redemptions are available or specified) will also be subject to an additional fee up to the maximum amount shown below under “Maximum Additional Variable Charge for Cash Purchases/Maximum Additional Variable Charge for Cash Redemptions.” In addition, purchasers of shares in Creation Units are responsible for payment of the costs of transferring the securities to the Fund. Redeemers of shares in Creation Units are responsible for the costs of transferring the securities from the Fund.

Investors who use the services of a broker or other such intermediary may pay fees for such services. The following table also shows, as of December 31, 2020, the approximate value of one Creation Unit, including standard and maximum additional creation and redemption transaction fees:

	Approximate Value of a Creation Unit	Creation Unit Size	Standard Creation/ Redemption Transaction Fee	Maximum Additional Variable Charge for Creations*	Maximum Additional Variable Charge for Redemptions*
FlexShares® US Quality Low Volatility Index Fund	\$ 2,276,000	50,000	\$ 350	3.00%	2.00%
FlexShares® Developed Markets ex-US Quality Low Volatility Index Fund	\$ 2,652,000	100,000	\$ 2,250	3.00%	2.00%
FlexShares® Emerging Markets Quality Low Volatility Index Fund	\$ 2,648,000	100,000	\$ 4,000	3.00%	2.00%

## Shareholder Information (cont.)

	Approximate Value of a Creation Unit	Creation Unit Size	Standard Creation/ Redemption Transaction Fee	Maximum Additional Variable Charge for Creations*	Maximum Additional Variable Charge for Redemptions*
FlexShares® Morningstar US Market Factor Tilt Index Fund	\$ 7,242,000	50,000	\$ 1,500	3.00%	2.00%
FlexShares® Morningstar Developed Markets ex-US Factor Tilt Index Fund**	\$ 13,271,000	200,000	\$ 13,500	3.00%	2.00%
FlexShares® Morningstar Emerging Markets Factor Tilt Index Fund	\$ 5,816,000	100,000	\$ 25,000	3.00%	2.00%
FlexShares® US Quality Large Cap Index Fund	\$ 1,027,000	25,000	\$ 500	3.00%	2.00%
FlexShares® STOXX® US ESG Impact Index Fund	\$ 2,285,000	25,000	\$ 350	3.00%	2.00%
FlexShares® STOXX® Global ESG Impact Index Fund**	\$ 6,222,000	50,000	\$ 6,500	3.00%	2.00%
FlexShares® Morningstar Global Upstream Natural Resources Index Fund	\$ 1,631,000	50,000	\$ 1,500	3.00%	2.00%
FlexShares® STOXX® Global Broad Infrastructure Index Fund	\$ 2,689,000	50,000	\$ 2,000	3.00%	2.00%
FlexShares® Global Quality Real Estate Index Fund	\$ 2,880,000	50,000	\$ 2,000	3.00%	2.00%
FlexShares® Real Assets Allocation Index Fund	\$ 739,000	25,000	\$ 0	3.00%	2.00%
FlexShares® Quality Dividend Index Fund	\$ 2,473,000	50,000	\$ 350	3.00%	2.00%
FlexShares® Quality Dividend Defensive Index Fund	\$ 2,398,000	50,000	\$ 350	3.00%	2.00%
FlexShares® Quality Dividend Dynamic Index Fund	\$ 2,557,000	50,000	\$ 350	3.00%	2.00%
FlexShares® International Quality Dividend Index Fund**	\$ 2,428,000	100,000	\$ 3,500	3.00%	2.00%
FlexShares® International Quality Dividend Defensive Index Fund**	\$ 2,277,000	100,000	\$ 3,500	3.00%	2.00%
FlexShares® International Quality Dividend Dynamic Index Fund**	\$ 2,816,000	100,000	\$ 3,500	3.00%	2.00%
FlexShares® iBoxx 3-Year Target Duration TIPS Index Fund	\$ 1,305,000	50,000	\$ 0	3.00%	2.00%
FlexShares® iBoxx 5-Year Target Duration TIPS Index Fund	\$ 1,390,000	50,000	\$ 0	3.00%	2.00%
FlexShares® Disciplined Duration MBS Index Fund	\$ 1,200,000	50,000	\$ 400	3.00%	2.00%
FlexShares® Credit-Scored US Corporate Bond Index Fund	\$ 2,739,000	50,000	\$ 500	3.00%	2.00%



## Shareholder Information (cont.)

	Approximate Value of a Creation Unit	Creation Unit Size	Standard Creation/ Redemption Transaction Fee	Maximum Additional Variable Charge for Creations*	Maximum Additional Variable Charge for Redemptions*
FlexShares® Credit-Scored US Long Corporate Bond Index Fund	\$ 3,144,000	50,000	\$ 500	3.00%	2.00%
FlexShares® High Yield Value-Scored Bond Index Fund	\$ 2,452,000	50,000	\$ 500	3.00%	2.00%

\* As a percentage of the net asset value per Creation Unit, inclusive, in the case of redemption, of the standard redemption transaction fee.

\*\* Effective March 1, 2021, the standard creation/redemption transaction fee was changed.

### Householding

Householding is an option available to certain investors. Householding is a method of delivery, based on the preference of the individual investor, in which a single copy of certain shareholder documents can be delivered to investors who share the same address, even if their accounts are registered under different names. Householding is available through certain broker-dealers. If you are interested in enrolling in householding and receiving a single copy of prospectuses and other shareholder documents, please contact your broker-dealer. If you are currently enrolled in householding and wish to change your householding status, please contact your broker-dealer.

---

# Financial Highlights

---

The financial highlights table is intended to help you understand the following Funds' financial performance for the past five fiscal years or, if shorter, from commencement of operations through October 31, 2020. Certain information reflects financial results for a single share. This information has been audited by Deloitte & Touche LLP, an independent registered public accounting firm, whose report, along with the financial statements of the following Funds for the period ended October 31, 2020, is included in the annual report of the Funds and is available upon request.

	Net asset value, beginning of period	PER SHARE						
		Investment Operations			Distributions			
		Net Investment Income	Net Realized and Unrealized Gain (Loss)	Total from Operations	Net Investment Income	From Net Realized Gains	Tax return of capital	Total
<b>FlexShares® US Quality Low Volatility Index Fund</b>								
Year ended October 31, 2020	\$ 40.44	\$0.64 <sup>(a)</sup>	\$ 0.38	\$ 1.02	\$(0.53)	\$—	\$—	\$(0.53)
For the period 07/15/19* through 10/31/19	40.00	0.17 <sup>(a)</sup>	0.35	0.52	(0.08)	—	—	(0.08)
<b>FlexShares® Developed Markets ex-US Quality Low Volatility Index Fund</b>								
Year ended October 31, 2020	25.60	0.64 <sup>(a)</sup>	(2.22)	(1.58)	(0.54)	—	—	(0.54)
For the period 07/15/19* through 10/31/19	25.00	0.16 <sup>(a)</sup>	0.53	0.69	(0.09)	—	—	(0.09)
<b>FlexShares® Emerging Markets Quality Low Volatility Index Fund</b>								
Year ended October 31, 2020	24.94	0.56 <sup>(a)</sup>	(0.91)	(0.35)	(0.64)	—	—	(0.64)
For the period 07/15/19* through 10/31/19	25.00	0.23 <sup>(a)</sup>	(0.18)	0.05	(0.11)	—	—	(0.11)
<b>FlexShares® Morningstar US Market Factor Tilt Index Fund</b>								
Year ended October 31, 2020	119.52	2.10 <sup>(a)</sup>	1.60	3.70	(2.11)	—	—	(2.11)
Year ended October 31, 2019	110.13	1.95 <sup>(a)</sup>	9.33	11.28	(1.89)	—	—	(1.89)
Year ended October 31, 2018	107.50	2.02 <sup>(a)</sup>	2.59	4.61	(1.98)	—	—	(1.98)
Year ended October 31, 2017	88.32	1.74 <sup>(a)</sup>	19.13	20.87	(1.69)	—	—	(1.69)
Year ended October 31, 2016	87.02	1.65 <sup>(a)</sup>	2.33	3.98	(2.68)	—	—	(2.68)
<b>FlexShares® Morningstar Developed Markets ex-US Factor Tilt Index Fund</b>								
Year ended October 31, 2020	\$ 62.67	\$ 1.31 <sup>(a)</sup>	\$ (7.88)	\$ (6.57)	\$(1.86)	\$—	\$—	\$(1.86)
Year ended October 31, 2019	59.76	1.85 <sup>(a)</sup>	2.89	4.74	(1.83)	—	—	(1.83)
Year ended October 31, 2018	67.51	1.78 <sup>(a)</sup>	(7.39)	(5.61)	(2.14)	—	—	(2.14)
Year ended October 31, 2017	55.62	1.58 <sup>(a)</sup>	11.91 <sup>(k)</sup>	13.49	(1.60)	—	—	(1.60)
Year ended October 31, 2016	58.18	1.59 <sup>(a)</sup>	(1.55)	0.04	(2.60)	—	—	(2.60)
<b>FlexShares® Morningstar Emerging Markets Factor Tilt Index Fund</b>								
Year ended October 31, 2020	50.42	1.02 <sup>(a)</sup>	(1.97)	(0.95)	(1.42)	—	—	(1.42)
Year ended October 31, 2019	47.92	1.49 <sup>(a)</sup>	2.46	3.95	(1.45)	—	—	(1.45)
Year ended October 31, 2018	57.38	1.46 <sup>(a)</sup>	(9.34)	(7.88)	(1.58)	—	—	(1.58)
Year ended October 31, 2017	47.52	1.28 <sup>(a)</sup>	9.80	11.08	(1.22)	—	—	(1.22)
Year ended October 31, 2016	45.02	0.97 <sup>(a)</sup>	3.10	4.07	(1.57)	—	—	(1.57)

\* Commencement of investment operations.

<sup>(a)</sup> Net investment income per share is based on average shares outstanding.

<sup>(b)</sup> Not annualized for periods less than one year.

<sup>(c)</sup> Annualized for periods less than one year.

<sup>(d)</sup> Net asset value total return is calculated assuming an initial investment made at the net asset value at the beginning of the period, reinvestment of all dividends and distributions at net asset value during the period and redemption on the last day of the period at adjusted net asset value.

<sup>(e)</sup> Market value total return is calculated assuming an initial investment made at the market value at the beginning of the period, reinvestment of all dividends and distributions at net asset value during the period and redemption on the last day of the period at market value. Market value is determined by the mid point of the bid/ask spread at 4:00 p.m. Eastern Time from the primary listing exchange. Market value returns may vary from net asset value returns.

<sup>(f)</sup> In-kind transactions are not included in portfolio turnover calculations.

<sup>(g)</sup> The amount shown for a share outstanding throughout the period is directionally inconsistent with aggregate net realized and unrealized gain (loss) for the period as presented in the financial statements.

<sup>(h)</sup> Per share amount is less than \$0.005.

<sup>(i)</sup> The Fund indirectly bears its proportionate share of fees and expenses incurred by the Underlying Fund(s) in which the Fund is invested. This ratio does not include these indirect fees and expenses.

<sup>(j)</sup> The Expenses net of reimbursements and Net investment Income (Loss) net of reimbursement ratios include a voluntary reimbursement of advisory fees made by JPMorgan Chase Bank, N.A. Absent this additional reimbursement, Expenses net of reimbursements would have increased by 0.20% and the Net investment Income (Loss) net of reimbursement would have decreased by 0.20%.

<sup>(k)</sup> Northern Trust Investments, Inc. reimbursed the Funds for losses incurred related to an error. The impact was an increase of \$0.02 to the net realized and unrealized gain (loss) on investments per share and an increase of 0.06% to the total return of the FlexShares® Morningstar Global Upstream Natural Resources Index Fund. For the FlexShares® Morningstar Developed Markets ex-US Factor Tilt Index Fund and FlexShares® STOXX® Global ESG Impact Index Fund, the impact to the net realized and unrealized gain (loss) on investments per share amount is less than \$0.005 and the total returns are less than 0.005%. Had these reimbursements not been made, the total returns would have been lower.

# Financial Highlights (cont.)

Net Asset Value, end of period	RATIOS/SUPPLEMENTAL DATA							
	Total Return <sup>(b)</sup>		Ratios to Average Net Assets <sup>(c)</sup>				Supplemental Data	
	Net Asset Value <sup>(d)</sup>	Market Value (Unaudited) <sup>(e)</sup>	Expenses	Expenses net of reimbursements	Net investment Income before reimbursements	Net investment Income net of reimbursements	Portfolio Turnover Rate <sup>(b)(f)</sup>	Net assets, end of period (thousands)
\$ 40.93	2.63%	2.60%	0.23%	0.22%	1.55%	1.56%	47%	\$ 110,524
40.44	1.30	1.43	0.23	0.22	1.45	1.45	9	6,067
23.48	(6.24)	(6.06)	0.33	0.32	2.63	2.64	62	65,747
25.60	2.76	3.04	0.32	0.32	2.21	2.21	14	5,120
23.95	(1.41)	(0.59)	0.41	0.40	2.38	2.39	81	9,578
24.94	0.19	0.31	0.40	0.40	3.18	3.18	12	4,989
121.11	3.28	3.33	0.26	0.25	1.78	1.79	26	1,174,786
119.52	10.41	10.41	0.26	0.25	1.72	1.72	28	1,446,137
110.13	4.22	4.19	0.25	0.25	1.77	1.77	15	1,387,665
107.50	23.77	23.72	0.26	0.25	1.73	1.74	22	1,150,199
88.32	4.70	4.77	0.28	0.27	1.92	1.93	26	830,253
\$ 54.24	(10.57)%	(10.23)%	0.40%	0.39%	2.28%	2.28%	21%	\$ 499,016
62.67	8.13	8.16	0.40	0.39	3.09	3.09	25	965,142
59.76	(8.61)	(9.48)	0.39	0.39	2.65	2.65	34	968,096
67.51	24.58 <sup>(k)</sup>	25.38	0.40	0.39	2.57	2.57	22	985,608
55.62	0.20	0.80	0.43	0.42	2.91	2.92	35	622,898
48.05	(1.86)	(1.44)	0.60	0.59	2.13	2.14	41	225,847
50.42	8.29	8.08	0.60	0.59	2.92	2.93	45	413,414
47.92	(14.05)	(15.22)	0.59	0.59	2.56	2.56	49	488,736
57.38	23.56	23.47	0.60	0.59	2.44	2.44	34	568,071
47.52	9.41	10.65	0.66	0.65	2.23	2.23	34	299,351

	PER SHARE						
	Net asset value, beginning of period	Investment Operations			Distributions		
		Net Investment Income	Net Realized and Unrealized Gain (Loss)		Net Investment Income	From Net Realized Gains	Tax return of capital
			Unrealized	Total from Operations			

**FlexShares® US Quality Large Cap Index Fund**

Year ended October 31, 2020	\$34.69	\$0.62 <sup>(a)</sup>	\$ 0.76	\$ 1.38	\$(0.59)	\$—	\$—
Year ended October 31, 2019	33.44	0.68 <sup>(a)</sup>	1.29	1.97	(0.72)	—	—
Year ended October 31, 2018	31.83	0.54 <sup>(a)</sup>	1.58	2.12	(0.51)	—	—
Year ended October 31, 2017	26.15	0.49 <sup>(a)</sup>	5.65	6.14	(0.46)	—	—
Year ended October 31, 2016	26.62	0.50 <sup>(a)</sup>	(0.47)	0.03	(0.50)	—	—

\* Commencement of investment operations.

<sup>(a)</sup> Net investment income per share is based on average shares outstanding.

<sup>(b)</sup> Not annualized for periods less than one year.

<sup>(c)</sup> Annualized for periods less than one year.

<sup>(d)</sup> Net asset value total return is calculated assuming an initial investment made at the net asset value at the beginning of the period, reinvestment of all dividends and distributions at net asset value during the period and redemption on the last day of the period at adjusted net asset value.

<sup>(e)</sup> Market value total return is calculated assuming an initial investment made at the market value at the beginning of the period, reinvestment of all dividends and distributions at net asset value during the period and redemption on the last day of the period at market value. Market value is determined by the mid point of the bid/ask spread at 4:00 p.m. Eastern Time from the primary listing exchange. Market value returns may vary from net asset value returns.

<sup>(f)</sup> In-kind transactions are not included in portfolio turnover calculations.

<sup>(g)</sup> The amount shown for a share outstanding throughout the period is directionally inconsistent with aggregate net realized and unrealized gain (loss) for the period as presented in the financial statements.

<sup>(h)</sup> Per share amount is less than \$0.005.

<sup>(i)</sup> The Fund indirectly bears its proportionate share of fees and expenses incurred by the Underlying Fund(s) in which the Fund is invested. This ratio does not include these indirect fees and expenses.

<sup>(j)</sup> The Expenses net of reimbursements and Net investment Income (Loss) net of reimbursement ratios include a voluntary reimbursement of advisory fees made by JPMorgan Chase Bank, N.A. Absent this additional reimbursement, Expenses net of reimbursements would have increased by 0.20% and the Net investment Income (Loss) net of reimbursement would have decreased by 0.20%.

<sup>(k)</sup> Northern Trust Investments, Inc. reimbursed the Funds for losses incurred related to an error. The impact was an increase of \$0.02 to the net realized and unrealized gain (loss) on investments per share and an increase of 0.06% to the total return of the FlexShares® Morningstar Global Upstream Natural Resources Index Fund. For the FlexShares® Morningstar Developed Markets ex-US Factor Tilt Index Fund and FlexShares® STOXX® Global ESG Impact Index Fund, the impact to the net realized and unrealized gain (loss) on investments per share amount is less than \$0.005 and the total returns are less than 0.005%. Had these reimbursements not been made, the total returns would have been lower.



# Financial Highlights (cont.)

Total	RATIOS/SUPPLEMENTAL DATA								
	Total Return <sup>(b)</sup>			Ratios to Average Net Assets <sup>(c)</sup>				Supplemental Data	
	Net Asset Value, end of period	Net Asset Value <sup>(d)</sup>	Market Value (Unaudited) <sup>(e)</sup>	Expenses	Expenses net of reimbursements	Net investment Income before reimbursements	Net investment Income net of reimbursements	Portfolio Turnover Rate <sup>(b)(f)</sup>	Net assets, end of period (thousands)
\$(0.59)	\$35.48	4.13%	4.16%	0.33%	0.32%	1.77%	1.77%	48%	\$71,842
(0.72)	34.69	6.04	6.01	0.33	0.32	2.04	2.05	69	51,171
(0.51)	33.44	6.63	6.30	0.33	0.32	1.56	1.57	94	61,859
(0.46)	31.83	23.65	24.08	0.34	0.32	1.65	1.67	64	27,055
(0.50)	26.15	0.12	0.12	0.38	0.32	1.87	1.93	59	6,538

	PER SHARE							
	Investment Operations					Distributions		
	Net asset value, beginning of period	Net Investment Income	Net Realized and Unrealized Gain (Loss)		Net Investment Income	From Net Realized Gains	Tax return of capital	Total
<b>FlexShares® STOXX® US ESG Impact Index Fund</b>								
Year ended October 31, 2020	\$ 72.29	\$ 1.27 <sup>(a)</sup>	\$ 6.81	\$ 8.08	\$(1.21)	\$—	\$—	\$(1.21)
Year ended October 31, 2019	64.33	1.21 <sup>(a)</sup>	7.83	9.04	(1.08)	—	—	(1.08)
Year ended October 31, 2018	60.49	1.09 <sup>(a)</sup>	3.84	4.93	(1.09)	—	—	(1.09)
Year ended October 31, 2017	49.96	1.05 <sup>(a)</sup>	10.45	11.50	(0.97)	—	—	(0.97)
For the period 07/13/16* through 10/31/16	50.00	0.27 <sup>(a)</sup>	(0.15)	0.12	(0.16)	—	—	(0.16)
<b>FlexShares® STOXX® Global ESG Impact Index Fund</b>								
Year ended October 31, 2020	\$101.77	\$ 1.72 <sup>(a)</sup>	\$ 4.26	\$ 5.98	\$(1.73)	—	—	\$(1.73)
Year ended October 31, 2019	91.61	2.05 <sup>(a)</sup>	10.12	12.17	(2.01)	—	—	(2.01)
Year ended October 31, 2018	91.97	1.95 <sup>(a)</sup>	(0.61)	1.34	(1.70)	—	—	(1.70)
Year ended October 31, 2017	75.52	1.56 <sup>(a)</sup>	16.67 <sup>(k)</sup>	18.23	(1.78)	—	—	(1.78)
For the period 07/13/16* through 10/31/16	75.00	0.41 <sup>(a)</sup>	0.34	0.75	(0.23)	—	—	(0.23)
<b>FlexShares® Morningstar Global Upstream Natural Resources Index Fund</b>								
Year ended October 31, 2020	31.40	0.89 <sup>(a)</sup>	(4.65)	(3.76)	(0.93)	—	—	(0.93)
Year ended October 31, 2019	31.51	1.08 <sup>(a)</sup>	(0.09)	0.99	(1.10)	—	—	(1.10)
Year ended October 31, 2018	31.59	0.91 <sup>(a)</sup>	(0.13)	0.78	(0.86)	—	—	(0.86)
Year ended October 31, 2017	27.40	0.70 <sup>(a)</sup>	4.13 <sup>(k)</sup>	4.83	(0.64)	—	—	(0.64)
Year ended October 31, 2016	25.52	0.55 <sup>(a)</sup>	2.73	3.28	(1.40)	—	—	(1.40)
<b>FlexShares® STOXX® Global Broad Infrastructure Index Fund</b>								
Year ended October 31, 2020	\$ 52.56	\$ 1.25 <sup>(a)</sup>	\$ (4.53)	\$(3.28)	\$(1.18)	\$—	\$—	\$(1.18)
Year ended October 31, 2019	45.09	1.35 <sup>(a)</sup>	7.34	8.69	(1.22)	—	—	(1.22)
Year ended October 31, 2018	47.85	1.36 <sup>(a)</sup>	(2.71)	(1.35)	(1.41)	—	—	(1.41)
Year ended October 31, 2017	43.49	1.37 <sup>(a)</sup>	4.40	5.77	(1.41)	—	—	(1.41)
Year ended October 31, 2016	43.30	1.34 <sup>(a)</sup>	(0.02) <sup>(g)</sup>	1.32	(1.13)	—	—	(1.13)

\* Commencement of investment operations.

<sup>(a)</sup> Net investment income per share is based on average shares outstanding.

<sup>(b)</sup> Not annualized for periods less than one year.

<sup>(c)</sup> Annualized for periods less than one year.

<sup>(d)</sup> Net asset value total return is calculated assuming an initial investment made at the net asset value at the beginning of the period, reinvestment of all dividends and distributions at net asset value during the period and redemption on the last day of the period at adjusted net asset value.

<sup>(e)</sup> Market value total return is calculated assuming an initial investment made at the market value at the beginning of the period, reinvestment of all dividends and distributions at net asset value during the period and redemption on the last day of the period at market value. Market value is determined by the mid point of the bid/ask spread at 4:00 p.m. Eastern Time from the primary listing exchange. Market value returns may vary from net asset value returns.

<sup>(f)</sup> In-kind transactions are not included in portfolio turnover calculations.

<sup>(g)</sup> The amount shown for a share outstanding throughout the period is directionally inconsistent with aggregate net realized and unrealized gain (loss) for the period as presented in the financial statements.

<sup>(h)</sup> Per share amount is less than \$0.005.

<sup>(i)</sup> The Fund indirectly bears its proportionate share of fees and expenses incurred by the Underlying Fund(s) in which the Fund is invested. This ratio does not include these indirect fees and expenses.

<sup>(j)</sup> The Expenses net of reimbursements and Net investment Income (Loss) net of reimbursement ratios include a voluntary reimbursement of advisory fees made by JPMorgan Chase Bank, N.A. Absent this additional reimbursement, Expenses net of reimbursements would have increased by 0.20% and the Net investment Income (Loss) net of reimbursement would have decreased by 0.20%.

<sup>(k)</sup> Northern Trust Investments, Inc. reimbursed the Funds for losses incurred related to an error. The impact was an increase of \$0.02 to the net realized and unrealized gain (loss) on investments per share and an increase of 0.06% to the total return of the FlexShares® Morningstar Global Upstream Natural Resources Index Fund. For the FlexShares® Morningstar Developed Markets ex-US Factor Tilt Index Fund and FlexShares® STOXX® Global ESG Impact Index Fund, the impact to the net realized and unrealized gain (loss) on investments per share amount is less than \$0.005 and the total returns are less than 0.005%. Had these reimbursements not been made, the total returns would have been lower.

# Financial Highlights (cont.)

Net Asset Value, end of period	Total Return <sup>(b)</sup>		RATIOS/SUPPLEMENTAL DATA					
			Ratios to Average Net Assets <sup>(c)</sup>				Supplemental Data	
	Net Asset Value <sup>(d)</sup>	Market Value (Unaudited) <sup>(e)</sup>	Expenses	Expenses net of reimbursements	Net investment Income before reimbursements	Net investment Income net of reimbursements	Portfolio Turnover Rate <sup>(b)(f)</sup>	Net assets, end of period (thousands)
\$ 79.16	11.40%	11.45%	0.33%	0.32%	1.67%	1.68%	66%	\$ 89,052
72.29	14.21	14.26	0.33	0.32	1.78	1.79	75	56,024
64.33	8.13	7.97	0.33	0.32	1.66	1.67	110	28,946
60.49	23.19	23.30	0.35	0.32	1.82	1.85	67	13,610
49.96	0.24	0.28	0.37	0.32	1.75	1.80	20	4,996
\$106.02	6.03%	6.46%	0.43%	0.42%	1.66%	1.66%	58%	\$ 111,323
101.77	13.49	12.96	0.43	0.42	2.15	2.16	66	91,590
91.61	1.38	1.71	0.43	0.42	2.03	2.04	78	73,284
91.97	24.37 <sup>(k)</sup>	24.55	0.45	0.42	1.81	1.83	64	32,189
75.52	1.00	1.03	0.45	0.42	1.74	1.77	22	7,552
26.71	(11.87)	(11.46)	0.47	0.46	3.03	3.04	29	2,924,726
31.40	3.16	3.06	0.47	0.46	3.40	3.41	24	5,510,201
31.51	2.33	2.01	0.46	0.46	2.72	2.72	30	5,435,783
31.59	17.81 <sup>(k)</sup>	17.97	0.47	0.46	2.36	2.36	18	4,760,397
27.40	13.84	14.05	0.49	0.48	2.20	2.20	18	2,822,012
\$ 48.10	(6.23)%	(5.93)%	0.48%	0.47%	2.51%	2.52%	13%	\$ 1,856,596
52.56	19.52	19.99	0.48	0.47	2.73	2.74	12	1,477,030
45.09	(2.90)	(3.25)	0.47	0.47	2.88	2.89	13	773,363
47.85	13.44	13.23	0.48	0.47	2.97	2.98	12	875,628
43.49	3.09	3.26	0.48	0.47	3.09	3.10	14	669,676

	PER SHARE							
	Investment Operations				Distributions			
	Net asset value, beginning of period	Net Investment Income	Net Realized and Unrealized Gain (Loss)		Net Investment Income	From Net Realized Gains	Tax return of capital	Total
<b>FlexShares® Global Quality Real Estate Index Fund</b>								
Year ended October 31, 2020	\$66.60	\$ 1.43 <sup>(a)</sup>	\$ [14.62]	\$ [13.19]	\$(2.50)	\$ —	\$(0.03)	\$(2.53)
Year ended October 31, 2019	57.96	1.76 <sup>(a)</sup>	8.68	10.44	(1.80)	—	—	(1.80)
Year ended October 31, 2018	62.02	1.80 <sup>(a)</sup>	(3.99)	(2.19)	(1.87)	—	—	(1.87)
Year ended October 31, 2017	57.12	0.99 <sup>(a)</sup>	5.54	6.53	(1.63)	—	—	(1.63)
Year ended October 31, 2016	57.47	1.90 <sup>(a)</sup>	(0.58)	1.32	(1.67)	—	—	(1.67)
<b>FlexShares® Real Assets Allocation Index Fund</b>								
Year ended October 31, 2020	\$30.30	\$0.86 <sup>(a)</sup>	\$ [4.58]	\$ (3.72)	\$(0.86)	\$ —	\$ —	\$(0.86)
Year ended October 31, 2019	26.45	0.76 <sup>(a)</sup>	3.85	4.61	(0.76)	—	—	(0.76)
Year ended October 31, 2018	28.08	0.80 <sup>(a)</sup>	(1.64)	(0.84)	(0.79)	0.00 <sup>(h)</sup>	—	(0.79)
Year ended October 31, 2017	25.63	0.66 <sup>(a)</sup>	2.54	3.20	(0.75)	—	—	(0.75)
For the period 11/23/15* through 10/31/16	25.00	0.86 <sup>(a)</sup>	0.51 <sup>(a)</sup>	1.37	(0.74)	—	—	(0.74)
<b>FlexShares® Quality Dividend Index Fund</b>								
Year ended October 31, 2020	46.33	1.24 <sup>(a)</sup>	(2.67)	(1.43)	(1.25)	(0.25)	—	(1.50)
Year ended October 31, 2019	44.53	1.24 <sup>(a)</sup>	2.29	3.53	(1.19)	(0.54)	—	(1.73)
Year ended October 31, 2018	42.57	1.20 <sup>(a)</sup>	1.98	3.18	(1.22)	—	—	(1.22)
Year ended October 31, 2017	37.11	1.23 <sup>(a)</sup>	5.43	6.66	(1.20)	—	—	(1.20)
Year ended October 31, 2016	35.99	1.23 <sup>(a)</sup>	1.03	2.26	(1.14)	—	—	(1.14)
<b>FlexShares® Quality Dividend Defensive Index Fund</b>								
Year ended October 31, 2020	\$46.25	\$ 1.21 <sup>(a)</sup>	\$ [3.28]	\$ (2.07)	\$(1.21)	\$(0.36)	\$ —	\$(1.57)
Year ended October 31, 2019	44.46	1.22 <sup>(a)</sup>	3.35	4.57	(1.14)	(1.64)	—	(2.78)
Year ended October 31, 2018	42.04	1.21 <sup>(a)</sup>	2.45	3.66	(1.24)	—	—	(1.24)
Year ended October 31, 2017	36.82	1.18 <sup>(a)</sup>	5.18	6.36	(1.14)	—	—	(1.14)
Year ended October 31, 2016	35.81	1.11 <sup>(a)</sup>	0.99	2.10	(1.09)	—	—	(1.09)

\* Commencement of investment operations.

<sup>(a)</sup> Net investment income per share is based on average shares outstanding.

<sup>(b)</sup> Not annualized for periods less than one year.

<sup>(c)</sup> Annualized for periods less than one year.

<sup>(d)</sup> Net asset value total return is calculated assuming an initial investment made at the net asset value at the beginning of the period, reinvestment of all dividends and distributions at net asset value during the period and redemption on the last day of the period at adjusted net asset value.

<sup>(e)</sup> Market value total return is calculated assuming an initial investment made at the market value at the beginning of the period, reinvestment of all dividends and distributions at net asset value during the period and redemption on the last day of the period at market value. Market value is determined by the mid point of the bid/ask spread at 4:00 p.m. Eastern Time from the primary listing exchange. Market value returns may vary from net asset value returns.

<sup>(f)</sup> In-kind transactions are not included in portfolio turnover calculations.

<sup>(g)</sup> The amount shown for a share outstanding throughout the period is directionally inconsistent with aggregate net realized and unrealized gain (loss) for the period as presented in the financial statements.

<sup>(h)</sup> Per share amount is less than \$0.005.

<sup>(i)</sup> The Fund indirectly bears its proportionate share of fees and expenses incurred by the Underlying Fund(s) in which the Fund is invested. This ratio does not include these indirect fees and expenses.

<sup>(j)</sup> The Expenses net of reimbursements and Net investment Income (Loss) net of reimbursement ratios include a voluntary reimbursement of advisory fees made by JPMorgan Chase Bank, N.A. Absent this additional reimbursement, Expenses net of reimbursements would have increased by 0.20% and the Net investment Income (Loss) net of reimbursement would have decreased by 0.20%.

<sup>(k)</sup> Northern Trust Investments, Inc. reimbursed the Funds for losses incurred related to an error. The impact was an increase of \$0.02 to the net realized and unrealized gain (loss) on investments per share and an increase of 0.06% to the total return of the FlexShares® Morningstar Global Upstream Natural Resources Index Fund. For the FlexShares® Morningstar Developed Markets ex-US Factor Tilt Index Fund and FlexShares® STOXX® Global ESG Impact Index Fund, the impact to the net realized and unrealized gain (loss) on investments per share amount is less than \$0.005 and the total returns are less than 0.005%. Had these reimbursements not been made, the total returns would have been lower.

# Financial Highlights (cont.)

Total Return <sup>(b)</sup>  Net Asset Value, end of period		RATIOS/SUPPLEMENTAL DATA						
		Ratios to Average Net Assets <sup>(c)</sup>					Supplemental Data	
		Net Asset Value <sup>(d)</sup>	Market Value (Unaudited) <sup>(e)</sup>	Expenses	Expenses net of reimbursements	Net investment Income before reimbursements	Net investment Income net of reimbursements	Portfolio Turnover Rate <sup>(b)(f)</sup>
\$50.88	(20.29)%	(20.40)%	0.46%	0.45%	2.53%	2.54%	56%	\$ 264,574
66.60	18.37	18.65	0.46	0.45	2.80	2.81	53	376,264
57.96	(3.69)	(3.95)	0.46	0.45	2.92	2.92	61	275,332
62.02	11.71	11.71	0.46	0.45	1.67	1.67	64	244,970
57.12	2.28	2.44	0.46	0.45	3.26	3.27	57	197,049
\$25.72	(12.45)%	(12.54)%	0.58% <sup>(i)</sup>	0.11% <sup>(i)</sup>	2.65%	3.11%	14%	\$ 4,502
30.30	17.69	17.72	0.58 <sup>(i)</sup>	0.11 <sup>(i)</sup>	2.22	2.69	4	11,361
26.45	(3.09)	(3.32)	0.59 <sup>(i)</sup>	0.11 <sup>(i)</sup>	2.39	2.87	5	13,887
28.08	12.73	13.05	0.65 <sup>(i)</sup>	0.11 <sup>(i)</sup>	1.88	2.42	11	6,318
25.63	5.56	5.60	0.72 <sup>(i)</sup>	0.11 <sup>(i)</sup>	3.03	3.64	11	1,282
43.40	(2.98)	(2.98)	0.38	0.37	2.79	2.79	75	1,265,177
46.33	8.45	8.52	0.38	0.37	2.80	2.81	95	1,707,344
44.53	7.42	7.40	0.37	0.37	2.64	2.64	76	1,759,108
42.57	18.10	18.03	0.38	0.37	3.00	3.00	89	1,815,665
37.11	6.41	6.43	0.38	0.37	3.38	3.38	85	1,438,149
\$ 42.61	(4.45)%	(4.43)%	0.38%	0.37%	2.77%	2.77%	76%	\$ 411,173
46.25	11.40	11.40	0.38	0.37	2.76	2.76	91	450,963
44.46	8.69	8.74	0.38	0.37	2.70	2.71	94	320,091
42.04	17.44	17.41	0.38	0.37	2.94	2.95	74	313,167
36.82	5.96	5.96	0.38	0.37	3.09	3.10	72	252,223



	Net asset value, beginning of period	PER SHARE						
		Investment Operations			Distributions			
		Net Investment Income	Net Realized and Unrealized Gain (Loss)		Net Investment Income	From Net Realized Gains	Tax return of capital	Total
			Unrealized	Total from Operations				
<b>FlexShares® Quality Dividend Dynamic Index Fund</b>								
Year ended October 31, 2020	\$45.49	\$ 1.33 <sup>(a)</sup>	\$ (1.21)	\$ 0.12	\$ (1.67)	\$—	\$ —	\$ (1.67)
Year ended October 31, 2019	42.20	1.21 <sup>(a)</sup>	3.26	4.47	(1.18)	\$—	—	(1.18)
Year ended October 31, 2018	41.84	1.15 <sup>(a)</sup>	0.40	1.55	(1.19)	—	—	(1.19)
Year ended October 31, 2017	35.32	1.19 <sup>(a)</sup>	6.45	7.64	(1.12)	—	—	(1.12)
Year ended October 31, 2016	35.14	1.11 <sup>(a)</sup>	0.31 <sup>(g)</sup>	1.42	(1.24)	—	—	(1.24)
<b>FlexShares® International Quality Dividend Index Fund</b>								
Year ended October 31, 2020	\$23.06	0.79 <sup>(a)</sup>	(2.86)	(2.07)	(0.84)	\$—	\$ —	(0.84)
Year ended October 31, 2019	22.37	1.13 <sup>(a)</sup>	0.70	1.83	(1.14)	—	—	(1.14)
Year ended October 31, 2018	26.27	1.22 <sup>(a)</sup>	(3.86)	(2.64)	(1.26)	—	—	(1.26)
Year ended October 31, 2017	22.45	1.06 <sup>(a)</sup>	3.69	4.75	(0.93)	—	—	(0.93)
Year ended October 31, 2016	23.03	0.92 <sup>(a)</sup>	(0.68)	0.24	(0.82)	—	—	(0.82)
<b>FlexShares® International Quality Dividend Defensive Index Fund</b>								
Year ended October 31, 2020	21.87	0.74 <sup>(a)</sup>	(2.70)	(1.96)	(0.75)	—	—	(0.75)
Year ended October 31, 2019	21.39	1.09 <sup>(a)</sup>	0.51	1.60	(1.12)	—	—	(1.12)
Year ended October 31, 2018	25.06	1.14 <sup>(a)</sup>	(3.54)	(2.40)	(1.27)	—	—	(1.27)
Year ended October 31, 2017	22.16	0.99 <sup>(a)</sup>	2.81	3.80	(0.90)	—	—	(0.90)
Year ended October 31, 2016	22.54	0.83 <sup>(a)</sup>	(0.35)	0.48	(0.86)	—	—	(0.86)
<b>FlexShares® International Quality Dividend Dynamic Index Fund</b>								
Year ended October 31, 2020	24.94	0.70 <sup>(a)</sup>	(2.45)	(1.75)	(0.81)	—	—	(0.81)
Year ended October 31, 2019	23.51	1.05 <sup>(a)</sup>	1.52	2.57	(1.14)	—	—	(1.14)
Year ended October 31, 2018	27.82	1.32 <sup>(a)</sup>	(4.34)	(3.02)	(1.29)	—	—	(1.29)
Year ended October 31, 2017	23.47	1.11 <sup>(a)</sup>	4.08	5.19	(0.84)	—	—	(0.84)
Year ended October 31, 2016	23.82	0.83 <sup>(a)</sup>	(0.13)	0.70	(0.98)	—	(0.07)	(1.05)
<b>FlexShares® iBoxx 3-Year Target Duration TIPS Index Fund</b>								
Year ended October 31, 2020	24.58	0.33 <sup>(a)</sup>	1.09	1.42	(0.27)	—	—	(0.27)
Year ended October 31, 2019	23.81	0.46 <sup>(a)</sup>	0.79	1.25	(0.48)	—	—	(0.48)
Year ended October 31, 2018	24.60	0.68 <sup>(a)</sup>	(0.78)	(0.10)	(0.69)	—	—	(0.69)
Year ended October 31, 2017	24.82	0.37 <sup>(a)</sup>	(0.27)	0.10	(0.32)	—	—	(0.32)
Year ended October 31, 2016	24.38	0.15 <sup>(a)</sup>	0.47	0.62	(0.16)	—	(0.02)	(0.18)

\* Commencement of investment operations.

<sup>(a)</sup> Net investment income per share is based on average shares outstanding.

<sup>(b)</sup> Not annualized for periods less than one year.

<sup>(c)</sup> Annualized for periods less than one year.

<sup>(d)</sup> Net asset value total return is calculated assuming an initial investment made at the net asset value at the beginning of the period, reinvestment of all dividends and distributions at net asset value during the period and redemption on the last day of the period at adjusted net asset value.

<sup>(e)</sup> Market value total return is calculated assuming an initial investment made at the market value at the beginning of the period, reinvestment of all dividends and distributions at net asset value during the period and redemption on the last day of the period at market value. Market value is determined by the mid point of the bid/ask spread at 4:00 p.m. Eastern Time from the primary listing exchange. Market value returns may vary from net asset value returns.

<sup>(f)</sup> In-kind transactions are not included in portfolio turnover calculations.

<sup>(g)</sup> The amount shown for a share outstanding throughout the period is directionally inconsistent with aggregate net realized and unrealized gain (loss) for the period as presented in the financial statements.

<sup>(h)</sup> Per share amount is less than \$0.005.

<sup>(i)</sup> The Fund indirectly bears its proportionate share of fees and expenses incurred by the Underlying Fund(s) in which the Fund is invested. This ratio does not include these indirect fees and expenses.

<sup>(j)</sup> The Expenses net of reimbursements and Net investment Income (Loss) net of reimbursement ratios include a voluntary reimbursement of advisory fees made by JPMorgan Chase Bank, N.A. Absent this additional reimbursement, Expenses net of reimbursements would have increased by 0.20% and the Net investment Income (Loss) net of reimbursement would have decreased by 0.20%.

<sup>(k)</sup> Northern Trust Investments, Inc. reimbursed the Funds for losses incurred related to an error. The impact was an increase of \$0.02 to the net realized and unrealized gain (loss) on investments per share and an increase of 0.06% to the total return of the FlexShares® Morningstar Global Upstream Natural Resources Index Fund. For the FlexShares® Morningstar Developed Markets ex-US Factor Tilt Index Fund and FlexShares® STOXX® Global ESG Impact Index Fund, the impact to the net realized and unrealized gain (loss) on investments per share amount is less than \$0.005 and the total returns are less than 0.005%. Had these reimbursements not been made, the total returns would have been lower.

# Financial Highlights (cont.)

Net Asset Value, end of period	RATIOS/SUPPLEMENTAL DATA							
	Total Return <sup>(b)</sup>		Ratios to Average Net Assets <sup>(c)</sup>				Supplemental Data	
	Net Asset Value <sup>(d)</sup>	Market Value (Unaudited) <sup>(e)</sup>	Expenses	Expenses net of reimbursements	Net investment Income before reimbursements	Net investment Income net of reimbursements	Portfolio Turnover Rate <sup>(b)(f)</sup>	Net assets, end of period (thousands)
\$ 43.94	0.86%	0.91%	0.38%	0.37%	2.93%	2.94%	77%	\$ 13,181
45.49	10.86	10.89	0.38	0.37	2.81	2.82	77	52,308
42.20	3.59	3.67	0.38	0.37	2.61	2.62	77	44,305
41.84	21.81	21.59	0.38	0.37	2.99	3.00	63	58,571
35.32	4.16	4.43	0.38	0.37	3.23	3.25	69	52,979
20.15	(8.94)	(8.93)	0.48	0.47	3.68	3.68	74	453,477
23.06	8.41	9.09	0.48	0.47	4.98	4.98	71	774,685
22.37	(10.48)	(11.30)	0.47	0.47	4.77	4.78	71	765,167
26.27	21.50	21.80	0.48	0.47	4.27	4.28	69	979,701
22.45	1.16	2.05	0.48	0.47	4.17	4.18	68	496,050
19.16	(8.92)	(8.88)	0.48	0.47	3.65	3.66	75	59,404
21.87	7.66	8.12	0.48	0.47	5.02	5.03	63	78,719
21.39	(10.03)	(10.91)	0.48	0.47	4.68	4.68	69	87,703
25.06	17.45	17.69	0.48	0.47	4.18	4.19	72	95,217
22.16	2.24	3.39	0.48	0.47	3.78	3.79	73	77,561
22.38	(6.99)	(7.03)	0.48	0.47	2.90	2.91	85	22,376
24.94	11.30	12.23	0.48	0.47	4.36	4.37	88	47,391
23.51	(11.34)	(12.11)	0.48	0.47	4.83	4.83	75	63,481
27.82	22.37	22.91	0.48	0.47	4.19	4.20	76	91,796
23.47	3.17	3.96	0.49	0.47	3.70	3.72	75	18,777
25.73	5.81	5.85	0.19	0.18	1.33	1.33	71	1,429,491
24.58	5.30	5.35	0.19	0.18	1.89	1.89	52	1,178,722
23.81	(0.41)	(0.49)	0.18	0.18	2.79	2.80	85	1,641,610
24.60	0.42	0.46	0.21	0.20	1.49	1.50	134	2,113,130
24.82	2.55	2.55	0.21	0.20	0.62	0.63	105	1,841,902

	PER SHARE							
	Investment Operations				Distributions			
	Net asset value, beginning of period	Net Investment Income	Net Realized and Unrealized Gain (Loss)	Total from Operations	Net Investment Income	From Net Realized Gains	Tax return of capital	Total
<b>FlexShares® iBoxx 5-Year Target Duration TIPS Index Fund</b>								
Year ended October 31, 2020	\$25.50	\$0.36 <sup>(a)</sup>	\$ 1.76	\$ 2.12	\$(0.28)	\$ —	\$ —	\$(0.28)
Year ended October 31, 2019	23.95	0.44 <sup>(a)</sup>	1.59	2.03	(0.48)	—	—	(0.48)
Year ended October 31, 2018	25.06	0.71 <sup>(a)</sup>	(1.08)	(0.37)	(0.74)	—	—	(0.74)
Year ended October 31, 2017	25.45	0.47 <sup>(a)</sup>	(0.45)	0.02	(0.41)	—	—	(0.41)
Year ended October 31, 2016	24.56	0.30 <sup>(a)</sup>	0.88	1.18	(0.27)	—	(0.02)	(0.29)
<b>FlexShares® Disciplined Duration MBS Index Fund</b>								
Year ended October 31, 2020	23.55	0.37 <sup>(a)</sup>	0.85	1.22	(0.67)	—	—	\$ 0.67
Year ended October 31, 2019	22.74	0.61 <sup>(a)</sup>	1.03	1.64	(0.83)	—	—	(0.83)
Year ended October 31, 2018	23.86	0.49 <sup>(a)</sup>	(0.88)	(0.39)	(0.73)	—	—	(0.73)
Year ended October 31, 2017	24.74	0.39 <sup>(a)</sup>	(0.50)	(0.11)	(0.77)	—	—	(0.77)
Year ended October 31, 2016	24.87	0.45 <sup>(a)</sup>	0.29	0.74	(0.87)	—	—	(0.87)
<b>FlexShares® Credit-Scored US Corporate Bond Index Fund</b>								
Year ended October 31, 2020	52.58	1.32 <sup>(a)</sup>	2.39	3.71	(1.37)	(0.22)	—	(1.59)
Year ended October 31, 2019	48.59	1.63 <sup>(a)</sup>	3.94	5.57	(1.58)	—	—	(1.58)
Year ended October 31, 2018	50.98	1.40 <sup>(a)</sup>	(2.43)	(1.03)	(1.36)	—	—	(1.36)
Year ended October 31, 2017	51.49	1.26 <sup>(a)</sup>	(0.34)	0.92	(1.23)	(0.20)	—	(1.43)
Year ended October 31, 2016	50.32	1.21 <sup>(a)</sup>	1.13	2.34	(1.17)	—	—	(1.17)
<b>FlexShares® Credit-Scored US Long Corporate Bond Index Fund</b>								
Year ended October 31, 2020	57.84	1.99 <sup>(a)</sup>	3.90	5.89	(1.92)	—	—	(1.92)
Year ended October 31, 2019	48.04	2.11 <sup>(a)</sup>	9.89	12.00	(2.20)	—	—	(2.20)
Year ended October 31, 2018	53.88	2.07 <sup>(a)</sup>	(5.87)	(3.80)	(2.04)	—	—	(2.04)
Year ended October 31, 2017	53.83	2.06 <sup>(a)</sup>	0.74	2.80	(2.07)	(0.68)	—	(2.75)
Year ended October 31, 2016	50.29	2.14 <sup>(a)</sup>	3.56	5.70	(2.16)	—	—	(2.16)
<b>FlexShares® High Yield Value-Scored Bond Index Fund</b>								
Year ended October 31, 2020	\$ 47.85	\$ 3.12 <sup>(a)</sup>	\$(1.77)	\$ 1.35	\$(2.95)	\$ —	\$ —	\$(2.95)
Year ended October 31, 2019	48.84	2.67 <sup>(a)</sup>	0.78	3.45	(3.57)	—	(0.87)	(4.44)
For the period 07/17/18* through 10/31/18	50.00	1.68 <sup>(a)</sup>	(1.60)	0.08	(1.24)	—	—	(1.24)

\* Commencement of investment operations.

<sup>(a)</sup> Net investment income per share is based on average shares outstanding.

<sup>(b)</sup> Not annualized for periods less than one year.

<sup>(c)</sup> Annualized for periods less than one year.

<sup>(d)</sup> Net asset value total return is calculated assuming an initial investment made at the net asset value at the beginning of the period, reinvestment of all dividends and distributions at net asset value during the period and redemption on the last day of the period at adjusted net asset value.

<sup>(e)</sup> Market value total return is calculated assuming an initial investment made at the market value at the beginning of the period, reinvestment of all dividends and distributions at net asset value during the period and redemption on the last day of the period at market value. Market value is determined by the mid point of the bid/ask spread at 4:00 p.m. Eastern Time from the primary listing exchange. Market value returns may vary from net asset value returns.

<sup>(f)</sup> In-kind transactions are not included in portfolio turnover calculations.

<sup>(g)</sup> The amount shown for a share outstanding throughout the period is directionally inconsistent with aggregate net realized and unrealized gain (loss) for the period as presented in the financial statements.

<sup>(h)</sup> Per share amount is less than \$0.005.

<sup>(i)</sup> The Fund indirectly bears its proportionate share of fees and expenses incurred by the Underlying Fund(s) in which the Fund is invested. This ratio does not include these indirect fees and expenses.

<sup>(j)</sup> The Expenses net of reimbursements and Net investment Income (Loss) net of reimbursement ratios include a voluntary reimbursement of advisory fees made by JPMorgan Chase Bank, N.A. Absent this additional reimbursement, Expenses net of reimbursements would have increased by 0.20% and the Net investment Income (Loss) net of reimbursement would have decreased by 0.20%.

<sup>(k)</sup> Northern Trust Investments, Inc. reimbursed the Funds for losses incurred related to an error. The impact was an increase of \$0.02 to the net realized and unrealized gain (loss) on investments per share and an increase of 0.06% to the total return of the FlexShares® Morningstar Global Upstream Natural Resources Index Fund. For the FlexShares® Morningstar Developed Markets ex-US Factor Tilt Index Fund and FlexShares® STOXX® Global ESG Impact Index Fund, the impact to the net realized and unrealized gain (loss) on investments per share amount is less than \$0.005 and the total returns are less than 0.005%. Had these reimbursements not been made, the total returns would have been lower.

# Financial Highlights (cont.)

Net Asset Value, end of period	RATIOS/SUPPLEMENTAL DATA							
	Total Return <sup>(b)</sup>		Ratios to Average Net Assets <sup>(c)</sup>				Supplemental Data	
	Net Asset Value <sup>(d)</sup>	Market Value (Unaudited) <sup>(e)</sup>	Expenses	Expenses net of reimbursements	Net investment Income before reimbursements	Net investment Income net of reimbursements	Portfolio Turnover Rate <sup>(b)(f)</sup>	Net assets, end of period (thousands)
\$ 27.34	8.39%	8.47%	0.19%	0.18%	1.35%	1.35%	66%	\$596,095
25.50	8.53	8.45	0.19	0.18	1.77	1.78	41	557,185
23.95	(1.51)	(1.51)	0.18	0.18	2.88	2.88	65	904,027
25.06	0.08	0.08	0.21	0.20	1.86	1.87	87	819,372
25.45	4.81	4.64	0.21	0.20	1.18	1.19	72	651,605
24.10	5.19	5.19	0.21	0.20	1.54	1.54	175	\$ 100,020
23.55	7.36	7.07	0.21	0.20	2.64	2.65	61	35,330
22.74	(1.65)	(1.31)	0.21	0.20	2.09	2.10	160	71,628
23.86	(0.44)	(0.53)	0.21	0.20	1.61	1.62	61	38,183
24.74	3.02	2.69	0.21	— <sup>(i)</sup>	1.62	1.83 <sup>(i)</sup>	89	42,063
54.70	7.20	7.22	0.23	0.22	2.46	2.46	62	202,397
52.58	11.66	11.56	0.23	0.22	3.20	3.21	65	97,275
48.59	(2.05)	(2.23)	0.23	0.22	2.83	2.84	76	60,736
50.98	1.85	1.99	0.23	0.22	2.48	2.49	65	50,982
51.49	4.71	4.70	0.24	0.22	2.34	2.36	59	36,041
61.81	10.34	10.57	0.23	0.22	3.27	3.28	74	46,360
57.84	25.57	25.51	0.23	0.22	4.06	4.07	44	17,352
48.04	(7.24)	(7.86)	0.23	0.22	4.05	4.06	93	26,424
53.88	5.58	4.25	0.24	0.22	3.92	3.94	91	18,858
53.83	11.60	12.75	0.25	0.22	4.01	4.04	80	13,457
\$46.25	3.07%	3.12%	0.38%	0.37%	6.78%	6.78%	95%	\$ 189,623
47.85	7.48	7.64	0.38	0.37	5.56	5.57	44	100,480
48.84	0.13	0.13	0.38	0.37	11.56	11.57	18	48,845

---

# More Information About Underlying Indexes and Index Providers

---

Morningstar, Inc. (“Morningstar”), a leading provider of investment research in North America, Europe, Australia and Asia, offers an extensive line of Internet-, software- and print-based products and services to individuals, financial advisors and institutions. Morningstar has developed and maintains a wide variety of global equity, fixed income and commodity indexes, including the Morningstar® Global Upstream Natural Resources Index<sup>SM</sup>, the Morningstar® US Market Factor Tilt Index<sup>SM</sup>, the Morningstar® Developed Markets ex-US Factor Tilt Index<sup>SM</sup>, the Morningstar® Emerging Markets Factor Tilt Index<sup>SM</sup>, Morningstar® Developed Markets ex-US Factor Tilt Hedged Index<sup>SM</sup> and the Morningstar® Emerging Markets Factor Tilt Hedged Index<sup>SM</sup> (the “Underlying Indexes”). All Morningstar® Indexes, including the Underlying Indexes, are rooted in Morningstar’s proprietary research and are created and maintained using transparent, rules-based methodologies. The words/phrases, “Morningstar®”, “Global Upstream Natural Resources Index<sup>SM</sup>”, “US Market Factor Tilt Index<sup>SM</sup>”, “Developed Markets ex-US Factor Tilt Index<sup>SM</sup>”, “Emerging Markets Factor Tilt Index<sup>SM</sup>”, “Developed Markets ex-US Factor Tilt Hedged Index<sup>SM</sup>” and “Emerging Markets Factor Tilt Hedged Index<sup>SM</sup>”, are all service marks of Morningstar.

\* \* \*

The iBoxx 3-Year Target Duration TIPS Index and iBoxx 5-Year Target Duration TIPS Index are each the property of Markit Indices Limited (“Markit”) and have been licensed for use in connection the FlexShares® iBoxx 3-Year Target Duration TIPS Index Fund and the FlexShares® iBoxx 5-Year Target Duration TIPS Index Fund, respectively.

Markit is the index provider of each of the iBoxx Target Duration TIPS Indexes. Markit is a leading, global financial information services company with over 2,200 employees. The company provides independent data, valuations and trade processing across all asset classes in order to enhance transparency, reduce risk and improve operational efficiency. Its client base includes the most significant institutional participants in the financial marketplace. Markit® and iBoxx® are registered trademarks of Markit Group Limited or its affiliates.

\* \* \*

The Northern Trust Quality Low Volatility Index<sup>SM</sup>, Northern Trust Developed Markets ex-US Quality Low Volatility Index<sup>SM</sup>, Northern Trust Emerging Markets Quality Low Volatility Index<sup>SM</sup>, Northern Trust Quality Large Cap Index<sup>SM</sup>, Northern Trust Quality Dividend Index<sup>SM</sup>, Northern Trust Quality Dividend Dynamic Index<sup>SM</sup>, Northern Trust Quality Dividend Defensive Index<sup>SM</sup>, Northern Trust International Quality Dividend Index<sup>SM</sup>, Northern Trust International Quality Dividend Dynamic Index<sup>SM</sup>, Northern Trust International Quality Dividend Defensive Index<sup>SM</sup>, Northern Trust Global Quality Real Estate Index<sup>SM</sup>, Northern Trust Real Assets Allocation Index<sup>SM</sup>, Northern Trust US Corporate Bond Quality Value Index<sup>SM</sup>, Northern Trust US Long Corporate Bond Quality Value Index<sup>SM</sup> and Northern Trust High Yield Value-Scored US Corporate Bond Index<sup>SM</sup> (together the “Northern Trust Indexes”) are each the property of NTI and have been licensed for use by the FlexShares® US Quality Low Volatility Index Fund, FlexShares® Developed Markets ex-US Quality Low Volatility Index Fund, FlexShares® Emerging Markets Quality Low Volatility Index Fund, FlexShares® US Quality Large Cap Index Fund, FlexShares® Global Quality Real Estate Index Fund, FlexShares® Real Assets Allocation Index Fund, FlexShares® Quality Dividend Index Fund, FlexShares® Quality Dividend Defensive Index Fund, FlexShares® Quality Dividend Dynamic Index Fund, FlexShares® International Quality Dividend Index Fund, FlexShares® International Quality Dividend Defensive Index Fund, FlexShares® International Quality Dividend Dynamic Index Fund, FlexShares® Credit-Scored US Corporate Bond Index Fund, FlexShares® Credit-Scored US Long Corporate Bond Index Fund and FlexShares® High Yield Value-Scored Bond Index Fund (together the “Funds”), respectively.

NTI is the index provider of each of the Northern Trust Indexes and serves as the Investment Adviser of the Funds. NTI has adopted policies and procedures designed to minimize or eliminate potential conflicts of interest; prevent certain persons from having any advantage over other market participants with respect to prior knowledge of companies that may be added to, or deleted from, a Northern Trust Index or from the portfolios of any Fund that tracks a Northern Trust Index; and prevent the dissemination or



---

## More Information About Underlying Indexes and Index Providers (cont.)

---

use of non-public information about pending changes to index constituents or methodology.

\* \* \*

\* \* \*

STOXX Ltd. is a global index provider, currently calculating a global, comprehensive index family of over 6,000 strictly rules-based and transparent indices. Best known for the leading European equity indices EURO STOXX 50, STOXX Europe 50 and STOXX Europe 600, STOXX Ltd. maintains and calculates the STOXX Global Index family which consists of total market, broad and blue-chip indices for the regions. Americas, Europe, Asia, and Pacific, the sub-regions Latin America and BRIC (Brazil, Russia, India and China), as well as global markets.

The STOXX indices are licensed to over 400 companies around the world as underlyings for Exchange Traded Funds (ETFs), Futures & Options, Structured Products and passively-managed investment funds. Three of the top Exchange Traded Funds (ETFs) in Europe and 30 percent of all assets under management are based on STOXX indices. STOXX Ltd. holds Europe's number one and the world's number three position in the derivatives segment.

In addition, STOXX Ltd. is the marketing agent for the indices of Deutsche Boerse Group, amongst them the DAX Index.

STOXX Ltd. is part of Deutsche Boerse Group.

Morningstar, Markit and STOXX Ltd. are not affiliated with the Trust or the Investment Adviser. The Investment Adviser has entered into a license agreement with each of Morningstar, Markit and STOXX Ltd. pursuant to which the Investment Adviser pays a fee to use the applicable Underlying Indexes. The Investment Adviser has entered into a sub-license agreement with the Trust for the use of the applicable Underlying Indexes at no charge.

\* \* \*

ICE Data Indices, LLC is not affiliated with FlexShares® Trust or NTI. NTI has entered into a license agreement with ICE Data Indices, LLC for the license to use the Underlying Index in connection with the FlexShares® Disciplined Duration MBS Index Fund. NTI has entered into a sub-license agreement with the FlexShares® Trust for use of the Underlying Index at no charge.

---

# Disclaimers

---

NTI does not guarantee the accuracy and/or the completeness of the Underlying Indexes or any data included therein or the descriptions of the Index Providers, and NTI shall have no liability for any errors, omissions, or interruptions therein.

NTI makes no warranty, express or implied, as to results to be obtained by the FlexShares® Funds, to the owners of the shares of any FlexShares® Fund, or to any other person or entity, from the use of any Underlying Index or any data included therein. NTI makes no express or implied warranties, and expressly disclaims all warranties of merchantability or fitness for a particular purpose or use with respect to any Underlying Index or any data included therein. Without limiting any of the foregoing, in no event shall NTI have any liability for any special, punitive, direct, indirect, or consequential damages (including lost profits), even if notified of the possibility of such damages.

\* \* \*

Acting in the role of index provider to FlexShares® Trust, Morningstar licenses the Underlying Indexes and accompanying service marks to FlexShares® for FlexShares® further use in creating and maintaining the FlexShares® Morningstar US Market Factor Tilt Index Fund, the FlexShares® Morningstar Developed Markets ex-US Factor Tilt Index Fund, the FlexShares® Morningstar Emerging Markets Factor Tilt Index Fund, and the FlexShares® Morningstar Global Upstream Natural Resources Index Fund (collectively, the “Funds”). The Funds are not sponsored, endorsed, sold or promoted by Morningstar. Morningstar makes no representation or warranty, express or implied, to the owners of the Funds or any member of the public regarding the advisability of investing in securities generally or in the Funds in particular or the ability of the Underlying Indexes to track general stock market performance. Morningstar’s only relationship to NTI, FlexShares® Trust and the Funds is the licensing of the certain service marks and the Underlying Indexes, each of which is determined, composed and calculated by Morningstar without regard to NTI, FlexShares® Trust or the Funds. Morningstar has no obligation to take the needs of NTI, FlexShares® Trust, the Funds or the owners of the Funds into consideration in determining, composing or calculating the Underlying Indexes. Morningstar is not responsible for and has not participated in the determination of the prices and amounts of the Funds or the timing of the issuance or sale of the Funds or in the determination or calculation of the equation by which any Fund is converted into cash. Morningstar has no obligation or liability in connection with the administration, marketing or trading of the Funds.

MORNINGSTAR DOES NOT GUARANTEE THE ACCURACY AND/OR THE COMPLETENESS OF THE UNDERLYING INDEXES OR ANY DATA INCLUDED THEREIN AND MORNINGSTAR SHALL HAVE NO LIABILITY FOR ANY ERRORS, OMISSIONS, OR INTERRUPTIONS THEREIN. MORNINGSTAR MAKES NO

WARRANTY, EXPRESS OR IMPLIED, AS TO RESULTS TO BE OBTAINED BY NTI, FLEXSHARES® TRUST, THE FUNDS OR OWNERS OR USERS OF THE FUNDS, OR ANY OTHER PERSON OR ENTITY FROM THE USE OF THE UNDERLYING INDEXES OR ANY DATA INCLUDED THEREIN. MORNINGSTAR MAKES NO EXPRESS OR IMPLIED WARRANTIES, AND EXPRESSLY DISCLAIMS ALL WARRANTIES OF MERCHANTABILITY OR FITNESS FOR A PARTICULAR PURPOSE OR USE WITH RESPECT TO THE UNDERLYING INDEXES OR ANY DATA INCLUDED THEREIN. WITHOUT LIMITING ANY OF THE FOREGOING, IN NO EVENT SHALL MORNINGSTAR HAVE ANY LIABILITY FOR ANY SPECIAL, PUNITIVE, INDIRECT, OR CONSEQUENTIAL DAMAGES (INCLUDING LOST PROFITS), EVEN IF NOTIFIED OF THE POSSIBILITY OF SUCH DAMAGES.

\* \* \*

The iBoxx Target Duration TIPS Indexes (each, an “Index” and, collectively, the “Indexes”) referenced herein are each the property of Markit Indices Limited (the “Index Provider”) and have been licensed for use in connection with the FlexShares® iBoxx 3-Year Target Duration TIPS Index Fund and the FlexShares® iBoxx 5-Year Target Duration TIPS Index Fund, respectively (collectively, the “Funds”). Each party acknowledges and agrees that the Funds are not sponsored, endorsed or promoted by the Index Provider. The Index Provider makes no representation whatsoever, whether express or implied, and hereby expressly disclaim all warranties (including, without limitation, those of merchantability or fitness for a particular purpose or use), with respect to any of the Indexes or any data included therein or relating thereto, and in particular disclaim any warranty either as to the quality, accuracy and/or completeness of any Index or any data included therein, the results obtained from the use of any Index and/or the composition of an Index at any particular time on any particular date or otherwise and/or the creditworthiness of any entity, or the likelihood of the occurrence of a credit event or similar event (however defined) with respect to an obligation, in an Index at any particular time on any particular date or otherwise. The Index Provider shall not be liable (whether in negligence or otherwise) to the parties or any other person for any error in the Index, and the Index Provider is under no obligation to advise the parties or any person of any error therein.

The Index Provider makes no representation whatsoever, whether express or implied, as to the advisability of purchasing or selling any Fund, the ability of any Index to track relevant markets’ performances, or otherwise relating to any Index or any transaction or product with respect thereto, or of assuming any risks in connection therewith. The Index Provider has no obligation to take the needs of any party into consideration in determining, composing or calculating any Index. Neither any party purchasing or selling a Fund nor the Index Provider shall have any liability to

---

## Disclaimers (cont.)

---

any party for any act or failure to act by the Index Provider in connection with the determination, adjustment, calculation or maintenance of the Index. The Index Provider and its affiliates may deal in obligations that compose the Index and may, where permitted, accept deposits from, make loans or otherwise extend credit to, and generally engage in any kind of commercial or investment banking or other business with the issuers of such obligations or their affiliates, and may act with respect to such business as if the Indexes did not exist, regardless of whether such action might adversely affect any Index or any Fund. Markit<sup>®</sup> and iBoxx<sup>®</sup> are registered trademarks of Markit Group Limited or its affiliates.

\* \* \*

Northern Trust Investments, Inc. and the FlexShares<sup>®</sup> U.S. Quality Low Volatility Index Fund, FlexShares<sup>®</sup> Developed Markets ex-US Quality Low Volatility Index Fund, FlexShares<sup>®</sup> Emerging Markets Quality Low Volatility Index Fund, FlexShares<sup>®</sup> Quality Dividend Index Fund, FlexShares<sup>®</sup> Quality Dividend Dynamic Index Fund, FlexShares<sup>®</sup> Quality Dividend Defensive Index Fund, FlexShares<sup>®</sup> International Quality Dividend Index Fund, FlexShares<sup>®</sup> International Quality Dividend Dynamic Index Fund, and FlexShares<sup>®</sup> International Quality Dividend Defensive Index Fund, FlexShares<sup>®</sup> US Quality Large Cap Index Fund, FlexShares<sup>®</sup> Global Quality Real Estate Index Fund, FlexShares<sup>®</sup> Real Assets Allocation Index Fund, FlexShares<sup>®</sup> Credit-Scored US Corporate Bond Index Fund, FlexShares<sup>®</sup> Credit-Scored US Long Corporate Bond Index Fund and FlexShares<sup>®</sup> High Yield Value-Scored Bond Index Fund (each, a “Fund”, together, the “Funds”) make no representation or warranty, express or implied, to the owners of the Funds or any member of the public regarding the advisability of investing in securities generally or in the Funds in particular or the ability of the Northern Trust 1250 Index<sup>SM</sup>, Northern Trust Quality Low Volatility Index<sup>SM</sup>, Northern Trust Developed Markets ex-US Quality Low Volatility Index<sup>SM</sup>, Northern Trust Emerging Markets Quality Low Volatility Index<sup>SM</sup>, Northern Trust International Large Cap Index<sup>SM</sup>, Northern Trust Quality Dividend Index<sup>SM</sup>, Northern Trust Quality Dividend Dynamic Index<sup>SM</sup>, Northern Trust Quality Dividend Defensive Index<sup>SM</sup>, Northern Trust International Quality Dividend Index<sup>SM</sup>, Northern Trust International Quality Dividend Dynamic Index<sup>SM</sup>, Northern Trust International Quality Dividend Defensive Index<sup>SM</sup>, Northern Trust Quality Large Cap Index<sup>SM</sup>, the Northern Trust Global Quality Real Estate Index<sup>SM</sup>, the Northern Trust Global Real Estate Index<sup>SM</sup>, Northern Trust Real Assets Allocation Index<sup>SM</sup>, Northern Trust Global Index<sup>SM</sup>, Northern Trust US Corporate Bond Quality Value Index<sup>SM</sup>, Northern Trust US Long Corporate Bond Quality Value Index<sup>SM</sup>, Northern Trust US Investment Grade Corporate Bond Index<sup>SM</sup>, Northern Trust US Investment Grade Long Corporate Bond Index<sup>SM</sup> and Northern Trust High Yield Value-Scored US Corporate Bond Index<sup>SM</sup> (together, the “Northern Trust Indexes”) to track general stock market performance. Northern Trust

Investments, Inc. is the licensor of certain trademarks, service marks and service names of the Funds. Northern Trust Investments, Inc. has no obligation to take the needs of FlexShares<sup>®</sup> Trust, the Funds or the owners of the Funds into consideration in determining, composing or calculating the Northern Trust Indexes.

NEITHER THE FUNDS NOR NORTHERN TRUST INVESTMENTS, INC. GUARANTEE THE ACCURACY, COMPLETENESS OR PERFORMANCE OF ANY NORTHERN TRUST INDEX OR ANY DATA INCLUDED THEREIN AND SHALL HAVE NO LIABILITY IN CONNECTION WITH ANY NORTHERN TRUST INDEX OR NORTHERN TRUST INDEX CALCULATION. NORTHERN TRUST INVESTMENTS, INC. MAKES NO WARRANTY, EXPRESS OR IMPLIED, AS TO RESULTS TO BE OBTAINED BY FLEXSHARES<sup>®</sup> TRUST, THE FUNDS OR OWNERS OR USERS OF THE FUNDS, OR ANY OTHER PERSON OR ENTITY FROM THE USE OF THE NORTHERN TRUST INDEXES OR ANY DATA INCLUDED THEREIN. NORTHERN TRUST INVESTMENTS, INC. MAKES NO EXPRESS OR IMPLIED WARRANTIES, AND EXPRESSLY DISCLAIMS ALL WARRANTIES OF MERCHANTABILITY OR FITNESS FOR A PARTICULAR PURPOSE OR USE WITH RESPECT TO THE NORTHERN TRUST INDEXES OR ANY DATA INCLUDED THEREIN. WITHOUT LIMITING ANY OF THE FOREGOING, IN NO EVENT SHALL NORTHERN TRUST INVESTMENTS, INC. HAVE ANY LIABILITY FOR ANY SPECIAL, PUNITIVE, INDIRECT, OR CONSEQUENTIAL DAMAGES (INCLUDING LOST PROFITS), EVEN IF NOTIFIED OF THE POSSIBILITY OF SUCH DAMAGES.

Northern Trust Quality Low Volatility Index<sup>SM</sup>, Northern Trust Developed Markets ex-US Quality Low Volatility Index<sup>SM</sup>, Northern Trust Emerging Markets Quality Low Volatility Index<sup>SM</sup>, Northern Trust US Corporate Bond Quality Value Index<sup>SM</sup>, Northern Trust US Long Corporate Bond Quality Value Index<sup>SM</sup>, Northern Trust US Investment-Grade Corporate Bond Index<sup>SM</sup>, Northern Trust US Investment-Grade Long Corporate Bond Index<sup>SM</sup> and Northern Trust High Yield Value-Scored US Corporate Bond Index<sup>SM</sup> are service marks of NTI and have been licensed for use by FlexShares<sup>®</sup> Trust. FlexShares<sup>®</sup> is a registered trademark of NTI.

\* \* \*

STOXX Limited, Deutsche Börse Group and their licensors (the “Licensors”), research partners or data providers have no relationship to FlexShares<sup>®</sup> Trust other than the licensing of the STOXX<sup>®</sup> USA ESG Impact Index, STOXX<sup>®</sup> Global ESG Impact Index and STOXX<sup>®</sup> Global Broad Infrastructure Index and the related trademarks for use in connection with the FlexShares<sup>®</sup> STOXX<sup>®</sup> US ESG Impact Index Fund, FlexShares<sup>®</sup> STOXX<sup>®</sup> Global ESG Impact Index Fund and FlexShares<sup>®</sup> STOXX<sup>®</sup> Global Broad Infrastructure Index Fund (the “Funds”).

---

## Disclaimers (cont.)

---

### **STOXX, Deutsche Börse Group and their Licensors, research partners or data providers do not:**

- Sponsor, endorse, sell or promote the Funds.
- Recommend that any person invest in the Funds or any other securities.
- Have any responsibility or liability for or make any decisions about the timing, amount or pricing of the Funds.
- Have any responsibility or liability for the administration, management or marketing of the Funds.
- Consider the needs of the Funds or the owners of the Funds in determining, composing or calculating the STOXX® USA ESG Impact Index, STOXX® Global ESG Impact Index and STOXX® Global Broad Infrastructure Index or have any obligation to do so.

### **STOXX, Deutsche Börse Group and their Licensors, research partners or data providers give no warranty and exclude any liability (whether in negligence or otherwise), in connection with the Funds or their performance.**

STOXX does not assume any contractual relationship with the purchasers of the Funds or any other third parties.

Specifically,

- STOXX, Deutsche Börse Group and their Licensors, research partners or data providers do not give any warranty, express or implied, and exclude any liability about:
  - The results to be obtained by the Funds, the owner of the Funds or any other person in connection with the use of the Indexes and the data included in the STOXX® USA ESG Impact Index, STOXX® Global ESG Impact Index and STOXX® Global Broad Infrastructure Index;
  - The accuracy, timeliness, and completeness of the STOXX® USA ESG Impact Index, STOXX® Global ESG Impact Index and STOXX® Global Broad Infrastructure Index and their data;
  - The merchantability and the fitness for a particular purpose or use of the STOXX® USA ESG Impact Index, STOXX® Global ESG Impact Index and STOXX® Global Broad Infrastructure Index and their data;
  - The performance of the Funds generally.
- STOXX Deutsche Börse Group and their Licensors, research partners or data providers give no warranty and exclude any liability, for any errors, omissions or interruptions in the STOXX® USA ESG Impact Index, STOXX® Global ESG Impact Index and STOXX® Global Broad Infrastructure Index or their data;

- Under no circumstances will STOXX, Deutsche Börse Group or their Licensors, research partners or data providers be liable (whether in negligence or otherwise) for any lost profits or indirect, punitive, special or consequential damages or losses, arising as a result of such errors, omissions or interruptions in the STOXX® USA ESG Impact Index, STOXX® Global ESG Impact Index and STOXX® Global Broad Infrastructure Index or its data or generally in relation to the Funds, even in circumstances where STOXX, Deutsche Börse Group or their Licensors, research partners or data providers are aware that such loss or damage may occur.

The licensing agreement between NTI and STOXX is solely for their benefit and not for the benefit of the owners of the Funds or any other third parties.

\* \* \*

Shares of the Trust are not sponsored, endorsed or promoted by Cboe BZX, NASDAQ and NYSE Arca (the “Exchanges”). The Exchanges make no representation or warranty, express or implied, to the owners of the shares of any FlexShares® Fund or any member of the public regarding the ability of any FlexShares® Fund to track the total return performance of any Underlying Index or the ability of any Underlying Index identified herein to track stock market performance. The Exchanges are not responsible for, nor has it participated in, the determination of the compilation or the calculation of any Underlying Indices, nor in the determination of the timing of, prices of, or quantities of the shares of any FlexShares® Fund to be issued, nor in the determination or calculation of the equation by which the shares are redeemable. The Exchanges have no obligation or liability to owners of the shares of any FlexShares® Fund in connection with the administration, marketing or trading of the shares of the Fund.

The Exchanges do not guarantee the accuracy and/or the completeness of any Underlying Index or any data included therein. The Exchanges make no warranty, express or implied, as to results to be obtained by the Trust on behalf of its FlexShares® Funds as licensee, licensee’s customers and counterparties, owners of the shares of the Trust, or any other person or entity from the use of any Underlying Index or any data included therein in connection with the rights licensed as described herein or for any other use. The Exchanges make no express or implied warranties, and hereby expressly disclaim all warranties of merchantability or fitness for a particular purpose with respect to any Underlying Index or any data included therein. Without limiting any of the foregoing, in no event shall the Exchanges have any liability for any direct, indirect, special, punitive, consequential or any other damages (including lost profits) even if notified of the possibility of such damages.

\* \* \*



---

## Disclaimers (cont.)

---

Northern Trust 1250 Index<sup>SM</sup>, Northern Trust International Large Cap Index<sup>SM</sup>, Northern Trust Quality Dividend Index<sup>SM</sup>, Northern Trust Quality Dividend Dynamic Index<sup>SM</sup>, Northern Trust Quality Dividend Defensive Index<sup>SM</sup>, Northern Trust International Quality Dividend Index<sup>SM</sup>, Northern Trust International Quality Dividend Dynamic Index<sup>SM</sup>, Northern Trust International Quality Dividend Defensive Index<sup>SM</sup>, Northern Trust Quality Large Cap Index<sup>SM</sup> and Northern Trust Global Quality Real Estate Index<sup>SM</sup>, are service marks of NTI and have been licensed for use by FlexShares<sup>®</sup> Trust. FlexShares<sup>®</sup> is a registered trademark of NTI.

\* \* \*

The ICE<sup>®</sup> BofAML<sup>®</sup> Constrained Duration US Mortgage Backed Securities Index<sup>SM</sup> are trademarks of ICE Data Indices, LLC or its affiliates (“ICE”) or are being used with permission and have been licensed, along with the The ICE<sup>®</sup> BofAML<sup>®</sup> Constrained Duration US Mortgage Backed Securities Index<sup>SM</sup> (“Index”) for use by NTI in connection with the FlexShares<sup>®</sup> Disciplined Duration MBS Index Fund (the “Fund”). Neither the Fund, NTI, nor the FlexShares<sup>®</sup> Trust are sponsored, endorsed, sold or promoted by ICE. ICE does not make any representation or warranty, express or implied, to the owners of the Fund or any member of the public regarding the Fund or the advisability of investing in the Fund, particularly the ability of the Index to track performance of any market or strategy. ICE’s only relationship to NTI (“Licensee”) is the licensing of certain trademarks and trade names and the Index or components thereof. The Index is determined, composed and calculated by ICE and ICE is the administrator of the Index. ICE has no obligation to take the needs of the Licensee or the holders of the Fund into consideration in determining, composing or calculating the Index. ICE is not responsible for and has not participated in the determination of the timing of, prices of, or quantities of the Fund to be issued or in the determination or calculation of the equation by which the Fund is to be priced, sold, purchased, or redeemed. ICE has no obligation or liability in connection with the administration, marketing, or trading of the Fund.

ICE AND ITS THIRD-PARTY SUPPLIERS DO NOT GUARANTEE THE ACCURACY AND/OR THE COMPLETENESS OF THE INDEX OR ANY DATA INCLUDED THEREIN AND ICE SHALL HAVE NO LIABILITY FOR ANY ERRORS, OMISSIONS, UNAVAILABILITY, OR INTERRUPTIONS THEREIN. ICE MAKES NO WARRANTY, EXPRESS OR IMPLIED, AS TO RESULTS TO BE OBTAINED BY LICENSEE, HOLDERS OF THE FUND OR ANY OTHER PERSON OR ENTITY FROM THE USE OF THE INDEX OR ANY DATA INCLUDED THEREIN. ICE AND ITS THIRD-PARTY SUPPLIERS MAKE NO EXPRESS OR IMPLIED WARRANTIES, AND EXPRESSLY DISCLAIMS ALL WARRANTIES OF MERCHANTABILITY OR FITNESS FOR A PARTICULAR PURPOSE OR USE, WITH RESPECT TO THE INDEX OR ANY DATA INCLUDED THEREIN. WITHOUT LIMITING ANY OF

THE FOREGOING, IN NO EVENT SHALL ICE AND ITS THIRD-PARTY SUPPLIERS HAVE ANY LIABILITY FOR ANY SPECIAL, PUNITIVE, INDIRECT, INCIDENTAL, CONSEQUENTIAL DAMAGES, OR LOST PROFITS, EVEN IF NOTIFIED OF THE POSSIBILITY OF SUCH DAMAGES.

BofAML<sup>®</sup> is a licensed registered trademark of Bank of America Corporation in the United States and other countries.



---

# Supplemental Information

---

## **I. Premium/Discount Information**

---

Information about the differences between the daily market prices on secondary markets for shares of the Funds and the Funds' net asset values for various time periods, as applicable, is available by visiting the Funds' website at [flexshares.com](http://flexshares.com).

## **II. Total Return Information**

---

Additional information about the total return of each Fund and its Underlying Index for various time periods, as applicable, is available by visiting the Funds' website at [flexshares.com](http://flexshares.com).

---

# For More Information

---

## **Annual/Semi-Annual Reports and Statement of Additional Information ("SAI")**

Additional information about the Funds' investments is available in the Trust's annual and semi-annual reports to shareholders. In the Trust's annual report, you will find a discussion of market conditions and investment strategies that significantly affected the Funds' performance during its last fiscal year.

Additional information about the Funds and their policies also is available in the Funds' SAI. The SAI is incorporated by reference into this Prospectus (and is legally considered part of this Prospectus).

The Trust's annual and semiannual reports and the SAI are available free on the Trust's website at [flexshares.com](http://flexshares.com), and upon request by calling the Funds at 1-855-FLEXETF (1-855-353-9383) or by sending an email request to: [info@flexshares.com](mailto:info@flexshares.com). The SAI and other information are available from a financial intermediary (such as a broker-dealer or bank) through which the Funds' shares may be purchased or sold.

## **TO OBTAIN OTHER INFORMATION AND FOR SHAREHOLDER INQUIRIES:**

### **By Telephone**

Call 1-855-FLEXETF (1-855-353-9383)

### **By Mail**

FlexShares® ETFs  
c/o Foreside Fund Services, LLC  
Three Canal Plaza, Suite 100  
Portland, ME 04101

### **On the Internet**

The Funds' documents are available online and may be downloaded from:

- The SEC's website at [sec.gov](http://sec.gov) (text-only)
- FlexShares® Trust's website at [flexshares.com](http://flexshares.com)

Other information about the Funds is available on the EDGAR Database on the SEC's internet site at [sec.gov](http://sec.gov). You may also obtain copies of this information, after paying a duplicating fee, by electronic request at the following e-mail address: [publicinfo@sec.gov](mailto:publicinfo@sec.gov).

811-22555