

## FRANKLIN TEMPLETON ETF TRUST

August 1, 2021

FRANKLIN  
TEMPLETON

	<b>Ticker:</b>
Franklin FTSE Australia ETF	FLAU
Franklin FTSE Brazil ETF	FLBR
Franklin FTSE Canada ETF	FLCA
Franklin FTSE China ETF	FLCH
Franklin FTSE France ETF	FLFR
Franklin FTSE Germany ETF	FLGR
Franklin FTSE Hong Kong ETF	FLHK
Franklin FTSE India ETF	FLIN
Franklin FTSE Italy ETF	FLIY
Franklin FTSE Japan ETF	FLJP
Franklin FTSE Latin America ETF	FLLA
Franklin FTSE Mexico ETF	FLMX

	<b>Ticker:</b>
Franklin FTSE Russia ETF	FLRU
Franklin FTSE Saudi Arabia ETF	FLSA
Franklin FTSE South Africa ETF	FLZA
Franklin FTSE South Korea ETF	FLKR
Franklin FTSE Switzerland ETF	FLSW
Franklin FTSE Taiwan ETF	FLTW
Franklin FTSE United Kingdom ETF	FLGB
Franklin FTSE Asia ex Japan ETF	FLAX
Franklin FTSE Europe ETF	FLEE
Franklin FTSE Europe Hedged ETF	FLEH
Franklin FTSE Japan Hedged ETF	FLJH

Exchange: NYSE Arca, Inc.

The U.S. Securities and Exchange Commission (SEC) has not approved or disapproved these securities or passed upon the adequacy of this prospectus. Any representation to the contrary is a criminal offense.



# Contents

## Fund Summaries

Information about the Fund you should know before investing

---

Franklin FTSE Australia ETF .....	3
Franklin FTSE Brazil ETF .....	13
Franklin FTSE Canada ETF .....	24
Franklin FTSE China ETF .....	34
Franklin FTSE France ETF .....	45
Franklin FTSE Germany ETF .....	55
Franklin FTSE Hong Kong ETF .....	65
Franklin FTSE India ETF .....	75
Franklin FTSE Italy ETF .....	85
Franklin FTSE Japan ETF .....	95
Franklin FTSE Latin America ETF .....	105
Franklin FTSE Mexico ETF .....	116
Franklin FTSE Russia ETF .....	126
Franklin FTSE Saudi Arabia ETF .....	136
Franklin FTSE South Africa ETF .....	147
Franklin FTSE South Korea ETF .....	158
Franklin FTSE Switzerland ETF .....	168
Franklin FTSE Taiwan ETF .....	178
Franklin FTSE United Kingdom ETF .....	188
Franklin FTSE Asia ex Japan ETF .....	198
Franklin FTSE Europe ETF .....	209
Franklin FTSE Europe Hedged ETF .....	219
Franklin FTSE Japan Hedged ETF .....	231

## Fund Details

More information on investment policies, practices and risks/financial highlights

---

Investment Goal .....	243
Principal Investment Policies and Practices .....	243
Principal Risks .....	250
More Information on Investment Policies, Practices and Risks .....	284
Management .....	285
Distributions and Taxes .....	287
Index Provider .....	291
Disclaimers .....	291
Financial Highlights .....	292

## Shareholder Information

### Information about Fund transactions

---

Buying and Selling Shares .....	316
Book Entry .....	318
Share Prices .....	318
Calculating NAV .....	318
Creations and Redemptions .....	321
Premium/Discount Information .....	323
Delivery of Shareholder Documents - Householding .....	323
Distribution .....	323

## For More Information

### Where to learn more about the Fund

---

Back Cover

FLAU

## Franklin FTSE Australia ETF

### Investment Goal

To seek to provide investment results that closely correspond, before fees and expenses, to the performance of the FTSE Australia RIC Capped Index (the FTSE Australia Capped Index).

### Fees and Expenses of the Fund

The following table describes the fees and expenses that you will incur if you buy, hold and sell shares of the Fund. You may also incur other fees, such as usual and customary brokerage commissions and other fees to financial intermediaries, which are not reflected in the table and the Example that follows.

#### Annual Fund Operating Expenses

(expenses that you pay each year as a percentage of the value of your investment)

Management fees	0.09%
Distribution and/or service (12b-1) fees	None
Other expenses	None
<b>Total annual Fund operating expenses</b>	<b>0.09%</b>

### Example

This Example is intended to help you compare the cost of investing in the Fund with the cost of investing in other funds. The Example assumes that you invest \$10,000 in the Fund for the time periods indicated and then sell all of your shares at the end of the period. The Example also assumes that your investment has a 5% return each year and that the Fund's operating expenses remain the same. Although your actual costs may be higher or lower, based on these assumptions your costs would be:

	1 Year	3 Years	5 Years	10 Years
	\$9	\$29	\$51	\$115

### Portfolio Turnover

The Fund pays transaction costs, such as commissions, when it buys and sells securities (or "turns over" its portfolio). A higher portfolio turnover rate may indicate higher transaction costs and may result in higher taxes when Fund shares are held

in a taxable account. These costs, which are not reflected in annual Fund operating expenses or in the Example, affect the Fund's performance. During the most recent fiscal year, the Fund's portfolio turnover rate was 6.98% of the average value of its portfolio.

## Principal Investment Strategies

Under normal market conditions, the Fund invests at least 80% of its assets in the component securities of the FTSE Australia Capped Index and in depositary receipts representing such securities. The FTSE Australia Capped Index is a free float-adjusted market capitalization weighted index maintained and calculated by FTSE Russell with a capping methodology applied quarterly to issuer weights so that no single issuer of a component exceeds 25% of the FTSE Australia Capped Index weight, and all issuers with weights above 5% do not cumulatively exceed 50% of the FTSE Australia Capped Index's weight. The FTSE Australia Capped Index is based on the FTSE Australia Index and is designed to measure the performance of Australian large- and mid-capitalization stocks. FTSE Russell determines eligible securities for the FTSE Australia Capped Index based on measures such as the company's place of incorporation, listing country, investor protection regulations present in the country of incorporation, tax domicile, location of headquarters/factors of production and currency of denomination. As of May 31, 2021, the FTSE Australia Capped Index was comprised of 110 securities with capitalizations ranging from \$1.26 billion to \$187.33 billion.

The Fund, using a "passive" or indexing investment approach, seeks investment results that closely correspond, before fees and expenses, to the performance of the FTSE Australia Capped Index. The investment manager seeks to achieve, over time, a correlation between the Fund's performance, before fees and expenses, and that of the FTSE Australia Capped Index of 0.95 or better. A figure of 1.00 would indicate perfect correlation. The Fund may use either a replication strategy or representative sampling strategy. Under a replication strategy, the Fund will replicate the component securities of the FTSE Australia Capped Index as closely as possible (i.e., invest in all of the component securities in their respective weightings in the FTSE Australia Capped Index). However, under various circumstances, it may not be possible or practicable to replicate the FTSE Australia Capped Index. In these circumstances, the Fund may use a "representative sampling" strategy whereby the Fund would invest in what it believes to be a representative sample of the component securities of the FTSE Australia Capped Index, but may not track the FTSE Australia Capped Index with the same degree of accuracy as would an investment vehicle replicating the entire FTSE Australia Capped Index. Under the representative sampling technique, the investment manager will select securities that collectively have an investment profile similar to that of the FTSE Australia Capped Index, including securities that resemble those included in the FTSE Australia Capped Index in terms of risk factors, performance

attributes and other characteristics, such as market capitalization and industry weightings.

The Fund is a "non-diversified" fund, which means it generally invests a greater proportion of its assets in the securities of one or more issuers and invests overall in a smaller number of issuers than a diversified fund.

The Fund will concentrate its investments (i.e., hold 25% or more of its net assets) in a particular industry or group of industries to approximately the same extent that the FTSE Australia Capped Index is concentrated. As of May 31, 2021, the FTSE Australia Capped Index was concentrated in the banking industry.

## Principal Risks

You could lose money by investing in the Fund. Exchange-traded fund (ETF) shares are not deposits or obligations of, or guaranteed or endorsed by, any bank, and are not insured by the Federal Deposit Insurance Corporation, the Federal Reserve Board, or any other agency of the U.S. government. The Fund is subject to the principal risks noted below, any of which may adversely affect the Fund's net asset value (NAV), trading price, yield, total return and ability to meet its investment goal.

**Market** The market values of securities or other investments owned by the Fund will go up or down, sometimes rapidly or unpredictably. The market value of a security or other investment may be reduced by market activity or other results of supply and demand unrelated to the issuer. This is a basic risk associated with all investments. When there are more sellers than buyers, prices tend to fall. Likewise, when there are more buyers than sellers, prices tend to rise.

The current global outbreak of the novel strain of coronavirus, COVID-19, has resulted in market closures and dislocations, extreme volatility, liquidity constraints and increased trading costs. Efforts to contain the spread of COVID-19 have resulted in global travel restrictions and disruptions of healthcare systems, business operations and supply chains, layoffs, reduced consumer demand, defaults and credit ratings downgrades, and other significant economic impacts. The effects of COVID-19 have impacted global economic activity across many industries and may heighten other pre-existing political, social and economic risks, locally or globally. The full impact of the COVID-19 pandemic is unpredictable and may adversely affect the Fund's performance.

Stock prices tend to go up and down more dramatically than those of debt securities. A slower-growth or recessionary economic environment could have an adverse effect on the prices of the various stocks held by the Fund.

**Foreign Securities (non-U.S.)** Investing in foreign securities typically involves more risks than investing in U.S. securities, and includes risks associated with: (i) internal and external political and economic developments – e.g., the political,

economic and social policies and structures of some foreign countries may be less stable and more volatile than those in the U.S. or some foreign countries may be subject to trading restrictions or economic sanctions; (ii) trading practices – e.g., government supervision and regulation of foreign securities and currency markets, trading systems and brokers may be less than in the U.S.; (iii) availability of information – e.g., foreign issuers may not be subject to the same disclosure, accounting and financial reporting standards and practices as U.S. issuers; (iv) limited markets – e.g., the securities of certain foreign issuers may be less liquid (harder to sell) and more volatile; and (v) currency exchange rate fluctuations and policies (e.g., fluctuations may negatively affect investments denominated in foreign currencies and any income received or expenses paid by the Fund in that foreign currency).

**Geographic Focus** Because the Fund invests its assets primarily in companies in a specific country and region, the Fund is subject to greater risks of adverse developments in that country, region and/or the surrounding regions than a fund that is more broadly diversified geographically. Political, social or economic disruptions in the country or region, even in countries in which the Fund is not invested, may adversely affect the value of investments held by the Fund.

The Australian economy is heavily dependent on the price and demand for commodities and natural resources as well as its exports from the agricultural and mining sectors. Declines in the demand for such products may have an adverse impact on the Fund's returns. Australia is also dependent on trading with key trading partners. The Fund is susceptible to loss due to adverse market, political, regulatory, and other events affecting Australia. These events may adversely affect the trading market and price for Fund shares and cause the Fund to decline in value. Intensifying weather-related natural disasters in Australia including drought and bushfires have imposed substantial economic costs. A continuation of these trends may impose financial stress which in turn could cause the value of the Fund's investments to decline.

**Depository Receipts** Depository receipts are subject to many of the risks of the underlying securities. For some depository receipts, the custodian or similar financial institution that holds the issuer's shares in a trust account is located in the issuer's home country. In these cases if the issuer's home country does not have developed financial markets, the Fund could be exposed to the credit risk of the custodian or financial institution and greater market risk. In addition, the depository institution may not have physical custody of the underlying securities at all times and may charge fees for various services. The Fund may experience delays in receiving its dividend and interest payments or exercising rights as a shareholder. There may be an increased possibility of untimely responses to certain corporate actions of the issuer in an unsponsored depository receipt program. Accordingly, there may be less information available regarding issuers of securities underlying



unsponsored programs and there may not be a correlation between this information and the market value of the depositary receipts.

**Calculation Methodology** FTSE Russell relies on various sources of information to assess the criteria of issuers included in the FTSE Australia Capped Index, including information that may be based on assumptions and estimates. Neither the Fund nor the investment manager can offer assurances that FTSE Russell's calculation methodology or sources of information will provide an accurate assessment of included issuers or that the included issuers will provide the Fund with the market exposure it seeks.

**Index-Related** There is no assurance that the FTSE Australia Capped Index will be determined, composed or calculated accurately. While FTSE Russell provides descriptions of what the FTSE Australia Capped Index is designed to achieve, FTSE Russell does not guarantee the quality, accuracy or completeness of data in respect of its indices, and does not guarantee that the FTSE Australia Capped Index will be in line with the described index methodology. Gains, losses or costs to the Fund caused by errors in the FTSE Australia Capped Index may therefore be borne by the Fund and its shareholders.

**Non-Correlation** There is no guarantee that the Fund will achieve a high degree of correlation to the FTSE Australia Capped Index and therefore achieve its investment goal. Market disruptions and regulatory restrictions could have an adverse effect on the Fund's ability to adjust its exposure to the required levels in order to track the FTSE Australia Capped Index. In addition, the Fund's NAV may deviate from the FTSE Australia Capped Index if the Fund fair values a portfolio security at a price other than the price used by the FTSE Australia Capped Index for that security. To the extent that the investment manager uses a representative sampling strategy, the Fund may not track the return of the FTSE Australia Capped Index as well as it would have if the Fund held all of the securities in the FTSE Australia Capped Index.

**Tracking Error** Tracking error is the divergence of the Fund's performance from that of the FTSE Australia Capped Index. Tracking error may occur because of differences between the securities held in the Fund's portfolio and those included in the FTSE Australia Capped Index, pricing differences (including differences between a security's price at the local market close and the Fund's valuation of a security at the time of calculation of the Fund's NAV), transaction costs, the Fund's holding of cash, differences in timing of the accrual of dividends or interest, tax gains or losses, changes to the FTSE Australia Capped Index or the need to meet various new or existing regulatory requirements. This risk may be heightened during times of increased market volatility or other unusual market conditions. Tracking error also may result because the Fund incurs fees and expenses, while the FTSE Australia Capped Index does not.

**Market Trading** The Fund faces numerous market trading risks, including the potential lack of an active market for Fund shares, losses from trading in secondary markets, periods of high volatility and disruption in the creation/redemption process of the Fund. Any of these factors, among others, may lead to the Fund's shares trading at a premium or discount to NAV. Thus, you may pay more (or less) than NAV when you buy shares of the Fund in the secondary market, and you may receive less (or more) than NAV when you sell those shares in the secondary market. The investment manager cannot predict whether shares will trade above (premium), below (discount) or at NAV.

**Concentration** To the extent the Fund concentrates in a specific industry, a group of industries, sector or type of investment, the Fund will carry much greater risks of adverse developments and price movements in such industries, sectors or investments than a fund that invests in a wider variety of industries, sectors or investments. There is also the risk that the Fund will perform poorly during a slump in demand for securities of companies in such industries or sectors.

The Fund may focus in the banking industry. Companies in the banking industry are subject to certain risks, including the effects of: (1) changes in interest rates on the profitability of banks; (2) the rate of corporate and consumer debt defaults; (3) price competition; (4) governmental limitations on a company's loans, other financial commitments, product lines and other operations; and (5) ongoing changes in the financial services industry (including consolidations, development of new products and changes to the industry's regulatory framework).

**Non-Diversification** Because the Fund is non-diversified, it may be more sensitive to economic, business, political or other changes affecting individual issuers or investments than a diversified fund, which may negatively impact the Fund's performance and result in greater fluctuation in the value of the Fund's shares.

**Mid Capitalization Companies** Securities issued by mid capitalization companies may be more volatile in price than those of larger companies, involve substantial risks and should be considered speculative. Such risks may include greater sensitivity to economic conditions, less certain growth prospects, lack of depth of management and funds for growth and development, and limited or less developed product lines and markets. In addition, mid capitalization companies may be particularly affected by interest rate increases, as they may find it more difficult to borrow money to continue or expand operations, or may have difficulty in repaying any loans.

**Passive Investment** Unlike many investment companies, the Fund is not actively managed and the investment manager does not attempt to take defensive positions under any market conditions, including declining markets. Therefore, the investment manager would not necessarily buy or sell a security unless that

security is added or removed, respectively, from the FTSE Australia Capped Index, even if that security generally is underperforming.

**International Closed Market Trading** To the extent that the underlying securities held by the Fund trade on an exchange that is closed when the securities exchange on which the Fund shares list and trade is open, there may be market uncertainty about the stale security pricing (i.e., the last quote from its closed foreign market) resulting in premiums or discounts to NAV that may be greater than those experienced by other ETFs.

**Authorized Participant Concentration** Only an authorized participant (Authorized Participant) may engage in creation or redemption transactions directly with the Fund. The Fund has a limited number of institutions that act as Authorized Participants. To the extent that these institutions exit the business or are unable to proceed with creation and/or redemption orders with respect to the Fund and no other Authorized Participant is able to step forward to create or redeem Creation Units (as defined below), Fund shares may trade at a discount to NAV and possibly face trading halts and/or delisting. This risk may be more pronounced in volatile markets, potentially where there are significant redemptions in ETFs generally.

**Small Fund** When the Fund's size is small, the Fund may experience low trading volume and wide bid/ask spreads. In addition, the Fund may face the risk of being delisted if the Fund does not meet certain conditions of the listing exchange.

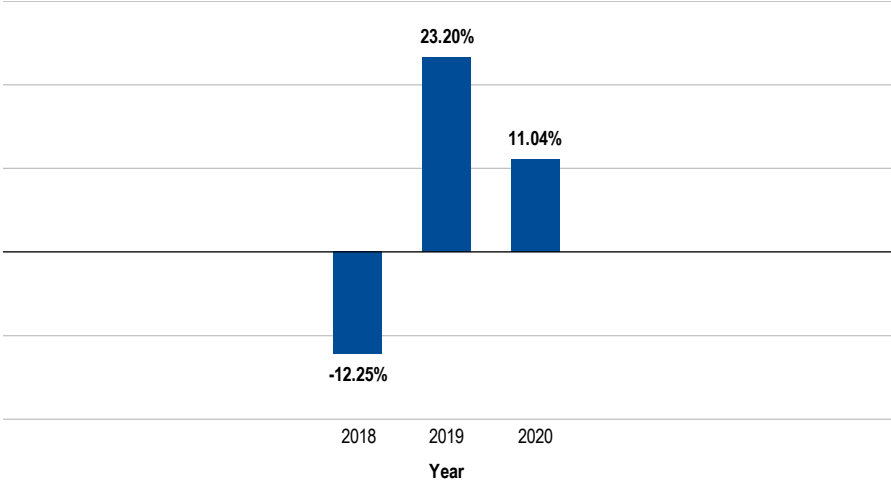
**Large Shareholder** Certain shareholders, including other funds or accounts advised by the investment manager or an affiliate of the investment manager, may from time to time own a substantial amount of the Fund's shares. In addition, a third-party investor, the investment manager or an affiliate of the investment manager, an authorized participant, a lead market maker, or another entity may invest in the Fund and hold its investment for a limited period of time solely to facilitate commencement of the Fund or to facilitate the Fund's achieving a specified size or scale. There can be no assurance that any large shareholder would not redeem its investment, that the size of the Fund would be maintained at such levels or that the Fund would continue to meet applicable listing requirements. Redemptions by large shareholders could have a significant negative impact on the Fund. In addition, transactions by large shareholders may account for a large percentage of the trading volume on the listing exchange and may, therefore, have a material upward or downward effect on the market price of the shares.

## Performance

The following bar chart and table provide some indication of the risks of investing in the Fund. The bar chart shows changes in the Fund's performance from year to year. The table shows how the Fund's average annual returns for 1 year, 5 years, 10 years or since inception, as applicable, compared with those of the Fund's

underlying index. The Fund's past performance (before and after taxes) is not necessarily an indication of how the Fund will perform in the future. You can obtain updated performance information at [franklintempleton.com](http://franklintempleton.com) or by calling (800) DIAL BEN/342-5236.

Annual Total Returns



Best Quarter:	Q2' 2020	30.71%
Worst Quarter:	Q1' 2020	-33.21%

As of June 30, 2021, the Fund's year-to-date return was 10.28%.

Average Annual Total Returns

For periods ended December 31, 2020

	1 Year	Since Inception
Franklin FTSE Australia ETF		
Return before taxes	11.04%	7.30% <sup>1</sup>
Return after taxes on distributions	10.36%	5.91% <sup>1</sup>
Return after taxes on distributions and sale of Fund shares	6.86%	5.04% <sup>1</sup>
FTSE Australia Capped Index (index reflects no deduction for fees, expenses or taxes)	10.91%	7.23% <sup>1</sup>

<sup>1</sup> Since inception November 2, 2017.

The after-tax returns are calculated using the historical highest individual federal marginal income tax rates and do not reflect the impact of state and local taxes. Actual after-tax returns depend on an investor's tax situation and may differ from those shown. After-tax returns are not relevant to investors who hold their Fund shares through tax-deferred arrangements, such as 401(k) plans or individual retirement accounts.

## Investment Manager

Franklin Advisory Services, LLC (Advisory Services)

## Portfolio Managers

### **Dina Ting, CFA**

Senior Vice President of Advisory Services and portfolio manager of the Fund since inception (2017).

### **Hailey Harris**

Vice President of Advisory Services and portfolio manager of the Fund since 2019.

## Purchase and Sale of Fund Shares

The Fund is an ETF. Fund shares may only be purchased and sold on a national securities exchange through a broker-dealer. The price of Fund shares is based on market price, and because ETF shares trade at market prices rather than NAV, shares may trade at a price greater than NAV (a premium) or less than NAV (a discount). The Fund issues or redeems shares that have been aggregated into blocks of 50,000 shares or multiples thereof (Creation Units) to Authorized Participants who have entered into agreements with the Fund's distributor, Franklin Distributors, LLC. The Fund will generally issue or redeem Creation Units in exchange for a basket of securities (and an amount of cash) that the Fund specifies each day.

An investor may incur costs attributable to the difference between the highest price a buyer is willing to pay to purchase shares of the Fund (bid) and the lowest price a seller is willing to accept for shares of the Fund (ask) when buying or selling shares in the secondary market (the "bid-ask spread"). Recent information, including information on the Fund's NAV, market price, premiums and discounts, and bid-ask spreads is available on the Fund's website at <https://www.franklintempleton.com/investor/investments-and-solutions/investment-options/etfs/>.

## Taxes

The Fund's distributions are generally taxable to you as ordinary income, capital gains, or some combination of both, unless you are investing through a tax-deferred arrangement, such as a 401(k) plan or an individual retirement account, in which case your distributions would generally be taxed when withdrawn from the tax-deferred account.

## Payments to Broker-Dealers and Other Financial Intermediaries

If you purchase shares of the Fund through a broker-dealer or other financial intermediary (such as a bank), the investment manager or other related companies

may pay the intermediary for certain Fund-related activities, including those that are designed to make the intermediary more knowledgeable about exchange traded products, such as the Fund, as well as for marketing, education or other initiatives related to the sale or promotion of Fund shares. These payments may create a conflict of interest by influencing the broker-dealer or other intermediary and your salesperson to recommend the Fund over another investment. Ask your salesperson or visit your financial intermediary's website for more information.

FLBR

## Franklin FTSE Brazil ETF

### Investment Goal

To seek to provide investment results that closely correspond, before fees and expenses, to the performance of the FTSE Brazil RIC Capped Index (the FTSE Brazil Capped Index).

### Fees and Expenses of the Fund

The following table describes the fees and expenses that you will incur if you buy, hold and sell shares of the Fund. You may also incur other fees, such as usual and customary brokerage commissions and other fees to financial intermediaries, which are not reflected in the table and the Example that follows.

#### Annual Fund Operating Expenses

(expenses that you pay each year as a percentage of the value of your investment)

Management fees	0.19%
Distribution and/or service (12b-1) fees	None
Other expenses	None
<b>Total annual Fund operating expenses</b>	<b>0.19%</b>

### Example

This Example is intended to help you compare the cost of investing in the Fund with the cost of investing in other funds. The Example assumes that you invest \$10,000 in the Fund for the time periods indicated and then sell all of your shares at the end of the period. The Example also assumes that your investment has a 5% return each year and that the Fund's operating expenses remain the same. Although your actual costs may be higher or lower, based on these assumptions your costs would be:

	1 Year	3 Years	5 Years	10 Years
	\$19	\$61	\$107	\$243

### Portfolio Turnover

The Fund pays transaction costs, such as commissions, when it buys and sells securities (or "turns over" its portfolio). A higher portfolio turnover rate may indicate higher transaction costs and may result in higher taxes when Fund shares are held

in a taxable account. These costs, which are not reflected in annual Fund operating expenses or in the Example, affect the Fund's performance. During the most recent fiscal year, the Fund's portfolio turnover rate was 21.01% of the average value of its portfolio.

## Principal Investment Strategies

Under normal market conditions, the Fund invests at least 80% of its assets in the component securities of the FTSE Brazil Capped Index and in depositary receipts representing such securities. The FTSE Brazil Capped Index is a free float-adjusted market capitalization weighted index maintained and calculated by FTSE Russell with a capping methodology applied quarterly to issuer weights so that no single issuer of a component exceeds 25% of the FTSE Brazil Capped Index weight, and all issuers with weights above 5% do not cumulatively exceed 50% of the FTSE Brazil Capped Index's weight. The FTSE Brazil Capped Index is based on the FTSE Brazil Index and is designed to measure the performance of Brazilian large- and mid-capitalization stocks. FTSE Russell determines eligible securities for the FTSE Brazil Capped Index based on measures such as the company's place of incorporation, listing country, investor protection regulations present in the country of incorporation, tax domicile, location of headquarters/factors of production and currency of denomination. As of May 31, 2021, the FTSE Brazil Capped Index was comprised of 94 securities with capitalizations ranging from \$155 million to \$112.22 billion.

The Fund, using a "passive" or indexing investment approach, seeks investment results that closely correspond, before fees and expenses, to the performance of the FTSE Brazil Capped Index. The investment manager seeks to achieve, over time, a correlation between the Fund's performance, before fees and expenses, and that of the FTSE Brazil Capped Index of 0.95 or better. A figure of 1.00 would indicate perfect correlation. The Fund may use either a replication strategy or representative sampling strategy. Under a replication strategy, the Fund will replicate the component securities of the FTSE Brazil Capped Index as closely as possible (i.e., invest in all of the component securities in their respective weightings in the FTSE Brazil Capped Index). However, under various circumstances, it may not be possible or practicable to replicate the FTSE Brazil Capped Index. In these circumstances, the Fund may use a "representative sampling" strategy whereby the Fund would invest in what it believes to be a representative sample of the component securities of the FTSE Brazil Capped Index, but may not track the FTSE Brazil Capped Index with the same degree of accuracy as would an investment vehicle replicating the entire FTSE Brazil Capped Index. Under the representative sampling technique, the investment manager will select securities that collectively have an investment profile similar to that of the FTSE Brazil Capped Index, including securities that resemble those included in the FTSE Brazil



Capped Index in terms of risk factors, performance attributes and other characteristics, such as market capitalization and industry weightings.

The Fund is a "non-diversified" fund, which means it generally invests a greater proportion of its assets in the securities of one or more issuers and invests overall in a smaller number of issuers than a diversified fund.

The Fund will concentrate its investments (i.e., hold 25% or more of its net assets) in a particular industry or group of industries to approximately the same extent that the FTSE Brazil Capped Index is concentrated. As of May 31, 2021, the FTSE Brazil Capped Index was concentrated in the financials sector.

## Principal Risks

You could lose money by investing in the Fund. Exchange-traded fund (ETF) shares are not deposits or obligations of, or guaranteed or endorsed by, any bank, and are not insured by the Federal Deposit Insurance Corporation, the Federal Reserve Board, or any other agency of the U.S. government. The Fund is subject to the principal risks noted below, any of which may adversely affect the Fund's net asset value (NAV), trading price, yield, total return and ability to meet its investment goal.

**Market** The market values of securities or other investments owned by the Fund will go up or down, sometimes rapidly or unpredictably. The market value of a security or other investment may be reduced by market activity or other results of supply and demand unrelated to the issuer. This is a basic risk associated with all investments. When there are more sellers than buyers, prices tend to fall. Likewise, when there are more buyers than sellers, prices tend to rise.

The current global outbreak of the novel strain of coronavirus, COVID-19, has resulted in market closures and dislocations, extreme volatility, liquidity constraints and increased trading costs. Efforts to contain the spread of COVID-19 have resulted in global travel restrictions and disruptions of healthcare systems, business operations and supply chains, layoffs, reduced consumer demand, defaults and credit ratings downgrades, and other significant economic impacts. The effects of COVID-19 have impacted global economic activity across many industries and may heighten other pre-existing political, social and economic risks, locally or globally. The full impact of the COVID-19 pandemic is unpredictable and may adversely affect the Fund's performance.

Stock prices tend to go up and down more dramatically than those of debt securities. A slower-growth or recessionary economic environment could have an adverse effect on the prices of the various stocks held by the Fund.

**Foreign Securities (non-U.S.)** Investing in foreign securities typically involves more risks than investing in U.S. securities, and includes risks associated with: (i) internal and external political and economic developments – e.g., the political,

economic and social policies and structures of some foreign countries may be less stable and more volatile than those in the U.S. or some foreign countries may be subject to trading restrictions or economic sanctions; (ii) trading practices – e.g., government supervision and regulation of foreign securities and currency markets, trading systems and brokers may be less than in the U.S.; (iii) availability of information – e.g., foreign issuers may not be subject to the same disclosure, accounting and financial reporting standards and practices as U.S. issuers; (iv) limited markets – e.g., the securities of certain foreign issuers may be less liquid (harder to sell) and more volatile; and (v) currency exchange rate fluctuations and policies (e.g., fluctuations may negatively affect investments denominated in foreign currencies and any income received or expenses paid by the Fund in that foreign currency). The risks of foreign investments may be greater in developing or emerging market countries.

**Emerging Market Countries** The Fund's investments in emerging market issuers are subject to all of the risks of foreign investing generally, and have additional heightened risks due to a lack of established legal, political, business and social frameworks to support securities markets, including: delays in settling portfolio securities transactions; currency and capital controls; greater sensitivity to interest rate changes; pervasiveness of corruption and crime; currency exchange rate volatility; and inflation, deflation or currency devaluation.

**Geographic Focus** Because the Fund invests its assets primarily in companies in a specific country and region, the Fund is subject to greater risks of adverse developments in that country, region and/or the surrounding regions than a fund that is more broadly diversified geographically. Political, social or economic disruptions in the country or region, even in countries in which the Fund is not invested, may adversely affect the value of investments held by the Fund.

The Brazilian economy has experienced in the past, and may continue to experience, periods of high inflation rates and political unrest. The Brazilian economy depends heavily on international trade, and its economy is highly sensitive to fluctuations in international commodity prices and commodity markets. Currency devaluations or restrictions, fluctuations in commodity markets, political and social instability, high inflation rates and deteriorating economic conditions may result in significant downturns and increased volatility in the Brazilian economy, as it has in the past, and thus adversely affect the Fund's performance.

**Depository Receipts** Depository receipts are subject to many of the risks of the underlying securities. For some depository receipts, the custodian or similar financial institution that holds the issuer's shares in a trust account is located in the issuer's home country. In these cases if the issuer's home country does not have developed financial markets, the Fund could be exposed to the credit risk of the custodian or financial institution and greater market risk. In addition, the depository institution may not have physical custody of the underlying securities at all times

and may charge fees for various services. The Fund may experience delays in receiving its dividend and interest payments or exercising rights as a shareholder. There may be an increased possibility of untimely responses to certain corporate actions of the issuer in an unsponsored depositary receipt program. Accordingly, there may be less information available regarding issuers of securities underlying unsponsored programs and there may not be a correlation between this information and the market value of the depositary receipts.

**Preferred Securities** Preferred securities are subject to general market and issuer-specific risks applicable to equity securities as well as certain risks associated with fixed income securities, including sensitivity to changes in interest rates. Preferred securities may be subordinated to bonds or other debt instruments in an issuer's capital structure, subjecting them to a greater risk of non-payment. The value of preferred securities is heavily dependent on the profitability and cash flows of the issuer and may decline substantially due to the omission or deferment of dividend payments. Preferred securities may be less liquid than other securities, such as common stocks, and generally do not provide voting rights with respect to the issuer.

**Calculation Methodology** FTSE Russell relies on various sources of information to assess the criteria of issuers included in the FTSE Brazil Capped Index, including information that may be based on assumptions and estimates. Neither the Fund nor the investment manager can offer assurances that FTSE Russell's calculation methodology or sources of information will provide an accurate assessment of included issuers or that the included issuers will provide the Fund with the market exposure it seeks.

**Index-Related** There is no assurance that the FTSE Brazil Capped Index will be determined, composed or calculated accurately. While FTSE Russell provides descriptions of what the FTSE Brazil Capped Index is designed to achieve, FTSE Russell does not guarantee the quality, accuracy or completeness of data in respect of its indices, and does not guarantee that the FTSE Brazil Capped Index will be in line with the described index methodology. Gains, losses or costs to the Fund caused by errors in the FTSE Brazil Capped Index may therefore be borne by the Fund and its shareholders.

**Non-Correlation** There is no guarantee that the Fund will achieve a high degree of correlation to the FTSE Brazil Capped Index and therefore achieve its investment goal. Market disruptions and regulatory restrictions could have an adverse effect on the Fund's ability to adjust its exposure to the required levels in order to track the FTSE Brazil Capped Index. In addition, the Fund's NAV may deviate from the FTSE Brazil Capped Index if the Fund fair values a portfolio security at a price other than the price used by the FTSE Brazil Capped Index for that security. To the extent that the investment manager uses a representative sampling strategy, the Fund may not track the return of the FTSE Brazil Capped

Index as well as it would have if the Fund held all of the securities in the FTSE Brazil Capped Index.

**Tracking Error** Tracking error is the divergence of the Fund's performance from that of the FTSE Brazil Capped Index. Tracking error may occur because of differences between the securities held in the Fund's portfolio and those included in the FTSE Brazil Capped Index, pricing differences (including differences between a security's price at the local market close and the Fund's valuation of a security at the time of calculation of the Fund's NAV), transaction costs, the Fund's holding of cash, differences in timing of the accrual of dividends or interest, tax gains or losses, changes to the FTSE Brazil Capped Index or the need to meet various new or existing regulatory requirements. This risk may be heightened during times of increased market volatility or other unusual market conditions. Tracking error also may result because the Fund incurs fees and expenses, while the FTSE Brazil Capped Index does not.

**Market Trading** The Fund faces numerous market trading risks, including the potential lack of an active market for Fund shares, losses from trading in secondary markets, periods of high volatility and disruption in the creation/redemption process of the Fund. Any of these factors, among others, may lead to the Fund's shares trading at a premium or discount to NAV. Thus, you may pay more (or less) than NAV when you buy shares of the Fund in the secondary market, and you may receive less (or more) than NAV when you sell those shares in the secondary market. The investment manager cannot predict whether shares will trade above (premium), below (discount) or at NAV.

**Concentration** To the extent the Fund concentrates in a specific industry, a group of industries, sector or type of investment, the Fund will carry much greater risks of adverse developments and price movements in such industries, sectors or investments than a fund that invests in a wider variety of industries, sectors or investments. There is also the risk that the Fund will perform poorly during a slump in demand for securities of companies in such industries or sectors.

The Fund may focus in the financial services sector. Financial services companies are subject to extensive government regulation that may affect their profitability in many ways, including by limiting the amount and types of loans and other commitments they can make, and the interest rates and fees they can charge. A financial services company's profitability, and therefore its stock prices, is especially sensitive to interest rate changes as well as the ability of borrowers to repay their loans. Changing regulations, continuing consolidations, and development of new products and structures all are likely to have a significant impact on financial services companies.

**Non-Diversification** Because the Fund is non-diversified, it may be more sensitive to economic, business, political or other changes affecting individual issuers or

investments than a diversified fund, which may negatively impact the Fund's performance and result in greater fluctuation in the value of the Fund's shares.

**Mid Capitalization Companies** Securities issued by mid capitalization companies may be more volatile in price than those of larger companies, involve substantial risks and should be considered speculative. Such risks may include greater sensitivity to economic conditions, less certain growth prospects, lack of depth of management and funds for growth and development, and limited or less developed product lines and markets. In addition, mid capitalization companies may be particularly affected by interest rate increases, as they may find it more difficult to borrow money to continue or expand operations, or may have difficulty in repaying any loans.

**Passive Investment** Unlike many investment companies, the Fund is not actively managed and the investment manager does not attempt to take defensive positions under any market conditions, including declining markets. Therefore, the investment manager would not necessarily buy or sell a security unless that security is added or removed, respectively, from the FTSE Brazil Capped Index, even if that security generally is underperforming.

**International Closed Market Trading** To the extent that the underlying securities held by the Fund trade on an exchange that is closed when the securities exchange on which the Fund shares list and trade is open, there may be market uncertainty about the stale security pricing (i.e., the last quote from its closed foreign market) resulting in premiums or discounts to NAV that may be greater than those experienced by other ETFs.

**Authorized Participant Concentration** Only an authorized participant (Authorized Participant) may engage in creation or redemption transactions directly with the Fund. The Fund has a limited number of institutions that act as Authorized Participants. To the extent that these institutions exit the business or are unable to proceed with creation and/or redemption orders with respect to the Fund and no other Authorized Participant is able to step forward to create or redeem Creation Units (as defined below), Fund shares may trade at a discount to NAV and possibly face trading halts and/or delisting. This risk may be more pronounced in volatile markets, potentially where there are significant redemptions in ETFs generally.

**Cash Transactions** Unlike certain ETFs, the Fund expects to generally effect its creations and redemptions entirely for cash, rather than for in-kind securities. Therefore, it may be required to sell portfolio securities and subsequently recognize gains on such sales that the Fund might not have recognized if it were to distribute portfolio securities in-kind. As such, investments in Fund shares may be less tax-efficient than an investment in an ETF that distributes portfolio securities entirely in-kind.

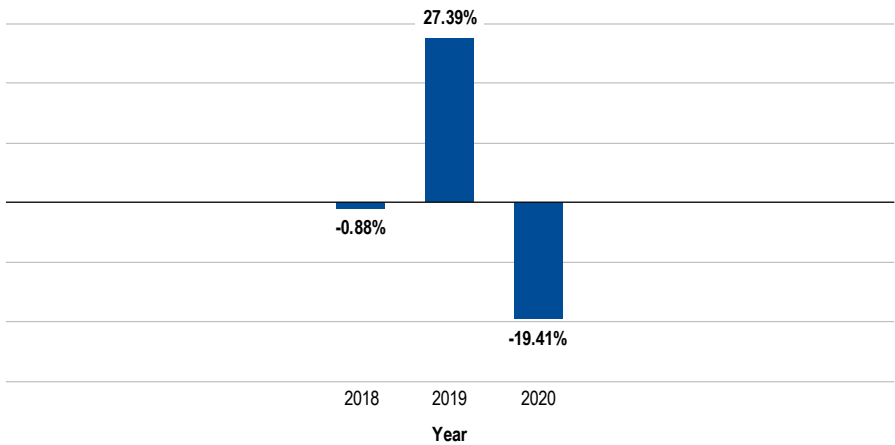
**Small Fund** When the Fund's size is small, the Fund may experience low trading volume and wide bid/ask spreads. In addition, the Fund may face the risk of being delisted if the Fund does not meet certain conditions of the listing exchange.

**Large Shareholder** Certain shareholders, including other funds or accounts advised by the investment manager or an affiliate of the investment manager, may from time to time own a substantial amount of the Fund's shares. In addition, a third-party investor, the investment manager or an affiliate of the investment manager, an authorized participant, a lead market maker, or another entity may invest in the Fund and hold its investment for a limited period of time solely to facilitate commencement of the Fund or to facilitate the Fund's achieving a specified size or scale. There can be no assurance that any large shareholder would not redeem its investment, that the size of the Fund would be maintained at such levels or that the Fund would continue to meet applicable listing requirements. Redemptions by large shareholders could have a significant negative impact on the Fund. In addition, transactions by large shareholders may account for a large percentage of the trading volume on the listing exchange and may, therefore, have a material upward or downward effect on the market price of the shares.

## Performance

The following bar chart and table provide some indication of the risks of investing in the Fund. The bar chart shows changes in the Fund's performance from year to year. The table shows how the Fund's average annual returns for 1 year, 5 years, 10 years or since inception, as applicable, compared with those of the Fund's underlying index. The Fund's past performance (before and after taxes) is not necessarily an indication of how the Fund will perform in the future. You can obtain updated performance information at [franklintempleton.com](http://franklintempleton.com) or by calling (800) DIAL BEN/342-5236.

## Annual Total Returns



Best Quarter:	Q4' 2020	36.44%
Worst Quarter:	Q1' 2020	-50.43%

As of June 30, 2021, the Fund's year-to-date return was 11.28%.

## Average Annual Total Returns

For periods ended December 31, 2020

	1 Year	Since Inception
<b>Franklin FTSE Brazil ETF</b>		
Return before taxes	-19.41%	1.42% <sup>1</sup>
Return after taxes on distributions	-20.24%	0.13% <sup>1</sup>
Return after taxes on distributions and sale of Fund shares	-11.54%	0.59% <sup>1</sup>
FTSE Brazil Capped Index (index reflects no deduction for fees, expenses or taxes)	-19.24%	1.65% <sup>1</sup>

<sup>1</sup> Since inception November 3, 2017.

The after-tax returns are calculated using the historical highest individual federal marginal income tax rates and do not reflect the impact of state and local taxes. Actual after-tax returns depend on an investor's tax situation and may differ from those shown. After-tax returns are not relevant to investors who hold their Fund shares through tax-deferred arrangements, such as 401(k) plans or individual retirement accounts.

## Investment Manager

Franklin Advisory Services, LLC (Advisory Services)

## Portfolio Managers

### **Dina Ting, CFA**

Senior Vice President of Advisory Services and portfolio manager of the Fund since inception (2017).

### **Hailey Harris**

Vice President of Advisory Services and portfolio manager of the Fund since 2019.

## Purchase and Sale of Fund Shares

The Fund is an ETF. Fund shares may only be purchased and sold on a national securities exchange through a broker-dealer. The price of Fund shares is based on market price, and because ETF shares trade at market prices rather than NAV, shares may trade at a price greater than NAV (a premium) or less than NAV (a discount). The Fund issues or redeems shares that have been aggregated into blocks of 100,000 shares or multiples thereof (Creation Units) to Authorized Participants who have entered into agreements with the Fund's distributor, Franklin Distributors, LLC. The Fund will generally issue or redeem Creation Units in exchange for a basket of cash and/or securities that the Fund specifies each day.

An investor may incur costs attributable to the difference between the highest price a buyer is willing to pay to purchase shares of the Fund (bid) and the lowest price a seller is willing to accept for shares of the Fund (ask) when buying or selling shares in the secondary market (the "bid-ask spread"). Recent information, including information on the Fund's NAV, market price, premiums and discounts, and bid-ask spreads is available on the Fund's website at <https://www.franklintempleton.com/investor/investments-and-solutions/investment-options/etfs/>.

## Taxes

The Fund's distributions are generally taxable to you as ordinary income, capital gains, or some combination of both, unless you are investing through a tax-deferred arrangement, such as a 401(k) plan or an individual retirement account, in which case your distributions would generally be taxed when withdrawn from the tax-deferred account.

## Payments to Broker-Dealers and Other Financial Intermediaries

If you purchase shares of the Fund through a broker-dealer or other financial intermediary (such as a bank), the investment manager or other related companies may pay the intermediary for certain Fund-related activities, including those that are designed to make the intermediary more knowledgeable about exchange traded products, such as the Fund, as well as for marketing, education or other initiatives related to the sale or promotion of Fund shares. These payments may create a



conflict of interest by influencing the broker-dealer or other intermediary and your salesperson to recommend the Fund over another investment. Ask your salesperson or visit your financial intermediary's website for more information.

FLCA

# Franklin FTSE Canada ETF

## Investment Goal

To seek to provide investment results that closely correspond, before fees and expenses, to the performance of the FTSE Canada RIC Capped Index (the FTSE Canada Capped Index).

## Fees and Expenses of the Fund

The following table describes the fees and expenses that you will incur if you buy, hold and sell shares of the Fund. You may also incur other fees, such as usual and customary brokerage commissions and other fees to financial intermediaries, which are not reflected in the table and the Example that follows.

### Annual Fund Operating Expenses

(expenses that you pay each year as a percentage of the value of your investment)

Management fees	0.09%
Distribution and/or service (12b-1) fees	None
Other expenses	None
<b>Total annual Fund operating expenses</b>	<b>0.09%</b>

## Example

This Example is intended to help you compare the cost of investing in the Fund with the cost of investing in other funds. The Example assumes that you invest \$10,000 in the Fund for the time periods indicated and then sell all of your shares at the end of the period. The Example also assumes that your investment has a 5% return each year and that the Fund's operating expenses remain the same. Although your actual costs may be higher or lower, based on these assumptions your costs would be:

	1 Year	3 Years	5 Years	10 Years
	\$9	\$29	\$51	\$115

## Portfolio Turnover

The Fund pays transaction costs, such as commissions, when it buys and sells securities (or "turns over" its portfolio). A higher portfolio turnover rate may indicate higher transaction costs and may result in higher taxes when Fund shares are held

in a taxable account. These costs, which are not reflected in annual Fund operating expenses or in the Example, affect the Fund's performance. During the most recent fiscal year, the Fund's portfolio turnover rate was 3.14% of the average value of its portfolio.

## Principal Investment Strategies

Under normal market conditions, the Fund invests at least 80% of its assets in the component securities of the FTSE Canada Capped Index and in depositary receipts representing such securities. The FTSE Canada Capped Index is a free float-adjusted market capitalization weighted index maintained and calculated by FTSE Russell with a capping methodology applied quarterly to issuer weights so that no single issuer of a component exceeds 25% of the FTSE Canada Capped Index weight, and all issuers with weights above 5% do not cumulatively exceed 50% of the FTSE Canada Capped Index's weight. The FTSE Canada Capped Index is based on the FTSE Canada Index and is designed to measure the performance of Canadian large- and mid-capitalization stocks. FTSE Russell determines eligible securities for the FTSE Canada Capped Index based on measures such as the company's place of incorporation, listing country, investor protection regulations present in the country of incorporation, tax domicile, location of headquarters/factors of production and currency of denomination. As of May 31, 2021, the FTSE Canada Capped Index was comprised of 52 securities with capitalizations ranging from \$7.85 billion to \$152.34 billion.

The Fund, using a "passive" or indexing investment approach, seeks investment results that closely correspond, before fees and expenses, to the performance of the FTSE Canada Capped Index. The investment manager seeks to achieve, over time, a correlation between the Fund's performance, before fees and expenses, and that of the FTSE Canada Capped Index of 0.95 or better. A figure of 1.00 would indicate perfect correlation. The Fund may use either a replication strategy or representative sampling strategy. Under a replication strategy, the Fund will replicate the component securities of the FTSE Canada Capped Index as closely as possible (i.e., invest in all of the component securities in their respective weightings in the FTSE Canada Capped Index). However, under various circumstances, it may not be possible or practicable to replicate the FTSE Canada Capped Index. In these circumstances, the Fund may use a "representative sampling" strategy whereby the Fund would invest in what it believes to be a representative sample of the component securities of the FTSE Canada Capped Index, but may not track the FTSE Canada Capped Index with the same degree of accuracy as would an investment vehicle replicating the entire FTSE Canada Capped Index. Under the representative sampling technique, the investment manager will select securities that collectively have an investment profile similar to that of the FTSE Canada Capped Index, including securities that resemble those included in the FTSE Canada Capped Index in terms of risk factors, performance

attributes and other characteristics, such as market capitalization and industry weightings.

The Fund is a "non-diversified" fund, which means it generally invests a greater proportion of its assets in the securities of one or more issuers and invests overall in a smaller number of issuers than a diversified fund.

The Fund will concentrate its investments (i.e., hold 25% or more of its net assets) in a particular industry or group of industries to approximately the same extent that the FTSE Canada Capped Index is concentrated. As of May 31, 2021, the FTSE Canada Capped Index was concentrated in the banking industry.

## Principal Risks

You could lose money by investing in the Fund. Exchange-traded fund (ETF) shares are not deposits or obligations of, or guaranteed or endorsed by, any bank, and are not insured by the Federal Deposit Insurance Corporation, the Federal Reserve Board, or any other agency of the U.S. government. The Fund is subject to the principal risks noted below, any of which may adversely affect the Fund's net asset value (NAV), trading price, yield, total return and ability to meet its investment goal.

**Market** The market values of securities or other investments owned by the Fund will go up or down, sometimes rapidly or unpredictably. The market value of a security or other investment may be reduced by market activity or other results of supply and demand unrelated to the issuer. This is a basic risk associated with all investments. When there are more sellers than buyers, prices tend to fall. Likewise, when there are more buyers than sellers, prices tend to rise.

The current global outbreak of the novel strain of coronavirus, COVID-19, has resulted in market closures and dislocations, extreme volatility, liquidity constraints and increased trading costs. Efforts to contain the spread of COVID-19 have resulted in global travel restrictions and disruptions of healthcare systems, business operations and supply chains, layoffs, reduced consumer demand, defaults and credit ratings downgrades, and other significant economic impacts. The effects of COVID-19 have impacted global economic activity across many industries and may heighten other pre-existing political, social and economic risks, locally or globally. The full impact of the COVID-19 pandemic is unpredictable and may adversely affect the Fund's performance.

Stock prices tend to go up and down more dramatically than those of debt securities. A slower-growth or recessionary economic environment could have an adverse effect on the prices of the various stocks held by the Fund.

**Foreign Securities (non-U.S.)** Investing in foreign securities typically involves more risks than investing in U.S. securities, and includes risks associated with: (i) internal and external political and economic developments – e.g., the political,

economic and social policies and structures of some foreign countries may be less stable and more volatile than those in the U.S. or some foreign countries may be subject to trading restrictions or economic sanctions; (ii) trading practices – e.g., government supervision and regulation of foreign securities and currency markets, trading systems and brokers may be less than in the U.S.; (iii) availability of information – e.g., foreign issuers may not be subject to the same disclosure, accounting and financial reporting standards and practices as U.S. issuers; (iv) limited markets – e.g., the securities of certain foreign issuers may be less liquid (harder to sell) and more volatile; and (v) currency exchange rate fluctuations and policies (e.g., fluctuations may negatively affect investments denominated in foreign currencies and any income received or expenses paid by the Fund in that foreign currency).

**Geographic Focus** Because the Fund invests its assets primarily in companies in a specific country and region, the Fund is subject to greater risks of adverse developments in that country, region and/or the surrounding regions than a fund that is more broadly diversified geographically. Political, social or economic disruptions in the country or region, even in countries in which the Fund is not invested, may adversely affect the value of investments held by the Fund.

Investments in Canadian issuers may subject the Fund to economic risk specific to Canada. Among other things, the Canadian economy is heavily dependent on relationships with certain key trading partners, including the United States and China. The Canadian economy is sensitive to fluctuations in certain commodity markets.

**Depository Receipts** Depository receipts are subject to many of the risks of the underlying securities. For some depository receipts, the custodian or similar financial institution that holds the issuer's shares in a trust account is located in the issuer's home country. In these cases if the issuer's home country does not have developed financial markets, the Fund could be exposed to the credit risk of the custodian or financial institution and greater market risk. In addition, the depository institution may not have physical custody of the underlying securities at all times and may charge fees for various services. The Fund may experience delays in receiving its dividend and interest payments or exercising rights as a shareholder. There may be an increased possibility of untimely responses to certain corporate actions of the issuer in an unsponsored depository receipt program. Accordingly, there may be less information available regarding issuers of securities underlying unsponsored programs and there may not be a correlation between this information and the market value of the depository receipts.

**Calculation Methodology** FTSE Russell relies on various sources of information to assess the criteria of issuers included in the FTSE Canada Capped Index, including information that may be based on assumptions and estimates. Neither the Fund nor the investment manager can offer assurances that FTSE Russell's

calculation methodology or sources of information will provide an accurate assessment of included issuers or that the included issuers will provide the Fund with the market exposure it seeks.

**Index-Related** There is no assurance that the FTSE Canada Capped Index will be determined, composed or calculated accurately. While FTSE Russell provides descriptions of what the FTSE Canada Capped Index is designed to achieve, FTSE Russell does not guarantee the quality, accuracy or completeness of data in respect of its indices, and does not guarantee that the FTSE Canada Capped Index will be in line with the described index methodology. Gains, losses or costs to the Fund caused by errors in the FTSE Canada Capped Index may therefore be borne by the Fund and its shareholders.

**Non-Correlation** There is no guarantee that the Fund will achieve a high degree of correlation to the FTSE Canada Capped Index and therefore achieve its investment goal. Market disruptions and regulatory restrictions could have an adverse effect on the Fund's ability to adjust its exposure to the required levels in order to track the FTSE Canada Capped Index. In addition, the Fund's NAV may deviate from the FTSE Canada Capped Index if the Fund fair values a portfolio security at a price other than the price used by the FTSE Canada Capped Index for that security. To the extent that the investment manager uses a representative sampling strategy, the Fund may not track the return of the FTSE Canada Capped Index as well as it would have if the Fund held all of the securities in the FTSE Canada Capped Index.

**Tracking Error** Tracking error is the divergence of the Fund's performance from that of the FTSE Canada Capped Index. Tracking error may occur because of differences between the securities held in the Fund's portfolio and those included in the FTSE Canada Capped Index, pricing differences (including differences between a security's price at the local market close and the Fund's valuation of a security at the time of calculation of the Fund's NAV), transaction costs, the Fund's holding of cash, differences in timing of the accrual of dividends or interest, tax gains or losses, changes to the FTSE Canada Capped Index or the need to meet various new or existing regulatory requirements. This risk may be heightened during times of increased market volatility or other unusual market conditions. Tracking error also may result because the Fund incurs fees and expenses, while the FTSE Canada Capped Index does not.

**Market Trading** The Fund faces numerous market trading risks, including the potential lack of an active market for Fund shares, losses from trading in secondary markets, periods of high volatility and disruption in the creation/redemption process of the Fund. Any of these factors, among others, may lead to the Fund's shares trading at a premium or discount to NAV. Thus, you may pay more (or less) than NAV when you buy shares of the Fund in the secondary market, and you may receive less (or more) than NAV when you sell those shares in the secondary

market. The investment manager cannot predict whether shares will trade above (premium), below (discount) or at NAV.

**Concentration** To the extent the Fund concentrates in a specific industry, a group of industries, sector or type of investment, the Fund will carry much greater risks of adverse developments and price movements in such industries, sectors or investments than a fund that invests in a wider variety of industries, sectors or investments. There is also the risk that the Fund will perform poorly during a slump in demand for securities of companies in such industries or sectors.

The Fund may focus in the banking industry. Companies in the banking industry are subject to certain risks, including the effects of: (1) changes in interest rates on the profitability of banks; (2) the rate of corporate and consumer debt defaults; (3) price competition; (4) governmental limitations on a company's loans, other financial commitments, product lines and other operations; and (5) ongoing changes in the financial services industry (including consolidations, development of new products and changes to the industry's regulatory framework).

**Non-Diversification** Because the Fund is non-diversified, it may be more sensitive to economic, business, political or other changes affecting individual issuers or investments than a diversified fund, which may negatively impact the Fund's performance and result in greater fluctuation in the value of the Fund's shares.

**Mid Capitalization Companies** Securities issued by mid capitalization companies may be more volatile in price than those of larger companies, involve substantial risks and should be considered speculative. Such risks may include greater sensitivity to economic conditions, less certain growth prospects, lack of depth of management and funds for growth and development, and limited or less developed product lines and markets. In addition, mid capitalization companies may be particularly affected by interest rate increases, as they may find it more difficult to borrow money to continue or expand operations, or may have difficulty in repaying any loans.

**Passive Investment** Unlike many investment companies, the Fund is not actively managed and the investment manager does not attempt to take defensive positions under any market conditions, including declining markets. Therefore, the investment manager would not necessarily buy or sell a security unless that security is added or removed, respectively, from the FTSE Canada Capped Index, even if that security generally is underperforming.

**International Closed Market Trading** To the extent that the underlying securities held by the Fund trade on an exchange that is closed when the securities exchange on which the Fund shares list and trade is open, there may be market uncertainty about the stale security pricing (i.e., the last quote from its closed foreign market) resulting in premiums or discounts to NAV that may be greater than those experienced by other ETFs.

**Authorized Participant Concentration** Only an authorized participant (Authorized Participant) may engage in creation or redemption transactions directly with the Fund. The Fund has a limited number of institutions that act as Authorized Participants. To the extent that these institutions exit the business or are unable to proceed with creation and/or redemption orders with respect to the Fund and no other Authorized Participant is able to step forward to create or redeem Creation Units (as defined below), Fund shares may trade at a discount to NAV and possibly face trading halts and/or delisting. This risk may be more pronounced in volatile markets, potentially where there are significant redemptions in ETFs generally.

**Small Fund** When the Fund's size is small, the Fund may experience low trading volume and wide bid/ask spreads. In addition, the Fund may face the risk of being delisted if the Fund does not meet certain conditions of the listing exchange.

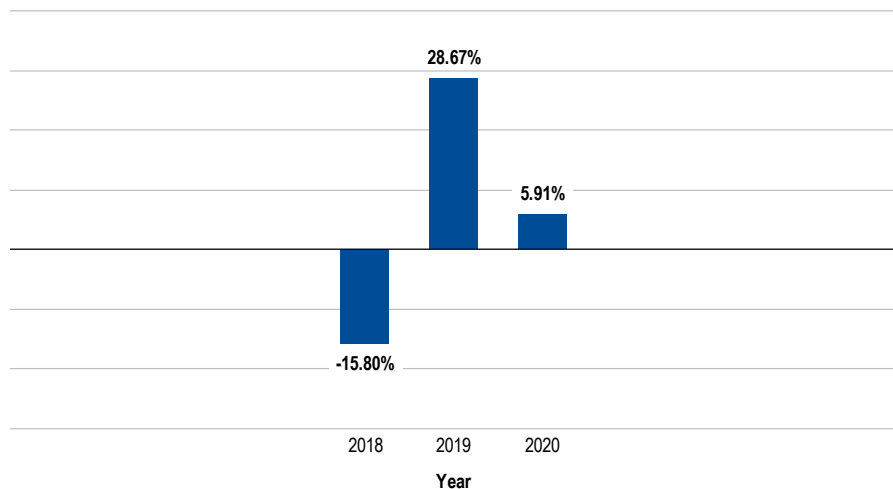
**Large Shareholder** Certain shareholders, including other funds or accounts advised by the investment manager or an affiliate of the investment manager, may from time to time own a substantial amount of the Fund's shares. In addition, a third-party investor, the investment manager or an affiliate of the investment manager, an authorized participant, a lead market maker, or another entity may invest in the Fund and hold its investment for a limited period of time solely to facilitate commencement of the Fund or to facilitate the Fund's achieving a specified size or scale. There can be no assurance that any large shareholder would not redeem its investment, that the size of the Fund would be maintained at such levels or that the Fund would continue to meet applicable listing requirements. Redemptions by large shareholders could have a significant negative impact on the Fund. In addition, transactions by large shareholders may account for a large percentage of the trading volume on the listing exchange and may, therefore, have a material upward or downward effect on the market price of the shares.

## Performance

The following bar chart and table provide some indication of the risks of investing in the Fund. The bar chart shows changes in the Fund's performance from year to year. The table shows how the Fund's average annual returns for 1 year, 5 years, 10 years or since inception, as applicable, compared with those of the Fund's underlying index. The Fund's past performance (before and after taxes) is not necessarily an indication of how the Fund will perform in the future. You can obtain updated performance information at [franklintempleton.com](http://franklintempleton.com) or by calling (800) DIAL BEN/342-5236.



## Annual Total Returns



Best Quarter:	Q2' 2020	19.51%
Worst Quarter:	Q1' 2020	-26.28%

As of June 30, 2021, the Fund's year-to-date return was 22.36%.

## Average Annual Total Returns

For periods ended December 31, 2020

	1 Year	Since Inception
<b>Franklin FTSE Canada ETF</b>		
Return before taxes	5.91%	5.70% <sup>1</sup>
Return after taxes on distributions	5.23%	4.89% <sup>1</sup>
Return after taxes on distributions and sale of Fund shares	3.90%	4.15% <sup>1</sup>
FTSE Canada Capped Index (index reflects no deduction for fees, expenses or taxes)	5.63%	5.46% <sup>1</sup>

<sup>1</sup> Since inception November 2, 2017.

The after-tax returns are calculated using the historical highest individual federal marginal income tax rates and do not reflect the impact of state and local taxes. Actual after-tax returns depend on an investor's tax situation and may differ from those shown. After-tax returns are not relevant to investors who hold their Fund shares through tax-deferred arrangements, such as 401(k) plans or individual retirement accounts.

## Investment Manager

Franklin Advisory Services, LLC (Advisory Services)

## Portfolio Managers

### **Dina Ting, CFA**

Senior Vice President of Advisory Services and portfolio manager of the Fund since inception (2017).

### **Hailey Harris**

Vice President of Advisory Services and portfolio manager of the Fund since 2019.

## Purchase and Sale of Fund Shares

The Fund is an ETF. Fund shares may only be purchased and sold on a national securities exchange through a broker-dealer. The price of Fund shares is based on market price, and because ETF shares trade at market prices rather than NAV, shares may trade at a price greater than NAV (a premium) or less than NAV (a discount). The Fund issues or redeems shares that have been aggregated into blocks of 50,000 shares or multiples thereof (Creation Units) to Authorized Participants who have entered into agreements with the Fund's distributor, Franklin Distributors, LLC. The Fund will generally issue or redeem Creation Units in exchange for a basket of securities (and an amount of cash) that the Fund specifies each day.

An investor may incur costs attributable to the difference between the highest price a buyer is willing to pay to purchase shares of the Fund (bid) and the lowest price a seller is willing to accept for shares of the Fund (ask) when buying or selling shares in the secondary market (the "bid-ask spread"). Recent information, including information on the Fund's NAV, market price, premiums and discounts, and bid-ask spreads is available on the Fund's website at <https://www.franklintempleton.com/investor/investments-and-solutions/investment-options/etfs/>.

## Taxes

The Fund's distributions are generally taxable to you as ordinary income, capital gains, or some combination of both, unless you are investing through a tax-deferred arrangement, such as a 401(k) plan or an individual retirement account, in which case your distributions would generally be taxed when withdrawn from the tax-deferred account.

## Payments to Broker-Dealers and Other Financial Intermediaries

If you purchase shares of the Fund through a broker-dealer or other financial intermediary (such as a bank), the investment manager or other related companies may pay the intermediary for certain Fund-related activities, including those that are designed to make the intermediary more knowledgeable about exchange traded products, such as the Fund, as well as for marketing, education or other initiatives

related to the sale or promotion of Fund shares. These payments may create a conflict of interest by influencing the broker-dealer or other intermediary and your salesperson to recommend the Fund over another investment. Ask your salesperson or visit your financial intermediary's website for more information.

FLCH

# Franklin FTSE China ETF

## Investment Goal

To seek to provide investment results that closely correspond, before fees and expenses, to the performance of the FTSE China RIC Capped Index (the FTSE China Capped Index).

## Fees and Expenses of the Fund

The following table describes the fees and expenses that you will incur if you buy, hold and sell shares of the Fund. You may also incur other fees, such as usual and customary brokerage commissions and other fees to financial intermediaries, which are not reflected in the table and the Example that follows.

### Annual Fund Operating Expenses

(expenses that you pay each year as a percentage of the value of your investment)

Management fees	0.19%
Distribution and/or service (12b-1) fees	None
Other expenses	None
<b>Total annual Fund operating expenses</b>	<b>0.19%</b>

## Example

This Example is intended to help you compare the cost of investing in the Fund with the cost of investing in other funds. The Example assumes that you invest \$10,000 in the Fund for the time periods indicated and then sell all of your shares at the end of the period. The Example also assumes that your investment has a 5% return each year and that the Fund's operating expenses remain the same. Although your actual costs may be higher or lower, based on these assumptions your costs would be:

	1 Year	3 Years	5 Years	10 Years
	\$19	\$61	\$107	\$243

## Portfolio Turnover

The Fund pays transaction costs, such as commissions, when it buys and sells securities (or "turns over" its portfolio). A higher portfolio turnover rate may indicate higher transaction costs and may result in higher taxes when Fund shares are held

in a taxable account. These costs, which are not reflected in annual Fund operating expenses or in the Example, affect the Fund's performance. During the most recent fiscal year, the Fund's portfolio turnover rate was 15.97% of the average value of its portfolio.

## Principal Investment Strategies

Under normal market conditions, the Fund invests at least 80% of its assets in the component securities of the FTSE China Capped Index and in depositary receipts representing such securities. The FTSE China Capped Index is a free float-adjusted market capitalization weighted index maintained and calculated by FTSE Russell with a capping methodology applied quarterly to issuer weights so that no single issuer of a component exceeds 25% of the FTSE China Capped Index weight, and all issuers with weights above 5% do not cumulatively exceed 50% of the FTSE China Capped Index's weight. The FTSE China Capped Index is based on the FTSE China Index and is designed to measure the performance of Chinese large- and mid-capitalization stocks, as represented by H-Shares (securities of companies incorporated in the People's Republic of China (PRC) that are denominated in Hong Kong dollars and listed on the Hong Kong Exchange), B-Shares (securities of companies incorporated in the PRC that are denominated in U.S. dollars or Hong Kong dollars and listed for foreign investment on either the Shanghai or Shenzhen stock exchanges) and A-Shares (securities of companies incorporated in the PRC that are denominated in Chinese renminbi and listed on either the Shanghai or Shenzhen stock exchanges). The FTSE China Capped Index also includes certain securities listed outside of the PRC known as N-Shares (issued by companies incorporated in certain foreign jurisdictions, which are controlled, directly or indirectly, by entities, companies or individuals in the PRC, derive substantial revenues or allocate substantial assets in the PRC and are listed on the New York Stock Exchange, NASDAQ or the NYSE MKT), Red-Chips (issued by companies incorporated in certain foreign jurisdictions, which are controlled, directly or indirectly, by entities owned by the national government or local governments in the PRC, derive substantial revenues or allocate substantial assets in the PRC and are listed on the Hong Kong Exchange), P-Chips (issued by companies incorporated in certain foreign jurisdictions, which are controlled, directly or indirectly, by individuals in the PRC, derive substantial revenues or allocate substantial assets in the PRC and are listed on the Hong Kong Exchange) and S-Chips (issued by companies incorporated in certain foreign jurisdictions, which are controlled, directly or indirectly, by entities, companies or individuals in the PRC, derive substantial revenues or allocate substantial assets in the PRC and are listed on the Singapore Exchange). FTSE Russell determines eligible securities for the FTSE China Capped Index based on measures such as the company's place of incorporation, listing country, investor protection regulations present in the country of incorporation, tax domicile, location of headquarters/factors of production

and currency of denomination. As of May 31, 2021, the FTSE China Capped Index was comprised of 1,018 securities with capitalizations ranging from \$220 million to \$756.85 billion.

The Fund, using a “passive” or indexing investment approach, seeks investment results that closely correspond, before fees and expenses, to the performance of the FTSE China Capped Index. The investment manager seeks to achieve, over time, a correlation between the Fund’s performance, before fees and expenses, and that of the FTSE China Capped Index of 0.95 or better. A figure of 1.00 would indicate perfect correlation. The Fund may use either a replication strategy or representative sampling strategy. Under a replication strategy, the Fund will replicate the component securities of the FTSE China Capped Index as closely as possible (i.e., invest in all of the component securities in their respective weightings in the FTSE China Capped Index). However, it may not be possible or practicable to replicate the FTSE China Capped Index. In these circumstances, the Fund may use a representative sampling strategy whereby the Fund will invest in what it believes to be a representative sample of the component securities of the FTSE China Capped Index, but may not track the FTSE China Capped Index with the same degree of accuracy as would an investment vehicle replicating the entire FTSE China Capped Index. Under the representative sampling technique, the investment manager will select securities that collectively have an investment profile similar to that of the FTSE China Capped Index, including securities that resemble those included in the FTSE China Capped Index in terms of risk factors, performance attributes and other characteristics, such as market capitalization and industry weightings. The Fund invests in eligible China A-Shares listed and traded on the Shanghai stock exchange through the Shanghai – Hong Kong Stock Connect program and in eligible China A-Shares listed and traded on the Shenzhen stock exchange through the Shenzhen – Hong Kong Stock Connect program (both programs collectively referred to as “Stock Connect”). The Fund may also invest in China A-Shares acquired through any other means permitted by applicable law or regulation.

The Fund is a “non-diversified” fund, which means it generally invests a greater proportion of its assets in the securities of one or more issuers and invests overall in a smaller number of issuers than a diversified fund.

The Fund will concentrate its investments (i.e., hold 25% or more of its net assets) in a particular industry or group of industries to approximately the same extent that the FTSE China Capped Index is concentrated. As of May 31, 2021, the FTSE China Capped Index was concentrated in the consumer discretionary sector.

## Principal Risks

You could lose money by investing in the Fund. Exchange-traded fund (ETF) shares are not deposits or obligations of, or guaranteed or endorsed by, any bank,

and are not insured by the Federal Deposit Insurance Corporation, the Federal Reserve Board, or any other agency of the U.S. government. The Fund is subject to the principal risks noted below, any of which may adversely affect the Fund's net asset value (NAV), trading price, yield, total return and ability to meet its investment goal.

**Market** The market values of securities or other investments owned by the Fund will go up or down, sometimes rapidly or unpredictably. The market value of a security or other investment may be reduced by market activity or other results of supply and demand unrelated to the issuer. This is a basic risk associated with all investments. When there are more sellers than buyers, prices tend to fall. Likewise, when there are more buyers than sellers, prices tend to rise.

The current global outbreak of the novel strain of coronavirus, COVID-19, has resulted in market closures and dislocations, extreme volatility, liquidity constraints and increased trading costs. Efforts to contain the spread of COVID-19 have resulted in global travel restrictions and disruptions of healthcare systems, business operations and supply chains, layoffs, reduced consumer demand, defaults and credit ratings downgrades, and other significant economic impacts. The effects of COVID-19 have impacted global economic activity across many industries and may heighten other pre-existing political, social and economic risks, locally or globally. The full impact of the COVID-19 pandemic is unpredictable and may adversely affect the Fund's performance.

Stock prices tend to go up and down more dramatically than those of debt securities. A slower-growth or recessionary economic environment could have an adverse effect on the prices of the various stocks held by the Fund.

**Foreign Securities (non-U.S.)** Investing in foreign securities typically involves more risks than investing in U.S. securities, and includes risks associated with: (i) internal and external political and economic developments – e.g., the political, economic and social policies and structures of some foreign countries may be less stable and more volatile than those in the U.S. or some foreign countries may be subject to trading restrictions or economic sanctions; (ii) trading practices – e.g., government supervision and regulation of foreign securities and currency markets, trading systems and brokers may be less than in the U.S.; (iii) availability of information – e.g., foreign issuers may not be subject to the same disclosure, accounting and financial reporting standards and practices as U.S. issuers; (iv) limited markets – e.g., the securities of certain foreign issuers may be less liquid (harder to sell) and more volatile; and (v) currency exchange rate fluctuations and policies (e.g., fluctuations may negatively affect investments denominated in foreign currencies and any income received or expenses paid by the Fund in that foreign currency). The risks of foreign investments may be greater in developing or emerging market countries.

**Emerging Market Countries** The Fund's investments in emerging market issuers are subject to all of the risks of foreign investing generally, and have additional heightened risks due to a lack of established legal, political, business and social frameworks to support securities markets, including: delays in settling portfolio securities transactions; currency and capital controls; greater sensitivity to interest rate changes; pervasiveness of corruption and crime; currency exchange rate volatility; and inflation, deflation or currency devaluation.

**Geographic Focus** Because the Fund invests its assets primarily in companies in a specific country and region, the Fund is subject to greater risks of adverse developments in that country, region and/or the surrounding regions than a fund that is more broadly diversified geographically. Political, social or economic disruptions in the country or region, even in countries in which the Fund is not invested, may adversely affect the value of investments held by the Fund.

There are special risks associated with investments in China, including exposure to currency fluctuations, less liquidity, expropriation, confiscatory taxation, nationalization and exchange control regulations (including currency blockage). Inflation and rapid fluctuations in inflation and interest rates have had, and may continue to have, negative effects on the economy and securities markets of China. China is deemed by the investment manager to be an emerging markets country, which means an investment in this country has more heightened risks than general foreign investing due to a lack of established legal, political, business and social frameworks and accounting standards or auditor oversight in the country to support securities markets as well as the possibility for more widespread corruption and fraud. In addition, the standards for environmental, social and corporate governance matters in China also tend to be lower than such standards in more developed economies. Also, certain securities issued by companies located or operating in China, such as China A-Shares, are subject to trading restrictions, quota limitations, and clearing and settlement risks. In addition, there may be significant obstacles to obtaining information necessary for investigations into or litigation against companies located in or operating in China and shareholders may have limited legal remedies. The Fund is not actively managed and does not select investments based on investor protection considerations.

Trade disputes and the imposition of tariffs on goods and services can affect the Chinese economy, particularly in light of China's large export sector, as well as the global economy. Trade disputes can result in increased costs of production and reduced profitability for non-export-dependent companies that rely on imports to the extent China engages in retaliatory tariffs. Trade disputes may also lead to increased currency exchange rate volatility.

**Depository Receipts** Depository receipts are subject to many of the risks of the underlying securities. For some depository receipts, the custodian or similar financial institution that holds the issuer's shares in a trust account is located in the



issuer's home country. In these cases if the issuer's home country does not have developed financial markets, the Fund could be exposed to the credit risk of the custodian or financial institution and greater market risk. In addition, the depository institution may not have physical custody of the underlying securities at all times and may charge fees for various services. The Fund may experience delays in receiving its dividend and interest payments or exercising rights as a shareholder. There may be an increased possibility of untimely responses to certain corporate actions of the issuer in an unsponsored depository receipt program. Accordingly, there may be less information available regarding issuers of securities underlying unsponsored programs and there may not be a correlation between this information and the market value of the depository receipts.

**Calculation Methodology** FTSE Russell relies on various sources of information to assess the criteria of issuers included in the FTSE China Capped Index, including information that may be based on assumptions and estimates. Neither the Fund nor the investment manager can offer assurances that FTSE Russell's calculation methodology or sources of information will provide an accurate assessment of included issuers or that the included issuers will provide the Fund with the market exposure it seeks.

**Index-Related** There is no assurance that the FTSE China Capped Index will be determined, composed or calculated accurately. While FTSE Russell provides descriptions of what the FTSE China Capped Index is designed to achieve, FTSE Russell does not guarantee the quality, accuracy or completeness of data in respect of its indices, and does not guarantee that the FTSE China Capped Index will be in line with the described index methodology. Gains, losses or costs to the Fund caused by errors in the FTSE China Capped Index may therefore be borne by the Fund and its shareholders.

**Non-Correlation** There is no guarantee that the Fund will achieve a high degree of correlation to the FTSE China Capped Index and therefore achieve its investment goal. Market disruptions and regulatory restrictions could have an adverse effect on the Fund's ability to adjust its exposure to the required levels in order to track the FTSE China Capped Index. In addition, the Fund's NAV may deviate from the FTSE China Capped Index if the Fund fair values a portfolio security at a price other than the price used by the FTSE China Capped Index for that security. To the extent that the investment manager uses a representative sampling strategy, the Fund may not track the return of the FTSE China Capped Index as well as it would have if the Fund held all of the securities in the FTSE China Capped Index.

**Tracking Error** Tracking error is the divergence of the Fund's performance from that of the FTSE China Capped Index. Tracking error may occur because of differences between the securities held in the Fund's portfolio and those included in the FTSE China Capped Index, pricing differences (including differences between a

security's price at the local market close and the Fund's valuation of a security at the time of calculation of the Fund's NAV), transaction costs, the Fund's holding of cash, differences in timing of the accrual of dividends or interest, tax gains or losses, changes to the FTSE China Capped Index or the need to meet various new or existing regulatory requirements. This risk may be heightened during times of increased market volatility or other unusual market conditions. Tracking error also may result because the Fund incurs fees and expenses, while the FTSE China Capped Index does not.

**Market Trading** The Fund faces numerous market trading risks, including the potential lack of an active market for Fund shares, losses from trading in secondary markets, periods of high volatility and disruption in the creation/redemption process of the Fund. Any of these factors, among others, may lead to the Fund's shares trading at a premium or discount to NAV. Thus, you may pay more (or less) than NAV when you buy shares of the Fund in the secondary market, and you may receive less (or more) than NAV when you sell those shares in the secondary market. The investment manager cannot predict whether shares will trade above (premium), below (discount) or at NAV.

**Concentration** To the extent the Fund concentrates in a specific industry, a group of industries, sector or type of investment, the Fund will carry much greater risks of adverse developments and price movements in such industries, sectors or investments than a fund that invests in a wider variety of industries, sectors or investments. There is also the risk that the Fund will perform poorly during a slump in demand for securities of companies in such industries or sectors.

The Fund may focus in the consumer discretionary sector. Companies in the consumer discretionary sector could be affected by, among other things, overall economic conditions, interest rates, consumer confidence, and disposable income.

**Non-Diversification** Because the Fund is non-diversified, it may be more sensitive to economic, business, political or other changes affecting individual issuers or investments than a diversified fund, which may negatively impact the Fund's performance and result in greater fluctuation in the value of the Fund's shares.

**Mid Capitalization Companies** Securities issued by mid capitalization companies may be more volatile in price than those of larger companies, involve substantial risks and should be considered speculative. Such risks may include greater sensitivity to economic conditions, less certain growth prospects, lack of depth of management and funds for growth and development, and limited or less developed product lines and markets. In addition, mid capitalization companies may be particularly affected by interest rate increases, as they may find it more difficult to borrow money to continue or expand operations, or may have difficulty in repaying any loans.

**Passive Investment** Unlike many investment companies, the Fund is not actively managed and the investment manager does not attempt to take defensive positions under any market conditions, including declining markets. Therefore, the investment manager would not necessarily buy or sell a security unless that security is added or removed, respectively, from the FTSE China Capped Index, even if that security generally is underperforming.

**International Closed Market Trading** To the extent that the underlying securities held by the Fund trade on an exchange that is closed when the securities exchange on which the Fund shares list and trade is open, there may be market uncertainty about the stale security pricing (i.e., the last quote from its closed foreign market) resulting in premiums or discounts to NAV that may be greater than those experienced by other ETFs.

**Authorized Participant Concentration** Only an authorized participant (Authorized Participant) may engage in creation or redemption transactions directly with the Fund. The Fund has a limited number of institutions that act as Authorized Participants. To the extent that these institutions exit the business or are unable to proceed with creation and/or redemption orders with respect to the Fund and no other Authorized Participant is able to step forward to create or redeem Creation Units (as defined below), Fund shares may trade at a discount to NAV and possibly face trading halts and/or delisting. This risk may be more pronounced in volatile markets, potentially where there are significant redemptions in ETFs generally.

**Cash Transactions** Unlike certain ETFs, the Fund expects to generally effect its creations and redemptions partially for cash, rather than for in-kind securities. Therefore, it may be required to sell portfolio securities and subsequently recognize gains on such sales that the Fund might not have recognized if it were to distribute portfolio securities in-kind. As such, investments in Fund shares may be less tax-efficient than an investment in an ETF that distributes portfolio securities entirely in-kind.

**Small Fund** When the Fund's size is small, the Fund may experience low trading volume and wide bid/ask spreads. In addition, the Fund may face the risk of being delisted if the Fund does not meet certain conditions of the listing exchange.

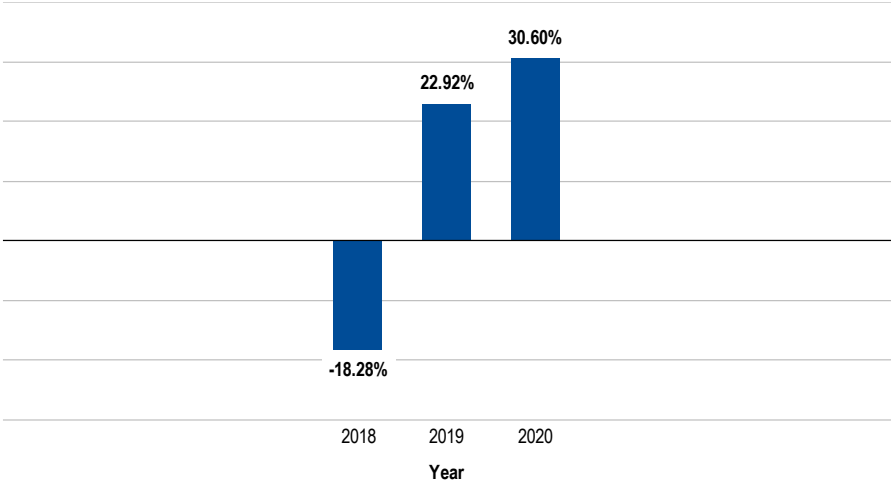
**Large Shareholder** Certain shareholders, including other funds or accounts advised by the investment manager or an affiliate of the investment manager, may from time to time own a substantial amount of the Fund's shares. In addition, a third-party investor, the investment manager or an affiliate of the investment manager, an authorized participant, a lead market maker, or another entity may invest in the Fund and hold its investment for a limited period of time solely to facilitate commencement of the Fund or to facilitate the Fund's achieving a specified size or scale. There can be no assurance that any large shareholder would not redeem its investment, that the size of the Fund would be maintained at

such levels or that the Fund would continue to meet applicable listing requirements. Redemptions by large shareholders could have a significant negative impact on the Fund. In addition, transactions by large shareholders may account for a large percentage of the trading volume on the listing exchange and may, therefore, have a material upward or downward effect on the market price of the shares.

## Performance

The following bar chart and table provide some indication of the risks of investing in the Fund. The bar chart shows changes in the Fund's performance from year to year. The table shows how the Fund's average annual returns for 1 year, 5 years, 10 years or since inception, as applicable, compared with those of the Fund's underlying index. The Fund's past performance (before and after taxes) is not necessarily an indication of how the Fund will perform in the future. You can obtain updated performance information at [franklintempleton.com](http://franklintempleton.com) or by calling (800) DIAL BEN/342-5236.

### Annual Total Returns



Best Quarter:	Q1' 2019	17.12%
Worst Quarter:	Q4' 2018	-10.34%

As of June 30, 2021, the Fund's year-to-date return was 1.49%.

**Average Annual Total Returns**

For periods ended December 31, 2020

	1 Year	Since Inception
<b>Franklin FTSE China ETF</b>		
Return before taxes	30.60%	9.78% <sup>1</sup>
Return after taxes on distributions	30.27%	9.17% <sup>1</sup>
Return after taxes on distributions and sale of Fund shares	18.27%	7.34% <sup>1</sup>
FTSE China Capped Index (index reflects no deduction for fees, expenses or taxes)	31.17%	10.06% <sup>1</sup>

<sup>1</sup> Since inception November 2, 2017.

The after-tax returns are calculated using the historical highest individual federal marginal income tax rates and do not reflect the impact of state and local taxes. Actual after-tax returns depend on an investor's tax situation and may differ from those shown. After-tax returns are not relevant to investors who hold their Fund shares through tax-deferred arrangements, such as 401(k) plans or individual retirement accounts.

## Investment Manager

Franklin Advisory Services, LLC (Advisory Services)

## Portfolio Managers

**Dina Ting, CFA**

Senior Vice President of Advisory Services and portfolio manager of the Fund since inception (2017).

**Hailey Harris**

Vice President of Advisory Services and portfolio manager of the Fund since 2019.

## Purchase and Sale of Fund Shares

The Fund is an ETF. Fund shares may only be purchased and sold on a national securities exchange through a broker-dealer. The price of Fund shares is based on market price, and because ETF shares trade at market prices rather than NAV, shares may trade at a price greater than NAV (a premium) or less than NAV (a discount). The Fund issues or redeems shares that have been aggregated into blocks of 200,000 shares or multiples thereof (Creation Units) to Authorized Participants who have entered into agreements with the Fund's distributor, Franklin Distributors, LLC. The Fund will generally issue or redeem Creation Units in exchange for a basket of securities (and an amount of cash) that the Fund specifies each day.

An investor may incur costs attributable to the difference between the highest price a buyer is willing to pay to purchase shares of the Fund (bid) and the lowest price a seller is willing to accept for shares of the Fund (ask) when buying or selling shares

in the secondary market (the "bid-ask spread"). Recent information, including information on the Fund's NAV, market price, premiums and discounts, and bid-ask spreads is available on the Fund's website at <https://www.franklintempleton.com/investor/investments-and-solutions/investment-options/etfs/>.

## Taxes

The Fund's distributions are generally taxable to you as ordinary income, capital gains, or some combination of both, unless you are investing through a tax-deferred arrangement, such as a 401(k) plan or an individual retirement account, in which case your distributions would generally be taxed when withdrawn from the tax-deferred account.

## Payments to Broker-Dealers and Other Financial Intermediaries

If you purchase shares of the Fund through a broker-dealer or other financial intermediary (such as a bank), the investment manager or other related companies may pay the intermediary for certain Fund-related activities, including those that are designed to make the intermediary more knowledgeable about exchange traded products, such as the Fund, as well as for marketing, education or other initiatives related to the sale or promotion of Fund shares. These payments may create a conflict of interest by influencing the broker-dealer or other intermediary and your salesperson to recommend the Fund over another investment. Ask your salesperson or visit your financial intermediary's website for more information.

FLFR

## Franklin FTSE France ETF

### Investment Goal

To seek to provide investment results that closely correspond, before fees and expenses, to the performance of the FTSE France RIC Capped Index (the FTSE France Capped Index).

### Fees and Expenses of the Fund

The following table describes the fees and expenses that you will incur if you buy, hold and sell shares of the Fund. You may also incur other fees, such as usual and customary brokerage commissions and other fees to financial intermediaries, which are not reflected in the table and the Example that follows.

#### Annual Fund Operating Expenses

(expenses that you pay each year as a percentage of the value of your investment)

Management fees	0.09%
Distribution and/or service (12b-1) fees	None
Other expenses	None
<b>Total annual Fund operating expenses</b>	<b>0.09%</b>

### Example

This Example is intended to help you compare the cost of investing in the Fund with the cost of investing in other funds. The Example assumes that you invest \$10,000 in the Fund for the time periods indicated and then sell all of your shares at the end of the period. The Example also assumes that your investment has a 5% return each year and that the Fund's operating expenses remain the same. Although your actual costs may be higher or lower, based on these assumptions your costs would be:

	1 Year	3 Years	5 Years	10 Years
	\$9	\$29	\$51	\$115

### Portfolio Turnover

The Fund pays transaction costs, such as commissions, when it buys and sells securities (or "turns over" its portfolio). A higher portfolio turnover rate may indicate higher transaction costs and may result in higher taxes when Fund shares are held

in a taxable account. These costs, which are not reflected in annual Fund operating expenses or in the Example, affect the Fund's performance. During the most recent fiscal year, the Fund's portfolio turnover rate was 4.56% of the average value of its portfolio.

## Principal Investment Strategies

Under normal market conditions, the Fund invests at least 80% of its assets in the component securities of the FTSE France Capped Index and in depositary receipts representing such securities. The FTSE France Capped Index is a free float-adjusted market capitalization weighted index maintained and calculated by FTSE Russell with a capping methodology applied quarterly to issuer weights so that no single issuer of a component exceeds 25% of the FTSE France Capped Index weight, and all issuers with weights above 5% do not cumulatively exceed 50% of the FTSE France Capped Index's weight. The FTSE France Capped Index is based on the FTSE France Index and is designed to measure the performance of French large- and mid-capitalization stocks. FTSE Russell determines eligible securities for the FTSE France Capped Index based on measures such as the company's place of incorporation, listing country, investor protection regulations present in the country of incorporation, tax domicile, location of headquarters/factors of production and currency of denomination. As of May 31, 2021, the FTSE France Capped Index was comprised of 83 securities with capitalizations ranging from \$2.75 billion to \$401.69 billion.

The Fund, using a "passive" or indexing investment approach, seeks investment results that closely correspond, before fees and expenses, to the performance of the FTSE France Capped Index. The investment manager seeks to achieve, over time, a correlation between the Fund's performance, before fees and expenses, and that of the FTSE France Capped Index of 0.95 or better. A figure of 1.00 would indicate perfect correlation. The Fund may use either a replication strategy or representative sampling strategy. Under a replication strategy, the Fund will replicate the component securities of the FTSE France Capped Index as closely as possible (i.e., invest in all of the component securities in their respective weightings in the FTSE France Capped Index). However, under various circumstances, it may not be possible or practicable to replicate the FTSE France Capped Index. In these circumstances, the Fund may use a "representative sampling" strategy whereby the Fund would invest in what it believes to be a representative sample of the component securities of the FTSE France Capped Index, but may not track the FTSE France Capped Index with the same degree of accuracy as would an investment vehicle replicating the entire FTSE France Capped Index. Under the representative sampling technique, the investment manager will select securities that collectively have an investment profile similar to that of the FTSE France Capped Index, including securities that resemble those included in the FTSE



France Capped Index in terms of risk factors, performance attributes and other characteristics, such as market capitalization and industry weightings.

The Fund is a "non-diversified" fund, which means it generally invests a greater proportion of its assets in the securities of one or more issuers and invests overall in a smaller number of issuers than a diversified fund.

The Fund will concentrate its investments (i.e., hold 25% or more of its net assets) in a particular industry or group of industries to approximately the same extent that the FTSE France Capped Index is concentrated.

## Principal Risks

You could lose money by investing in the Fund. Exchange-traded fund (ETF) shares are not deposits or obligations of, or guaranteed or endorsed by, any bank, and are not insured by the Federal Deposit Insurance Corporation, the Federal Reserve Board, or any other agency of the U.S. government. The Fund is subject to the principal risks noted below, any of which may adversely affect the Fund's net asset value (NAV), trading price, yield, total return and ability to meet its investment goal.

**Market** The market values of securities or other investments owned by the Fund will go up or down, sometimes rapidly or unpredictably. The market value of a security or other investment may be reduced by market activity or other results of supply and demand unrelated to the issuer. This is a basic risk associated with all investments. When there are more sellers than buyers, prices tend to fall. Likewise, when there are more buyers than sellers, prices tend to rise.

The current global outbreak of the novel strain of coronavirus, COVID-19, has resulted in market closures and dislocations, extreme volatility, liquidity constraints and increased trading costs. Efforts to contain the spread of COVID-19 have resulted in global travel restrictions and disruptions of healthcare systems, business operations and supply chains, layoffs, reduced consumer demand, defaults and credit ratings downgrades, and other significant economic impacts. The effects of COVID-19 have impacted global economic activity across many industries and may heighten other pre-existing political, social and economic risks, locally or globally. The full impact of the COVID-19 pandemic is unpredictable and may adversely affect the Fund's performance.

Stock prices tend to go up and down more dramatically than those of debt securities. A slower-growth or recessionary economic environment could have an adverse effect on the prices of the various stocks held by the Fund.

**Foreign Securities (non-U.S.)** Investing in foreign securities typically involves more risks than investing in U.S. securities, and includes risks associated with: (i) internal and external political and economic developments – e.g., the political, economic and social policies and structures of some foreign countries may be less

stable and more volatile than those in the U.S. or some foreign countries may be subject to trading restrictions or economic sanctions; (ii) trading practices – e.g., government supervision and regulation of foreign securities and currency markets, trading systems and brokers may be less than in the U.S.; (iii) availability of information – e.g., foreign issuers may not be subject to the same disclosure, accounting and financial reporting standards and practices as U.S. issuers; (iv) limited markets – e.g., the securities of certain foreign issuers may be less liquid (harder to sell) and more volatile; and (v) currency exchange rate fluctuations and policies (e.g., fluctuations may negatively affect investments denominated in foreign currencies and any income received or expenses paid by the Fund in that foreign currency).

**Geographic Focus** Because the Fund invests its assets primarily in companies in a specific country and region, the Fund is subject to greater risks of adverse developments in that country, region and/or the surrounding regions than a fund that is more broadly diversified geographically. Political, social or economic disruptions in the country or region, even in countries in which the Fund is not invested, may adversely affect the value of investments held by the Fund. Current uncertainty concerning the economic consequences of the January 31, 2020 departure of the United Kingdom from the European Union (EU) may increase market volatility.

The Fund's investment in French issuers subjects the Fund to legal, regulatory, political, currency, security, and economic risks specific to France. Recently, concerns have emerged with respect to the economic outlook for certain EU countries, including France. As a result, the French economy has experienced significant volatility and adverse trends due to concerns about a prolonged economic downturn and rising government debt levels. The French economy is dependent on agricultural exports, and as a result, is susceptible to fluctuations in demand for agricultural products.

**Depository Receipts** Depository receipts are subject to many of the risks of the underlying securities. For some depository receipts, the custodian or similar financial institution that holds the issuer's shares in a trust account is located in the issuer's home country. In these cases if the issuer's home country does not have developed financial markets, the Fund could be exposed to the credit risk of the custodian or financial institution and greater market risk. In addition, the depository institution may not have physical custody of the underlying securities at all times and may charge fees for various services. The Fund may experience delays in receiving its dividend and interest payments or exercising rights as a shareholder. There may be an increased possibility of untimely responses to certain corporate actions of the issuer in an unsponsored depository receipt program. Accordingly, there may be less information available regarding issuers of securities underlying

unsponsored programs and there may not be a correlation between this information and the market value of the depositary receipts.

**Calculation Methodology** FTSE Russell relies on various sources of information to assess the criteria of issuers included in the FTSE France Capped Index, including information that may be based on assumptions and estimates. Neither the Fund nor the investment manager can offer assurances that FTSE Russell's calculation methodology or sources of information will provide an accurate assessment of included issuers or that the included issuers will provide the Fund with the market exposure it seeks.

**Index-Related** There is no assurance that the FTSE France Capped Index will be determined, composed or calculated accurately. While FTSE Russell provides descriptions of what the FTSE France Capped Index is designed to achieve, FTSE Russell does not guarantee the quality, accuracy or completeness of data in respect of its indices, and does not guarantee that the FTSE France Capped Index will be in line with the described index methodology. Gains, losses or costs to the Fund caused by errors in the FTSE France Capped Index may therefore be borne by the Fund and its shareholders.

**Non-Correlation** There is no guarantee that the Fund will achieve a high degree of correlation to the FTSE France Capped Index and therefore achieve its investment goal. Market disruptions and regulatory restrictions could have an adverse effect on the Fund's ability to adjust its exposure to the required levels in order to track the FTSE France Capped Index. In addition, the Fund's NAV may deviate from the FTSE France Capped Index if the Fund fair values a portfolio security at a price other than the price used by the FTSE France Capped Index for that security. To the extent that the investment manager uses a representative sampling strategy, the Fund may not track the return of the FTSE France Capped Index as well as it would have if the Fund held all of the securities in the FTSE France Capped Index.

**Tracking Error** Tracking error is the divergence of the Fund's performance from that of the FTSE France Capped Index. Tracking error may occur because of differences between the securities held in the Fund's portfolio and those included in the FTSE France Capped Index, pricing differences (including differences between a security's price at the local market close and the Fund's valuation of a security at the time of calculation of the Fund's NAV), transaction costs, the Fund's holding of cash, differences in timing of the accrual of dividends or interest, tax gains or losses, changes to the FTSE France Capped Index or the need to meet various new or existing regulatory requirements. This risk may be heightened during times of increased market volatility or other unusual market conditions. Tracking error also may result because the Fund incurs fees and expenses, while the FTSE France Capped Index does not.

**Market Trading** The Fund faces numerous market trading risks, including the potential lack of an active market for Fund shares, losses from trading in secondary markets, periods of high volatility and disruption in the creation/redemption process of the Fund. Any of these factors, among others, may lead to the Fund's shares trading at a premium or discount to NAV. Thus, you may pay more (or less) than NAV when you buy shares of the Fund in the secondary market, and you may receive less (or more) than NAV when you sell those shares in the secondary market. The investment manager cannot predict whether shares will trade above (premium), below (discount) or at NAV.

**Concentration** To the extent the Fund concentrates in a specific industry, a group of industries, sector or type of investment, the Fund will carry much greater risks of adverse developments and price movements in such industries, sectors or investments than a fund that invests in a wider variety of industries, sectors or investments. There is also the risk that the Fund will perform poorly during a slump in demand for securities of companies in such industries or sectors.

**Non-Diversification** Because the Fund is non-diversified, it may be more sensitive to economic, business, political or other changes affecting individual issuers or investments than a diversified fund, which may negatively impact the Fund's performance and result in greater fluctuation in the value of the Fund's shares.

**Mid Capitalization Companies** Securities issued by mid capitalization companies may be more volatile in price than those of larger companies, involve substantial risks and should be considered speculative. Such risks may include greater sensitivity to economic conditions, less certain growth prospects, lack of depth of management and funds for growth and development, and limited or less developed product lines and markets. In addition, mid capitalization companies may be particularly affected by interest rate increases, as they may find it more difficult to borrow money to continue or expand operations, or may have difficulty in repaying any loans.

**Passive Investment** Unlike many investment companies, the Fund is not actively managed and the investment manager does not attempt to take defensive positions under any market conditions, including declining markets. Therefore, the investment manager would not necessarily buy or sell a security unless that security is added or removed, respectively, from the FTSE France Capped Index, even if that security generally is underperforming.

**International Closed Market Trading** To the extent that the underlying securities held by the Fund trade on an exchange that is closed when the securities exchange on which the Fund shares list and trade is open, there may be market uncertainty about the stale security pricing (i.e., the last quote from its closed foreign market) resulting in premiums or discounts to NAV that may be greater than those experienced by other ETFs.

**Authorized Participant Concentration** Only an authorized participant (Authorized Participant) may engage in creation or redemption transactions directly with the Fund. The Fund has a limited number of institutions that act as Authorized Participants. To the extent that these institutions exit the business or are unable to proceed with creation and/or redemption orders with respect to the Fund and no other Authorized Participant is able to step forward to create or redeem Creation Units (as defined below), Fund shares may trade at a discount to NAV and possibly face trading halts and/or delisting. This risk may be more pronounced in volatile markets, potentially where there are significant redemptions in ETFs generally.

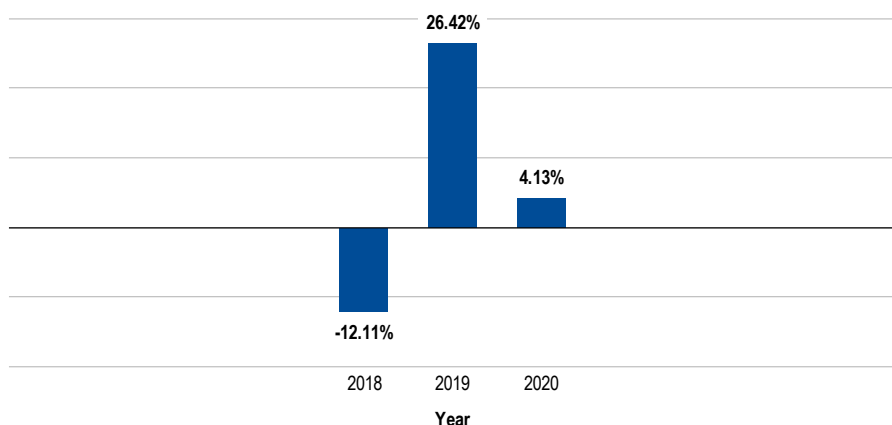
**Small Fund** When the Fund's size is small, the Fund may experience low trading volume and wide bid/ask spreads. In addition, the Fund may face the risk of being delisted if the Fund does not meet certain conditions of the listing exchange.

**Large Shareholder** Certain shareholders, including other funds or accounts advised by the investment manager or an affiliate of the investment manager, may from time to time own a substantial amount of the Fund's shares. In addition, a third-party investor, the investment manager or an affiliate of the investment manager, an authorized participant, a lead market maker, or another entity may invest in the Fund and hold its investment for a limited period of time solely to facilitate commencement of the Fund or to facilitate the Fund's achieving a specified size or scale. There can be no assurance that any large shareholder would not redeem its investment, that the size of the Fund would be maintained at such levels or that the Fund would continue to meet applicable listing requirements. Redemptions by large shareholders could have a significant negative impact on the Fund. In addition, transactions by large shareholders may account for a large percentage of the trading volume on the listing exchange and may, therefore, have a material upward or downward effect on the market price of the shares.

## Performance

The following bar chart and table provide some indication of the risks of investing in the Fund. The bar chart shows changes in the Fund's performance from year to year. The table shows how the Fund's average annual returns for 1 year, 5 years, 10 years or since inception, as applicable, compared with those of the Fund's underlying index. The Fund's past performance (before and after taxes) is not necessarily an indication of how the Fund will perform in the future. You can obtain updated performance information at [franklintempleton.com](http://franklintempleton.com) or by calling (800) DIAL BEN/342-5236.

## Annual Total Returns



Best Quarter:	Q4' 2020	19.44%
Worst Quarter:	Q1' 2020	-27.35%

As of June 30, 2021, the Fund's year-to-date return was 13.84%.

## Average Annual Total Returns

For periods ended December 31, 2020

	1 Year	Since Inception
<b>Franklin FTSE France ETF</b>		
Return before taxes	4.13%	4.66% <sup>1</sup>
Return after taxes on distributions	3.72%	3.92% <sup>1</sup>
Return after taxes on distributions and sale of Fund shares	2.67%	3.34% <sup>1</sup>
FTSE France Capped Index (index reflects no deduction for fees, expenses or taxes)	3.89%	4.34% <sup>1</sup>

<sup>1</sup> Since inception November 2, 2017.

The after-tax returns are calculated using the historical highest individual federal marginal income tax rates and do not reflect the impact of state and local taxes. Actual after-tax returns depend on an investor's tax situation and may differ from those shown. After-tax returns are not relevant to investors who hold their Fund shares through tax-deferred arrangements, such as 401(k) plans or individual retirement accounts.

## Investment Manager

Franklin Advisory Services, LLC (Advisory Services)

## Portfolio Managers

### **Dina Ting, CFA**

Senior Vice President of Advisory Services and portfolio manager of the Fund since inception (2017).

### **Hailey Harris**

Vice President of Advisory Services and portfolio manager of the Fund since 2019.

## Purchase and Sale of Fund Shares

The Fund is an ETF. Fund shares may only be purchased and sold on a national securities exchange through a broker-dealer. The price of Fund shares is based on market price, and because ETF shares trade at market prices rather than NAV, shares may trade at a price greater than NAV (a premium) or less than NAV (a discount). The Fund issues or redeems shares that have been aggregated into blocks of 50,000 shares or multiples thereof (Creation Units) to Authorized Participants who have entered into agreements with the Fund's distributor, Franklin Distributors, LLC. The Fund will generally issue or redeem Creation Units in exchange for a basket of securities (and an amount of cash) that the Fund specifies each day.

An investor may incur costs attributable to the difference between the highest price a buyer is willing to pay to purchase shares of the Fund (bid) and the lowest price a seller is willing to accept for shares of the Fund (ask) when buying or selling shares in the secondary market (the "bid-ask spread"). Recent information, including information on the Fund's NAV, market price, premiums and discounts, and bid-ask spreads is available on the Fund's website at <https://www.franklintempleton.com/investor/investments-and-solutions/investment-options/etfs/>.

## Taxes

The Fund's distributions are generally taxable to you as ordinary income, capital gains, or some combination of both, unless you are investing through a tax-deferred arrangement, such as a 401(k) plan or an individual retirement account, in which case your distributions would generally be taxed when withdrawn from the tax-deferred account.

## Payments to Broker-Dealers and Other Financial Intermediaries

If you purchase shares of the Fund through a broker-dealer or other financial intermediary (such as a bank), the investment manager or other related companies may pay the intermediary for certain Fund-related activities, including those that are designed to make the intermediary more knowledgeable about exchange traded products, such as the Fund, as well as for marketing, education or other initiatives

related to the sale or promotion of Fund shares. These payments may create a conflict of interest by influencing the broker-dealer or other intermediary and your salesperson to recommend the Fund over another investment. Ask your salesperson or visit your financial intermediary's website for more information.



FLGR

# Franklin FTSE Germany ETF

## Investment Goal

To seek to provide investment results that closely correspond, before fees and expenses, to the performance of the FTSE Germany RIC Capped Index (the FTSE Germany Capped Index).

## Fees and Expenses of the Fund

The following table describes the fees and expenses that you will incur if you buy, hold and sell shares of the Fund. You may also incur other fees, such as usual and customary brokerage commissions and other fees to financial intermediaries, which are not reflected in the table and the Example that follows.

### Annual Fund Operating Expenses

(expenses that you pay each year as a percentage of the value of your investment)

Management fees	0.09%
Distribution and/or service (12b-1) fees	None
Other expenses	None
<b>Total annual Fund operating expenses</b>	<b>0.09%</b>

## Example

This Example is intended to help you compare the cost of investing in the Fund with the cost of investing in other funds. The Example assumes that you invest \$10,000 in the Fund for the time periods indicated and then sell all of your shares at the end of the period. The Example also assumes that your investment has a 5% return each year and that the Fund's operating expenses remain the same. Although your actual costs may be higher or lower, based on these assumptions your costs would be:

	1 Year	3 Years	5 Years	10 Years
	\$9	\$29	\$51	\$115

## Portfolio Turnover

The Fund pays transaction costs, such as commissions, when it buys and sells securities (or "turns over" its portfolio). A higher portfolio turnover rate may indicate higher transaction costs and may result in higher taxes when Fund shares are held

in a taxable account. These costs, which are not reflected in annual Fund operating expenses or in the Example, affect the Fund's performance. During the most recent fiscal year, the Fund's portfolio turnover rate was 5.79% of the average value of its portfolio.

## Principal Investment Strategies

Under normal market conditions, the Fund invests at least 80% of its assets in the component securities of the FTSE Germany Capped Index and in depositary receipts representing such securities. The FTSE Germany Capped Index is a free float-adjusted market capitalization weighted index maintained and calculated by FTSE Russell with a capping methodology applied quarterly to issuer weights so that no single issuer of a component exceeds 25% of the FTSE Germany Capped Index weight, and all issuers with weights above 5% do not cumulatively exceed 50% of the FTSE Germany Capped Index's weight. The FTSE Germany Capped Index is based on the FTSE Germany Index and is designed to measure the performance of German large- and mid-capitalization stocks. FTSE Russell determines eligible securities for the FTSE Germany Capped Index based on measures such as the company's place of incorporation, listing country, investor protection regulations present in the country of incorporation, tax domicile, location of headquarters/factors of production and currency of denomination. As of May 31, 2021, the FTSE Germany Capped Index was comprised of 81 securities with capitalizations ranging from \$4.48 billion to \$178.72 billion.

The Fund, using a "passive" or indexing investment approach, seeks investment results that closely correspond, before fees and expenses, to the performance of the FTSE Germany Capped Index. The investment manager seeks to achieve, over time, a correlation between the Fund's performance, before fees and expenses, and that of the FTSE Germany Capped Index of 0.95 or better. A figure of 1.00 would indicate perfect correlation. The Fund may use either a replication strategy or representative sampling strategy. Under a replication strategy, the Fund will replicate the component securities of the FTSE Germany Capped Index as closely as possible (i.e., invest in all of the component securities in their respective weightings in the FTSE Germany Capped Index). However, under various circumstances, it may not be possible or practicable to replicate the FTSE Germany Capped Index. In these circumstances, the Fund may use a "representative sampling" strategy whereby the Fund would invest in what it believes to be a representative sample of the component securities of the FTSE Germany Capped Index, but may not track the FTSE Germany Capped Index with the same degree of accuracy as would an investment vehicle replicating the entire FTSE Germany Capped Index. Under the representative sampling technique, the investment manager will select securities that collectively have an investment profile similar to that of the FTSE Germany Capped Index, including securities that resemble those included in the FTSE Germany Capped Index in terms of risk factors, performance

attributes and other characteristics, such as market capitalization and industry weightings.

The Fund is a "non-diversified" fund, which means it generally invests a greater proportion of its assets in the securities of one or more issuers and invests overall in a smaller number of issuers than a diversified fund.

The Fund will concentrate its investments (i.e., hold 25% or more of its net assets) in a particular industry or group of industries to approximately the same extent that the FTSE Germany Capped Index is concentrated.

## Principal Risks

You could lose money by investing in the Fund. Exchange-traded fund (ETF) shares are not deposits or obligations of, or guaranteed or endorsed by, any bank, and are not insured by the Federal Deposit Insurance Corporation, the Federal Reserve Board, or any other agency of the U.S. government. The Fund is subject to the principal risks noted below, any of which may adversely affect the Fund's net asset value (NAV), trading price, yield, total return and ability to meet its investment goal.

**Market** The market values of securities or other investments owned by the Fund will go up or down, sometimes rapidly or unpredictably. The market value of a security or other investment may be reduced by market activity or other results of supply and demand unrelated to the issuer. This is a basic risk associated with all investments. When there are more sellers than buyers, prices tend to fall. Likewise, when there are more buyers than sellers, prices tend to rise.

The current global outbreak of the novel strain of coronavirus, COVID-19, has resulted in market closures and dislocations, extreme volatility, liquidity constraints and increased trading costs. Efforts to contain the spread of COVID-19 have resulted in global travel restrictions and disruptions of healthcare systems, business operations and supply chains, layoffs, reduced consumer demand, defaults and credit ratings downgrades, and other significant economic impacts. The effects of COVID-19 have impacted global economic activity across many industries and may heighten other pre-existing political, social and economic risks, locally or globally. The full impact of the COVID-19 pandemic is unpredictable and may adversely affect the Fund's performance.

Stock prices tend to go up and down more dramatically than those of debt securities. A slower-growth or recessionary economic environment could have an adverse effect on the prices of the various stocks held by the Fund.

**Foreign Securities (non-U.S.)** Investing in foreign securities typically involves more risks than investing in U.S. securities, and includes risks associated with: (i) internal and external political and economic developments – e.g., the political, economic and social policies and structures of some foreign countries may be less

stable and more volatile than those in the U.S. or some foreign countries may be subject to trading restrictions or economic sanctions; (ii) trading practices – e.g., government supervision and regulation of foreign securities and currency markets, trading systems and brokers may be less than in the U.S.; (iii) availability of information – e.g., foreign issuers may not be subject to the same disclosure, accounting and financial reporting standards and practices as U.S. issuers; (iv) limited markets – e.g., the securities of certain foreign issuers may be less liquid (harder to sell) and more volatile; and (v) currency exchange rate fluctuations and policies (e.g., fluctuations may negatively affect investments denominated in foreign currencies and any income received or expenses paid by the Fund in that foreign currency).

**Geographic Focus** Because the Fund invests its assets primarily in companies in a specific country and region, the Fund is subject to greater risks of adverse developments in that country, region and/or the surrounding regions than a fund that is more broadly diversified geographically. Political, social or economic disruptions in the country or region, even in countries in which the Fund is not invested, may adversely affect the value of investments held by the Fund. Current uncertainty concerning the economic consequences of the January 31, 2020 departure of the United Kingdom from the European Union (EU) may increase market volatility.

Recently, concerns have emerged in relation to the economic health of the EU, which have led to downward pressure on the earnings of certain financial institutions, including German financial services companies. Germany has an export dependent economy and therefore relies heavily on trade with key trading partners, including the Netherlands, China, the United States, France, Italy and other European countries. Germany is dependent on the economies of these other countries, and any change in the price or demand for German exports or uncertainties in international trade policy may have an adverse impact on its economy.

**Depository Receipts** Depository receipts are subject to many of the risks of the underlying securities. For some depository receipts, the custodian or similar financial institution that holds the issuer's shares in a trust account is located in the issuer's home country. In these cases if the issuer's home country does not have developed financial markets, the Fund could be exposed to the credit risk of the custodian or financial institution and greater market risk. In addition, the depository institution may not have physical custody of the underlying securities at all times and may charge fees for various services. The Fund may experience delays in receiving its dividend and interest payments or exercising rights as a shareholder. There may be an increased possibility of untimely responses to certain corporate actions of the issuer in an unsponsored depository receipt program. Accordingly, there may be less information available regarding issuers of securities underlying

unsponsored programs and there may not be a correlation between this information and the market value of the depositary receipts.

**Calculation Methodology** FTSE Russell relies on various sources of information to assess the criteria of issuers included in the FTSE Germany Capped Index, including information that may be based on assumptions and estimates. Neither the Fund nor the investment manager can offer assurances that FTSE Russell's calculation methodology or sources of information will provide an accurate assessment of included issuers or that the included issuers will provide the Fund with the market exposure it seeks.

**Index-Related** There is no assurance that the FTSE Germany Capped Index will be determined, composed or calculated accurately. While FTSE Russell provides descriptions of what the FTSE Germany Capped Index is designed to achieve, FTSE Russell does not guarantee the quality, accuracy or completeness of data in respect of its indices, and does not guarantee that the FTSE Germany Capped Index will be in line with the described index methodology. Gains, losses or costs to the Fund caused by errors in the FTSE Germany Capped Index may therefore be borne by the Fund and its shareholders.

**Non-Correlation** There is no guarantee that the Fund will achieve a high degree of correlation to the FTSE Germany Capped Index and therefore achieve its investment goal. Market disruptions and regulatory restrictions could have an adverse effect on the Fund's ability to adjust its exposure to the required levels in order to track the FTSE Germany Capped Index. In addition, the Fund's NAV may deviate from the FTSE Germany Capped Index if the Fund fair values a portfolio security at a price other than the price used by the FTSE Germany Capped Index for that security. To the extent that the investment manager uses a representative sampling strategy, the Fund may not track the return of the FTSE Germany Capped Index as well as it would have if the Fund held all of the securities in the FTSE Germany Capped Index.

**Tracking Error** Tracking error is the divergence of the Fund's performance from that of the FTSE Germany Capped Index. Tracking error may occur because of differences between the securities held in the Fund's portfolio and those included in the FTSE Germany Capped Index, pricing differences (including differences between a security's price at the local market close and the Fund's valuation of a security at the time of calculation of the Fund's NAV), transaction costs, the Fund's holding of cash, differences in timing of the accrual of dividends or interest, tax gains or losses, changes to the FTSE Germany Capped Index or the need to meet various new or existing regulatory requirements. This risk may be heightened during times of increased market volatility or other unusual market conditions. Tracking error also may result because the Fund incurs fees and expenses, while the FTSE Germany Capped Index does not.

**Market Trading** The Fund faces numerous market trading risks, including the potential lack of an active market for Fund shares, losses from trading in secondary markets, periods of high volatility and disruption in the creation/redemption process of the Fund. Any of these factors, among others, may lead to the Fund's shares trading at a premium or discount to NAV. Thus, you may pay more (or less) than NAV when you buy shares of the Fund in the secondary market, and you may receive less (or more) than NAV when you sell those shares in the secondary market. The investment manager cannot predict whether shares will trade above (premium), below (discount) or at NAV.

**Concentration** To the extent the Fund concentrates in a specific industry, a group of industries, sector or type of investment, the Fund will carry much greater risks of adverse developments and price movements in such industries, sectors or investments than a fund that invests in a wider variety of industries, sectors or investments. There is also the risk that the Fund will perform poorly during a slump in demand for securities of companies in such industries or sectors.

**Non-Diversification** Because the Fund is non-diversified, it may be more sensitive to economic, business, political or other changes affecting individual issuers or investments than a diversified fund, which may negatively impact the Fund's performance and result in greater fluctuation in the value of the Fund's shares.

**Mid Capitalization Companies** Securities issued by mid capitalization companies may be more volatile in price than those of larger companies, involve substantial risks and should be considered speculative. Such risks may include greater sensitivity to economic conditions, less certain growth prospects, lack of depth of management and funds for growth and development, and limited or less developed product lines and markets. In addition, mid capitalization companies may be particularly affected by interest rate increases, as they may find it more difficult to borrow money to continue or expand operations, or may have difficulty in repaying any loans.

**Passive Investment** Unlike many investment companies, the Fund is not actively managed and the investment manager does not attempt to take defensive positions under any market conditions, including declining markets. Therefore, the investment manager would not necessarily buy or sell a security unless that security is added or removed, respectively, from the FTSE Germany Capped Index, even if that security generally is underperforming.

**International Closed Market Trading** To the extent that the underlying securities held by the Fund trade on an exchange that is closed when the securities exchange on which the Fund shares list and trade is open, there may be market uncertainty about the stale security pricing (i.e., the last quote from its closed foreign market) resulting in premiums or discounts to NAV that may be greater than those experienced by other ETFs.

**Authorized Participant Concentration** Only an authorized participant (Authorized Participant) may engage in creation or redemption transactions directly with the Fund. The Fund has a limited number of institutions that act as Authorized Participants. To the extent that these institutions exit the business or are unable to proceed with creation and/or redemption orders with respect to the Fund and no other Authorized Participant is able to step forward to create or redeem Creation Units (as defined below), Fund shares may trade at a discount to NAV and possibly face trading halts and/or delisting. This risk may be more pronounced in volatile markets, potentially where there are significant redemptions in ETFs generally.

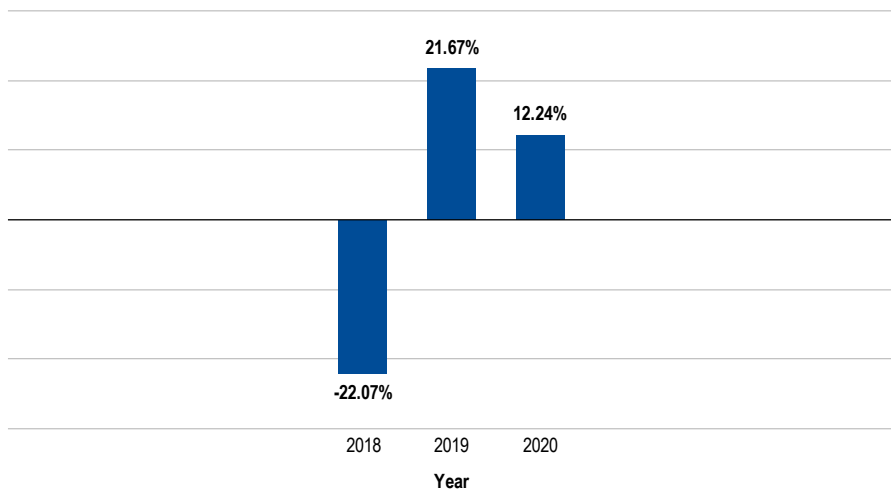
**Small Fund** When the Fund's size is small, the Fund may experience low trading volume and wide bid/ask spreads. In addition, the Fund may face the risk of being delisted if the Fund does not meet certain conditions of the listing exchange.

**Large Shareholder** Certain shareholders, including other funds or accounts advised by the investment manager or an affiliate of the investment manager, may from time to time own a substantial amount of the Fund's shares. In addition, a third-party investor, the investment manager or an affiliate of the investment manager, an authorized participant, a lead market maker, or another entity may invest in the Fund and hold its investment for a limited period of time solely to facilitate commencement of the Fund or to facilitate the Fund's achieving a specified size or scale. There can be no assurance that any large shareholder would not redeem its investment, that the size of the Fund would be maintained at such levels or that the Fund would continue to meet applicable listing requirements. Redemptions by large shareholders could have a significant negative impact on the Fund. In addition, transactions by large shareholders may account for a large percentage of the trading volume on the listing exchange and may, therefore, have a material upward or downward effect on the market price of the shares.

## Performance

The following bar chart and table provide some indication of the risks of investing in the Fund. The bar chart shows changes in the Fund's performance from year to year. The table shows how the Fund's average annual returns for 1 year, 5 years, 10 years or since inception, as applicable, compared with those of the Fund's underlying index. The Fund's past performance (before and after taxes) is not necessarily an indication of how the Fund will perform in the future. You can obtain updated performance information at [franklintempleton.com](http://franklintempleton.com) or by calling (800) DIAL BEN/342-5236.

## Annual Total Returns



Best Quarter:	Q2' 2020	26.81%
Worst Quarter:	Q1' 2020	-26.91%

As of June 30, 2021, the Fund's year-to-date return was 9.24%.

## Average Annual Total Returns

For periods ended December 31, 2020

	1 Year	Since Inception
<b>Franklin FTSE Germany ETF</b>		
Return before taxes	12.24%	1.82% <sup>1</sup>
Return after taxes on distributions	11.48%	1.01% <sup>1</sup>
Return after taxes on distributions and sale of Fund shares	7.68%	1.13% <sup>1</sup>
FTSE Germany Capped Index (index reflects no deduction for fees, expenses or taxes)	11.95%	1.74% <sup>1</sup>

<sup>1</sup> Since inception November 2, 2017.

The after-tax returns are calculated using the historical highest individual federal marginal income tax rates and do not reflect the impact of state and local taxes. Actual after-tax returns depend on an investor's tax situation and may differ from those shown. After-tax returns are not relevant to investors who hold their Fund shares through tax-deferred arrangements, such as 401(k) plans or individual retirement accounts.

## Investment Manager

Franklin Advisory Services, LLC (Advisory Services)



## Portfolio Managers

### **Dina Ting, CFA**

Senior Vice President of Advisory Services and portfolio manager of the Fund since inception (2017).

### **Hailey Harris**

Vice President of Advisory Services and portfolio manager of the Fund since 2019.

## Purchase and Sale of Fund Shares

The Fund is an ETF. Fund shares may only be purchased and sold on a national securities exchange through a broker-dealer. The price of Fund shares is based on market price, and because ETF shares trade at market prices rather than NAV, shares may trade at a price greater than NAV (a premium) or less than NAV (a discount). The Fund issues or redeems shares that have been aggregated into blocks of 50,000 shares or multiples thereof (Creation Units) to Authorized Participants who have entered into agreements with the Fund's distributor, Franklin Distributors, LLC. The Fund will generally issue or redeem Creation Units in exchange for a basket of securities (and an amount of cash) that the Fund specifies each day.

An investor may incur costs attributable to the difference between the highest price a buyer is willing to pay to purchase shares of the Fund (bid) and the lowest price a seller is willing to accept for shares of the Fund (ask) when buying or selling shares in the secondary market (the "bid-ask spread"). Recent information, including information on the Fund's NAV, market price, premiums and discounts, and bid-ask spreads is available on the Fund's website at <https://www.franklintempleton.com/investor/investments-and-solutions/investment-options/etfs/>.

## Taxes

The Fund's distributions are generally taxable to you as ordinary income, capital gains, or some combination of both, unless you are investing through a tax-deferred arrangement, such as a 401(k) plan or an individual retirement account, in which case your distributions would generally be taxed when withdrawn from the tax-deferred account.

## Payments to Broker-Dealers and Other Financial Intermediaries

If you purchase shares of the Fund through a broker-dealer or other financial intermediary (such as a bank), the investment manager or other related companies may pay the intermediary for certain Fund-related activities, including those that are designed to make the intermediary more knowledgeable about exchange traded products, such as the Fund, as well as for marketing, education or other initiatives

related to the sale or promotion of Fund shares. These payments may create a conflict of interest by influencing the broker-dealer or other intermediary and your salesperson to recommend the Fund over another investment. Ask your salesperson or visit your financial intermediary's website for more information.

FLHK

## Franklin FTSE Hong Kong ETF

### Investment Goal

To seek to provide investment results that closely correspond, before fees and expenses, to the performance of the FTSE Hong Kong RIC Capped Index (the FTSE Hong Kong Capped Index).

### Fees and Expenses of the Fund

The following table describes the fees and expenses that you will incur if you buy, hold and sell shares of the Fund. You may also incur other fees, such as usual and customary brokerage commissions and other fees to financial intermediaries, which are not reflected in the table and the Example that follows.

#### Annual Fund Operating Expenses

(expenses that you pay each year as a percentage of the value of your investment)

Management fees	0.09%
Distribution and/or service (12b-1) fees	None
Other expenses	None
<b>Total annual Fund operating expenses</b>	<b>0.09%</b>

### Example

This Example is intended to help you compare the cost of investing in the Fund with the cost of investing in other funds. The Example assumes that you invest \$10,000 in the Fund for the time periods indicated and then sell all of your shares at the end of the period. The Example also assumes that your investment has a 5% return each year and that the Fund's operating expenses remain the same. Although your actual costs may be higher or lower, based on these assumptions your costs would be:

	1 Year	3 Years	5 Years	10 Years
	\$9	\$29	\$51	\$115

### Portfolio Turnover

The Fund pays transaction costs, such as commissions, when it buys and sells securities (or "turns over" its portfolio). A higher portfolio turnover rate may indicate higher transaction costs and may result in higher taxes when Fund shares are held

in a taxable account. These costs, which are not reflected in annual Fund operating expenses or in the Example, affect the Fund's performance. During the most recent fiscal year, the Fund's portfolio turnover rate was 14.84% of the average value of its portfolio.

## Principal Investment Strategies

Under normal market conditions, the Fund invests at least 80% of its assets in the component securities of the FTSE Hong Kong Capped Index and in depositary receipts representing such securities. The FTSE Hong Kong Capped Index is a free float-adjusted market capitalization weighted index maintained and calculated by FTSE Russell with a capping methodology applied quarterly to issuer weights so that no single issuer of a component exceeds 25% of the FTSE Hong Kong Capped Index weight, and all issuers with weights above 5% do not cumulatively exceed 50% of the FTSE Hong Kong Capped Index's weight. The FTSE Hong Kong Capped Index is based on the FTSE Hong Kong Index and is designed to measure the performance of Hong Kong large- and mid-capitalization stocks. FTSE Russell determines eligible securities for the FTSE Hong Kong Capped Index based on measures such as the company's place of incorporation, listing country, investor protection regulations present in the country of incorporation, tax domicile, location of headquarters/factors of production and currency of denomination. As of May 31, 2021, the FTSE Hong Kong Capped Index was comprised of 89 securities with capitalizations ranging from \$823 million to \$154.22 billion.

The Fund, using a "passive" or indexing investment approach, seeks investment results that closely correspond, before fees and expenses, to the performance of the FTSE Hong Kong Capped Index. The investment manager seeks to achieve, over time, a correlation between the Fund's performance, before fees and expenses, and that of the FTSE Hong Kong Capped Index of 0.95 or better. A figure of 1.00 would indicate perfect correlation. The Fund may use either a replication strategy or representative sampling strategy. Under a replication strategy, the Fund will replicate the component securities of the FTSE Hong Kong Capped Index as closely as possible (i.e., invest in all of the component securities in their respective weightings in the FTSE Hong Kong Capped Index). However, under various circumstances, it may not be possible or practicable to replicate the FTSE Hong Kong Capped Index. In these circumstances, the Fund may use a "representative sampling" strategy whereby the Fund would invest in what it believes to be a representative sample of the component securities of the FTSE Hong Kong Capped Index, but may not track the FTSE Hong Kong Capped Index with the same degree of accuracy as would an investment vehicle replicating the entire FTSE Hong Kong Capped Index. Under the representative sampling technique, the investment manager will select securities that collectively have an investment profile similar to that of the FTSE Hong Kong Capped Index, including securities that resemble those included in the FTSE Hong Kong Capped Index in

terms of risk factors, performance attributes and other characteristics, such as market capitalization and industry weightings.

The Fund is a "non-diversified" fund, which means it generally invests a greater proportion of its assets in the securities of one or more issuers and invests overall in a smaller number of issuers than a diversified fund.

The Fund will concentrate its investments (i.e., hold 25% or more of its net assets) in a particular industry or group of industries to approximately the same extent that the FTSE Hong Kong Capped Index is concentrated. As of May 31, 2021, the FTSE Hong Kong Capped Index was concentrated in the financials sector.

## Principal Risks

You could lose money by investing in the Fund. Exchange-traded fund (ETF) shares are not deposits or obligations of, or guaranteed or endorsed by, any bank, and are not insured by the Federal Deposit Insurance Corporation, the Federal Reserve Board, or any other agency of the U.S. government. The Fund is subject to the principal risks noted below, any of which may adversely affect the Fund's net asset value (NAV), trading price, yield, total return and ability to meet its investment goal.

**Market** The market values of securities or other investments owned by the Fund will go up or down, sometimes rapidly or unpredictably. The market value of a security or other investment may be reduced by market activity or other results of supply and demand unrelated to the issuer. This is a basic risk associated with all investments. When there are more sellers than buyers, prices tend to fall. Likewise, when there are more buyers than sellers, prices tend to rise.

The current global outbreak of the novel strain of coronavirus, COVID-19, has resulted in market closures and dislocations, extreme volatility, liquidity constraints and increased trading costs. Efforts to contain the spread of COVID-19 have resulted in global travel restrictions and disruptions of healthcare systems, business operations and supply chains, layoffs, reduced consumer demand, defaults and credit ratings downgrades, and other significant economic impacts. The effects of COVID-19 have impacted global economic activity across many industries and may heighten other pre-existing political, social and economic risks, locally or globally. The full impact of the COVID-19 pandemic is unpredictable and may adversely affect the Fund's performance.

Stock prices tend to go up and down more dramatically than those of debt securities. A slower-growth or recessionary economic environment could have an adverse effect on the prices of the various stocks held by the Fund.

**Foreign Securities (non-U.S.)** Investing in foreign securities typically involves more risks than investing in U.S. securities, and includes risks associated with: (i) internal and external political and economic developments – e.g., the political,

economic and social policies and structures of some foreign countries may be less stable and more volatile than those in the U.S. or some foreign countries may be subject to trading restrictions or economic sanctions; (ii) trading practices – e.g., government supervision and regulation of foreign securities and currency markets, trading systems and brokers may be less than in the U.S.; (iii) availability of information – e.g., foreign issuers may not be subject to the same disclosure, accounting and financial reporting standards and practices as U.S. issuers; (iv) limited markets – e.g., the securities of certain foreign issuers may be less liquid (harder to sell) and more volatile; and (v) currency exchange rate fluctuations and policies (e.g., fluctuations may negatively affect investments denominated in foreign currencies and any income received or expenses paid by the Fund in that foreign currency).

**Geographic Focus** Because the Fund invests its assets primarily in companies in a specific country and region, the Fund is subject to greater risks of adverse developments in that country, region and/or the surrounding regions than a fund that is more broadly diversified geographically. Political, social or economic disruptions in the country or region, even in countries in which the Fund is not invested, may adversely affect the value of investments held by the Fund.

China is Hong Kong's largest trading partner, both in terms of exports and imports. Changes in China's economic policies, trade regulations or currency exchange rates may have an adverse impact on Hong Kong's economy. Recent protests and unrest have increased tensions between Hong Kong and China. China has committed by treaty to preserve Hong Kong's semi-autonomous status. However, if China were to exert its authority so as to alter the economic, political or legal structures or the existing social policy of Hong Kong, investor and business confidence in Hong Kong could be negatively affected, which in turn could negatively affect markets and business performance.

**Depository Receipts** Depository receipts are subject to many of the risks of the underlying securities. For some depository receipts, the custodian or similar financial institution that holds the issuer's shares in a trust account is located in the issuer's home country. In these cases if the issuer's home country does not have developed financial markets, the Fund could be exposed to the credit risk of the custodian or financial institution and greater market risk. In addition, the depository institution may not have physical custody of the underlying securities at all times and may charge fees for various services. The Fund may experience delays in receiving its dividend and interest payments or exercising rights as a shareholder. There may be an increased possibility of untimely responses to certain corporate actions of the issuer in an unsponsored depository receipt program. Accordingly, there may be less information available regarding issuers of securities underlying unsponsored programs and there may not be a correlation between this information and the market value of the depository receipts.

**Calculation Methodology** FTSE Russell relies on various sources of information to assess the criteria of issuers included in the FTSE Hong Kong Capped Index, including information that may be based on assumptions and estimates. Neither the Fund nor the investment manager can offer assurances that FTSE Russell's calculation methodology or sources of information will provide an accurate assessment of included issuers or that the included issuers will provide the Fund with the market exposure it seeks.

**Index-Related** There is no assurance that the FTSE Hong Kong Capped Index will be determined, composed or calculated accurately. While FTSE Russell provides descriptions of what the FTSE Hong Kong Capped Index is designed to achieve, FTSE Russell does not guarantee the quality, accuracy or completeness of data in respect of its indices, and does not guarantee that the FTSE Hong Kong Capped Index will be in line with the described index methodology. Gains, losses or costs to the Fund caused by errors in the FTSE Hong Kong Capped Index may therefore be borne by the Fund and its shareholders.

**Non-Correlation** There is no guarantee that the Fund will achieve a high degree of correlation to the FTSE Hong Kong Capped Index and therefore achieve its investment goal. Market disruptions and regulatory restrictions could have an adverse effect on the Fund's ability to adjust its exposure to the required levels in order to track the FTSE Hong Kong Capped Index. In addition, the Fund's NAV may deviate from the FTSE Hong Kong Capped Index if the Fund fair values a portfolio security at a price other than the price used by the FTSE Hong Kong Capped Index for that security. To the extent that the investment manager uses a representative sampling strategy, the Fund may not track the return of the FTSE Hong Kong Capped Index as well as it would have if the Fund held all of the securities in the FTSE Hong Kong Capped Index.

**Tracking Error** Tracking error is the divergence of the Fund's performance from that of the FTSE Hong Kong Capped Index. Tracking error may occur because of differences between the securities held in the Fund's portfolio and those included in the FTSE Hong Kong Capped Index, pricing differences (including differences between a security's price at the local market close and the Fund's valuation of a security at the time of calculation of the Fund's NAV), transaction costs, the Fund's holding of cash, differences in timing of the accrual of dividends or interest, tax gains or losses, changes to the FTSE Hong Kong Capped Index or the need to meet various new or existing regulatory requirements. This risk may be heightened during times of increased market volatility or other unusual market conditions. Tracking error also may result because the Fund incurs fees and expenses, while the FTSE Hong Kong Capped Index does not.

**Market Trading** The Fund faces numerous market trading risks, including the potential lack of an active market for Fund shares, losses from trading in secondary markets, periods of high volatility and disruption in the creation/redemption process

of the Fund. Any of these factors, among others, may lead to the Fund's shares trading at a premium or discount to NAV. Thus, you may pay more (or less) than NAV when you buy shares of the Fund in the secondary market, and you may receive less (or more) than NAV when you sell those shares in the secondary market. The investment manager cannot predict whether shares will trade above (premium), below (discount) or at NAV.

**Concentration** To the extent the Fund concentrates in a specific industry, a group of industries, sector or type of investment, the Fund will carry much greater risks of adverse developments and price movements in such industries, sectors or investments than a fund that invests in a wider variety of industries, sectors or investments. There is also the risk that the Fund will perform poorly during a slump in demand for securities of companies in such industries or sectors.

The Fund may focus in the financial services sector. Financial services companies are subject to extensive government regulation that may affect their profitability in many ways, including by limiting the amount and types of loans and other commitments they can make, and the interest rates and fees they can charge. A financial services company's profitability, and therefore its stock prices, is especially sensitive to interest rate changes as well as the ability of borrowers to repay their loans. Changing regulations, continuing consolidations, and development of new products and structures all are likely to have a significant impact on financial services companies.

**Non-Diversification** Because the Fund is non-diversified, it may be more sensitive to economic, business, political or other changes affecting individual issuers or investments than a diversified fund, which may negatively impact the Fund's performance and result in greater fluctuation in the value of the Fund's shares.

**Mid Capitalization Companies** Securities issued by mid capitalization companies may be more volatile in price than those of larger companies, involve substantial risks and should be considered speculative. Such risks may include greater sensitivity to economic conditions, less certain growth prospects, lack of depth of management and funds for growth and development, and limited or less developed product lines and markets. In addition, mid capitalization companies may be particularly affected by interest rate increases, as they may find it more difficult to borrow money to continue or expand operations, or may have difficulty in repaying any loans.

**Passive Investment** Unlike many investment companies, the Fund is not actively managed and the investment manager does not attempt to take defensive positions under any market conditions, including declining markets. Therefore, the investment manager would not necessarily buy or sell a security unless that security is added or removed, respectively, from the FTSE Hong Kong Capped Index, even if that security generally is underperforming.



**International Closed Market Trading** To the extent that the underlying securities held by the Fund trade on an exchange that is closed when the securities exchange on which the Fund shares list and trade is open, there may be market uncertainty about the stale security pricing (i.e., the last quote from its closed foreign market) resulting in premiums or discounts to NAV that may be greater than those experienced by other ETFs.

**Authorized Participant Concentration** Only an authorized participant (Authorized Participant) may engage in creation or redemption transactions directly with the Fund. The Fund has a limited number of institutions that act as Authorized Participants. To the extent that these institutions exit the business or are unable to proceed with creation and/or redemption orders with respect to the Fund and no other Authorized Participant is able to step forward to create or redeem Creation Units (as defined below), Fund shares may trade at a discount to NAV and possibly face trading halts and/or delisting. This risk may be more pronounced in volatile markets, potentially where there are significant redemptions in ETFs generally.

**Small Fund** When the Fund's size is small, the Fund may experience low trading volume and wide bid/ask spreads. In addition, the Fund may face the risk of being delisted if the Fund does not meet certain conditions of the listing exchange.

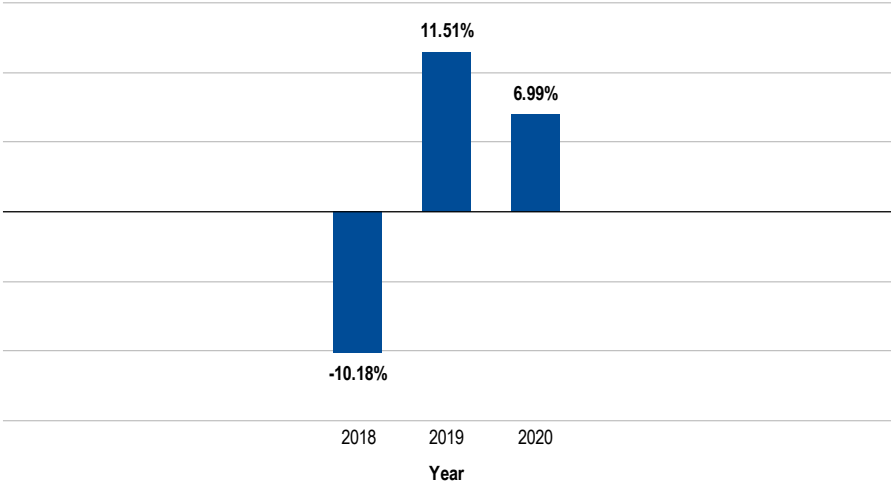
**Large Shareholder** Certain shareholders, including other funds or accounts advised by the investment manager or an affiliate of the investment manager, may from time to time own a substantial amount of the Fund's shares. In addition, a third-party investor, the investment manager or an affiliate of the investment manager, an authorized participant, a lead market maker, or another entity may invest in the Fund and hold its investment for a limited period of time solely to facilitate commencement of the Fund or to facilitate the Fund's achieving a specified size or scale. There can be no assurance that any large shareholder would not redeem its investment, that the size of the Fund would be maintained at such levels or that the Fund would continue to meet applicable listing requirements. Redemptions by large shareholders could have a significant negative impact on the Fund. In addition, transactions by large shareholders may account for a large percentage of the trading volume on the listing exchange and may, therefore, have a material upward or downward effect on the market price of the shares.

## Performance

The following bar chart and table provide some indication of the risks of investing in the Fund. The bar chart shows changes in the Fund's performance from year to year. The table shows how the Fund's average annual returns for 1 year, 5 years, 10 years or since inception, as applicable, compared with those of the Fund's underlying index. The Fund's past performance (before and after taxes) is not necessarily an indication of how the Fund will perform in the future. You can obtain

updated performance information at [franklintempleton.com](http://franklintempleton.com) or by calling (800) DIAL BEN/342-5236.

Annual Total Returns



Best Quarter:	Q4' 2020	16.50%
Worst Quarter:	Q1' 2020	-18.07%

As of June 30, 2021, the Fund's year-to-date return was 11.43%.

Average Annual Total Returns

For periods ended December 31, 2020

	1 Year	Since Inception
Franklin FTSE Hong Kong ETF		
Return before taxes	6.99%	3.78% <sup>1</sup>
Return after taxes on distributions	5.56%	2.58% <sup>1</sup>
Return after taxes on distributions and sale of Fund shares	4.08%	2.36% <sup>1</sup>
FTSE Hong Kong Capped Index (index reflects no deduction for fees, expenses or taxes)	7.04%	3.83% <sup>1</sup>

<sup>1</sup> Since inception November 2, 2017.

The after-tax returns are calculated using the historical highest individual federal marginal income tax rates and do not reflect the impact of state and local taxes. Actual after-tax returns depend on an investor's tax situation and may differ from those shown. After-tax returns are not relevant to investors who hold their Fund shares through tax-deferred arrangements, such as 401(k) plans or individual retirement accounts.

## Investment Manager

Franklin Advisory Services, LLC (Advisory Services)

## Portfolio Managers

### **Dina Ting, CFA**

Senior Vice President of Advisory Services and portfolio manager of the Fund since inception (2017).

### **Hailey Harris**

Vice President of Advisory Services and portfolio manager of the Fund since 2019.

## Purchase and Sale of Fund Shares

The Fund is an ETF. Fund shares may only be purchased and sold on a national securities exchange through a broker-dealer. The price of Fund shares is based on market price, and because ETF shares trade at market prices rather than NAV, shares may trade at a price greater than NAV (a premium) or less than NAV (a discount). The Fund issues or redeems shares that have been aggregated into blocks of 150,000 shares or multiples thereof (Creation Units) to Authorized Participants who have entered into agreements with the Fund's distributor, Franklin Distributors, LLC. The Fund will generally issue or redeem Creation Units in exchange for a basket of securities (and an amount of cash) that the Fund specifies each day.

An investor may incur costs attributable to the difference between the highest price a buyer is willing to pay to purchase shares of the Fund (bid) and the lowest price a seller is willing to accept for shares of the Fund (ask) when buying or selling shares in the secondary market (the "bid-ask spread"). Recent information, including information on the Fund's NAV, market price, premiums and discounts, and bid-ask spreads is available on the Fund's website at <https://www.franklintempleton.com/investor/investments-and-solutions/investment-options/etfs/>.

## Taxes

The Fund's distributions are generally taxable to you as ordinary income, capital gains, or some combination of both, unless you are investing through a tax-deferred arrangement, such as a 401(k) plan or an individual retirement account, in which case your distributions would generally be taxed when withdrawn from the tax-deferred account.

## Payments to Broker-Dealers and Other Financial Intermediaries

If you purchase shares of the Fund through a broker-dealer or other financial intermediary (such as a bank), the investment manager or other related companies

may pay the intermediary for certain Fund-related activities, including those that are designed to make the intermediary more knowledgeable about exchange traded products, such as the Fund, as well as for marketing, education or other initiatives related to the sale or promotion of Fund shares. These payments may create a conflict of interest by influencing the broker-dealer or other intermediary and your salesperson to recommend the Fund over another investment. Ask your salesperson or visit your financial intermediary's website for more information.

FLIN

## Franklin FTSE India ETF

### Investment Goal

To seek to provide investment results that closely correspond, before fees and expenses, to the performance of the FTSE India RIC Capped Index (the FTSE India Capped Index).

### Fees and Expenses of the Fund

The following table describes the fees and expenses that you will incur if you buy, hold and sell shares of the Fund. You may also incur other fees, such as usual and customary brokerage commissions and other fees to financial intermediaries, which are not reflected in the table and the Example that follows.

#### Annual Fund Operating Expenses

(expenses that you pay each year as a percentage of the value of your investment)

Management fees	0.19%
Distribution and/or service (12b-1) fees	None
Other expenses	None
<b>Total annual Fund operating expenses</b>	<b>0.19%</b>

### Example

This Example is intended to help you compare the cost of investing in the Fund with the cost of investing in other funds. The Example assumes that you invest \$10,000 in the Fund for the time periods indicated and then sell all of your shares at the end of the period. The Example also assumes that your investment has a 5% return each year and that the Fund's operating expenses remain the same. Although your actual costs may be higher or lower, based on these assumptions your costs would be:

	1 Year	3 Years	5 Years	10 Years
	\$19	\$61	\$107	\$243

### Portfolio Turnover

The Fund pays transaction costs, such as commissions, when it buys and sells securities (or "turns over" its portfolio). A higher portfolio turnover rate may indicate higher transaction costs and may result in higher taxes when Fund shares are held

in a taxable account. These costs, which are not reflected in annual Fund operating expenses or in the Example, affect the Fund's performance. During the most recent fiscal year, the Fund's portfolio turnover rate was 23.48% of the average value of its portfolio.

## Principal Investment Strategies

Under normal market conditions, the Fund invests at least 80% of its assets in the component securities of the FTSE India Capped Index and in depositary receipts representing such securities. The FTSE India Capped Index is a free float-adjusted market capitalization weighted index maintained and calculated by FTSE Russell with a capping methodology applied quarterly to issuer weights so that no single issuer of a component exceeds 25% of the FTSE India Capped Index weight, and all issuers with weights above 5% do not cumulatively exceed 50% of the FTSE India Capped Index's weight. The FTSE India Capped Index is based on the FTSE India Index and is designed to measure the performance of Indian large- and mid-capitalization stocks. FTSE Russell determines eligible securities for the FTSE India Capped Index based on measures such as the company's place of incorporation, listing country, investor protection regulations present in the country of incorporation, tax domicile, location of headquarters/factors of production and currency of denomination. As of May 31, 2021, the FTSE India Capped Index was comprised of 171 securities with capitalizations ranging from \$1.19 billion to \$188.59 billion.

The Fund, using a "passive" or indexing investment approach, seeks investment results that closely correspond, before fees and expenses, to the performance of the FTSE India Capped Index. The investment manager seeks to achieve, over time, a correlation between the Fund's performance, before fees and expenses, and that of the FTSE India Capped Index of 0.95 or better. A figure of 1.00 would indicate perfect correlation. The Fund may use either a replication strategy or representative sampling strategy. Under a replication strategy, the Fund will replicate the component securities of the FTSE India Capped Index as closely as possible (i.e., invest in all of the component securities in their respective weightings in the FTSE India Capped Index). However, under various circumstances, it may not be possible or practicable to replicate the FTSE India Capped Index. In these circumstances, the Fund may use a "representative sampling" strategy whereby the Fund would invest in what it believes to be a representative sample of the component securities of the FTSE India Capped Index, but may not track the FTSE India Capped Index with the same degree of accuracy as would an investment vehicle replicating the entire FTSE India Capped Index. Under the representative sampling technique, the investment manager will select securities that collectively have an investment profile similar to that of the FTSE India Capped Index, including securities that resemble those included in the FTSE India Capped Index

in terms of risk factors, performance attributes and other characteristics, such as market capitalization and industry weightings.

The Fund is a "non-diversified" fund, which means it generally invests a greater proportion of its assets in the securities of one or more issuers and invests overall in a smaller number of issuers than a diversified fund.

The Fund will concentrate its investments (i.e., hold 25% or more of its net assets) in a particular industry or group of industries to approximately the same extent that the FTSE India Capped Index is concentrated.

## Principal Risks

You could lose money by investing in the Fund. Exchange-traded fund (ETF) shares are not deposits or obligations of, or guaranteed or endorsed by, any bank, and are not insured by the Federal Deposit Insurance Corporation, the Federal Reserve Board, or any other agency of the U.S. government. The Fund is subject to the principal risks noted below, any of which may adversely affect the Fund's net asset value (NAV), trading price, yield, total return and ability to meet its investment goal.

**Market** The market values of securities or other investments owned by the Fund will go up or down, sometimes rapidly or unpredictably. The market value of a security or other investment may be reduced by market activity or other results of supply and demand unrelated to the issuer. This is a basic risk associated with all investments. When there are more sellers than buyers, prices tend to fall. Likewise, when there are more buyers than sellers, prices tend to rise.

The current global outbreak of the novel strain of coronavirus, COVID-19, has resulted in market closures and dislocations, extreme volatility, liquidity constraints and increased trading costs. Efforts to contain the spread of COVID-19 have resulted in global travel restrictions and disruptions of healthcare systems, business operations and supply chains, layoffs, reduced consumer demand, defaults and credit ratings downgrades, and other significant economic impacts. The effects of COVID-19 have impacted global economic activity across many industries and may heighten other pre-existing political, social and economic risks, locally or globally. The full impact of the COVID-19 pandemic is unpredictable and may adversely affect the Fund's performance.

Stock prices tend to go up and down more dramatically than those of debt securities. A slower-growth or recessionary economic environment could have an adverse effect on the prices of the various stocks held by the Fund.

**Foreign Securities (non-U.S.)** Investing in foreign securities typically involves more risks than investing in U.S. securities, and includes risks associated with: (i) internal and external political and economic developments – e.g., the political, economic and social policies and structures of some foreign countries may be less

stable and more volatile than those in the U.S. or some foreign countries may be subject to trading restrictions or economic sanctions; (ii) trading practices – e.g., government supervision and regulation of foreign securities and currency markets, trading systems and brokers may be less than in the U.S.; (iii) availability of information – e.g., foreign issuers may not be subject to the same disclosure, accounting and financial reporting standards and practices as U.S. issuers; (iv) limited markets – e.g., the securities of certain foreign issuers may be less liquid (harder to sell) and more volatile; and (v) currency exchange rate fluctuations and policies (e.g., fluctuations may negatively affect investments denominated in foreign currencies and any income received or expenses paid by the Fund in that foreign currency). The risks of foreign investments may be greater in developing or emerging market countries.

**Emerging Market Countries** The Fund's investments in emerging market issuers are subject to all of the risks of foreign investing generally, and have additional heightened risks due to a lack of established legal, political, business and social frameworks to support securities markets, including: delays in settling portfolio securities transactions; currency and capital controls; greater sensitivity to interest rate changes; pervasiveness of corruption and crime; currency exchange rate volatility; and inflation, deflation or currency devaluation.

**Geographic Focus** Because the Fund invests its assets primarily in companies in a specific country and region, the Fund is subject to greater risks of adverse developments in that country, region and/or the surrounding regions than a fund that is more broadly diversified geographically. Political, social or economic disruptions in the country or region, even in countries in which the Fund is not invested, may adversely affect the value of investments held by the Fund.

There are special risks associated with investments in India, including exposure to currency fluctuations, less liquidity, expropriation, confiscatory taxation, and exchange control regulations (including currency blockage). The Fund's investments are subject to fluctuations in the value of the Indian rupee. Inflation and rapid fluctuations in inflation and interest rates have had, and may continue to have, negative effects on the economy and securities markets of India. A high proportion of the securities of many Indian issuers are held by a limited number of persons or entities, which may limit the number of shares available for investment by the Fund. Also, a limited number of issuers represent a disproportionately large percentage of market capitalization and trading value. In addition, religious and border disputes persist in India. India has historically experienced hostilities with neighboring countries, such as Pakistan, and the Indian government has confronted separatist movements in several Indian states. Instability as a result of these social and political tensions could adversely impact the value of the Fund's investments.



**Depository Receipts** Depository receipts are subject to many of the risks of the underlying securities. For some depository receipts, the custodian or similar financial institution that holds the issuer's shares in a trust account is located in the issuer's home country. In these cases if the issuer's home country does not have developed financial markets, the Fund could be exposed to the credit risk of the custodian or financial institution and greater market risk. In addition, the depository institution may not have physical custody of the underlying securities at all times and may charge fees for various services. The Fund may experience delays in receiving its dividend and interest payments or exercising rights as a shareholder. There may be an increased possibility of untimely responses to certain corporate actions of the issuer in an unsponsored depository receipt program. Accordingly, there may be less information available regarding issuers of securities underlying unsponsored programs and there may not be a correlation between this information and the market value of the depository receipts.

**Calculation Methodology** FTSE Russell relies on various sources of information to assess the criteria of issuers included in the FTSE India Capped Index, including information that may be based on assumptions and estimates. Neither the Fund nor the investment manager can offer assurances that FTSE Russell's calculation methodology or sources of information will provide an accurate assessment of included issuers or that the included issuers will provide the Fund with the market exposure it seeks.

**Index-Related** There is no assurance that the FTSE India Capped Index will be determined, composed or calculated accurately. While FTSE Russell provides descriptions of what the FTSE India Capped Index is designed to achieve, FTSE Russell does not guarantee the quality, accuracy or completeness of data in respect of its indices, and does not guarantee that the FTSE India Capped Index will be in line with the described index methodology. Gains, losses or costs to the Fund caused by errors in the FTSE India Capped Index may therefore be borne by the Fund and its shareholders.

**Non-Correlation** There is no guarantee that the Fund will achieve a high degree of correlation to the FTSE India Capped Index and therefore achieve its investment goal. Market disruptions and regulatory restrictions could have an adverse effect on the Fund's ability to adjust its exposure to the required levels in order to track the FTSE India Capped Index. In addition, the Fund's NAV may deviate from the FTSE India Capped Index if the Fund fair values a portfolio security at a price other than the price used by the FTSE India Capped Index for that security. To the extent that the investment manager uses a representative sampling strategy, the Fund may not track the return of the FTSE India Capped Index as well as it would have if the Fund held all of the securities in the FTSE India Capped Index.

**Tracking Error** Tracking error is the divergence of the Fund's performance from that of the FTSE India Capped Index. Tracking error may occur because of

differences between the securities held in the Fund's portfolio and those included in the FTSE India Capped Index, pricing differences (including differences between a security's price at the local market close and the Fund's valuation of a security at the time of calculation of the Fund's NAV), transaction costs, the Fund's holding of cash, differences in timing of the accrual of dividends or interest, tax gains or losses, changes to the FTSE India Capped Index or the need to meet various new or existing regulatory requirements. This risk may be heightened during times of increased market volatility or other unusual market conditions. Tracking error also may result because the Fund incurs fees and expenses, while the FTSE India Capped Index does not.

**Market Trading** The Fund faces numerous market trading risks, including the potential lack of an active market for Fund shares, losses from trading in secondary markets, periods of high volatility and disruption in the creation/redemption process of the Fund. Any of these factors, among others, may lead to the Fund's shares trading at a premium or discount to NAV. Thus, you may pay more (or less) than NAV when you buy shares of the Fund in the secondary market, and you may receive less (or more) than NAV when you sell those shares in the secondary market. The investment manager cannot predict whether shares will trade above (premium), below (discount) or at NAV.

**Concentration** To the extent the Fund concentrates in a specific industry, a group of industries, sector or type of investment, the Fund will carry much greater risks of adverse developments and price movements in such industries, sectors or investments than a fund that invests in a wider variety of industries, sectors or investments. There is also the risk that the Fund will perform poorly during a slump in demand for securities of companies in such industries or sectors.

**Non-Diversification** Because the Fund is non-diversified, it may be more sensitive to economic, business, political or other changes affecting individual issuers or investments than a diversified fund, which may negatively impact the Fund's performance and result in greater fluctuation in the value of the Fund's shares.

**Mid Capitalization Companies** Securities issued by mid capitalization companies may be more volatile in price than those of larger companies, involve substantial risks and should be considered speculative. Such risks may include greater sensitivity to economic conditions, less certain growth prospects, lack of depth of management and funds for growth and development, and limited or less developed product lines and markets. In addition, mid capitalization companies may be particularly affected by interest rate increases, as they may find it more difficult to borrow money to continue or expand operations, or may have difficulty in repaying any loans.

**Passive Investment** Unlike many investment companies, the Fund is not actively managed and the investment manager does not attempt to take defensive positions

under any market conditions, including declining markets. Therefore, the investment manager would not necessarily buy or sell a security unless that security is added or removed, respectively, from the FTSE India Capped Index, even if that security generally is underperforming.

**International Closed Market Trading** To the extent that the underlying securities held by the Fund trade on an exchange that is closed when the securities exchange on which the Fund shares list and trade is open, there may be market uncertainty about the stale security pricing (i.e., the last quote from its closed foreign market) resulting in premiums or discounts to NAV that may be greater than those experienced by other ETFs.

**Authorized Participant Concentration** Only an authorized participant (Authorized Participant) may engage in creation or redemption transactions directly with the Fund. The Fund has a limited number of institutions that act as Authorized Participants. To the extent that these institutions exit the business or are unable to proceed with creation and/or redemption orders with respect to the Fund and no other Authorized Participant is able to step forward to create or redeem Creation Units (as defined below), Fund shares may trade at a discount to NAV and possibly face trading halts and/or delisting. This risk may be more pronounced in volatile markets, potentially where there are significant redemptions in ETFs generally.

**Cash Transactions** Unlike certain ETFs, the Fund expects to generally effect its creations and redemptions entirely for cash, rather than for in-kind securities. Therefore, it may be required to sell portfolio securities and subsequently recognize gains on such sales that the Fund might not have recognized if it were to distribute portfolio securities in-kind. As such, investments in Fund shares may be less tax-efficient than an investment in an ETF that distributes portfolio securities entirely in-kind.

**Small Fund** When the Fund's size is small, the Fund may experience low trading volume and wide bid/ask spreads. In addition, the Fund may face the risk of being delisted if the Fund does not meet certain conditions of the listing exchange.

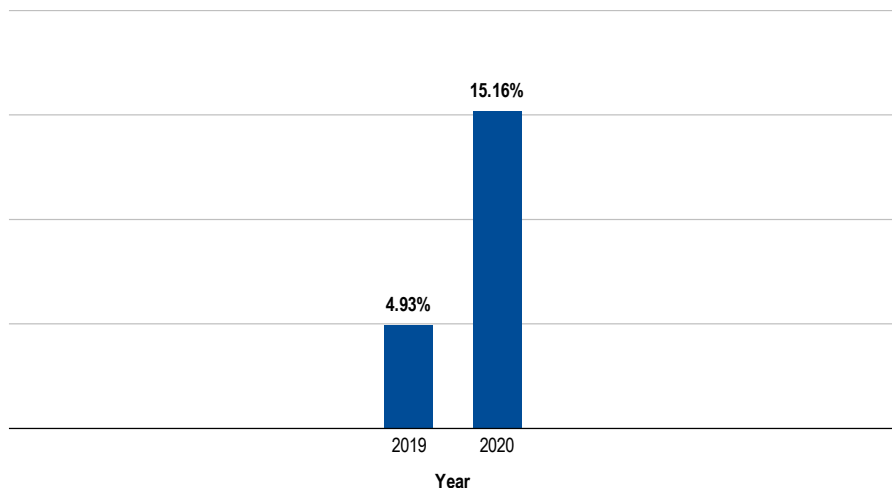
**Large Shareholder** Certain shareholders, including other funds or accounts advised by the investment manager or an affiliate of the investment manager, may from time to time own a substantial amount of the Fund's shares. In addition, a third-party investor, the investment manager or an affiliate of the investment manager, an authorized participant, a lead market maker, or another entity may invest in the Fund and hold its investment for a limited period of time solely to facilitate commencement of the Fund or to facilitate the Fund's achieving a specified size or scale. There can be no assurance that any large shareholder would not redeem its investment, that the size of the Fund would be maintained at such levels or that the Fund would continue to meet applicable listing requirements. Redemptions by large shareholders could have a significant negative impact on the

Fund. In addition, transactions by large shareholders may account for a large percentage of the trading volume on the listing exchange and may, therefore, have a material upward or downward effect on the market price of the shares.

## Performance

The following bar chart and table provide some indication of the risks of investing in the Fund. The bar chart shows changes in the Fund's performance from year to year. The table shows how the Fund's average annual returns for 1 year, 5 years, 10 years or since inception, as applicable, compared with those of the Fund's underlying index. The Fund's past performance (before and after taxes) is not necessarily an indication of how the Fund will perform in the future. You can obtain updated performance information at [franklintempleton.com](http://franklintempleton.com) or by calling (800) DIAL BEN/342-5236.

### Annual Total Returns



Best Quarter:	Q2' 2020	22.13%
Worst Quarter:	Q1' 2020	-30.19%

As of June 30, 2021, the Fund's year-to-date return was 13.18%.

**Average Annual Total Returns**

For periods ended December 31, 2020

	1 Year	Since Inception
<b>Franklin FTSE India ETF</b>		
Return before taxes	15.16%	4.35% <sup>1</sup>
Return after taxes on distributions	14.75%	3.96% <sup>1</sup>
Return after taxes on distributions and sale of Fund shares	8.92%	3.15% <sup>1</sup>
FTSE India Capped Index (index reflects no deduction for fees, expenses or taxes)	16.53%	5.43% <sup>1</sup>

<sup>1</sup> Since inception February 6, 2018.

The after-tax returns are calculated using the historical highest individual federal marginal income tax rates and do not reflect the impact of state and local taxes. Actual after-tax returns depend on an investor's tax situation and may differ from those shown. After-tax returns are not relevant to investors who hold their Fund shares through tax-deferred arrangements, such as 401(k) plans or individual retirement accounts.

**Investment Manager**

Franklin Advisory Services, LLC (Advisory Services)

**Portfolio Managers****Dina Ting, CFA**

Senior Vice President of Advisory Services and portfolio manager of the Fund since inception (2018).

**Hailey Harris**

Vice President of Advisory Services and portfolio manager of the Fund since 2019.

**Purchase and Sale of Fund Shares**

The Fund is an ETF. Fund shares may only be purchased and sold on a national securities exchange through a broker-dealer. The price of Fund shares is based on market price, and because ETF shares trade at market prices rather than NAV, shares may trade at a price greater than NAV (a premium) or less than NAV (a discount). The Fund issues or redeems shares that have been aggregated into blocks of 50,000 shares or multiples thereof (Creation Units) to Authorized Participants who have entered into agreements with the Fund's distributor, Franklin Distributors, LLC. The Fund will generally issue or redeem Creation Units in exchange for a basket of securities (and an amount of cash) that the Fund specifies each day.

An investor may incur costs attributable to the difference between the highest price a buyer is willing to pay to purchase shares of the Fund (bid) and the lowest price a seller is willing to accept for shares of the Fund (ask) when buying or selling shares

in the secondary market (the "bid-ask spread"). Recent information, including information on the Fund's NAV, market price, premiums and discounts, and bid-ask spreads is available on the Fund's website at <https://www.franklintempleton.com/investor/investments-and-solutions/investment-options/etfs/>.

## Taxes

The Fund's distributions are generally taxable to you as ordinary income, capital gains, or some combination of both, unless you are investing through a tax-deferred arrangement, such as a 401(k) plan or an individual retirement account, in which case your distributions would generally be taxed when withdrawn from the tax-deferred account.

## Payments to Broker-Dealers and Other Financial Intermediaries

If you purchase shares of the Fund through a broker-dealer or other financial intermediary (such as a bank), the investment manager or other related companies may pay the intermediary for certain Fund-related activities, including those that are designed to make the intermediary more knowledgeable about exchange traded products, such as the Fund, as well as for marketing, education or other initiatives related to the sale or promotion of Fund shares. These payments may create a conflict of interest by influencing the broker-dealer or other intermediary and your salesperson to recommend the Fund over another investment. Ask your salesperson or visit your financial intermediary's website for more information.

FLIY

## Franklin FTSE Italy ETF

### Investment Goal

To seek to provide investment results that closely correspond, before fees and expenses, to the performance of the FTSE Italy RIC Capped Index (the FTSE Italy Capped Index).

### Fees and Expenses of the Fund

The following table describes the fees and expenses that you will incur if you buy, hold and sell shares of the Fund. You may also incur other fees, such as usual and customary brokerage commissions and other fees to financial intermediaries, which are not reflected in the table and the Example that follows.

#### Annual Fund Operating Expenses

(expenses that you pay each year as a percentage of the value of your investment)

Management fees	0.09%
Distribution and/or service (12b-1) fees	None
Other expenses	None
<b>Total annual Fund operating expenses</b>	<b>0.09%</b>

### Example

This Example is intended to help you compare the cost of investing in the Fund with the cost of investing in other funds. The Example assumes that you invest \$10,000 in the Fund for the time periods indicated and then sell all of your shares at the end of the period. The Example also assumes that your investment has a 5% return each year and that the Fund's operating expenses remain the same. Although your actual costs may be higher or lower, based on these assumptions your costs would be:

	1 Year	3 Years	5 Years	10 Years
	\$9	\$29	\$51	\$115

### Portfolio Turnover

The Fund pays transaction costs, such as commissions, when it buys and sells securities (or "turns over" its portfolio). A higher portfolio turnover rate may indicate higher transaction costs and may result in higher taxes when Fund shares are held

in a taxable account. These costs, which are not reflected in annual Fund operating expenses or in the Example, affect the Fund's performance. During the most recent fiscal year, the Fund's portfolio turnover rate was 17.45% of the average value of its portfolio.

## Principal Investment Strategies

Under normal market conditions, the Fund invests at least 80% of its assets in the component securities of the FTSE Italy Capped Index and in depositary receipts representing such securities. The FTSE Italy Capped Index is a free float-adjusted market capitalization weighted index maintained and calculated by FTSE Russell with a capping methodology applied quarterly to issuer weights so that no single issuer of a component exceeds 25% of the FTSE Italy Capped Index weight, and all issuers with weights above 5% do not cumulatively exceed 50% of the FTSE Italy Capped Index's weight. The FTSE Italy Capped Index is based on the FTSE Italy Index and is designed to measure the performance of Italian large- and mid-capitalization stocks. FTSE Russell determines eligible securities for the FTSE Italy Capped Index based on measures such as the company's place of incorporation, listing country, investor protection regulations present in the country of incorporation, tax domicile, location of headquarters/factors of production and currency of denomination. As of May 31, 2021, the FTSE Italy Capped Index was comprised of 34 securities with capitalizations ranging from \$5.00 billion to \$100.11 billion.

The Fund, using a "passive" or indexing investment approach, seeks investment results that closely correspond, before fees and expenses, to the performance of the FTSE Italy Capped Index. The investment manager seeks to achieve, over time, a correlation between the Fund's performance, before fees and expenses, and that of the FTSE Italy Capped Index of 0.95 or better. A figure of 1.00 would indicate perfect correlation. The Fund may use either a replication strategy or representative sampling strategy. Under a replication strategy, the Fund will replicate the component securities of the FTSE Italy Capped Index as closely as possible (i.e., invest in all of the component securities in their respective weightings in the FTSE Italy Capped Index). However, under various circumstances, it may not be possible or practicable to replicate the FTSE Italy Capped Index. In these circumstances, the Fund may use a "representative sampling" strategy whereby the Fund would invest in what it believes to be a representative sample of the component securities of the FTSE Italy Capped Index, but may not track the FTSE Italy Capped Index with the same degree of accuracy as would an investment vehicle replicating the entire FTSE Italy Capped Index. Under the representative sampling technique, the investment manager will select securities that collectively have an investment profile similar to that of the FTSE Italy Capped Index, including securities that resemble those included in the FTSE Italy Capped Index in terms of



risk factors, performance attributes and other characteristics, such as market capitalization and industry weightings.

The Fund is a "non-diversified" fund, which means it generally invests a greater proportion of its assets in the securities of one or more issuers and invests overall in a smaller number of issuers than a diversified fund.

The Fund will concentrate its investments (i.e., hold 25% or more of its net assets) in a particular industry or group of industries to approximately the same extent that the FTSE Italy Capped Index is concentrated. As of May 31, 2021, the FTSE Italy Capped Index was concentrated in the financials sector.

## Principal Risks

You could lose money by investing in the Fund. Exchange-traded fund (ETF) shares are not deposits or obligations of, or guaranteed or endorsed by, any bank, and are not insured by the Federal Deposit Insurance Corporation, the Federal Reserve Board, or any other agency of the U.S. government. The Fund is subject to the principal risks noted below, any of which may adversely affect the Fund's net asset value (NAV), trading price, yield, total return and ability to meet its investment goal.

**Market** The market values of securities or other investments owned by the Fund will go up or down, sometimes rapidly or unpredictably. The market value of a security or other investment may be reduced by market activity or other results of supply and demand unrelated to the issuer. This is a basic risk associated with all investments. When there are more sellers than buyers, prices tend to fall. Likewise, when there are more buyers than sellers, prices tend to rise.

The current global outbreak of the novel strain of coronavirus, COVID-19, has resulted in market closures and dislocations, extreme volatility, liquidity constraints and increased trading costs. Efforts to contain the spread of COVID-19 have resulted in global travel restrictions and disruptions of healthcare systems, business operations and supply chains, layoffs, reduced consumer demand, defaults and credit ratings downgrades, and other significant economic impacts. The effects of COVID-19 have impacted global economic activity across many industries and may heighten other pre-existing political, social and economic risks, locally or globally. The full impact of the COVID-19 pandemic is unpredictable and may adversely affect the Fund's performance.

Stock prices tend to go up and down more dramatically than those of debt securities. A slower-growth or recessionary economic environment could have an adverse effect on the prices of the various stocks held by the Fund.

**Foreign Securities (non-U.S.)** Investing in foreign securities typically involves more risks than investing in U.S. securities, and includes risks associated with: (i) internal and external political and economic developments – e.g., the political,

economic and social policies and structures of some foreign countries may be less stable and more volatile than those in the U.S. or some foreign countries may be subject to trading restrictions or economic sanctions; (ii) trading practices – e.g., government supervision and regulation of foreign securities and currency markets, trading systems and brokers may be less than in the U.S.; (iii) availability of information – e.g., foreign issuers may not be subject to the same disclosure, accounting and financial reporting standards and practices as U.S. issuers; (iv) limited markets – e.g., the securities of certain foreign issuers may be less liquid (harder to sell) and more volatile; and (v) currency exchange rate fluctuations and policies (e.g., fluctuations may negatively affect investments denominated in foreign currencies and any income received or expenses paid by the Fund in that foreign currency).

**Geographic Focus** Because the Fund invests its assets primarily in companies in a specific country and region, the Fund is subject to greater risks of adverse developments in that country, region and/or the surrounding regions than a fund that is more broadly diversified geographically. Political, social or economic disruptions in the country or region, even in countries in which the Fund is not invested, may adversely affect the value of investments held by the Fund. Current uncertainty concerning the economic consequences of the January 31, 2020 departure of the United Kingdom from the European Union (EU) may increase market volatility.

Italy's economy has been characterized by slow growth over the past few decades due to factors such as high unemployment and tax rates, a rigid labor market and regional disparities in economic conditions. The Italian government has experienced significant budget deficits and high levels of public debt, causing credit agencies to lower Italy's sovereign debt rating. The Italian economy is also heavily dependent on trade with other European countries and may be impacted by changes to the economic health of key trading partners.

**Depository Receipts** Depository receipts are subject to many of the risks of the underlying securities. For some depository receipts, the custodian or similar financial institution that holds the issuer's shares in a trust account is located in the issuer's home country. In these cases if the issuer's home country does not have developed financial markets, the Fund could be exposed to the credit risk of the custodian or financial institution and greater market risk. In addition, the depository institution may not have physical custody of the underlying securities at all times and may charge fees for various services. The Fund may experience delays in receiving its dividend and interest payments or exercising rights as a shareholder. There may be an increased possibility of untimely responses to certain corporate actions of the issuer in an unsponsored depository receipt program. Accordingly, there may be less information available regarding issuers of securities underlying

unsponsored programs and there may not be a correlation between this information and the market value of the depositary receipts.

**Calculation Methodology** FTSE Russell relies on various sources of information to assess the criteria of issuers included in the FTSE Italy Capped Index, including information that may be based on assumptions and estimates. Neither the Fund nor the investment manager can offer assurances that FTSE Russell's calculation methodology or sources of information will provide an accurate assessment of included issuers or that the included issuers will provide the Fund with the market exposure it seeks.

**Index-Related** There is no assurance that the FTSE Italy Capped Index will be determined, composed or calculated accurately. While FTSE Russell provides descriptions of what the FTSE Italy Capped Index is designed to achieve, FTSE Russell does not guarantee the quality, accuracy or completeness of data in respect of its indices, and does not guarantee that the FTSE Italy Capped Index will be in line with the described index methodology. Gains, losses or costs to the Fund caused by errors in the FTSE Italy Capped Index may therefore be borne by the Fund and its shareholders.

**Non-Correlation** There is no guarantee that the Fund will achieve a high degree of correlation to the FTSE Italy Capped Index and therefore achieve its investment goal. Market disruptions and regulatory restrictions could have an adverse effect on the Fund's ability to adjust its exposure to the required levels in order to track the FTSE Italy Capped Index. In addition, the Fund's NAV may deviate from the FTSE Italy Capped Index if the Fund fair values a portfolio security at a price other than the price used by the FTSE Italy Capped Index for that security. To the extent that the investment manager uses a representative sampling strategy, the Fund may not track the return of the FTSE Italy Capped Index as well as it would have if the Fund held all of the securities in the FTSE Italy Capped Index.

**Tracking Error** Tracking error is the divergence of the Fund's performance from that of the FTSE Italy Capped Index. Tracking error may occur because of differences between the securities held in the Fund's portfolio and those included in the FTSE Italy Capped Index, pricing differences (including differences between a security's price at the local market close and the Fund's valuation of a security at the time of calculation of the Fund's NAV), transaction costs, the Fund's holding of cash, differences in timing of the accrual of dividends or interest, tax gains or losses, changes to the FTSE Italy Capped Index or the need to meet various new or existing regulatory requirements. This risk may be heightened during times of increased market volatility or other unusual market conditions. Tracking error also may result because the Fund incurs fees and expenses, while the FTSE Italy Capped Index does not.

**Market Trading** The Fund faces numerous market trading risks, including the potential lack of an active market for Fund shares, losses from trading in secondary markets, periods of high volatility and disruption in the creation/redemption process of the Fund. Any of these factors, among others, may lead to the Fund's shares trading at a premium or discount to NAV. Thus, you may pay more (or less) than NAV when you buy shares of the Fund in the secondary market, and you may receive less (or more) than NAV when you sell those shares in the secondary market. The investment manager cannot predict whether shares will trade above (premium), below (discount) or at NAV.

**Concentration** To the extent the Fund concentrates in a specific industry, a group of industries, sector or type of investment, the Fund will carry much greater risks of adverse developments and price movements in such industries, sectors or investments than a fund that invests in a wider variety of industries, sectors or investments. There is also the risk that the Fund will perform poorly during a slump in demand for securities of companies in such industries or sectors.

The Fund may focus in the financial services sector. Financial services companies are subject to extensive government regulation that may affect their profitability in many ways, including by limiting the amount and types of loans and other commitments they can make, and the interest rates and fees they can charge. A financial services company's profitability, and therefore its stock prices, is especially sensitive to interest rate changes as well as the ability of borrowers to repay their loans. Changing regulations, continuing consolidations, and development of new products and structures all are likely to have a significant impact on financial services companies.

**Non-Diversification** Because the Fund is non-diversified, it may be more sensitive to economic, business, political or other changes affecting individual issuers or investments than a diversified fund, which may negatively impact the Fund's performance and result in greater fluctuation in the value of the Fund's shares.

**Mid Capitalization Companies** Securities issued by mid capitalization companies may be more volatile in price than those of larger companies, involve substantial risks and should be considered speculative. Such risks may include greater sensitivity to economic conditions, less certain growth prospects, lack of depth of management and funds for growth and development, and limited or less developed product lines and markets. In addition, mid capitalization companies may be particularly affected by interest rate increases, as they may find it more difficult to borrow money to continue or expand operations, or may have difficulty in repaying any loans.

**Passive Investment** Unlike many investment companies, the Fund is not actively managed and the investment manager does not attempt to take defensive positions under any market conditions, including declining markets. Therefore, the

investment manager would not necessarily buy or sell a security unless that security is added or removed, respectively, from the FTSE Italy Capped Index, even if that security generally is underperforming.

**International Closed Market Trading** To the extent that the underlying securities held by the Fund trade on an exchange that is closed when the securities exchange on which the Fund shares list and trade is open, there may be market uncertainty about the stale security pricing (i.e., the last quote from its closed foreign market) resulting in premiums or discounts to NAV that may be greater than those experienced by other ETFs.

**Authorized Participant Concentration** Only an authorized participant (Authorized Participant) may engage in creation or redemption transactions directly with the Fund. The Fund has a limited number of institutions that act as Authorized Participants. To the extent that these institutions exit the business or are unable to proceed with creation and/or redemption orders with respect to the Fund and no other Authorized Participant is able to step forward to create or redeem Creation Units (as defined below), Fund shares may trade at a discount to NAV and possibly face trading halts and/or delisting. This risk may be more pronounced in volatile markets, potentially where there are significant redemptions in ETFs generally.

**Small Fund** When the Fund's size is small, the Fund may experience low trading volume and wide bid/ask spreads. In addition, the Fund may face the risk of being delisted if the Fund does not meet certain conditions of the listing exchange.

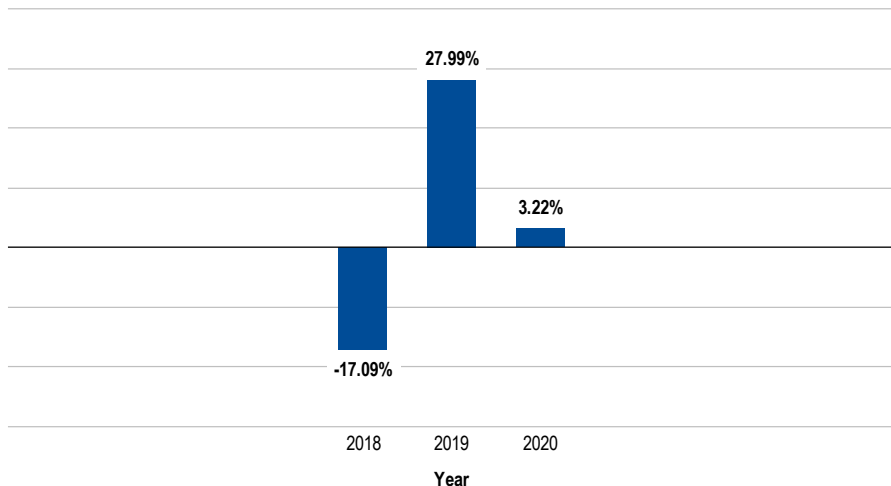
**Large Shareholder** Certain shareholders, including other funds or accounts advised by the investment manager or an affiliate of the investment manager, may from time to time own a substantial amount of the Fund's shares. In addition, a third-party investor, the investment manager or an affiliate of the investment manager, an authorized participant, a lead market maker, or another entity may invest in the Fund and hold its investment for a limited period of time solely to facilitate commencement of the Fund or to facilitate the Fund's achieving a specified size or scale. There can be no assurance that any large shareholder would not redeem its investment, that the size of the Fund would be maintained at such levels or that the Fund would continue to meet applicable listing requirements. Redemptions by large shareholders could have a significant negative impact on the Fund. In addition, transactions by large shareholders may account for a large percentage of the trading volume on the listing exchange and may, therefore, have a material upward or downward effect on the market price of the shares.

## Performance

The following bar chart and table provide some indication of the risks of investing in the Fund. The bar chart shows changes in the Fund's performance from year to year. The table shows how the Fund's average annual returns for 1 year, 5 years,

10 years or since inception, as applicable, compared with those of the Fund's underlying index. The Fund's past performance (before and after taxes) is not necessarily an indication of how the Fund will perform in the future. You can obtain updated performance information at [franklintempleton.com](http://franklintempleton.com) or by calling (800) DIAL BEN/342-5236.

## Annual Total Returns



Best Quarter:	Q4' 2020	21.48%
Worst Quarter:	Q1' 2020	-29.08%

As of June 30, 2021, the Fund's year-to-date return was 10.46%.

## Average Annual Total Returns

For periods ended December 31, 2020

	1 Year	Since Inception
<b>Franklin FTSE Italy ETF</b>		
Return before taxes	3.22%	2.28% <sup>1</sup>
Return after taxes on distributions	2.52%	1.26% <sup>1</sup>
Return after taxes on distributions and sale of Fund shares	2.21%	1.38% <sup>1</sup>
FTSE Italy Capped Index (index reflects no deduction for fees, expenses or taxes)	3.07%	2.04% <sup>1</sup>

<sup>1</sup> Since inception November 2, 2017.

The after-tax returns are calculated using the historical highest individual federal marginal income tax rates and do not reflect the impact of state and local taxes. Actual after-tax returns depend on an investor's tax situation and may differ from those shown. After-tax returns are not relevant to investors who hold their Fund

shares through tax-deferred arrangements, such as 401(k) plans or individual retirement accounts.

## Investment Manager

Franklin Advisory Services, LLC (Advisory Services)

## Portfolio Managers

### **Dina Ting, CFA**

Senior Vice President of Advisory Services and portfolio manager of the Fund since inception (2017).

### **Hailey Harris**

Vice President of Advisory Services and portfolio manager of the Fund since 2019.

## Purchase and Sale of Fund Shares

The Fund is an ETF. Fund shares may only be purchased and sold on a national securities exchange through a broker-dealer. The price of Fund shares is based on market price, and because ETF shares trade at market prices rather than NAV, shares may trade at a price greater than NAV (a premium) or less than NAV (a discount). The Fund issues or redeems shares that have been aggregated into blocks of 50,000 shares or multiples thereof (Creation Units) to Authorized Participants who have entered into agreements with the Fund's distributor, Franklin Distributors, LLC. The Fund will generally issue or redeem Creation Units in exchange for a basket of securities (and an amount of cash) that the Fund specifies each day.

An investor may incur costs attributable to the difference between the highest price a buyer is willing to pay to purchase shares of the Fund (bid) and the lowest price a seller is willing to accept for shares of the Fund (ask) when buying or selling shares in the secondary market (the "bid-ask spread"). Recent information, including information on the Fund's NAV, market price, premiums and discounts, and bid-ask spreads is available on the Fund's website at <https://www.franklintempleton.com/investor/investments-and-solutions/investment-options/etfs/>.

## Taxes

The Fund's distributions are generally taxable to you as ordinary income, capital gains, or some combination of both, unless you are investing through a tax-deferred arrangement, such as a 401(k) plan or an individual retirement account, in which case your distributions would generally be taxed when withdrawn from the tax-deferred account.

## Payments to Broker-Dealers and Other Financial Intermediaries

If you purchase shares of the Fund through a broker-dealer or other financial intermediary (such as a bank), the investment manager or other related companies may pay the intermediary for certain Fund-related activities, including those that are designed to make the intermediary more knowledgeable about exchange traded products, such as the Fund, as well as for marketing, education or other initiatives related to the sale or promotion of Fund shares. These payments may create a conflict of interest by influencing the broker-dealer or other intermediary and your salesperson to recommend the Fund over another investment. Ask your salesperson or visit your financial intermediary's website for more information.



FLJP

## Franklin FTSE Japan ETF

### Investment Goal

To seek to provide investment results that closely correspond, before fees and expenses, to the performance of the FTSE Japan RIC Capped Index (the FTSE Japan Capped Index).

### Fees and Expenses of the Fund

The following table describes the fees and expenses that you will incur if you buy, hold and sell shares of the Fund. You may also incur other fees, such as usual and customary brokerage commissions and other fees to financial intermediaries, which are not reflected in the table and the Example that follows.

#### Annual Fund Operating Expenses

(expenses that you pay each year as a percentage of the value of your investment)

Management fees	0.09%
Distribution and/or service (12b-1) fees	None
Other expenses	None
<b>Total annual Fund operating expenses</b>	<b>0.09%</b>

### Example

This Example is intended to help you compare the cost of investing in the Fund with the cost of investing in other funds. The Example assumes that you invest \$10,000 in the Fund for the time periods indicated and then sell all of your shares at the end of the period. The Example also assumes that your investment has a 5% return each year and that the Fund's operating expenses remain the same. Although your actual costs may be higher or lower, based on these assumptions your costs would be:

	1 Year	3 Years	5 Years	10 Years
	\$9	\$29	\$51	\$115

### Portfolio Turnover

The Fund pays transaction costs, such as commissions, when it buys and sells securities (or "turns over" its portfolio). A higher portfolio turnover rate may indicate higher transaction costs and may result in higher taxes when Fund shares are held

in a taxable account. These costs, which are not reflected in annual Fund operating expenses or in the Example, affect the Fund's performance. During the most recent fiscal year, the Fund's portfolio turnover rate was 5.76% of the average value of its portfolio.

## Principal Investment Strategies

Under normal market conditions, the Fund invests at least 80% of its assets in the component securities of the FTSE Japan Capped Index and in depositary receipts representing such securities. The FTSE Japan Capped Index is a free float-adjusted market capitalization weighted index maintained and calculated by FTSE Russell with a capping methodology applied quarterly to issuer weights so that no single issuer of a component exceeds 25% of the FTSE Japan Capped Index weight, and all issuers with weights above 5% do not cumulatively exceed 50% of the FTSE Japan Capped Index's weight. The FTSE Japan Capped Index is based on the FTSE Japan Index and is designed to measure the performance of Japanese large- and mid-capitalization stocks. FTSE Russell determines eligible securities for the FTSE Japan Capped Index based on measures such as the company's place of incorporation, listing country, investor protection regulations present in the country of incorporation, tax domicile, location of headquarters/factors of production and currency of denomination. As of May 31, 2021, the FTSE Japan Capped Index was comprised of 507 securities with capitalizations ranging from \$1.18 billion to \$232.96 billion.

The Fund, using a "passive" or indexing investment approach, seeks investment results that closely correspond, before fees and expenses, to the performance of the FTSE Japan Capped Index. The investment manager seeks to achieve, over time, a correlation between the Fund's performance, before fees and expenses, and that of the FTSE Japan Capped Index of 0.95 or better. A figure of 1.00 would indicate perfect correlation. The Fund may use either a replication strategy or representative sampling strategy. Under a replication strategy, the Fund will replicate the component securities of the FTSE Japan Capped Index as closely as possible (i.e., invest in all of the component securities in their respective weightings in the FTSE Japan Capped Index). However, under various circumstances, it may not be possible or practicable to replicate the FTSE Japan Capped Index. In these circumstances, the Fund may use a "representative sampling" strategy whereby the Fund would invest in what it believes to be a representative sample of the component securities of the FTSE Japan Capped Index, but may not track the FTSE Japan Capped Index with the same degree of accuracy as would an investment vehicle replicating the entire FTSE Japan Capped Index. Under the representative sampling technique, the investment manager will select securities that collectively have an investment profile similar to that of the FTSE Japan Capped Index, including securities that resemble those included in the FTSE Japan

Capped Index in terms of risk factors, performance attributes and other characteristics, such as market capitalization and industry weightings.

The Fund will concentrate its investments (i.e., hold 25% or more of its net assets) in a particular industry or group of industries to approximately the same extent that the FTSE Japan Capped Index is concentrated.

## Principal Risks

You could lose money by investing in the Fund. Exchange-traded fund (ETF) shares are not deposits or obligations of, or guaranteed or endorsed by, any bank, and are not insured by the Federal Deposit Insurance Corporation, the Federal Reserve Board, or any other agency of the U.S. government. The Fund is subject to the principal risks noted below, any of which may adversely affect the Fund's net asset value (NAV), trading price, yield, total return and ability to meet its investment goal.

**Market** The market values of securities or other investments owned by the Fund will go up or down, sometimes rapidly or unpredictably. The market value of a security or other investment may be reduced by market activity or other results of supply and demand unrelated to the issuer. This is a basic risk associated with all investments. When there are more sellers than buyers, prices tend to fall. Likewise, when there are more buyers than sellers, prices tend to rise.

The current global outbreak of the novel strain of coronavirus, COVID-19, has resulted in market closures and dislocations, extreme volatility, liquidity constraints and increased trading costs. Efforts to contain the spread of COVID-19 have resulted in global travel restrictions and disruptions of healthcare systems, business operations and supply chains, layoffs, reduced consumer demand, defaults and credit ratings downgrades, and other significant economic impacts. The effects of COVID-19 have impacted global economic activity across many industries and may heighten other pre-existing political, social and economic risks, locally or globally. The full impact of the COVID-19 pandemic is unpredictable and may adversely affect the Fund's performance.

Stock prices tend to go up and down more dramatically than those of debt securities. A slower-growth or recessionary economic environment could have an adverse effect on the prices of the various stocks held by the Fund.

**Foreign Securities (non-U.S.)** Investing in foreign securities typically involves more risks than investing in U.S. securities, and includes risks associated with: (i) internal and external political and economic developments – e.g., the political, economic and social policies and structures of some foreign countries may be less stable and more volatile than those in the U.S. or some foreign countries may be subject to trading restrictions or economic sanctions; (ii) trading practices – e.g., government supervision and regulation of foreign securities and currency markets,

trading systems and brokers may be less than in the U.S.; (iii) availability of information – e.g., foreign issuers may not be subject to the same disclosure, accounting and financial reporting standards and practices as U.S. issuers; (iv) limited markets – e.g., the securities of certain foreign issuers may be less liquid (harder to sell) and more volatile; and (v) currency exchange rate fluctuations and policies (e.g., fluctuations may negatively affect investments denominated in foreign currencies and any income received or expenses paid by the Fund in that foreign currency).

**Geographic Focus** Because the Fund invests its assets primarily in companies in a specific country and region, the Fund is subject to greater risks of adverse developments in that country, region and/or the surrounding regions than a fund that is more broadly diversified geographically. Political, social or economic disruptions in the country or region, even in countries in which the Fund is not invested, may adversely affect the value of investments held by the Fund.

Japan's economy may be subject to considerable degrees of economic, political and social instability, which could have a negative impact on Japanese securities. The Japanese economy is heavily dependent on international trade and consistent government policy supporting its export market. Changes in governmental regulations on trade, decreasing imports or exports, and/or an economic recession in Japan may cause the value of the Fund's investments to decline. Downturns in the economies of key trading partners such as the United States, China and/or countries in Southeast Asia, including economic, political or social instability in such countries, could also have a negative impact on the Japanese economy as a whole. Currency fluctuations may also adversely impact the Japanese economy, including its export market. In addition, Japan's labor market is adapting to an aging workforce, declining population, and demand for increased labor mobility. These demographic shifts and fundamental structural changes to the labor market may negatively impact Japan's economic competitiveness. Japan is also subject to the risk of natural disasters, such as earthquakes, volcanic eruptions, typhoons and tsunamis, which could significantly disrupt economic activity and negatively affect the Fund.

**Depository Receipts** Depository receipts are subject to many of the risks of the underlying securities. For some depository receipts, the custodian or similar financial institution that holds the issuer's shares in a trust account is located in the issuer's home country. In these cases if the issuer's home country does not have developed financial markets, the Fund could be exposed to the credit risk of the custodian or financial institution and greater market risk. In addition, the depository institution may not have physical custody of the underlying securities at all times and may charge fees for various services. The Fund may experience delays in receiving its dividend and interest payments or exercising rights as a shareholder. There may be an increased possibility of untimely responses to certain corporate

actions of the issuer in an unsponsored depositary receipt program. Accordingly, there may be less information available regarding issuers of securities underlying unsponsored programs and there may not be a correlation between this information and the market value of the depositary receipts.

**Calculation Methodology** FTSE Russell relies on various sources of information to assess the criteria of issuers included in the FTSE Japan Capped Index, including information that may be based on assumptions and estimates. Neither the Fund nor the investment manager can offer assurances that FTSE Russell's calculation methodology or sources of information will provide an accurate assessment of included issuers or that the included issuers will provide the Fund with the market exposure it seeks.

**Index-Related** There is no assurance that the FTSE Japan Capped Index will be determined, composed or calculated accurately. While FTSE Russell provides descriptions of what the FTSE Japan Capped Index is designed to achieve, FTSE Russell does not guarantee the quality, accuracy or completeness of data in respect of its indices, and does not guarantee that the FTSE Japan Capped Index will be in line with the described index methodology. Gains, losses or costs to the Fund caused by errors in the FTSE Japan Capped Index may therefore be borne by the Fund and its shareholders.

**Non-Correlation** There is no guarantee that the Fund will achieve a high degree of correlation to the FTSE Japan Capped Index and therefore achieve its investment goal. Market disruptions and regulatory restrictions could have an adverse effect on the Fund's ability to adjust its exposure to the required levels in order to track the FTSE Japan Capped Index. In addition, the Fund's NAV may deviate from the FTSE Japan Capped Index if the Fund fair values a portfolio security at a price other than the price used by the FTSE Japan Capped Index for that security. To the extent that the investment manager uses a representative sampling strategy, the Fund may not track the return of the FTSE Japan Capped Index as well as it would have if the Fund held all of the securities in the FTSE Japan Capped Index.

**Tracking Error** Tracking error is the divergence of the Fund's performance from that of the FTSE Japan Capped Index. Tracking error may occur because of differences between the securities held in the Fund's portfolio and those included in the FTSE Japan Capped Index, pricing differences (including differences between a security's price at the local market close and the Fund's valuation of a security at the time of calculation of the Fund's NAV), transaction costs, the Fund's holding of cash, differences in timing of the accrual of dividends or interest, tax gains or losses, changes to the FTSE Japan Capped Index or the need to meet various new or existing regulatory requirements. This risk may be heightened during times of increased market volatility or other unusual market conditions. Tracking error also

may result because the Fund incurs fees and expenses, while the FTSE Japan Capped Index does not.

**Market Trading** The Fund faces numerous market trading risks, including the potential lack of an active market for Fund shares, losses from trading in secondary markets, periods of high volatility and disruption in the creation/redemption process of the Fund. Any of these factors, among others, may lead to the Fund's shares trading at a premium or discount to NAV. Thus, you may pay more (or less) than NAV when you buy shares of the Fund in the secondary market, and you may receive less (or more) than NAV when you sell those shares in the secondary market. The investment manager cannot predict whether shares will trade above (premium), below (discount) or at NAV.

**Concentration** To the extent the Fund concentrates in a specific industry, a group of industries, sector or type of investment, the Fund will carry much greater risks of adverse developments and price movements in such industries, sectors or investments than a fund that invests in a wider variety of industries, sectors or investments. There is also the risk that the Fund will perform poorly during a slump in demand for securities of companies in such industries or sectors.

**Mid Capitalization Companies** Securities issued by mid capitalization companies may be more volatile in price than those of larger companies, involve substantial risks and should be considered speculative. Such risks may include greater sensitivity to economic conditions, less certain growth prospects, lack of depth of management and funds for growth and development, and limited or less developed product lines and markets. In addition, mid capitalization companies may be particularly affected by interest rate increases, as they may find it more difficult to borrow money to continue or expand operations, or may have difficulty in repaying any loans.

**Passive Investment** Unlike many investment companies, the Fund is not actively managed and the investment manager does not attempt to take defensive positions under any market conditions, including declining markets. Therefore, the investment manager would not necessarily buy or sell a security unless that security is added or removed, respectively, from the FTSE Japan Capped Index, even if that security generally is underperforming.

**International Closed Market Trading** To the extent that the underlying securities held by the Fund trade on an exchange that is closed when the securities exchange on which the Fund shares list and trade is open, there may be market uncertainty about the stale security pricing (i.e., the last quote from its closed foreign market) resulting in premiums or discounts to NAV that may be greater than those experienced by other ETFs.

**Authorized Participant Concentration** Only an authorized participant (Authorized Participant) may engage in creation or redemption transactions directly with the

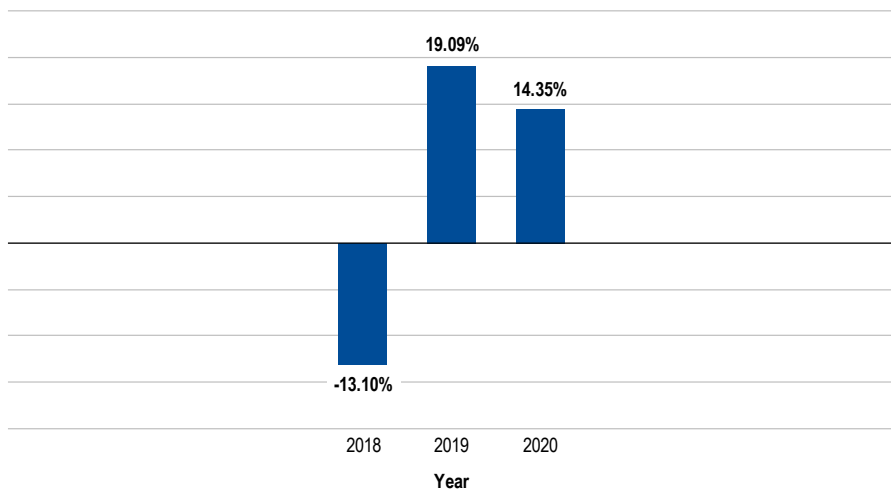
Fund. The Fund has a limited number of institutions that act as Authorized Participants. To the extent that these institutions exit the business or are unable to proceed with creation and/or redemption orders with respect to the Fund and no other Authorized Participant is able to step forward to create or redeem Creation Units (as defined below), Fund shares may trade at a discount to NAV and possibly face trading halts and/or delisting. This risk may be more pronounced in volatile markets, potentially where there are significant redemptions in ETFs generally.

**Large Shareholder** Certain shareholders, including other funds or accounts advised by the investment manager or an affiliate of the investment manager, may from time to time own a substantial amount of the Fund's shares. In addition, a third-party investor, the investment manager or an affiliate of the investment manager, an authorized participant, a lead market maker, or another entity may invest in the Fund and hold its investment for a limited period of time solely to facilitate commencement of the Fund or to facilitate the Fund's achieving a specified size or scale. There can be no assurance that any large shareholder would not redeem its investment, that the size of the Fund would be maintained at such levels or that the Fund would continue to meet applicable listing requirements. Redemptions by large shareholders could have a significant negative impact on the Fund. In addition, transactions by large shareholders may account for a large percentage of the trading volume on the listing exchange and may, therefore, have a material upward or downward effect on the market price of the shares.

## Performance

The following bar chart and table provide some indication of the risks of investing in the Fund. The bar chart shows changes in the Fund's performance from year to year. The table shows how the Fund's average annual returns for 1 year, 5 years, 10 years or since inception, as applicable, compared with those of the Fund's underlying index. The Fund's past performance (before and after taxes) is not necessarily an indication of how the Fund will perform in the future. You can obtain updated performance information at [franklintempleton.com](http://franklintempleton.com) or by calling (800) DIAL BEN/342-5236.

## Annual Total Returns



Best Quarter:	Q4' 2020	14.87%
Worst Quarter:	Q1' 2020	-16.81%

As of June 30, 2021, the Fund's year-to-date return was 1.57%.

## Average Annual Total Returns

For periods ended December 31, 2020

	1 Year	Since Inception
<b>Franklin FTSE Japan ETF</b>		
Return before taxes	14.35%	6.19% <sup>1</sup>
Return after taxes on distributions	13.58%	5.51% <sup>1</sup>
Return after taxes on distributions and sale of Fund shares	8.45%	4.49% <sup>1</sup>
FTSE Japan Capped Index (index reflects no deduction for fees, expenses or taxes)	14.19%	6.08% <sup>1</sup>

<sup>1</sup> Since inception November 2, 2017.

The after-tax returns are calculated using the historical highest individual federal marginal income tax rates and do not reflect the impact of state and local taxes. Actual after-tax returns depend on an investor's tax situation and may differ from those shown. After-tax returns are not relevant to investors who hold their Fund shares through tax-deferred arrangements, such as 401(k) plans or individual retirement accounts.

## Investment Manager

Franklin Advisory Services, LLC (Advisory Services)



## Portfolio Managers

### **Dina Ting, CFA**

Senior Vice President of Advisory Services and portfolio manager of the Fund since inception (2017).

### **Hailey Harris**

Vice President of Advisory Services and portfolio manager of the Fund since 2019.

## Purchase and Sale of Fund Shares

The Fund is an ETF. Fund shares may only be purchased and sold on a national securities exchange through a broker-dealer. The price of Fund shares is based on market price, and because ETF shares trade at market prices rather than NAV, shares may trade at a price greater than NAV (a premium) or less than NAV (a discount). The Fund issues or redeems shares that have been aggregated into blocks of 600,000 shares or multiples thereof (Creation Units) to Authorized Participants who have entered into agreements with the Fund's distributor, Franklin Distributors, LLC. The Fund will generally issue or redeem Creation Units in exchange for a basket of securities (and an amount of cash) that the Fund specifies each day.

An investor may incur costs attributable to the difference between the highest price a buyer is willing to pay to purchase shares of the Fund (bid) and the lowest price a seller is willing to accept for shares of the Fund (ask) when buying or selling shares in the secondary market (the "bid-ask spread"). Recent information, including information on the Fund's NAV, market price, premiums and discounts, and bid-ask spreads is available on the Fund's website at <https://www.franklintempleton.com/investor/investments-and-solutions/investment-options/etfs/>.

## Taxes

The Fund's distributions are generally taxable to you as ordinary income, capital gains, or some combination of both, unless you are investing through a tax-deferred arrangement, such as a 401(k) plan or an individual retirement account, in which case your distributions would generally be taxed when withdrawn from the tax-deferred account.

## Payments to Broker-Dealers and Other Financial Intermediaries

If you purchase shares of the Fund through a broker-dealer or other financial intermediary (such as a bank), the investment manager or other related companies may pay the intermediary for certain Fund-related activities, including those that are designed to make the intermediary more knowledgeable about exchange traded products, such as the Fund, as well as for marketing, education or other initiatives

related to the sale or promotion of Fund shares. These payments may create a conflict of interest by influencing the broker-dealer or other intermediary and your salesperson to recommend the Fund over another investment. Ask your salesperson or visit your financial intermediary's website for more information.

FLLA

## Franklin FTSE Latin America ETF

### Investment Goal

To seek to provide investment results that closely correspond, before fees and expenses, to the performance of the FTSE Latin America RIC Capped Index (the FTSE Latin America Capped Index).

### Fees and Expenses of the Fund

The following table describes the fees and expenses that you will incur if you buy, hold and sell shares of the Fund. You may also incur other fees, such as usual and customary brokerage commissions and other fees to financial intermediaries, which are not reflected in the table and the Example that follows.

#### Annual Fund Operating Expenses

(expenses that you pay each year as a percentage of the value of your investment)

Management fees	0.19%
Distribution and/or service (12b-1) fees	None
Other expenses	None
<b>Total annual Fund operating expenses</b>	<b>0.19%</b>

### Example

This Example is intended to help you compare the cost of investing in the Fund with the cost of investing in other funds. The Example assumes that you invest \$10,000 in the Fund for the time periods indicated and then sell all of your shares at the end of the period. The Example also assumes that your investment has a 5% return each year and that the Fund's operating expenses remain the same. Although your actual costs may be higher or lower, based on these assumptions your costs would be:

	1 Year	3 Years	5 Years	10 Years
	\$19	\$61	\$107	\$243

### Portfolio Turnover

The Fund pays transaction costs, such as commissions, when it buys and sells securities (or "turns over" its portfolio). A higher portfolio turnover rate may indicate higher transaction costs and may result in higher taxes when Fund shares are held

in a taxable account. These costs, which are not reflected in annual Fund operating expenses or in the Example, affect the Fund's performance. During the most recent fiscal year, the Fund's portfolio turnover rate was 10.21% of the average value of its portfolio.

## Principal Investment Strategies

Under normal market conditions, the Fund invests at least 80% of its assets in the component securities of the FTSE Latin America Capped Index and in depositary receipts representing such securities. The FTSE Latin America Capped Index is a free float-adjusted market capitalization weighted index maintained and calculated by FTSE Russell with a capping methodology applied quarterly to issuer weights so that no single issuer of a component exceeds 25% of the FTSE Latin America Capped Index weight, and all issuers with weights above 5% do not cumulatively exceed 50% of the FTSE Latin America Capped Index's weight. The FTSE Latin America Capped Index is based on the FTSE Latin America Index and is designed to measure the performance of Latin American large- and mid-capitalization stocks. FTSE Russell determines eligible securities for the FTSE Latin America Capped Index based on measures such as the company's place of incorporation, listing country, investor protection regulations present in the country of incorporation, tax domicile, location of headquarters/factors of production and currency of denomination. As of May 31, 2021, the FTSE Latin America Capped Index was comprised of 162 securities with capitalizations ranging from \$155 million to \$112.22 billion.

The Fund, using a "passive" or indexing investment approach, seeks investment results that closely correspond, before fees and expenses, to the performance of the FTSE Latin America Capped Index. The investment manager seeks to achieve, over time, a correlation between the Fund's performance, before fees and expenses, and that of the FTSE Latin America Capped Index of 0.95 or better. A figure of 1.00 would indicate perfect correlation. The Fund may use either a replication strategy or representative sampling strategy. Under a replication strategy, the Fund will replicate the component securities of the FTSE Latin America Capped Index as closely as possible (i.e., invest in all of the component securities in their respective weightings in the FTSE Latin America Capped Index). However, under various circumstances, it may not be possible or practicable to replicate the FTSE Latin America Capped Index. In these circumstances, the Fund may use a "representative sampling" strategy whereby the Fund would invest in what it believes to be a representative sample of the component securities of the FTSE Latin America Capped Index, but may not track the FTSE Latin America Capped Index with the same degree of accuracy as would an investment vehicle replicating the entire FTSE Latin America Capped Index. Under the representative sampling technique, the investment manager will select securities that collectively have an investment profile similar to that of the FTSE Latin America Capped Index,

including securities that resemble those included in the FTSE Latin America Capped Index in terms of risk factors, performance attributes and other characteristics, such as market capitalization and industry weightings.

The Fund will concentrate its investments (i.e., hold 25% or more of its net assets) in a particular industry or group of industries to approximately the same extent that the FTSE Latin America Capped Index is concentrated.

The Fund intends to be diversified in approximately the same proportion as the FTSE Latin America Capped Index is diversified. The Fund may become “non-diversified,” as defined in the 1940 Act, solely as a result of a change in relative market capitalization or index weighting of one or more constituents of the FTSE Latin America Capped Index. A “non-diversified” fund generally invests a greater proportion of its assets in the securities of one or more issuers and invests overall in a smaller number of issuers than a diversified fund. Shareholder approval will not be sought if the Fund becomes non-diversified due solely to a change in the relative market capitalization or index weighting of one or more constituents of the FTSE Latin America Capped Index.

## Principal Risks

You could lose money by investing in the Fund. Exchange-traded fund (ETF) shares are not deposits or obligations of, or guaranteed or endorsed by, any bank, and are not insured by the Federal Deposit Insurance Corporation, the Federal Reserve Board, or any other agency of the U.S. government. The Fund is subject to the principal risks noted below, any of which may adversely affect the Fund’s net asset value (NAV), trading price, yield, total return and ability to meet its investment goal.

**Market** The market values of securities or other investments owned by the Fund will go up or down, sometimes rapidly or unpredictably. The market value of a security or other investment may be reduced by market activity or other results of supply and demand unrelated to the issuer. This is a basic risk associated with all investments. When there are more sellers than buyers, prices tend to fall. Likewise, when there are more buyers than sellers, prices tend to rise.

The current global outbreak of the novel strain of coronavirus, COVID-19, has resulted in market closures and dislocations, extreme volatility, liquidity constraints and increased trading costs. Efforts to contain the spread of COVID-19 have resulted in global travel restrictions and disruptions of healthcare systems, business operations and supply chains, layoffs, reduced consumer demand, defaults and credit ratings downgrades, and other significant economic impacts. The effects of COVID-19 have impacted global economic activity across many industries and may heighten other pre-existing political, social and economic risks,

locally or globally. The full impact of the COVID-19 pandemic is unpredictable and may adversely affect the Fund's performance.

Stock prices tend to go up and down more dramatically than those of debt securities. A slower-growth or recessionary economic environment could have an adverse effect on the prices of the various stocks held by the Fund.

**Foreign Securities (non-U.S.)** Investing in foreign securities typically involves more risks than investing in U.S. securities, and includes risks associated with: (i) internal and external political and economic developments – e.g., the political, economic and social policies and structures of some foreign countries may be less stable and more volatile than those in the U.S. or some foreign countries may be subject to trading restrictions or economic sanctions; (ii) trading practices – e.g., government supervision and regulation of foreign securities and currency markets, trading systems and brokers may be less than in the U.S.; (iii) availability of information – e.g., foreign issuers may not be subject to the same disclosure, accounting and financial reporting standards and practices as U.S. issuers; (iv) limited markets – e.g., the securities of certain foreign issuers may be less liquid (harder to sell) and more volatile; and (v) currency exchange rate fluctuations and policies (e.g., fluctuations may negatively affect investments denominated in foreign currencies and any income received or expenses paid by the Fund in that foreign currency). The risks of foreign investments may be greater in developing or emerging market countries.

**Emerging Market Countries** The Fund's investments in emerging market issuers are subject to all of the risks of foreign investing generally, and have additional heightened risks due to a lack of established legal, political, business and social frameworks to support securities markets, including: delays in settling portfolio securities transactions; currency and capital controls; greater sensitivity to interest rate changes; pervasiveness of corruption and crime; currency exchange rate volatility; and inflation, deflation or currency devaluation.

**Geographic Focus** Because the Fund invests its assets primarily in companies in a specific country and region, the Fund is subject to greater risks of adverse developments in that country, region and/or the surrounding regions than a fund that is more broadly diversified geographically. Political, social or economic disruptions in the country or region, even in countries in which the Fund is not invested, may adversely affect the value of investments held by the Fund.

Investments in securities of Latin American issuers involve risks that are specific to Latin America, including certain legal, regulatory, political and economic risks. Latin American economies are generally considered emerging markets and have experienced high interest rates, economic volatility, inflation, currency devaluations, government debt defaults and high unemployment rates. Certain Latin American countries have experienced periods of political and economic instability and social

unrest in the past. Currency devaluations in any one Latin American country can have a significant effect on the entire Latin American region. Because commodities such as oil and gas, minerals and metals represent a significant percentage of the region's exports, the economies of Latin American countries are particularly sensitive to fluctuations in commodity prices. International economic conditions, particularly those in the United States, Europe and Asia, as well as world prices for oil and other commodities may also influence the development of Latin American economies. A relatively small number of Latin American companies represents a large portion of Latin America's total market and thus may be more sensitive to adverse political or economic circumstances and market movements.

**Depository Receipts** Depository receipts are subject to many of the risks of the underlying securities. For some depository receipts, the custodian or similar financial institution that holds the issuer's shares in a trust account is located in the issuer's home country. In these cases if the issuer's home country does not have developed financial markets, the Fund could be exposed to the credit risk of the custodian or financial institution and greater market risk. In addition, the depository institution may not have physical custody of the underlying securities at all times and may charge fees for various services. The Fund may experience delays in receiving its dividend and interest payments or exercising rights as a shareholder. There may be an increased possibility of untimely responses to certain corporate actions of the issuer in an unsponsored depository receipt program. Accordingly, there may be less information available regarding issuers of securities underlying unsponsored programs and there may not be a correlation between this information and the market value of the depository receipts.

**Preferred Securities** Preferred securities are subject to general market and issuer-specific risks applicable to equity securities as well as certain risks associated with fixed income securities, including sensitivity to changes in interest rates. Preferred securities may be subordinated to bonds or other debt instruments in an issuer's capital structure, subjecting them to a greater risk of non-payment. The value of preferred securities is heavily dependent on the profitability and cash flows of the issuer and may decline substantially due to the omission or deferment of dividend payments. Preferred securities may be less liquid than other securities, such as common stocks, and generally do not provide voting rights with respect to the issuer.

**Calculation Methodology** FTSE Russell relies on various sources of information to assess the criteria of issuers included in the FTSE Latin America Capped Index, including information that may be based on assumptions and estimates. Neither the Fund nor the investment manager can offer assurances that FTSE Russell's calculation methodology or sources of information will provide an accurate assessment of included issuers or that the included issuers will provide the Fund with the market exposure it seeks.

**Index-Related** There is no assurance that the FTSE Latin America Capped Index will be determined, composed or calculated accurately. While FTSE Russell provides descriptions of what the FTSE Latin America Capped Index is designed to achieve, FTSE Russell does not guarantee the quality, accuracy or completeness of data in respect of its indices, and does not guarantee that the FTSE Latin America Capped Index will be in line with the described index methodology. Gains, losses or costs to the Fund caused by errors in the FTSE Latin America Capped Index may therefore be borne by the Fund and its shareholders.

**Non-Correlation** There is no guarantee that the Fund will achieve a high degree of correlation to the FTSE Latin America Capped Index and therefore achieve its investment goal. Market disruptions and regulatory restrictions could have an adverse effect on the Fund's ability to adjust its exposure to the required levels in order to track the FTSE Latin America Capped Index. In addition, the Fund's NAV may deviate from the FTSE Latin America Capped Index if the Fund fair values a portfolio security at a price other than the price used by the FTSE Latin America Capped Index for that security. To the extent that the investment manager uses a representative sampling strategy, the Fund may not track the return of the FTSE Latin America Capped Index as well as it would have if the Fund held all of the securities in the FTSE Latin America Capped Index.

**Tracking Error** Tracking error is the divergence of the Fund's performance from that of the FTSE Latin America Capped Index. Tracking error may occur because of differences between the securities held in the Fund's portfolio and those included in the FTSE Latin America Capped Index, pricing differences (including differences between a security's price at the local market close and the Fund's valuation of a security at the time of calculation of the Fund's NAV), transaction costs, the Fund's holding of cash, differences in timing of the accrual of dividends or interest, tax gains or losses, changes to the FTSE Latin America Capped Index or the need to meet various new or existing regulatory requirements. This risk may be heightened during times of increased market volatility or other unusual market conditions. Tracking error also may result because the Fund incurs fees and expenses, while the FTSE Latin America Capped Index does not.

**Market Trading** The Fund faces numerous market trading risks, including the potential lack of an active market for Fund shares, losses from trading in secondary markets, periods of high volatility and disruption in the creation/redemption process of the Fund. Any of these factors, among others, may lead to the Fund's shares trading at a premium or discount to NAV. Thus, you may pay more (or less) than NAV when you buy shares of the Fund in the secondary market, and you may receive less (or more) than NAV when you sell those shares in the secondary market. The investment manager cannot predict whether shares will trade above (premium), below (discount) or at NAV.



**Concentration** To the extent the Fund concentrates in a specific industry, a group of industries, sector or type of investment, the Fund will carry much greater risks of adverse developments and price movements in such industries, sectors or investments than a fund that invests in a wider variety of industries, sectors or investments. There is also the risk that the Fund will perform poorly during a slump in demand for securities of companies in such industries or sectors.

**Change in Diversification Status** In seeking to track the FTSE Latin America Capped Index, the Fund may become non-diversified as a result of a change in relative market capitalization or index weighting of one or more constituents of the FTSE Latin America Capped Index. In such circumstances, the Fund may be more sensitive to economic, business, political or other changes affecting individual issuers or investments than a diversified fund, which may negatively impact the Fund's performance and result in greater fluctuation in the value of the Fund's shares.

**Mid Capitalization Companies** Securities issued by mid capitalization companies may be more volatile in price than those of larger companies, involve substantial risks and should be considered speculative. Such risks may include greater sensitivity to economic conditions, less certain growth prospects, lack of depth of management and funds for growth and development, and limited or less developed product lines and markets. In addition, mid capitalization companies may be particularly affected by interest rate increases, as they may find it more difficult to borrow money to continue or expand operations, or may have difficulty in repaying any loans.

**Passive Investment** Unlike many investment companies, the Fund is not actively managed and the investment manager does not attempt to take defensive positions under any market conditions, including declining markets. Therefore, the investment manager would not necessarily buy or sell a security unless that security is added or removed, respectively, from the FTSE Latin America Capped Index, even if that security generally is underperforming.

**International Closed Market Trading** To the extent that the underlying securities held by the Fund trade on an exchange that is closed when the securities exchange on which the Fund shares list and trade is open, there may be market uncertainty about the stale security pricing (i.e., the last quote from its closed foreign market) resulting in premiums or discounts to NAV that may be greater than those experienced by other ETFs.

**Authorized Participant Concentration** Only an authorized participant (Authorized Participant) may engage in creation or redemption transactions directly with the Fund. The Fund has a limited number of institutions that act as Authorized Participants. To the extent that these institutions exit the business or are unable to proceed with creation and/or redemption orders with respect to the Fund and no

other Authorized Participant is able to step forward to create or redeem Creation Units (as defined below), Fund shares may trade at a discount to NAV and possibly face trading halts and/or delisting. This risk may be more pronounced in volatile markets, potentially where there are significant redemptions in ETFs generally.

**Cash Transactions** Unlike certain ETFs, the Fund expects to generally effect its creations and redemptions partially for cash, rather than for in-kind securities. Therefore, it may be required to sell portfolio securities and subsequently recognize gains on such sales that the Fund might not have recognized if it were to distribute portfolio securities in-kind. As such, investments in Fund shares may be less tax-efficient than an investment in an ETF that distributes portfolio securities entirely in-kind.

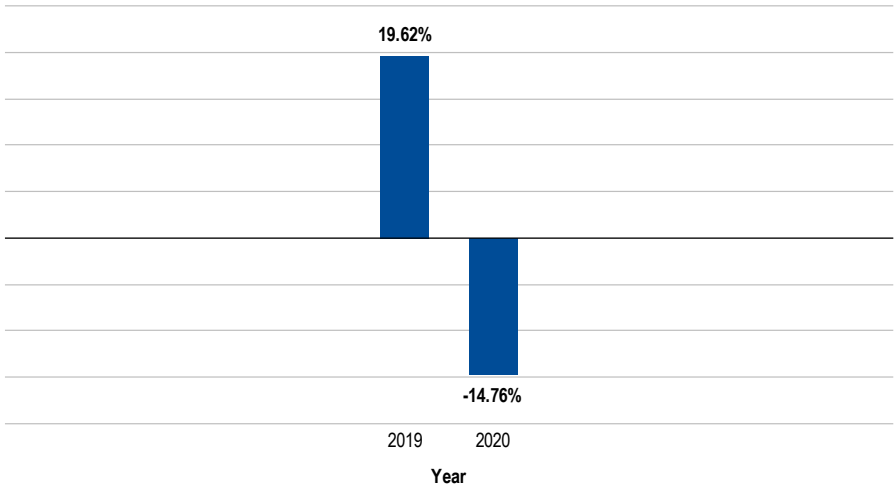
**Small Fund** When the Fund's size is small, the Fund may experience low trading volume and wide bid/ask spreads. In addition, the Fund may face the risk of being delisted if the Fund does not meet certain conditions of the listing exchange.

**Large Shareholder** Certain shareholders, including other funds or accounts advised by the investment manager or an affiliate of the investment manager, may from time to time own a substantial amount of the Fund's shares. In addition, a third-party investor, the investment manager or an affiliate of the investment manager, an authorized participant, a lead market maker, or another entity may invest in the Fund and hold its investment for a limited period of time solely to facilitate commencement of the Fund or to facilitate the Fund's achieving a specified size or scale. There can be no assurance that any large shareholder would not redeem its investment, that the size of the Fund would be maintained at such levels or that the Fund would continue to meet applicable listing requirements. Redemptions by large shareholders could have a significant negative impact on the Fund. In addition, transactions by large shareholders may account for a large percentage of the trading volume on the listing exchange and may, therefore, have a material upward or downward effect on the market price of the shares.

## Performance

The following bar chart and table provide some indication of the risks of investing in the Fund. The bar chart shows changes in the Fund's performance from year to year. The table shows how the Fund's average annual returns for 1 year, 5 years, 10 years or since inception, as applicable, compared with those of the Fund's underlying index. The Fund's past performance (before and after taxes) is not necessarily an indication of how the Fund will perform in the future. You can obtain updated performance information at [franklintempleton.com](http://franklintempleton.com) or by calling (800) DIAL BEN/342-5236.

## Annual Total Returns



Best Quarter:	Q4' 2020	34.86%
Worst Quarter:	Q1' 2020	-46.33%

As of June 30, 2021, the Fund's year-to-date return was 10.06%.

## Average Annual Total Returns

For periods ended December 31, 2020

	1 Year	Since Inception
<b>Franklin FTSE Latin America ETF</b>		
Return before taxes	-14.76%	-1.89% <sup>1</sup>
Return after taxes on distributions	-15.50%	-2.91% <sup>1</sup>
Return after taxes on distributions and sale of Fund shares	-8.73%	-1.81% <sup>1</sup>
FTSE Latin America Capped Index (index reflects no deduction for fees, expenses or taxes)	-14.61%	-1.77% <sup>1</sup>

<sup>1</sup> Since inception October 9, 2018.

The after-tax returns are calculated using the historical highest individual federal marginal income tax rates and do not reflect the impact of state and local taxes. Actual after-tax returns depend on an investor's tax situation and may differ from those shown. After-tax returns are not relevant to investors who hold their Fund shares through tax-deferred arrangements, such as 401(k) plans or individual retirement accounts.

## Investment Manager

Franklin Advisory Services, LLC (Advisory Services)

## Portfolio Managers

### **Dina Ting, CFA**

Senior Vice President of Advisory Services and portfolio manager of the Fund since inception (2018).

### **Hailey Harris**

Vice President of Advisory Services and portfolio manager of the Fund since 2019.

## Purchase and Sale of Fund Shares

The Fund is an ETF. Fund shares may only be purchased and sold on a national securities exchange through a broker-dealer. The price of Fund shares is based on market price, and because ETF shares trade at market prices rather than NAV, shares may trade at a price greater than NAV (a premium) or less than NAV (a discount). The Fund issues or redeems shares that have been aggregated into blocks of 100,000 shares or multiples thereof (Creation Units) to Authorized Participants who have entered into agreements with the Fund's distributor, Franklin Distributors, LLC. The Fund will generally issue or redeem Creation Units in exchange for a basket of securities (and an amount of cash) that the Fund specifies each day.

An investor may incur costs attributable to the difference between the highest price a buyer is willing to pay to purchase shares of the Fund (bid) and the lowest price a seller is willing to accept for shares of the Fund (ask) when buying or selling shares in the secondary market (the "bid-ask spread"). Recent information, including information on the Fund's NAV, market price, premiums and discounts, and bid-ask spreads is available on the Fund's website at <https://www.franklintempleton.com/investor/investments-and-solutions/investment-options/etfs/>.

## Taxes

The Fund's distributions are generally taxable to you as ordinary income, capital gains, or some combination of both, unless you are investing through a tax-deferred arrangement, such as a 401(k) plan or an individual retirement account, in which case your distributions would generally be taxed when withdrawn from the tax-deferred account.

## Payments to Broker-Dealers and Other Financial Intermediaries

If you purchase shares of the Fund through a broker-dealer or other financial intermediary (such as a bank), the investment manager or other related companies may pay the intermediary for certain Fund-related activities, including those that are designed to make the intermediary more knowledgeable about exchange traded products, such as the Fund, as well as for marketing, education or other initiatives

related to the sale or promotion of Fund shares. These payments may create a conflict of interest by influencing the broker-dealer or other intermediary and your salesperson to recommend the Fund over another investment. Ask your salesperson or visit your financial intermediary's website for more information.

FLMX

## Franklin FTSE Mexico ETF

### Investment Goal

To seek to provide investment results that closely correspond, before fees and expenses, to the performance of the FTSE Mexico RIC Capped Index (the FTSE Mexico Capped Index).

### Fees and Expenses of the Fund

The following table describes the fees and expenses that you will incur if you buy, hold and sell shares of the Fund. You may also incur other fees, such as usual and customary brokerage commissions and other fees to financial intermediaries, which are not reflected in the table and the Example that follows.

#### Annual Fund Operating Expenses

(expenses that you pay each year as a percentage of the value of your investment)

Management fees	0.19%
Distribution and/or service (12b-1) fees	None
Other expenses	None
<b>Total annual Fund operating expenses</b>	<b>0.19%</b>

### Example

This Example is intended to help you compare the cost of investing in the Fund with the cost of investing in other funds. The Example assumes that you invest \$10,000 in the Fund for the time periods indicated and then sell all of your shares at the end of the period. The Example also assumes that your investment has a 5% return each year and that the Fund's operating expenses remain the same. Although your actual costs may be higher or lower, based on these assumptions your costs would be:

	1 Year	3 Years	5 Years	10 Years
	\$19	\$61	\$107	\$243

### Portfolio Turnover

The Fund pays transaction costs, such as commissions, when it buys and sells securities (or "turns over" its portfolio). A higher portfolio turnover rate may indicate higher transaction costs and may result in higher taxes when Fund shares are held

in a taxable account. These costs, which are not reflected in annual Fund operating expenses or in the Example, affect the Fund's performance. During the most recent fiscal year, the Fund's portfolio turnover rate was 18.32% of the average value of its portfolio.

## Principal Investment Strategies

Under normal market conditions, the Fund invests at least 80% of its assets in the component securities of the FTSE Mexico Capped Index and in depositary receipts representing such securities. The FTSE Mexico Capped Index is a free float-adjusted market capitalization weighted index maintained and calculated by FTSE Russell with a capping methodology applied quarterly to issuer weights so that no single issuer of a component exceeds 25% of the FTSE Mexico Capped Index weight, and all issuers with weights above 5% do not cumulatively exceed 50% of the FTSE Mexico Capped Index's weight. The FTSE Mexico Capped Index is based on the FTSE Mexico Index and is designed to measure the performance of Mexican large- and mid-capitalization stocks. FTSE Russell determines eligible securities for the FTSE Mexico Capped Index based on measures such as the company's place of incorporation, listing country, investor protection regulations present in the country of incorporation, tax domicile, location of headquarters/factors of production and currency of denomination. As of May 31, 2021, the FTSE Mexico Capped Index was comprised of 35 securities with capitalizations ranging from \$772 million to \$65.41 billion.

The Fund, using a "passive" or indexing investment approach, seeks investment results that closely correspond, before fees and expenses, to the performance of the FTSE Mexico Capped Index. The investment manager seeks to achieve, over time, a correlation between the Fund's performance, before fees and expenses, and that of the FTSE Mexico Capped Index of 0.95 or better. A figure of 1.00 would indicate perfect correlation. The Fund may use either a replication strategy or representative sampling strategy. Under a replication strategy, the Fund will replicate the component securities of the FTSE Mexico Capped Index as closely as possible (i.e., invest in all of the component securities in their respective weightings in the FTSE Mexico Capped Index). However, under various circumstances, it may not be possible or practicable to replicate the FTSE Mexico Capped Index. In these circumstances, the Fund may use a "representative sampling" strategy whereby the Fund would invest in what it believes to be a representative sample of the component securities of the FTSE Mexico Capped Index, but may not track the FTSE Mexico Capped Index with the same degree of accuracy as would an investment vehicle replicating the entire FTSE Mexico Capped Index. Under the representative sampling technique, the investment manager will select securities that collectively have an investment profile similar to that of the FTSE Mexico Capped Index, including securities that resemble those included in the FTSE

Mexico Capped Index in terms of risk factors, performance attributes and other characteristics, such as market capitalization and industry weightings.

The Fund is a "non-diversified" fund, which means it generally invests a greater proportion of its assets in the securities of one or more issuers and invests overall in a smaller number of issuers than a diversified fund.

The Fund will concentrate its investments (i.e., hold 25% or more of its net assets) in a particular industry or group of industries to approximately the same extent that the FTSE Mexico Capped Index is concentrated. As of May 31, 2021, the FTSE Mexico Capped Index was concentrated in the consumer staples sector.

## Principal Risks

You could lose money by investing in the Fund. Exchange-traded fund (ETF) shares are not deposits or obligations of, or guaranteed or endorsed by, any bank, and are not insured by the Federal Deposit Insurance Corporation, the Federal Reserve Board, or any other agency of the U.S. government. The Fund is subject to the principal risks noted below, any of which may adversely affect the Fund's net asset value (NAV), trading price, yield, total return and ability to meet its investment goal.

**Market** The market values of securities or other investments owned by the Fund will go up or down, sometimes rapidly or unpredictably. The market value of a security or other investment may be reduced by market activity or other results of supply and demand unrelated to the issuer. This is a basic risk associated with all investments. When there are more sellers than buyers, prices tend to fall. Likewise, when there are more buyers than sellers, prices tend to rise.

The current global outbreak of the novel strain of coronavirus, COVID-19, has resulted in market closures and dislocations, extreme volatility, liquidity constraints and increased trading costs. Efforts to contain the spread of COVID-19 have resulted in global travel restrictions and disruptions of healthcare systems, business operations and supply chains, layoffs, reduced consumer demand, defaults and credit ratings downgrades, and other significant economic impacts. The effects of COVID-19 have impacted global economic activity across many industries and may heighten other pre-existing political, social and economic risks, locally or globally. The full impact of the COVID-19 pandemic is unpredictable and may adversely affect the Fund's performance.

Stock prices tend to go up and down more dramatically than those of debt securities. A slower-growth or recessionary economic environment could have an adverse effect on the prices of the various stocks held by the Fund.

**Foreign Securities (non-U.S.)** Investing in foreign securities typically involves more risks than investing in U.S. securities, and includes risks associated with: (i) internal and external political and economic developments – e.g., the political,



economic and social policies and structures of some foreign countries may be less stable and more volatile than those in the U.S. or some foreign countries may be subject to trading restrictions or economic sanctions; (ii) trading practices – e.g., government supervision and regulation of foreign securities and currency markets, trading systems and brokers may be less than in the U.S.; (iii) availability of information – e.g., foreign issuers may not be subject to the same disclosure, accounting and financial reporting standards and practices as U.S. issuers; (iv) limited markets – e.g., the securities of certain foreign issuers may be less liquid (harder to sell) and more volatile; and (v) currency exchange rate fluctuations and policies (e.g., fluctuations may negatively affect investments denominated in foreign currencies and any income received or expenses paid by the Fund in that foreign currency). The risks of foreign investments may be greater in developing or emerging market countries.

**Emerging Market Countries** The Fund's investments in emerging market issuers are subject to all of the risks of foreign investing generally, and have additional heightened risks due to a lack of established legal, political, business and social frameworks to support securities markets, including: delays in settling portfolio securities transactions; currency and capital controls; greater sensitivity to interest rate changes; pervasiveness of corruption and crime; currency exchange rate volatility; and inflation, deflation or currency devaluation.

**Geographic Focus** Because the Fund invests its assets primarily in companies in a specific country and region, the Fund is subject to greater risks of adverse developments in that country, region and/or the surrounding regions than a fund that is more broadly diversified geographically. Political, social or economic disruptions in the country or region, even in countries in which the Fund is not invested, may adversely affect the value of investments held by the Fund.

Investments in Mexican issuers involve risks that are specific to Mexico, including legal, regulatory, political, currency, security and economic risks. In the past, Mexico has experienced high interest rates, economic volatility and high unemployment rates. Political developments in the U.S. have potential implications for trade arrangements between the U.S. and Mexico, which could negatively affect the value of securities held by the Fund. Additionally, Mexico has experienced an outbreak of violence related to drug trafficking, and incidents involving Mexico's security may have an adverse effect on the Mexican economy and cause uncertainty in its financial markets.

**Depository Receipts** Depository receipts are subject to many of the risks of the underlying securities. For some depository receipts, the custodian or similar financial institution that holds the issuer's shares in a trust account is located in the issuer's home country. In these cases if the issuer's home country does not have developed financial markets, the Fund could be exposed to the credit risk of the custodian or financial institution and greater market risk. In addition, the depository

institution may not have physical custody of the underlying securities at all times and may charge fees for various services. The Fund may experience delays in receiving its dividend and interest payments or exercising rights as a shareholder. There may be an increased possibility of untimely responses to certain corporate actions of the issuer in an unsponsored depositary receipt program. Accordingly, there may be less information available regarding issuers of securities underlying unsponsored programs and there may not be a correlation between this information and the market value of the depositary receipts.

**Calculation Methodology** FTSE Russell relies on various sources of information to assess the criteria of issuers included in the FTSE Mexico Capped Index, including information that may be based on assumptions and estimates. Neither the Fund nor the investment manager can offer assurances that FTSE Russell's calculation methodology or sources of information will provide an accurate assessment of included issuers or that the included issuers will provide the Fund with the market exposure it seeks.

**Index-Related** There is no assurance that the FTSE Mexico Capped Index will be determined, composed or calculated accurately. While FTSE Russell provides descriptions of what the FTSE Mexico Capped Index is designed to achieve, FTSE Russell does not guarantee the quality, accuracy or completeness of data in respect of its indices, and does not guarantee that the FTSE Mexico Capped Index will be in line with the described index methodology. Gains, losses or costs to the Fund caused by errors in the FTSE Mexico Capped Index may therefore be borne by the Fund and its shareholders.

**Non-Correlation** There is no guarantee that the Fund will achieve a high degree of correlation to the FTSE Mexico Capped Index and therefore achieve its investment goal. Market disruptions and regulatory restrictions could have an adverse effect on the Fund's ability to adjust its exposure to the required levels in order to track the FTSE Mexico Capped Index. In addition, the Fund's NAV may deviate from the FTSE Mexico Capped Index if the Fund fair values a portfolio security at a price other than the price used by the FTSE Mexico Capped Index for that security. To the extent that the investment manager uses a representative sampling strategy, the Fund may not track the return of the FTSE Mexico Capped Index as well as it would have if the Fund held all of the securities in the FTSE Mexico Capped Index.

**Tracking Error** Tracking error is the divergence of the Fund's performance from that of the FTSE Mexico Capped Index. Tracking error may occur because of differences between the securities held in the Fund's portfolio and those included in the FTSE Mexico Capped Index, pricing differences (including differences between a security's price at the local market close and the Fund's valuation of a security at the time of calculation of the Fund's NAV), transaction costs, the Fund's holding of cash, differences in timing of the accrual of dividends or interest, tax gains or

losses, changes to the FTSE Mexico Capped Index or the need to meet various new or existing regulatory requirements. This risk may be heightened during times of increased market volatility or other unusual market conditions. Tracking error also may result because the Fund incurs fees and expenses, while the FTSE Mexico Capped Index does not.

**Market Trading** The Fund faces numerous market trading risks, including the potential lack of an active market for Fund shares, losses from trading in secondary markets, periods of high volatility and disruption in the creation/redemption process of the Fund. Any of these factors, among others, may lead to the Fund's shares trading at a premium or discount to NAV. Thus, you may pay more (or less) than NAV when you buy shares of the Fund in the secondary market, and you may receive less (or more) than NAV when you sell those shares in the secondary market. The investment manager cannot predict whether shares will trade above (premium), below (discount) or at NAV.

**Concentration** To the extent the Fund concentrates in a specific industry, a group of industries, sector or type of investment, the Fund will carry much greater risks of adverse developments and price movements in such industries, sectors or investments than a fund that invests in a wider variety of industries, sectors or investments. There is also the risk that the Fund will perform poorly during a slump in demand for securities of companies in such industries or sectors.

The Fund may focus in the consumer staples sector. The consumer staples sector may be affected by the regulation of various product components and production methods, marketing campaigns and changes in consumer demand. Tobacco companies, in particular, may be adversely affected by new laws, regulations and litigation. The consumer staples sector may also be adversely affected by changes or trends in commodity prices, which may be influenced by unpredictable factors.

**Non-Diversification** Because the Fund is non-diversified, it may be more sensitive to economic, business, political or other changes affecting individual issuers or investments than a diversified fund, which may negatively impact the Fund's performance and result in greater fluctuation in the value of the Fund's shares.

**Mid Capitalization Companies** Securities issued by mid capitalization companies may be more volatile in price than those of larger companies, involve substantial risks and should be considered speculative. Such risks may include greater sensitivity to economic conditions, less certain growth prospects, lack of depth of management and funds for growth and development, and limited or less developed product lines and markets. In addition, mid capitalization companies may be particularly affected by interest rate increases, as they may find it more difficult to borrow money to continue or expand operations, or may have difficulty in repaying any loans.

**Passive Investment** Unlike many investment companies, the Fund is not actively managed and the investment manager does not attempt to take defensive positions under any market conditions, including declining markets. Therefore, the investment manager would not necessarily buy or sell a security unless that security is added or removed, respectively, from the FTSE Mexico Capped Index, even if that security generally is underperforming.

**International Closed Market Trading** To the extent that the underlying securities held by the Fund trade on an exchange that is closed when the securities exchange on which the Fund shares list and trade is open, there may be market uncertainty about the stale security pricing (i.e., the last quote from its closed foreign market) resulting in premiums or discounts to NAV that may be greater than those experienced by other ETFs.

**Authorized Participant Concentration** Only an authorized participant (Authorized Participant) may engage in creation or redemption transactions directly with the Fund. The Fund has a limited number of institutions that act as Authorized Participants. To the extent that these institutions exit the business or are unable to proceed with creation and/or redemption orders with respect to the Fund and no other Authorized Participant is able to step forward to create or redeem Creation Units (as defined below), Fund shares may trade at a discount to NAV and possibly face trading halts and/or delisting. This risk may be more pronounced in volatile markets, potentially where there are significant redemptions in ETFs generally.

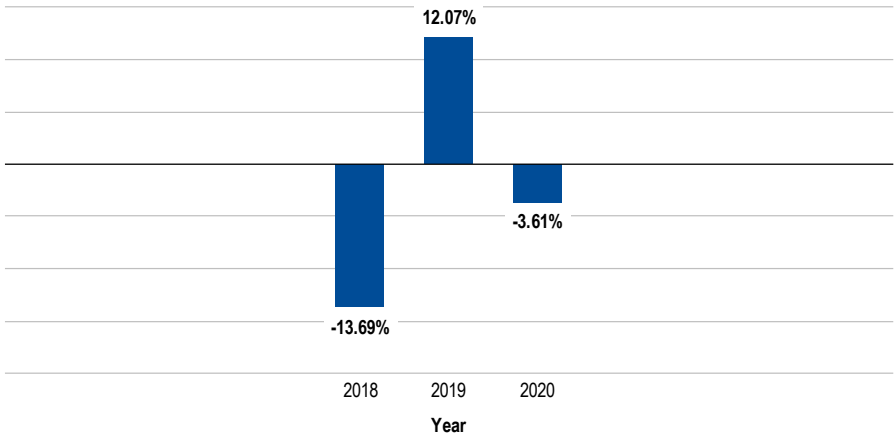
**Small Fund** When the Fund's size is small, the Fund may experience low trading volume and wide bid/ask spreads. In addition, the Fund may face the risk of being delisted if the Fund does not meet certain conditions of the listing exchange.

**Large Shareholder** Certain shareholders, including other funds or accounts advised by the investment manager or an affiliate of the investment manager, may from time to time own a substantial amount of the Fund's shares. In addition, a third-party investor, the investment manager or an affiliate of the investment manager, an authorized participant, a lead market maker, or another entity may invest in the Fund and hold its investment for a limited period of time solely to facilitate commencement of the Fund or to facilitate the Fund's achieving a specified size or scale. There can be no assurance that any large shareholder would not redeem its investment, that the size of the Fund would be maintained at such levels or that the Fund would continue to meet applicable listing requirements. Redemptions by large shareholders could have a significant negative impact on the Fund. In addition, transactions by large shareholders may account for a large percentage of the trading volume on the listing exchange and may, therefore, have a material upward or downward effect on the market price of the shares.

## Performance

The following bar chart and table provide some indication of the risks of investing in the Fund. The bar chart shows changes in the Fund's performance from year to year. The table shows how the Fund's average annual returns for 1 year, 5 years, 10 years or since inception, as applicable, compared with those of the Fund's underlying index. The Fund's past performance (before and after taxes) is not necessarily an indication of how the Fund will perform in the future. You can obtain updated performance information at [franklintempleton.com](http://franklintempleton.com) or by calling (800) DIAL BEN/342-5236.

### Annual Total Returns



Best Quarter:	Q4' 2020	31.02%
Worst Quarter:	Q1' 2020	-36.73%

As of June 30, 2021, the Fund's year-to-date return was 13.02%.

### Average Annual Total Returns

For periods ended December 31, 2020

	1 Year	Since Inception
<b>Franklin FTSE Mexico ETF</b>		
Return before taxes	-3.61%	-2.27% <sup>1</sup>
Return after taxes on distributions	-4.00%	-3.09% <sup>1</sup>
Return after taxes on distributions and sale of Fund shares	-1.93%	-2.01% <sup>1</sup>
FTSE Mexico Capped Index (index reflects no deduction for fees, expenses or taxes)	-3.57%	-2.27% <sup>1</sup>

<sup>1</sup> Since inception November 3, 2017.

The after-tax returns are calculated using the historical highest individual federal marginal income tax rates and do not reflect the impact of state and local taxes. Actual after-tax returns depend on an investor's tax situation and may differ from those shown. After-tax returns are not relevant to investors who hold their Fund shares through tax-deferred arrangements, such as 401(k) plans or individual retirement accounts.

## Investment Manager

Franklin Advisory Services, LLC (Advisory Services)

## Portfolio Managers

### **Dina Ting, CFA**

Senior Vice President of Advisory Services and portfolio manager of the Fund since inception (2017).

### **Hailey Harris**

Vice President of Advisory Services and portfolio manager of the Fund since 2019.

## Purchase and Sale of Fund Shares

The Fund is an ETF. Fund shares may only be purchased and sold on a national securities exchange through a broker-dealer. The price of Fund shares is based on market price, and because ETF shares trade at market prices rather than NAV, shares may trade at a price greater than NAV (a premium) or less than NAV (a discount). The Fund issues or redeems shares that have been aggregated into blocks of 50,000 shares or multiples thereof (Creation Units) to Authorized Participants who have entered into agreements with the Fund's distributor, Franklin Distributors, LLC. The Fund will generally issue or redeem Creation Units in exchange for a basket of securities (and an amount of cash) that the Fund specifies each day.

An investor may incur costs attributable to the difference between the highest price a buyer is willing to pay to purchase shares of the Fund (bid) and the lowest price a seller is willing to accept for shares of the Fund (ask) when buying or selling shares in the secondary market (the "bid-ask spread"). Recent information, including information on the Fund's NAV, market price, premiums and discounts, and bid-ask spreads is available on the Fund's website at <https://www.franklintempleton.com/investor/investments-and-solutions/investment-options/etfs/>.

## Taxes

The Fund's distributions are generally taxable to you as ordinary income, capital gains, or some combination of both, unless you are investing through a tax-deferred arrangement, such as a 401(k) plan or an individual retirement account, in

which case your distributions would generally be taxed when withdrawn from the tax-deferred account.

## Payments to Broker-Dealers and Other Financial Intermediaries

If you purchase shares of the Fund through a broker-dealer or other financial intermediary (such as a bank), the investment manager or other related companies may pay the intermediary for certain Fund-related activities, including those that are designed to make the intermediary more knowledgeable about exchange traded products, such as the Fund, as well as for marketing, education or other initiatives related to the sale or promotion of Fund shares. These payments may create a conflict of interest by influencing the broker-dealer or other intermediary and your salesperson to recommend the Fund over another investment. Ask your salesperson or visit your financial intermediary's website for more information.

FLRU

## Franklin FTSE Russia ETF

### Investment Goal

To seek to provide investment results that closely correspond, before fees and expenses, to the performance of the FTSE Russia RIC Capped Index (the FTSE Russia Capped Index).

### Fees and Expenses of the Fund

The following table describes the fees and expenses that you will incur if you buy, hold and sell shares of the Fund. You may also incur other fees, such as usual and customary brokerage commissions and other fees to financial intermediaries, which are not reflected in the table and the Example that follows.

#### Annual Fund Operating Expenses

(expenses that you pay each year as a percentage of the value of your investment)

Management fees	0.19%
Distribution and/or service (12b-1) fees	None
Other expenses	None
<b>Total annual Fund operating expenses</b>	<b>0.19%</b>

### Example

This Example is intended to help you compare the cost of investing in the Fund with the cost of investing in other funds. The Example assumes that you invest \$10,000 in the Fund for the time periods indicated and then sell all of your shares at the end of the period. The Example also assumes that your investment has a 5% return each year and that the Fund's operating expenses remain the same. Although your actual costs may be higher or lower, based on these assumptions your costs would be:

	1 Year	3 Years	5 Years	10 Years
	\$19	\$61	\$107	\$243

### Portfolio Turnover

The Fund pays transaction costs, such as commissions, when it buys and sells securities (or "turns over" its portfolio). A higher portfolio turnover rate may indicate higher transaction costs and may result in higher taxes when Fund shares are held



in a taxable account. These costs, which are not reflected in annual Fund operating expenses or in the Example, affect the Fund's performance. During the most recent fiscal year, the Fund's portfolio turnover rate was 18.82% of the average value of its portfolio.

## Principal Investment Strategies

Under normal market conditions, the Fund invests at least 80% of its assets in the component securities of the FTSE Russia Capped Index and in depositary receipts representing such securities. The FTSE Russia Capped Index is a free float-adjusted market capitalization weighted index maintained and calculated by FTSE Russell with a capping methodology applied quarterly to issuer weights so that no single issuer of a component exceeds 25% of the FTSE Russia Capped Index weight, and all issuers with weights above 5% do not cumulatively exceed 50% of the FTSE Russia Capped Index's weight. The FTSE Russia Capped Index is based on the FTSE Russia Index and is designed to measure the performance of Russian large- and mid-capitalization stocks. FTSE Russell determines eligible securities for the FTSE Russia Capped Index based on measures such as the company's place of incorporation, listing country, investor protection regulations present in the country of incorporation, tax domicile, location of headquarters/factors of production and currency of denomination. As of May 31, 2021, the FTSE Russia Capped Index was comprised of 34 securities with capitalizations ranging from \$1.30 billion to \$94.96 billion.

The Fund, using a "passive" or indexing investment approach, seeks investment results that closely correspond, before fees and expenses, to the performance of the FTSE Russia Capped Index. The investment manager seeks to achieve, over time, a correlation between the Fund's performance, before fees and expenses, and that of the FTSE Russia Capped Index of 0.95 or better. A figure of 1.00 would indicate perfect correlation. The Fund may use either a replication strategy or representative sampling strategy. Under a replication strategy, the Fund will replicate the component securities of the FTSE Russia Capped Index as closely as possible (i.e., invest in all of the component securities in their respective weightings in the FTSE Russia Capped Index). However, under various circumstances, it may not be possible or practicable to replicate the FTSE Russia Capped Index. In these circumstances, the Fund may use a "representative sampling" strategy whereby the Fund would invest in what it believes to be a representative sample of the component securities of the FTSE Russia Capped Index, but may not track the FTSE Russia Capped Index with the same degree of accuracy as would an investment vehicle replicating the entire FTSE Russia Capped Index. Under the representative sampling technique, the investment manager will select securities that collectively have an investment profile similar to that of the FTSE Russia Capped Index, including securities that resemble those included in the FTSE

Russia Capped Index in terms of risk factors, performance attributes and other characteristics, such as market capitalization and industry weightings.

The Fund is a "non-diversified" fund, which means it generally invests a greater proportion of its assets in the securities of one or more issuers and invests overall in a smaller number of issuers than a diversified fund.

The Fund will concentrate its investments (i.e., hold 25% or more of its net assets) in a particular industry or group of industries to approximately the same extent that the FTSE Russia Capped Index is concentrated. As of May 31, 2021, the FTSE Russia Capped Index was concentrated in the oil, gas and consumable fuels industry.

## Principal Risks

You could lose money by investing in the Fund. Exchange-traded fund (ETF) shares are not deposits or obligations of, or guaranteed or endorsed by, any bank, and are not insured by the Federal Deposit Insurance Corporation, the Federal Reserve Board, or any other agency of the U.S. government. The Fund is subject to the principal risks noted below, any of which may adversely affect the Fund's net asset value (NAV), trading price, yield, total return and ability to meet its investment goal.

**Market** The market values of securities or other investments owned by the Fund will go up or down, sometimes rapidly or unpredictably. The market value of a security or other investment may be reduced by market activity or other results of supply and demand unrelated to the issuer. This is a basic risk associated with all investments. When there are more sellers than buyers, prices tend to fall. Likewise, when there are more buyers than sellers, prices tend to rise.

The current global outbreak of the novel strain of coronavirus, COVID-19, has resulted in market closures and dislocations, extreme volatility, liquidity constraints and increased trading costs. Efforts to contain the spread of COVID-19 have resulted in global travel restrictions and disruptions of healthcare systems, business operations and supply chains, layoffs, reduced consumer demand, defaults and credit ratings downgrades, and other significant economic impacts. The effects of COVID-19 have impacted global economic activity across many industries and may heighten other pre-existing political, social and economic risks, locally or globally. The full impact of the COVID-19 pandemic is unpredictable and may adversely affect the Fund's performance.

Stock prices tend to go up and down more dramatically than those of debt securities. A slower-growth or recessionary economic environment could have an adverse effect on the prices of the various stocks held by the Fund.

**Foreign Securities (non-U.S.)** Investing in foreign securities typically involves more risks than investing in U.S. securities, and includes risks associated with: (i)

internal and external political and economic developments – e.g., the political, economic and social policies and structures of some foreign countries may be less stable and more volatile than those in the U.S. or some foreign countries may be subject to trading restrictions or economic sanctions; (ii) trading practices – e.g., government supervision and regulation of foreign securities and currency markets, trading systems and brokers may be less than in the U.S.; (iii) availability of information – e.g., foreign issuers may not be subject to the same disclosure, accounting and financial reporting standards and practices as U.S. issuers; (iv) limited markets – e.g., the securities of certain foreign issuers may be less liquid (harder to sell) and more volatile; and (v) currency exchange rate fluctuations and policies (e.g., fluctuations may negatively affect investments denominated in foreign currencies and any income received or expenses paid by the Fund in that foreign currency). The risks of foreign investments may be greater in developing or emerging market countries.

**Emerging Market Countries** The Fund's investments in emerging market issuers are subject to all of the risks of foreign investing generally, and have additional heightened risks due to a lack of established legal, political, business and social frameworks to support securities markets, including: delays in settling portfolio securities transactions; currency and capital controls; greater sensitivity to interest rate changes; pervasiveness of corruption and crime; currency exchange rate volatility; and inflation, deflation or currency devaluation.

**Geographic Focus** Because the Fund invests its assets primarily in companies in a specific country and region, the Fund is subject to greater risks of adverse developments in that country, region and/or the surrounding regions than a fund that is more broadly diversified geographically. Political, social or economic disruptions in the country or region, even in countries in which the Fund is not invested, may adversely affect the value of investments held by the Fund.

Investing in Russian securities involves significant risks, including legal, regulatory, currency and economic risks that are specific to Russia. In addition, investing in Russian securities involves risks associated with the settlement of portfolio transactions and loss of the Fund's ownership rights in its portfolio securities as a result of the system of share registration and custody in Russia. A number of countries have imposed economic sanctions on certain Russian individuals and Russian corporate entities. These sanctions, or even the threat of further sanctions, may adversely affect Russia's economy and the Fund's investments.

**Depository Receipts** Depository receipts are subject to many of the risks of the underlying securities. For some depository receipts, the custodian or similar financial institution that holds the issuer's shares in a trust account is located in the issuer's home country. In these cases if the issuer's home country does not have developed financial markets, the Fund could be exposed to the credit risk of the custodian or financial institution and greater market risk. In addition, the depository

institution may not have physical custody of the underlying securities at all times and may charge fees for various services. The Fund may experience delays in receiving its dividend and interest payments or exercising rights as a shareholder. There may be an increased possibility of untimely responses to certain corporate actions of the issuer in an unsponsored depositary receipt program. Accordingly, there may be less information available regarding issuers of securities underlying unsponsored programs and there may not be a correlation between this information and the market value of the depositary receipts.

**Calculation Methodology** FTSE Russell relies on various sources of information to assess the criteria of issuers included in the FTSE Russia Capped Index, including information that may be based on assumptions and estimates. Neither the Fund nor the investment manager can offer assurances that FTSE Russell's calculation methodology or sources of information will provide an accurate assessment of included issuers or that the included issuers will provide the Fund with the market exposure it seeks.

**Index-Related** There is no assurance that the FTSE Russia Capped Index will be determined, composed or calculated accurately. While FTSE Russell provides descriptions of what the FTSE Russia Capped Index is designed to achieve, FTSE Russell does not guarantee the quality, accuracy or completeness of data in respect of its indices, and does not guarantee that the FTSE Russia Capped Index will be in line with the described index methodology. Gains, losses or costs to the Fund caused by errors in the FTSE Russia Capped Index may therefore be borne by the Fund and its shareholders.

**Non-Correlation** There is no guarantee that the Fund will achieve a high degree of correlation to the FTSE Russia Capped Index and therefore achieve its investment goal. Market disruptions and regulatory restrictions could have an adverse effect on the Fund's ability to adjust its exposure to the required levels in order to track the FTSE Russia Capped Index. In addition, the Fund's NAV may deviate from the FTSE Russia Capped Index if the Fund fair values a portfolio security at a price other than the price used by the FTSE Russia Capped Index for that security. To the extent that the investment manager uses a representative sampling strategy, the Fund may not track the return of the FTSE Russia Capped Index as well as it would have if the Fund held all of the securities in the FTSE Russia Capped Index.

**Tracking Error** Tracking error is the divergence of the Fund's performance from that of the FTSE Russia Capped Index. Tracking error may occur because of differences between the securities held in the Fund's portfolio and those included in the FTSE Russia Capped Index, pricing differences (including differences between a security's price at the local market close and the Fund's valuation of a security at the time of calculation of the Fund's NAV), transaction costs, the Fund's holding of cash, differences in timing of the accrual of dividends or interest, tax gains or

losses, changes to the FTSE Russia Capped Index or the need to meet various new or existing regulatory requirements. This risk may be heightened during times of increased market volatility or other unusual market conditions. Tracking error also may result because the Fund incurs fees and expenses, while the FTSE Russia Capped Index does not.

**Market Trading** The Fund faces numerous market trading risks, including the potential lack of an active market for Fund shares, losses from trading in secondary markets, periods of high volatility and disruption in the creation/redemption process of the Fund. Any of these factors, among others, may lead to the Fund's shares trading at a premium or discount to NAV. Thus, you may pay more (or less) than NAV when you buy shares of the Fund in the secondary market, and you may receive less (or more) than NAV when you sell those shares in the secondary market. The investment manager cannot predict whether shares will trade above (premium), below (discount) or at NAV.

**Concentration** To the extent the Fund concentrates in a specific industry, a group of industries, sector or type of investment, the Fund will carry much greater risks of adverse developments and price movements in such industries, sectors or investments than a fund that invests in a wider variety of industries, sectors or investments. There is also the risk that the Fund will perform poorly during a slump in demand for securities of companies in such industries or sectors.

The Fund may focus in the oil, gas and consumable fuels industry. The profitability of companies in the oil, gas and consumable fuels industry may be affected adversely by changes in worldwide energy prices, exploration and production spending. Changes in economic conditions, government regulation and events in the regions in which the companies operate (e.g., expropriation, nationalization, confiscation of assets and property or the imposition of restrictions on foreign investments and repatriation of capital, military coups, social unrest, violence or labor unrest, and terrorism and natural disasters) also affect companies in this industry. In addition, these companies are at risk for environmental damage claims. Companies in this industry could be adversely affected by commodity price volatility, changes in exchange rates, interest rates, imposition of import controls, increased competition, depletion of resources, development of alternative energy sources, energy conservation efforts, technological developments and labor relations. Companies in the oil, gas and consumable fuels industry may have significant capital investments in, or engage in transactions involving, emerging market countries, which may heighten these risks.

**Non-Diversification** Because the Fund is non-diversified, it may be more sensitive to economic, business, political or other changes affecting individual issuers or investments than a diversified fund, which may negatively impact the Fund's performance and result in greater fluctuation in the value of the Fund's shares.

**Mid Capitalization Companies** Securities issued by mid capitalization companies may be more volatile in price than those of larger companies, involve substantial risks and should be considered speculative. Such risks may include greater sensitivity to economic conditions, less certain growth prospects, lack of depth of management and funds for growth and development, and limited or less developed product lines and markets. In addition, mid capitalization companies may be particularly affected by interest rate increases, as they may find it more difficult to borrow money to continue or expand operations, or may have difficulty in repaying any loans.

**Passive Investment** Unlike many investment companies, the Fund is not actively managed and the investment manager does not attempt to take defensive positions under any market conditions, including declining markets. Therefore, the investment manager would not necessarily buy or sell a security unless that security is added or removed, respectively, from the FTSE Russia Capped Index, even if that security generally is underperforming.

**International Closed Market Trading** To the extent that the underlying securities held by the Fund trade on an exchange that is closed when the securities exchange on which the Fund shares list and trade is open, there may be market uncertainty about the stale security pricing (i.e., the last quote from its closed foreign market) resulting in premiums or discounts to NAV that may be greater than those experienced by other ETFs.

**Authorized Participant Concentration** Only an authorized participant (Authorized Participant) may engage in creation or redemption transactions directly with the Fund. The Fund has a limited number of institutions that act as Authorized Participants. To the extent that these institutions exit the business or are unable to proceed with creation and/or redemption orders with respect to the Fund and no other Authorized Participant is able to step forward to create or redeem Creation Units (as defined below), Fund shares may trade at a discount to NAV and possibly face trading halts and/or delisting. This risk may be more pronounced in volatile markets, potentially where there are significant redemptions in ETFs generally.

**Small Fund** When the Fund's size is small, the Fund may experience low trading volume and wide bid/ask spreads. In addition, the Fund may face the risk of being delisted if the Fund does not meet certain conditions of the listing exchange.

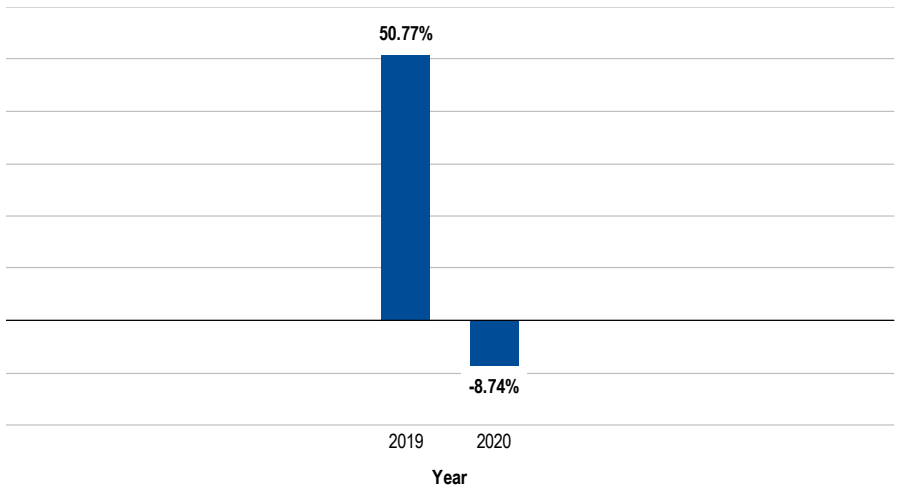
**Large Shareholder** Certain shareholders, including other funds or accounts advised by the investment manager or an affiliate of the investment manager, may from time to time own a substantial amount of the Fund's shares. In addition, a third-party investor, the investment manager or an affiliate of the investment manager, an authorized participant, a lead market maker, or another entity may invest in the Fund and hold its investment for a limited period of time solely to facilitate commencement of the Fund or to facilitate the Fund's achieving a

specified size or scale. There can be no assurance that any large shareholder would not redeem its investment, that the size of the Fund would be maintained at such levels or that the Fund would continue to meet applicable listing requirements. Redemptions by large shareholders could have a significant negative impact on the Fund. In addition, transactions by large shareholders may account for a large percentage of the trading volume on the listing exchange and may, therefore, have a material upward or downward effect on the market price of the shares.

## Performance

The following bar chart and table provide some indication of the risks of investing in the Fund. The bar chart shows changes in the Fund's performance from year to year. The table shows how the Fund's average annual returns for 1 year, 5 years, 10 years or since inception, as applicable, compared with those of the Fund's underlying index. The Fund's past performance (before and after taxes) is not necessarily an indication of how the Fund will perform in the future. You can obtain updated performance information at [franklintempleton.com](http://franklintempleton.com) or by calling (800) DIAL BEN/342-5236.

### Annual Total Returns



Best Quarter:	Q4' 2020	23.53%
Worst Quarter:	Q1' 2020	-35.68%

As of June 30, 2021, the Fund's year-to-date return was 20.94%.

## Average Annual Total Returns

For periods ended December 31, 2020

	1 Year	Since Inception
<b>Franklin FTSE Russia ETF</b>		
Return before taxes	-8.74%	7.44% <sup>1</sup>
Return after taxes on distributions	-10.13%	5.64% <sup>1</sup>
Return after taxes on distributions and sale of Fund shares	-4.23%	5.25% <sup>1</sup>
FTSE Russia Capped Index (index reflects no deduction for fees, expenses or taxes)	-8.72%	7.40% <sup>1</sup>

<sup>1</sup> Since inception February 6, 2018.

The after-tax returns are calculated using the historical highest individual federal marginal income tax rates and do not reflect the impact of state and local taxes. Actual after-tax returns depend on an investor's tax situation and may differ from those shown. After-tax returns are not relevant to investors who hold their Fund shares through tax-deferred arrangements, such as 401(k) plans or individual retirement accounts.

## Investment Manager

Franklin Advisory Services, LLC (Advisory Services)

## Portfolio Managers

### Dina Ting, CFA

Senior Vice President of Advisory Services and portfolio manager of the Fund since inception (2018).

### Hailey Harris

Vice President of Advisory Services and portfolio manager of the Fund since 2019.

## Purchase and Sale of Fund Shares

The Fund is an ETF. Fund shares may only be purchased and sold on a national securities exchange through a broker-dealer. The price of Fund shares is based on market price, and because ETF shares trade at market prices rather than NAV, shares may trade at a price greater than NAV (a premium) or less than NAV (a discount). The Fund issues or redeems shares that have been aggregated into blocks of 50,000 shares or multiples thereof (Creation Units) to Authorized Participants who have entered into agreements with the Fund's distributor, Franklin Distributors, LLC. The Fund will generally issue or redeem Creation Units in exchange for a basket of securities (and an amount of cash) that the Fund specifies each day.

An investor may incur costs attributable to the difference between the highest price a buyer is willing to pay to purchase shares of the Fund (bid) and the lowest price a seller is willing to accept for shares of the Fund (ask) when buying or selling shares



in the secondary market (the "bid-ask spread"). Recent information, including information on the Fund's NAV, market price, premiums and discounts, and bid-ask spreads is available on the Fund's website at <https://www.franklintempleton.com/investor/investments-and-solutions/investment-options/etfs/>.

## Taxes

The Fund's distributions are generally taxable to you as ordinary income, capital gains, or some combination of both, unless you are investing through a tax-deferred arrangement, such as a 401(k) plan or an individual retirement account, in which case your distributions would generally be taxed when withdrawn from the tax-deferred account.

## Payments to Broker-Dealers and Other Financial Intermediaries

If you purchase shares of the Fund through a broker-dealer or other financial intermediary (such as a bank), the investment manager or other related companies may pay the intermediary for certain Fund-related activities, including those that are designed to make the intermediary more knowledgeable about exchange traded products, such as the Fund, as well as for marketing, education or other initiatives related to the sale or promotion of Fund shares. These payments may create a conflict of interest by influencing the broker-dealer or other intermediary and your salesperson to recommend the Fund over another investment. Ask your salesperson or visit your financial intermediary's website for more information.

FLSA

## Franklin FTSE Saudi Arabia ETF

### Investment Goal

To seek to provide investment results that closely correspond, before fees and expenses, to the performance of the FTSE Saudi Arabia RIC Capped Index (the FTSE Saudi Arabia Capped Index).

### Fees and Expenses of the Fund

The following table describes the fees and expenses that you will incur if you buy, hold and sell shares of the Fund. You may also incur other fees, such as usual and customary brokerage commissions and other fees to financial intermediaries, which are not reflected in the table and the Example that follows.

#### Annual Fund Operating Expenses

(expenses that you pay each year as a percentage of the value of your investment)

Management fees	0.39%
Distribution and/or service (12b-1) fees	None
Other expenses	None
<b>Total annual Fund operating expenses</b>	<b>0.39%</b>

### Example

This Example is intended to help you compare the cost of investing in the Fund with the cost of investing in other funds. The Example assumes that you invest \$10,000 in the Fund for the time periods indicated and then sell all of your shares at the end of the period. The Example also assumes that your investment has a 5% return each year and that the Fund's operating expenses remain the same. Although your actual costs may be higher or lower, based on these assumptions your costs would be:

	1 Year	3 Years	5 Years	10 Years
	\$40	\$125	\$219	\$493

### Portfolio Turnover

The Fund pays transaction costs, such as commissions, when it buys and sells securities (or "turns over" its portfolio). A higher portfolio turnover rate may indicate higher transaction costs and may result in higher taxes when Fund shares are held

in a taxable account. These costs, which are not reflected in annual Fund operating expenses or in the Example, affect the Fund's performance. During the most recent fiscal year, the Fund's portfolio turnover rate was 16.74% of the average value of its portfolio.

## Principal Investment Strategies

Under normal market conditions, the Fund invests at least 80% of its assets in the component securities of the FTSE Saudi Arabia Capped Index and in depositary receipts representing such securities. The FTSE Saudi Arabia Capped Index is a free float-adjusted market capitalization weighted index maintained and calculated by FTSE Russell with a capping methodology applied quarterly to issuer weights so that no single issuer of a component exceeds 25% of the FTSE Saudi Arabia Capped Index weight, and all issuers with weights above 5% do not cumulatively exceed 50% of the FTSE Saudi Arabia Capped Index's weight. The FTSE Saudi Arabia Capped Index is based on the FTSE Saudi Arabia Index and is designed to measure the performance of Saudi Arabian large- and mid-capitalization stocks. FTSE Russell determines eligible securities for the FTSE Saudi Arabia Capped Index based on measures such as the company's place of incorporation, listing country, investor protection regulations present in the country of incorporation, tax domicile, location of headquarters/factors of production and currency of denomination. As of May 31, 2021, the FTSE Saudi Arabia Capped Index was comprised of 48 securities with capitalizations ranging from \$1.38 billion to \$1.88 trillion.

The Fund, using a "passive" or indexing investment approach, seeks investment results that closely correspond, before fees and expenses, to the performance of the FTSE Saudi Arabia Capped Index. The investment manager seeks to achieve, over time, a correlation between the Fund's performance, before fees and expenses, and that of the FTSE Saudi Arabia Capped Index of 0.95 or better. A figure of 1.00 would indicate perfect correlation. The Fund may use either a replication strategy or representative sampling strategy. Under a replication strategy, the Fund will replicate the component securities of the FTSE Saudi Arabia Capped Index as closely as possible (i.e., invest in all of the component securities in their respective weightings in the FTSE Saudi Arabia Capped Index). However, under various circumstances, it may not be possible or practicable to replicate the FTSE Saudi Arabia Capped Index. In these circumstances, the Fund may use a "representative sampling" strategy whereby the Fund would invest in what it believes to be a representative sample of the component securities of the FTSE Saudi Arabia Capped Index, but may not track the FTSE Saudi Arabia Capped Index with the same degree of accuracy as would an investment vehicle replicating the entire FTSE Saudi Arabia Capped Index. Under the representative sampling technique, the investment manager will select securities that collectively have an investment profile similar to that of the FTSE Saudi Arabia Capped Index, including

securities that resemble those included in the FTSE Saudi Arabia Capped Index in terms of risk factors, performance attributes and other characteristics, such as market capitalization and industry weightings.

The Fund is a "non-diversified" fund, which means it generally invests a greater proportion of its assets in the securities of one or more issuers and invests overall in a smaller number of issuers than a diversified fund.

The Fund will concentrate its investments (i.e., hold 25% or more of its net assets) in a particular industry or group of industries to approximately the same extent that the FTSE Saudi Arabia Capped Index is concentrated. As of May 31, 2021, the FTSE Saudi Arabia Capped Index was concentrated in the banking industry and the materials sector.

## Principal Risks

You could lose money by investing in the Fund. Exchange-traded fund (ETF) shares are not deposits or obligations of, or guaranteed or endorsed by, any bank, and are not insured by the Federal Deposit Insurance Corporation, the Federal Reserve Board, or any other agency of the U.S. government. The Fund is subject to the principal risks noted below, any of which may adversely affect the Fund's net asset value (NAV), trading price, yield, total return and ability to meet its investment goal.

**Market** The market values of securities or other investments owned by the Fund will go up or down, sometimes rapidly or unpredictably. The market value of a security or other investment may be reduced by market activity or other results of supply and demand unrelated to the issuer. This is a basic risk associated with all investments. When there are more sellers than buyers, prices tend to fall. Likewise, when there are more buyers than sellers, prices tend to rise.

The current global outbreak of the novel strain of coronavirus, COVID-19, has resulted in market closures and dislocations, extreme volatility, liquidity constraints and increased trading costs. Efforts to contain the spread of COVID-19 have resulted in global travel restrictions and disruptions of healthcare systems, business operations and supply chains, layoffs, reduced consumer demand, defaults and credit ratings downgrades, and other significant economic impacts. The effects of COVID-19 have impacted global economic activity across many industries and may heighten other pre-existing political, social and economic risks, locally or globally. The full impact of the COVID-19 pandemic is unpredictable and may adversely affect the Fund's performance.

Stock prices tend to go up and down more dramatically than those of debt securities. A slower-growth or recessionary economic environment could have an adverse effect on the prices of the various stocks held by the Fund.

**Foreign Securities (non-U.S.)** Investing in foreign securities typically involves more risks than investing in U.S. securities, and includes risks associated with: (i) internal and external political and economic developments – e.g., the political, economic and social policies and structures of some foreign countries may be less stable and more volatile than those in the U.S. or some foreign countries may be subject to trading restrictions or economic sanctions; (ii) trading practices – e.g., government supervision and regulation of foreign securities and currency markets, trading systems and brokers may be less than in the U.S.; (iii) availability of information – e.g., foreign issuers may not be subject to the same disclosure, accounting and financial reporting standards and practices as U.S. issuers; (iv) limited markets – e.g., the securities of certain foreign issuers may be less liquid (harder to sell) and more volatile; and (v) currency exchange rate fluctuations and policies (e.g., fluctuations may negatively affect investments denominated in foreign currencies and any income received or expenses paid by the Fund in that foreign currency). The risks of foreign investments may be greater in developing or emerging market countries.

**Emerging Market Countries** The Fund's investments in emerging market issuers are subject to all of the risks of foreign investing generally, and have additional heightened risks due to a lack of established legal, political, business and social frameworks to support securities markets, including: delays in settling portfolio securities transactions; currency and capital controls; greater sensitivity to interest rate changes; pervasiveness of corruption and crime; currency exchange rate volatility; and inflation, deflation or currency devaluation.

**Geographic Focus** Because the Fund invests its assets primarily in companies in a specific country and region, the Fund is subject to greater risks of adverse developments in that country, region and/or the surrounding regions than a fund that is more broadly diversified geographically. Political, social or economic disruptions in the country or region, even in countries in which the Fund is not invested, may adversely affect the value of investments held by the Fund.

Investments in securities of Saudi Arabian issuers involve risks that are specific to Saudi Arabia, including certain legal, regulatory, political and economic risks. The ability of foreign investors (such as the Fund) to invest directly in Saudi Arabian issuers is relatively new and is contingent on the ability of the investment manager as a Foreign Portfolio Manager, and the Fund as a qualified foreign investor (QFI), to maintain their respective authorizations under the current framework for foreign investments. Current foreign investment permissions could be restricted or revoked by the Saudi Arabian government at any time, and other unforeseen risks of investing in the Saudi Arabian market could arise in the future. There may be a limited number of brokers who can provide services to the Fund, which may have an adverse impact on the prices, quantity or timing of the Fund's portfolio transactions. In addition, investments in Saudi Arabian equities may entail higher

brokerage costs and/or result in higher tracking error in the case of a portfolio rebalance. The economy of Saudi Arabia is dominated by petroleum exports. Consequently, a sustained decrease in petroleum prices could have a negative impact on all aspects of the economy. It is possible that instability in the larger Middle East region could adversely impact the economy of Saudi Arabia, and there is no assurance of continued political stability in Saudi Arabia.

**Depository Receipts** Depository receipts are subject to many of the risks of the underlying securities. For some depository receipts, the custodian or similar financial institution that holds the issuer's shares in a trust account is located in the issuer's home country. In these cases if the issuer's home country does not have developed financial markets, the Fund could be exposed to the credit risk of the custodian or financial institution and greater market risk. In addition, the depository institution may not have physical custody of the underlying securities at all times and may charge fees for various services. The Fund may experience delays in receiving its dividend and interest payments or exercising rights as a shareholder. There may be an increased possibility of untimely responses to certain corporate actions of the issuer in an unsponsored depository receipt program. Accordingly, there may be less information available regarding issuers of securities underlying unsponsored programs and there may not be a correlation between this information and the market value of the depository receipts.

**Calculation Methodology** FTSE Russell relies on various sources of information to assess the criteria of issuers included in the FTSE Saudi Arabia Capped Index, including information that may be based on assumptions and estimates. Neither the Fund nor the investment manager can offer assurances that FTSE Russell's calculation methodology or sources of information will provide an accurate assessment of included issuers or that the included issuers will provide the Fund with the market exposure it seeks.

**Index-Related** There is no assurance that the FTSE Saudi Arabia Capped Index will be determined, composed or calculated accurately. While FTSE Russell provides descriptions of what the FTSE Saudi Arabia Capped Index is designed to achieve, FTSE Russell does not guarantee the quality, accuracy or completeness of data in respect of its indices, and does not guarantee that the FTSE Saudi Arabia Capped Index will be in line with the described index methodology. Gains, losses or costs to the Fund caused by errors in the FTSE Saudi Arabia Capped Index may therefore be borne by the Fund and its shareholders.

**Non-Correlation** There is no guarantee that the Fund will achieve a high degree of correlation to the FTSE Saudi Arabia Capped Index and therefore achieve its investment goal. Market disruptions and regulatory restrictions could have an adverse effect on the Fund's ability to adjust its exposure to the required levels in order to track the FTSE Saudi Arabia Capped Index. In addition, the Fund's NAV may deviate from the FTSE Saudi Arabia Capped Index if the Fund fair values a

portfolio security at a price other than the price used by the FTSE Saudi Arabia Capped Index for that security. To the extent that the investment manager uses a representative sampling strategy, the Fund may not track the return of the FTSE Saudi Arabia Capped Index as well as it would have if the Fund held all of the securities in the FTSE Saudi Arabia Capped Index.

**Tracking Error** Tracking error is the divergence of the Fund's performance from that of the FTSE Saudi Arabia Capped Index. Tracking error may occur because of differences between the securities held in the Fund's portfolio and those included in the FTSE Saudi Arabia Capped Index, pricing differences (including differences between a security's price at the local market close and the Fund's valuation of a security at the time of calculation of the Fund's NAV), transaction costs, the Fund's holding of cash, differences in timing of the accrual of dividends or interest, tax gains or losses, changes to the FTSE Saudi Arabia Capped Index or the need to meet various new or existing regulatory requirements. This risk may be heightened during times of increased market volatility or other unusual market conditions. Tracking error also may result because the Fund incurs fees and expenses, while the FTSE Saudi Arabia Capped Index does not.

**Market Trading** The Fund faces numerous market trading risks, including the potential lack of an active market for Fund shares, losses from trading in secondary markets, periods of high volatility and disruption in the creation/redemption process of the Fund. Any of these factors, among others, may lead to the Fund's shares trading at a premium or discount to NAV. Thus, you may pay more (or less) than NAV when you buy shares of the Fund in the secondary market, and you may receive less (or more) than NAV when you sell those shares in the secondary market. The investment manager cannot predict whether shares will trade above (premium), below (discount) or at NAV.

**Concentration** To the extent the Fund concentrates in a specific industry, a group of industries, sector or type of investment, the Fund will carry much greater risks of adverse developments and price movements in such industries, sectors or investments than a fund that invests in a wider variety of industries, sectors or investments. There is also the risk that the Fund will perform poorly during a slump in demand for securities of companies in such industries or sectors.

The Fund may focus in the banking industry and materials sector. Companies in the banking industry are subject to certain risks, including the effects of: (1) changes in interest rates on the profitability of banks; (2) the rate of corporate and consumer debt defaults; (3) price competition; (4) governmental limitations on a company's loans, other financial commitments, product lines and other operations; and (5) ongoing changes in the financial services industry (including consolidations, development of new products and changes to the industry's regulatory framework).

Companies in the materials sector may be adversely affected by commodity price volatility, exchange rates, import controls, increased competition, depletion of resources, technical advances, labor relations, overproduction, litigation and government regulations, among other factors. Companies in the materials sector are also at risk of liability for environmental damage and product liability claims.

**Non-Diversification** Because the Fund is non-diversified, it may be more sensitive to economic, business, political or other changes affecting individual issuers or investments than a diversified fund, which may negatively impact the Fund's performance and result in greater fluctuation in the value of the Fund's shares.

**Mid Capitalization Companies** Securities issued by mid capitalization companies may be more volatile in price than those of larger companies, involve substantial risks and should be considered speculative. Such risks may include greater sensitivity to economic conditions, less certain growth prospects, lack of depth of management and funds for growth and development, and limited or less developed product lines and markets. In addition, mid capitalization companies may be particularly affected by interest rate increases, as they may find it more difficult to borrow money to continue or expand operations, or may have difficulty in repaying any loans.

**Passive Investment** Unlike many investment companies, the Fund is not actively managed and the investment manager does not attempt to take defensive positions under any market conditions, including declining markets. Therefore, the investment manager would not necessarily buy or sell a security unless that security is added or removed, respectively, from the FTSE Saudi Arabia Capped Index, even if that security generally is underperforming.

**International Closed Market Trading** To the extent that the underlying securities held by the Fund trade on an exchange that is closed when the securities exchange on which the Fund shares list and trade is open, there may be market uncertainty about the stale security pricing (i.e., the last quote from its closed foreign market) resulting in premiums or discounts to NAV that may be greater than those experienced by other ETFs.

**Authorized Participant Concentration** Only an authorized participant (Authorized Participant) may engage in creation or redemption transactions directly with the Fund. The Fund has a limited number of institutions that act as Authorized Participants. To the extent that these institutions exit the business or are unable to proceed with creation and/or redemption orders with respect to the Fund and no other Authorized Participant is able to step forward to create or redeem Creation Units (as defined below), Fund shares may trade at a discount to NAV and possibly face trading halts and/or delisting. This risk may be more pronounced in volatile markets, potentially where there are significant redemptions in ETFs generally.



**Cash Transactions** Unlike certain ETFs, the Fund expects to generally effect its creations and redemptions entirely for cash, rather than for in-kind securities. Therefore, it may be required to sell portfolio securities and subsequently recognize gains on such sales that the Fund might not have recognized if it were to distribute portfolio securities in-kind. As such, investments in Fund shares may be less tax-efficient than an investment in an ETF that distributes portfolio securities entirely in-kind.

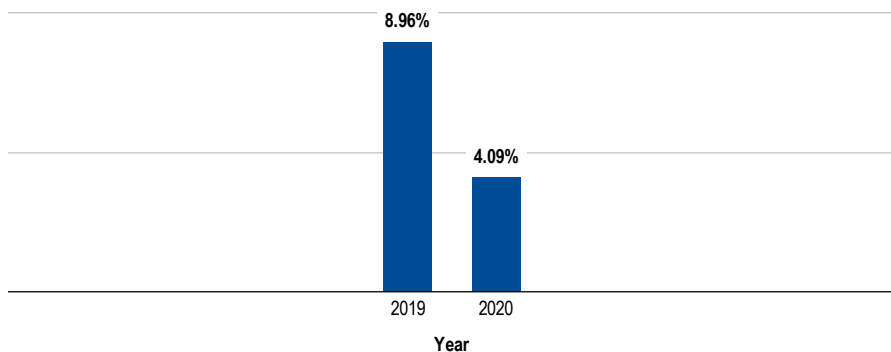
**Small Fund** When the Fund's size is small, the Fund may experience low trading volume and wide bid/ask spreads. In addition, the Fund may face the risk of being delisted if the Fund does not meet certain conditions of the listing exchange.

**Large Shareholder** Certain shareholders, including other funds or accounts advised by the investment manager or an affiliate of the investment manager, may from time to time own a substantial amount of the Fund's shares. In addition, a third-party investor, the investment manager or an affiliate of the investment manager, an authorized participant, a lead market maker, or another entity may invest in the Fund and hold its investment for a limited period of time solely to facilitate commencement of the Fund or to facilitate the Fund's achieving a specified size or scale. There can be no assurance that any large shareholder would not redeem its investment, that the size of the Fund would be maintained at such levels or that the Fund would continue to meet applicable listing requirements. Redemptions by large shareholders could have a significant negative impact on the Fund. In addition, transactions by large shareholders may account for a large percentage of the trading volume on the listing exchange and may, therefore, have a material upward or downward effect on the market price of the shares.

## Performance

The following bar chart and table provide some indication of the risks of investing in the Fund. The bar chart shows changes in the Fund's performance from year to year. The table shows how the Fund's average annual returns for 1 year, 5 years, 10 years or since inception, as applicable, compared with those of the Fund's underlying index. The Fund's past performance (before and after taxes) is not necessarily an indication of how the Fund will perform in the future. You can obtain updated performance information at [franklintempleton.com](http://franklintempleton.com) or by calling (800) DIAL BEN/342-5236.

## Annual Total Returns



Best Quarter:	Q2' 2020	14.18%
Worst Quarter:	Q1' 2020	-22.14%

As of June 30, 2021, the Fund's year-to-date return was 27.52%.

## Average Annual Total Returns

For periods ended December 31, 2020

	1 Year	Since Inception
<b>Franklin FTSE Saudi Arabia ETF</b>		
Return before taxes	4.09%	5.39% <sup>1</sup>
Return after taxes on distributions	3.10%	4.36% <sup>1</sup>
Return after taxes on distributions and sale of Fund shares	2.36%	3.68% <sup>1</sup>
FTSE Saudi Arabia Capped Index (index reflects no deduction for fees, expenses or taxes)	4.58%	5.77% <sup>1</sup>

<sup>1</sup> Since inception October 9, 2018.

The after-tax returns are calculated using the historical highest individual federal marginal income tax rates and do not reflect the impact of state and local taxes. Actual after-tax returns depend on an investor's tax situation and may differ from those shown. After-tax returns are not relevant to investors who hold their Fund shares through tax-deferred arrangements, such as 401(k) plans or individual retirement accounts.

## Investment Manager

Franklin Advisory Services, LLC (Advisory Services)

## Portfolio Managers

### **Dina Ting, CFA**

Senior Vice President of Advisory Services and portfolio manager of the Fund since inception (2018).

### **Hailey Harris**

Vice President of Advisory Services and portfolio manager of the Fund since 2019.

## Purchase and Sale of Fund Shares

The Fund is an ETF. Fund shares may only be purchased and sold on a national securities exchange through a broker-dealer. The price of Fund shares is based on market price, and because ETF shares trade at market prices rather than NAV, shares may trade at a price greater than NAV (a premium) or less than NAV (a discount). The Fund issues or redeems shares that have been aggregated into blocks of 50,000 shares or multiples thereof (Creation Units) to Authorized Participants who have entered into agreements with the Fund's distributor, Franklin Distributors, LLC. The Fund will generally issue or redeem Creation Units in exchange for a basket of cash and/or securities that the Fund specifies each day.

An investor may incur costs attributable to the difference between the highest price a buyer is willing to pay to purchase shares of the Fund (bid) and the lowest price a seller is willing to accept for shares of the Fund (ask) when buying or selling shares in the secondary market (the "bid-ask spread"). Recent information, including information on the Fund's NAV, market price, premiums and discounts, and bid-ask spreads is available on the Fund's website at <https://www.franklintempleton.com/investor/investments-and-solutions/investment-options/etfs/>.

## Taxes

The Fund's distributions are generally taxable to you as ordinary income, capital gains, or some combination of both, unless you are investing through a tax-deferred arrangement, such as a 401(k) plan or an individual retirement account, in which case your distributions would generally be taxed when withdrawn from the tax-deferred account.

## Payments to Broker-Dealers and Other Financial Intermediaries

If you purchase shares of the Fund through a broker-dealer or other financial intermediary (such as a bank), the investment manager or other related companies may pay the intermediary for certain Fund-related activities, including those that are designed to make the intermediary more knowledgeable about exchange traded products, such as the Fund, as well as for marketing, education or other initiatives related to the sale or promotion of Fund shares. These payments may create a

conflict of interest by influencing the broker-dealer or other intermediary and your salesperson to recommend the Fund over another investment. Ask your salesperson or visit your financial intermediary's website for more information.

FLZA

## Franklin FTSE South Africa ETF

### Investment Goal

To seek to provide investment results that closely correspond, before fees and expenses, to the performance of the FTSE/JSE South Africa RIC Capped Index (the FTSE/JSE South Africa Capped Index).

### Fees and Expenses of the Fund

The following table describes the fees and expenses that you will incur if you buy, hold and sell shares of the Fund. You may also incur other fees, such as usual and customary brokerage commissions and other fees to financial intermediaries, which are not reflected in the table and the Example that follows.

#### Annual Fund Operating Expenses

(expenses that you pay each year as a percentage of the value of your investment)

Management fees	0.19%
Distribution and/or service (12b-1) fees	None
Other expenses	None
<b>Total annual Fund operating expenses</b>	<b>0.19%</b>

### Example

This Example is intended to help you compare the cost of investing in the Fund with the cost of investing in other funds. The Example assumes that you invest \$10,000 in the Fund for the time periods indicated and then sell all of your shares at the end of the period. The Example also assumes that your investment has a 5% return each year and that the Fund's operating expenses remain the same. Although your actual costs may be higher or lower, based on these assumptions your costs would be:

	1 Year	3 Years	5 Years	10 Years
	\$19	\$61	\$107	\$243

### Portfolio Turnover

The Fund pays transaction costs, such as commissions, when it buys and sells securities (or "turns over" its portfolio). A higher portfolio turnover rate may indicate higher transaction costs and may result in higher taxes when Fund shares are held

in a taxable account. These costs, which are not reflected in annual Fund operating expenses or in the Example, affect the Fund's performance. During the most recent fiscal year, the Fund's portfolio turnover rate was 11.08% of the average value of its portfolio.

## Principal Investment Strategies

Under normal market conditions, the Fund invests at least 80% of its assets in the component securities of the FTSE/JSE South Africa Capped Index and in depositary receipts representing such securities. The FTSE/JSE South Africa Capped Index is a free float-adjusted market capitalization weighted index maintained and calculated by FTSE Russell with a capping methodology applied quarterly to issuer weights so that no single issuer of a component exceeds 25% of the FTSE/JSE South Africa Capped Index weight, and all issuers with weights above 5% do not cumulatively exceed 50% of the FTSE/JSE South Africa Capped Index's weight. The FTSE/JSE South Africa Capped Index is based on the FTSE South Africa Index and is designed to measure the performance of South African large- and mid-capitalization stocks. FTSE Russell determines eligible securities for the FTSE/JSE South Africa Capped Index based on measures such as the company's place of incorporation, listing country, investor protection regulations present in the country of incorporation, tax domicile, location of headquarters/factors of production and currency of denomination. As of May 31, 2021, the FTSE/JSE South Africa Capped Index was comprised of 60 securities with capitalizations ranging from \$520 million to \$95.18 billion.

The Fund, using a "passive" or indexing investment approach, seeks investment results that closely correspond, before fees and expenses, to the performance of the FTSE/JSE South Africa Capped Index. The investment manager seeks to achieve, over time, a correlation between the Fund's performance, before fees and expenses, and that of the FTSE/JSE South Africa Capped Index of 0.95 or better. A figure of 1.00 would indicate perfect correlation. The Fund may use either a replication strategy or representative sampling strategy. Under a replication strategy, the Fund will replicate the component securities of the FTSE/JSE South Africa Capped Index as closely as possible (i.e., invest in all of the component securities in their respective weightings in the FTSE/JSE South Africa Capped Index). However, under various circumstances, it may not be possible or practicable to replicate the FTSE/JSE South Africa Capped Index. In these circumstances, the Fund may use a "representative sampling" strategy whereby the Fund would invest in what it believes to be a representative sample of the component securities of the FTSE/JSE South Africa Capped Index, but may not track the FTSE/JSE South Africa Capped Index with the same degree of accuracy as would an investment vehicle replicating the entire FTSE/JSE South Africa Capped Index. Under the representative sampling technique, the investment manager will select securities that collectively have an investment profile similar to

that of the FTSE/JSE South Africa Capped Index, including securities that resemble those included in the FTSE/JSE South Africa Capped Index in terms of risk factors, performance attributes and other characteristics, such as market capitalization and industry weightings.

The Fund is a "non-diversified" fund, which means it generally invests a greater proportion of its assets in the securities of one or more issuers and invests overall in a smaller number of issuers than a diversified fund.

The Fund will concentrate its investments (i.e., hold 25% or more of its net assets) in a particular industry or group of industries to approximately the same extent that the FTSE/JSE South Africa Capped Index is concentrated. As of May 31, 2021, the FTSE/JSE South Africa Capped Index was concentrated in the materials and financials sectors.

## Principal Risks

You could lose money by investing in the Fund. Exchange-traded fund (ETF) shares are not deposits or obligations of, or guaranteed or endorsed by, any bank, and are not insured by the Federal Deposit Insurance Corporation, the Federal Reserve Board, or any other agency of the U.S. government. The Fund is subject to the principal risks noted below, any of which may adversely affect the Fund's net asset value (NAV), trading price, yield, total return and ability to meet its investment goal.

**Market** The market values of securities or other investments owned by the Fund will go up or down, sometimes rapidly or unpredictably. The market value of a security or other investment may be reduced by market activity or other results of supply and demand unrelated to the issuer. This is a basic risk associated with all investments. When there are more sellers than buyers, prices tend to fall. Likewise, when there are more buyers than sellers, prices tend to rise.

The current global outbreak of the novel strain of coronavirus, COVID-19, has resulted in market closures and dislocations, extreme volatility, liquidity constraints and increased trading costs. Efforts to contain the spread of COVID-19 have resulted in global travel restrictions and disruptions of healthcare systems, business operations and supply chains, layoffs, reduced consumer demand, defaults and credit ratings downgrades, and other significant economic impacts. The effects of COVID-19 have impacted global economic activity across many industries and may heighten other pre-existing political, social and economic risks, locally or globally. The full impact of the COVID-19 pandemic is unpredictable and may adversely affect the Fund's performance.

Stock prices tend to go up and down more dramatically than those of debt securities. A slower-growth or recessionary economic environment could have an adverse effect on the prices of the various stocks held by the Fund.

**Foreign Securities (non-U.S.)** Investing in foreign securities typically involves more risks than investing in U.S. securities, and includes risks associated with: (i) internal and external political and economic developments – e.g., the political, economic and social policies and structures of some foreign countries may be less stable and more volatile than those in the U.S. or some foreign countries may be subject to trading restrictions or economic sanctions; (ii) trading practices – e.g., government supervision and regulation of foreign securities and currency markets, trading systems and brokers may be less than in the U.S.; (iii) availability of information – e.g., foreign issuers may not be subject to the same disclosure, accounting and financial reporting standards and practices as U.S. issuers; (iv) limited markets – e.g., the securities of certain foreign issuers may be less liquid (harder to sell) and more volatile; and (v) currency exchange rate fluctuations and policies (e.g., fluctuations may negatively affect investments denominated in foreign currencies and any income received or expenses paid by the Fund in that foreign currency). The risks of foreign investments may be greater in developing or emerging market countries.

**Emerging Market Countries** The Fund's investments in emerging market issuers are subject to all of the risks of foreign investing generally, and have additional heightened risks due to a lack of established legal, political, business and social frameworks to support securities markets, including: delays in settling portfolio securities transactions; currency and capital controls; greater sensitivity to interest rate changes; pervasiveness of corruption and crime; currency exchange rate volatility; and inflation, deflation or currency devaluation.

**Geographic Focus** Because the Fund invests its assets primarily in companies in a specific country and region, the Fund is subject to greater risks of adverse developments in that country, region and/or the surrounding regions than a fund that is more broadly diversified geographically. Political, social or economic disruptions in the country or region, even in countries in which the Fund is not invested, may adversely affect the value of investments held by the Fund.

Investments in securities of South African issuers involve risks that are specific to South Africa, including certain legal, regulatory, political, currency and economic risks. South Africa's economy is heavily dependent on its agriculture and mining sectors, and, thus, susceptible to fluctuations in the commodity markets. In recent years, an unstable electricity supply in South Africa has stifled economic growth, which may adversely affect the value of the Fund's investments. In addition, the securities markets in Africa are underdeveloped and are often considered to be less correlated to global economic cycles than markets located in more developed economies, countries or geographic regions. For example, securities markets in African countries are subject to greater risks associated with market volatility, lower market capitalization, lower trading volume, illiquidity, inflation, greater price fluctuations, uncertainty regarding the existence of trading markets, governmental



control and heavy regulation of labor and industry. Moreover, trading on African securities markets may be suspended altogether. South Africa is located in a part of the world that has historically been prone to natural disasters, such as droughts, and is economically sensitive to environmental events. Any such event may adversely impact South Africa's economy or business operations of companies in South Africa, causing an adverse impact on the value of the Fund.

**Depository Receipts** Depository receipts are subject to many of the risks of the underlying securities. For some depository receipts, the custodian or similar financial institution that holds the issuer's shares in a trust account is located in the issuer's home country. In these cases if the issuer's home country does not have developed financial markets, the Fund could be exposed to the credit risk of the custodian or financial institution and greater market risk. In addition, the depository institution may not have physical custody of the underlying securities at all times and may charge fees for various services. The Fund may experience delays in receiving its dividend and interest payments or exercising rights as a shareholder. There may be an increased possibility of untimely responses to certain corporate actions of the issuer in an unsponsored depository receipt program. Accordingly, there may be less information available regarding issuers of securities underlying unsponsored programs and there may not be a correlation between this information and the market value of the depository receipts.

**Calculation Methodology** FTSE Russell relies on various sources of information to assess the criteria of issuers included in the FTSE/JSE South Africa Capped Index, including information that may be based on assumptions and estimates. Neither the Fund nor the investment manager can offer assurances that FTSE Russell's calculation methodology or sources of information will provide an accurate assessment of included issuers or that the included issuers will provide the Fund with the market exposure it seeks.

**Index-Related** There is no assurance that the FTSE/JSE South Africa Capped Index will be determined, composed or calculated accurately. While FTSE Russell provides descriptions of what the FTSE/JSE South Africa Capped Index is designed to achieve, FTSE Russell does not guarantee the quality, accuracy or completeness of data in respect of its indices, and does not guarantee that the FTSE/JSE South Africa Capped Index will be in line with the described index methodology. Gains, losses or costs to the Fund caused by errors in the FTSE/JSE South Africa Capped Index may therefore be borne by the Fund and its shareholders.

**Non-Correlation** There is no guarantee that the Fund will achieve a high degree of correlation to the FTSE/JSE South Africa Capped Index and therefore achieve its investment goal. Market disruptions and regulatory restrictions could have an adverse effect on the Fund's ability to adjust its exposure to the required levels in order to track the FTSE/JSE South Africa Capped Index. In addition, the Fund's

NAV may deviate from the FTSE/JSE South Africa Capped Index if the Fund fair values a portfolio security at a price other than the price used by the FTSE/JSE South Africa Capped Index for that security. To the extent that the investment manager uses a representative sampling strategy, the Fund may not track the return of the FTSE/JSE South Africa Capped Index as well as it would have if the Fund held all of the securities in the FTSE/JSE South Africa Capped Index.

**Tracking Error** Tracking error is the divergence of the Fund's performance from that of the FTSE/JSE South Africa Capped Index. Tracking error may occur because of differences between the securities held in the Fund's portfolio and those included in the FTSE/JSE South Africa Capped Index, pricing differences (including differences between a security's price at the local market close and the Fund's valuation of a security at the time of calculation of the Fund's NAV), transaction costs, the Fund's holding of cash, differences in timing of the accrual of dividends or interest, tax gains or losses, changes to the FTSE/JSE South Africa Capped Index or the need to meet various new or existing regulatory requirements. This risk may be heightened during times of increased market volatility or other unusual market conditions. Tracking error also may result because the Fund incurs fees and expenses, while the FTSE/JSE South Africa Capped Index does not.

**Market Trading** The Fund faces numerous market trading risks, including the potential lack of an active market for Fund shares, losses from trading in secondary markets, periods of high volatility and disruption in the creation/redemption process of the Fund. Any of these factors, among others, may lead to the Fund's shares trading at a premium or discount to NAV. Thus, you may pay more (or less) than NAV when you buy shares of the Fund in the secondary market, and you may receive less (or more) than NAV when you sell those shares in the secondary market. The investment manager cannot predict whether shares will trade above (premium), below (discount) or at NAV.

**Concentration** To the extent the Fund concentrates in a specific industry, a group of industries, sector or type of investment, the Fund will carry much greater risks of adverse developments and price movements in such industries, sectors or investments than a fund that invests in a wider variety of industries, sectors or investments. There is also the risk that the Fund will perform poorly during a slump in demand for securities of companies in such industries or sectors.

The Fund may focus in the materials and financial sectors. Companies in the materials sector may be adversely affected by commodity price volatility, exchange rates, import controls, increased competition, depletion of resources, technical advances, labor relations, overproduction, litigation and government regulations, among other factors. Companies in the materials sector are also at risk of liability for environmental damage and product liability claims. Financial services companies are subject to extensive government regulation that may affect their profitability in many ways, including by limiting the amount and types of loans and

other commitments they can make, and the interest rates and fees they can charge. A financial services company's profitability, and therefore its stock prices, is especially sensitive to interest rate changes as well as the ability of borrowers to repay their loans. Changing regulations, continuing consolidations, and development of new products and structures all are likely to have a significant impact on financial services companies.

**Non-Diversification** Because the Fund is non-diversified, it may be more sensitive to economic, business, political or other changes affecting individual issuers or investments than a diversified fund, which may negatively impact the Fund's performance and result in greater fluctuation in the value of the Fund's shares.

**Mid Capitalization Companies** Securities issued by mid capitalization companies may be more volatile in price than those of larger companies, involve substantial risks and should be considered speculative. Such risks may include greater sensitivity to economic conditions, less certain growth prospects, lack of depth of management and funds for growth and development, and limited or less developed product lines and markets. In addition, mid capitalization companies may be particularly affected by interest rate increases, as they may find it more difficult to borrow money to continue or expand operations, or may have difficulty in repaying any loans.

**Passive Investment** Unlike many investment companies, the Fund is not actively managed and the investment manager does not attempt to take defensive positions under any market conditions, including declining markets. Therefore, the investment manager would not necessarily buy or sell a security unless that security is added or removed, respectively, from the FTSE/JSE South Africa Capped Index, even if that security generally is underperforming.

**International Closed Market Trading** To the extent that the underlying securities held by the Fund trade on an exchange that is closed when the securities exchange on which the Fund shares list and trade is open, there may be market uncertainty about the stale security pricing (i.e., the last quote from its closed foreign market) resulting in premiums or discounts to NAV that may be greater than those experienced by other ETFs.

**Authorized Participant Concentration** Only an authorized participant (Authorized Participant) may engage in creation or redemption transactions directly with the Fund. The Fund has a limited number of institutions that act as Authorized Participants. To the extent that these institutions exit the business or are unable to proceed with creation and/or redemption orders with respect to the Fund and no other Authorized Participant is able to step forward to create or redeem Creation Units (as defined below), Fund shares may trade at a discount to NAV and possibly face trading halts and/or delisting. This risk may be more pronounced in volatile markets, potentially where there are significant redemptions in ETFs generally.

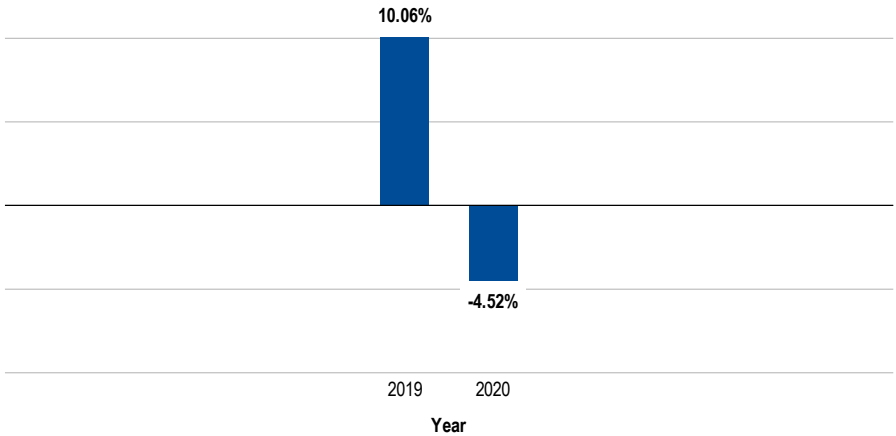
**Small Fund** When the Fund's size is small, the Fund may experience low trading volume and wide bid/ask spreads. In addition, the Fund may face the risk of being delisted if the Fund does not meet certain conditions of the listing exchange.

**Large Shareholder** Certain shareholders, including other funds or accounts advised by the investment manager or an affiliate of the investment manager, may from time to time own a substantial amount of the Fund's shares. In addition, a third-party investor, the investment manager or an affiliate of the investment manager, an authorized participant, a lead market maker, or another entity may invest in the Fund and hold its investment for a limited period of time solely to facilitate commencement of the Fund or to facilitate the Fund's achieving a specified size or scale. There can be no assurance that any large shareholder would not redeem its investment, that the size of the Fund would be maintained at such levels or that the Fund would continue to meet applicable listing requirements. Redemptions by large shareholders could have a significant negative impact on the Fund. In addition, transactions by large shareholders may account for a large percentage of the trading volume on the listing exchange and may, therefore, have a material upward or downward effect on the market price of the shares.

## Performance

The following bar chart and table provide some indication of the risks of investing in the Fund. The bar chart shows changes in the Fund's performance from year to year. The table shows how the Fund's average annual returns for 1 year, 5 years, 10 years or since inception, as applicable, compared with those of the Fund's underlying index. The Fund's past performance (before and after taxes) is not necessarily an indication of how the Fund will perform in the future. You can obtain updated performance information at [franklintempleton.com](http://franklintempleton.com) or by calling (800) DIAL BEN/342-5236.

## Annual Total Returns



Best Quarter:	Q2' 2020	27.00%
Worst Quarter:	Q1' 2020	-42.44%

As of June 30, 2021, the Fund's year-to-date return was 13.54%.

## Average Annual Total Returns

For periods ended December 31, 2020

	1 Year	Since Inception
<b>Franklin FTSE South Africa ETF</b>		
Return before taxes	-4.52%	5.03% <sup>1</sup>
Return after taxes on distributions	-5.54%	2.65% <sup>1</sup>
Return after taxes on distributions and sale of Fund shares	-2.12%	3.08% <sup>1</sup>
FTSE/JSE South Africa Capped Index (index reflects no deduction for fees, expenses or taxes)	-4.43%	5.16% <sup>1</sup>

<sup>1</sup> Since inception October 10, 2018.

The after-tax returns are calculated using the historical highest individual federal marginal income tax rates and do not reflect the impact of state and local taxes. Actual after-tax returns depend on an investor's tax situation and may differ from those shown. After-tax returns are not relevant to investors who hold their Fund shares through tax-deferred arrangements, such as 401(k) plans or individual retirement accounts.

## Investment Manager

Franklin Advisory Services, LLC (Advisory Services)

## Portfolio Managers

### **Dina Ting, CFA**

Senior Vice President of Advisory Services and portfolio manager of the Fund since inception (2018).

### **Hailey Harris**

Vice President of Advisory Services and portfolio manager of the Fund since 2019.

## Purchase and Sale of Fund Shares

The Fund is an ETF. Fund shares may only be purchased and sold on a national securities exchange through a broker-dealer. The price of Fund shares is based on market price, and because ETF shares trade at market prices rather than NAV, shares may trade at a price greater than NAV (a premium) or less than NAV (a discount). The Fund issues or redeems shares that have been aggregated into blocks of 50,000 shares or multiples thereof (Creation Units) to Authorized Participants who have entered into agreements with the Fund's distributor, Franklin Distributors, LLC. The Fund will generally issue or redeem Creation Units in exchange for a basket of securities (and an amount of cash) that the Fund specifies each day.

An investor may incur costs attributable to the difference between the highest price a buyer is willing to pay to purchase shares of the Fund (bid) and the lowest price a seller is willing to accept for shares of the Fund (ask) when buying or selling shares in the secondary market (the "bid-ask spread"). Recent information, including information on the Fund's NAV, market price, premiums and discounts, and bid-ask spreads is available on the Fund's website at <https://www.franklintempleton.com/investor/investments-and-solutions/investment-options/etfs/>.

## Taxes

The Fund's distributions are generally taxable to you as ordinary income, capital gains, or some combination of both, unless you are investing through a tax-deferred arrangement, such as a 401(k) plan or an individual retirement account, in which case your distributions would generally be taxed when withdrawn from the tax-deferred account.

## Payments to Broker-Dealers and Other Financial Intermediaries

If you purchase shares of the Fund through a broker-dealer or other financial intermediary (such as a bank), the investment manager or other related companies may pay the intermediary for certain Fund-related activities, including those that are designed to make the intermediary more knowledgeable about exchange traded products, such as the Fund, as well as for marketing, education or other initiatives

related to the sale or promotion of Fund shares. These payments may create a conflict of interest by influencing the broker-dealer or other intermediary and your salesperson to recommend the Fund over another investment. Ask your salesperson or visit your financial intermediary's website for more information.

FLKR

## Franklin FTSE South Korea ETF

### Investment Goal

To seek to provide investment results that closely correspond, before fees and expenses, to the performance of the FTSE South Korea RIC Capped Index (the FTSE South Korea Capped Index).

### Fees and Expenses of the Fund

The following table describes the fees and expenses that you will incur if you buy, hold and sell shares of the Fund. You may also incur other fees, such as usual and customary brokerage commissions and other fees to financial intermediaries, which are not reflected in the table and the Example that follows.

#### Annual Fund Operating Expenses

(expenses that you pay each year as a percentage of the value of your investment)

Management fees	0.09%
Distribution and/or service (12b-1) fees	None
Other expenses	None
<b>Total annual Fund operating expenses</b>	<b>0.09%</b>

### Example

This Example is intended to help you compare the cost of investing in the Fund with the cost of investing in other funds. The Example assumes that you invest \$10,000 in the Fund for the time periods indicated and then sell all of your shares at the end of the period. The Example also assumes that your investment has a 5% return each year and that the Fund's operating expenses remain the same. Although your actual costs may be higher or lower, based on these assumptions your costs would be:

	1 Year	3 Years	5 Years	10 Years
	\$9	\$29	\$51	\$115

### Portfolio Turnover

The Fund pays transaction costs, such as commissions, when it buys and sells securities (or "turns over" its portfolio). A higher portfolio turnover rate may indicate higher transaction costs and may result in higher taxes when Fund shares are held



in a taxable account. These costs, which are not reflected in annual Fund operating expenses or in the Example, affect the Fund's performance. During the most recent fiscal year, the Fund's portfolio turnover rate was 8.65% of the average value of its portfolio.

## Principal Investment Strategies

Under normal market conditions, the Fund invests at least 80% of its assets in the component securities of the FTSE South Korea Capped Index and in depositary receipts representing such securities. The FTSE South Korea Capped Index is a free float-adjusted market capitalization weighted index maintained and calculated by FTSE Russell with a capping methodology applied quarterly to issuer weights so that no single issuer of a component exceeds 25% of the FTSE South Korea Capped Index weight, and all issuers with weights above 5% do not cumulatively exceed 50% of the FTSE South Korea Capped Index's weight. The FTSE South Korea Capped Index is based on the FTSE South Korea Index and is designed to measure the performance of South Korean large- and mid-capitalization stocks. FTSE Russell determines eligible securities for the FTSE South Korea Capped Index based on measures such as the company's place of incorporation, listing country, investor protection regulations present in the country of incorporation, tax domicile, location of headquarters/factors of production and currency of denomination. As of May 31, 2021, the FTSE South Korea Capped Index was comprised of 145 securities with capitalizations ranging from \$317 million to \$492.16 billion.

The Fund, using a "passive" or indexing investment approach, seeks investment results that closely correspond, before fees and expenses, to the performance of the FTSE South Korea Capped Index. The investment manager seeks to achieve, over time, a correlation between the Fund's performance, before fees and expenses, and that of the FTSE South Korea Capped Index of 0.95 or better. A figure of 1.00 would indicate perfect correlation. The Fund may use either a replication strategy or representative sampling strategy. Under a replication strategy, the Fund will replicate the component securities of the FTSE South Korea Capped Index as closely as possible (i.e., invest in all of the component securities in their respective weightings in the FTSE South Korea Capped Index). However, under various circumstances, it may not be possible or practicable to replicate the FTSE South Korea Capped Index. In these circumstances, the Fund may use a "representative sampling" strategy whereby the Fund would invest in what it believes to be a representative sample of the component securities of the FTSE South Korea Capped Index, but may not track the FTSE South Korea Capped Index with the same degree of accuracy as would an investment vehicle replicating the entire FTSE South Korea Capped Index. Under the representative sampling technique, the investment manager will select securities that collectively have an investment profile similar to that of the FTSE South Korea Capped Index, including

securities that resemble those included in the FTSE South Korea Capped Index in terms of risk factors, performance attributes and other characteristics, such as market capitalization and industry weightings.

The Fund is a "non-diversified" fund, which means it generally invests a greater proportion of its assets in the securities of one or more issuers and invests overall in a smaller number of issuers than a diversified fund.

The Fund will concentrate its investments (i.e., hold 25% or more of its net assets) in a particular industry or group of industries to approximately the same extent that the FTSE South Korea Capped Index is concentrated. As of May 31, 2021, the FTSE South Korea Capped Index was concentrated in the technology sector.

## Principal Risks

You could lose money by investing in the Fund. Exchange-traded fund (ETF) shares are not deposits or obligations of, or guaranteed or endorsed by, any bank, and are not insured by the Federal Deposit Insurance Corporation, the Federal Reserve Board, or any other agency of the U.S. government. The Fund is subject to the principal risks noted below, any of which may adversely affect the Fund's net asset value (NAV), trading price, yield, total return and ability to meet its investment goal.

**Market** The market values of securities or other investments owned by the Fund will go up or down, sometimes rapidly or unpredictably. The market value of a security or other investment may be reduced by market activity or other results of supply and demand unrelated to the issuer. This is a basic risk associated with all investments. When there are more sellers than buyers, prices tend to fall. Likewise, when there are more buyers than sellers, prices tend to rise.

The current global outbreak of the novel strain of coronavirus, COVID-19, has resulted in market closures and dislocations, extreme volatility, liquidity constraints and increased trading costs. Efforts to contain the spread of COVID-19 have resulted in global travel restrictions and disruptions of healthcare systems, business operations and supply chains, layoffs, reduced consumer demand, defaults and credit ratings downgrades, and other significant economic impacts. The effects of COVID-19 have impacted global economic activity across many industries and may heighten other pre-existing political, social and economic risks, locally or globally. The full impact of the COVID-19 pandemic is unpredictable and may adversely affect the Fund's performance.

Stock prices tend to go up and down more dramatically than those of debt securities. A slower-growth or recessionary economic environment could have an adverse effect on the prices of the various stocks held by the Fund.

**Foreign Securities (non-U.S.)** Investing in foreign securities typically involves more risks than investing in U.S. securities, and includes risks associated with: (i)

internal and external political and economic developments – e.g., the political, economic and social policies and structures of some foreign countries may be less stable and more volatile than those in the U.S. or some foreign countries may be subject to trading restrictions or economic sanctions; (ii) trading practices – e.g., government supervision and regulation of foreign securities and currency markets, trading systems and brokers may be less than in the U.S.; (iii) availability of information – e.g., foreign issuers may not be subject to the same disclosure, accounting and financial reporting standards and practices as U.S. issuers; (iv) limited markets – e.g., the securities of certain foreign issuers may be less liquid (harder to sell) and more volatile; and (v) currency exchange rate fluctuations and policies (e.g., fluctuations may negatively affect investments denominated in foreign currencies and any income received or expenses paid by the Fund in that foreign currency).

**Geographic Focus** Because the Fund invests its assets primarily in companies in a specific country and region, the Fund is subject to greater risks of adverse developments in that country, region and/or the surrounding regions than a fund that is more broadly diversified geographically. Political, social or economic disruptions in the country or region, even in countries in which the Fund is not invested, may adversely affect the value of investments held by the Fund.

Investments in South Korean issuers may subject the Fund to legal, regulatory, political, currency, security, and economic risks that are specific to South Korea. In addition, economic and political developments of South Korea's neighbors or potential hostilities with North Korea may have an adverse effect on the South Korean economy.

**Depository Receipts** Depository receipts are subject to many of the risks of the underlying securities. For some depository receipts, the custodian or similar financial institution that holds the issuer's shares in a trust account is located in the issuer's home country. In these cases if the issuer's home country does not have developed financial markets, the Fund could be exposed to the credit risk of the custodian or financial institution and greater market risk. In addition, the depository institution may not have physical custody of the underlying securities at all times and may charge fees for various services. The Fund may experience delays in receiving its dividend and interest payments or exercising rights as a shareholder. There may be an increased possibility of untimely responses to certain corporate actions of the issuer in an unsponsored depository receipt program. Accordingly, there may be less information available regarding issuers of securities underlying unsponsored programs and there may not be a correlation between this information and the market value of the depository receipts.

**Calculation Methodology** FTSE Russell relies on various sources of information to assess the criteria of issuers included in the FTSE South Korea Capped Index, including information that may be based on assumptions and estimates. Neither the

Fund nor the investment manager can offer assurances that FTSE Russell's calculation methodology or sources of information will provide an accurate assessment of included issuers or that the included issuers will provide the Fund with the market exposure it seeks.

**Index-Related** There is no assurance that the FTSE South Korea Capped Index will be determined, composed or calculated accurately. While FTSE Russell provides descriptions of what the FTSE South Korea Capped Index is designed to achieve, FTSE Russell does not guarantee the quality, accuracy or completeness of data in respect of its indices, and does not guarantee that the FTSE South Korea Capped Index will be in line with the described index methodology. Gains, losses or costs to the Fund caused by errors in the FTSE South Korea Capped Index may therefore be borne by the Fund and its shareholders.

**Non-Correlation** There is no guarantee that the Fund will achieve a high degree of correlation to the FTSE South Korea Capped Index and therefore achieve its investment goal. Market disruptions and regulatory restrictions could have an adverse effect on the Fund's ability to adjust its exposure to the required levels in order to track the FTSE South Korea Capped Index. In addition, the Fund's NAV may deviate from the FTSE South Korea Capped Index if the Fund fair values a portfolio security at a price other than the price used by the FTSE South Korea Capped Index for that security. To the extent that the investment manager uses a representative sampling strategy, the Fund may not track the return of the FTSE South Korea Capped Index as well as it would have if the Fund held all of the securities in the FTSE South Korea Capped Index.

**Tracking Error** Tracking error is the divergence of the Fund's performance from that of the FTSE South Korea Capped Index. Tracking error may occur because of differences between the securities held in the Fund's portfolio and those included in the FTSE South Korea Capped Index, pricing differences (including differences between a security's price at the local market close and the Fund's valuation of a security at the time of calculation of the Fund's NAV), transaction costs, the Fund's holding of cash, differences in timing of the accrual of dividends or interest, tax gains or losses, changes to the FTSE South Korea Capped Index or the need to meet various new or existing regulatory requirements. This risk may be heightened during times of increased market volatility or other unusual market conditions. Tracking error also may result because the Fund incurs fees and expenses, while the FTSE South Korea Capped Index does not.

**Market Trading** The Fund faces numerous market trading risks, including the potential lack of an active market for Fund shares, losses from trading in secondary markets, periods of high volatility and disruption in the creation/redemption process of the Fund. Any of these factors, among others, may lead to the Fund's shares trading at a premium or discount to NAV. Thus, you may pay more (or less) than NAV when you buy shares of the Fund in the secondary market, and you may

receive less (or more) than NAV when you sell those shares in the secondary market. The investment manager cannot predict whether shares will trade above (premium), below (discount) or at NAV.

**Concentration** To the extent the Fund concentrates in a specific industry, a group of industries, sector or type of investment, the Fund will carry much greater risks of adverse developments and price movements in such industries, sectors or investments than a fund that invests in a wider variety of industries, sectors or investments. There is also the risk that the Fund will perform poorly during a slump in demand for securities of companies in such industries or sectors.

The Fund may focus in the technology sector. The technology sector has historically been volatile due to the rapid pace of product change and development within the sector. Companies in the technology sector may be affected by worldwide technological developments, the success of their products and services (which may be outdated quickly), anticipated products or services that are delayed or cancelled, and investor perception of the company and/or its products or services. Technology companies may also be affected by legislation or changes in government regulation and policies.

**Non-Diversification** Because the Fund is non-diversified, it may be more sensitive to economic, business, political or other changes affecting individual issuers or investments than a diversified fund, which may negatively impact the Fund's performance and result in greater fluctuation in the value of the Fund's shares.

**Mid Capitalization Companies** Securities issued by mid capitalization companies may be more volatile in price than those of larger companies, involve substantial risks and should be considered speculative. Such risks may include greater sensitivity to economic conditions, less certain growth prospects, lack of depth of management and funds for growth and development, and limited or less developed product lines and markets. In addition, mid capitalization companies may be particularly affected by interest rate increases, as they may find it more difficult to borrow money to continue or expand operations, or may have difficulty in repaying any loans.

**Passive Investment** Unlike many investment companies, the Fund is not actively managed and the investment manager does not attempt to take defensive positions under any market conditions, including declining markets. Therefore, the investment manager would not necessarily buy or sell a security unless that security is added or removed, respectively, from the FTSE South Korea Capped Index, even if that security generally is underperforming.

**International Closed Market Trading** To the extent that the underlying securities held by the Fund trade on an exchange that is closed when the securities exchange on which the Fund shares list and trade is open, there may be market uncertainty about the stale security pricing (i.e., the last quote from its closed

foreign market) resulting in premiums or discounts to NAV that may be greater than those experienced by other ETFs.

**Authorized Participant Concentration** Only an authorized participant (Authorized Participant) may engage in creation or redemption transactions directly with the Fund. The Fund has a limited number of institutions that act as Authorized Participants. To the extent that these institutions exit the business or are unable to proceed with creation and/or redemption orders with respect to the Fund and no other Authorized Participant is able to step forward to create or redeem Creation Units (as defined below), Fund shares may trade at a discount to NAV and possibly face trading halts and/or delisting. This risk may be more pronounced in volatile markets, potentially where there are significant redemptions in ETFs generally.

**Cash Transactions** Unlike certain ETFs, the Fund expects to generally effect its creations and redemptions entirely for cash, rather than for in-kind securities. Therefore, it may be required to sell portfolio securities and subsequently recognize gains on such sales that the Fund might not have recognized if it were to distribute portfolio securities in-kind. As such, investments in Fund shares may be less tax-efficient than an investment in an ETF that distributes portfolio securities entirely in-kind.

**Small Fund** When the Fund's size is small, the Fund may experience low trading volume and wide bid/ask spreads. In addition, the Fund may face the risk of being delisted if the Fund does not meet certain conditions of the listing exchange.

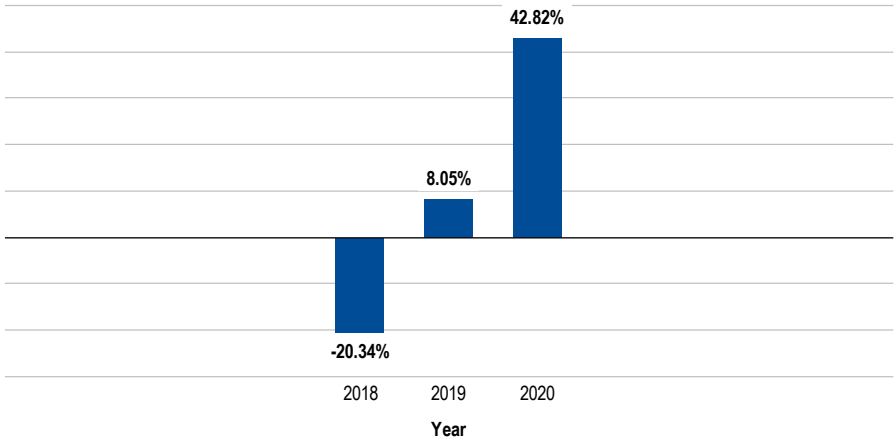
**Large Shareholder** Certain shareholders, including other funds or accounts advised by the investment manager or an affiliate of the investment manager, may from time to time own a substantial amount of the Fund's shares. In addition, a third-party investor, the investment manager or an affiliate of the investment manager, an authorized participant, a lead market maker, or another entity may invest in the Fund and hold its investment for a limited period of time solely to facilitate commencement of the Fund or to facilitate the Fund's achieving a specified size or scale. There can be no assurance that any large shareholder would not redeem its investment, that the size of the Fund would be maintained at such levels or that the Fund would continue to meet applicable listing requirements. Redemptions by large shareholders could have a significant negative impact on the Fund. In addition, transactions by large shareholders may account for a large percentage of the trading volume on the listing exchange and may, therefore, have a material upward or downward effect on the market price of the shares.

## Performance

The following bar chart and table provide some indication of the risks of investing in the Fund. The bar chart shows changes in the Fund's performance from year to year. The table shows how the Fund's average annual returns for 1 year, 5 years,

10 years or since inception, as applicable, compared with those of the Fund's underlying index. The Fund's past performance (before and after taxes) is not necessarily an indication of how the Fund will perform in the future. You can obtain updated performance information at [franklintempleton.com](http://franklintempleton.com) or by calling (800) DIAL BEN/342-5236.

## Annual Total Returns



Best Quarter:	Q4' 2020	35.90%
Worst Quarter:	Q1' 2020	-23.52%

As of June 30, 2021, the Fund's year-to-date return was 9.92%.

## Average Annual Total Returns

For periods ended December 31, 2020

	1 Year	Since Inception
<b>Franklin FTSE South Korea ETF</b>		
Return before taxes	42.82%	7.63% <sup>1</sup>
Return after taxes on distributions	42.47%	6.96% <sup>1</sup>
Return after taxes on distributions and sale of Fund shares	25.58%	5.64% <sup>1</sup>
FTSE South Korea Capped Index (index reflects no deduction for fees, expenses or taxes)	42.65%	7.56% <sup>1</sup>

<sup>1</sup> Since inception November 2, 2017.

The after-tax returns are calculated using the historical highest individual federal marginal income tax rates and do not reflect the impact of state and local taxes. Actual after-tax returns depend on an investor's tax situation and may differ from

those shown. After-tax returns are not relevant to investors who hold their Fund shares through tax-deferred arrangements, such as 401(k) plans or individual retirement accounts.

## Investment Manager

Franklin Advisory Services, LLC (Advisory Services)

## Portfolio Managers

### **Dina Ting, CFA**

Senior Vice President of Advisory Services and portfolio manager of the Fund since inception (2017).

### **Hailey Harris**

Vice President of Advisory Services and portfolio manager of the Fund since 2019.

## Purchase and Sale of Fund Shares

The Fund is an ETF. Fund shares may only be purchased and sold on a national securities exchange through a broker-dealer. The price of Fund shares is based on market price, and because ETF shares trade at market prices rather than NAV, shares may trade at a price greater than NAV (a premium) or less than NAV (a discount). The Fund issues or redeems shares that have been aggregated into blocks of 100,000 shares or multiples thereof (Creation Units) to Authorized Participants who have entered into agreements with the Fund's distributor, Franklin Distributors, LLC. The Fund will generally issue or redeem Creation Units in exchange for a basket of cash and/or securities that the Fund specifies each day.

An investor may incur costs attributable to the difference between the highest price a buyer is willing to pay to purchase shares of the Fund (bid) and the lowest price a seller is willing to accept for shares of the Fund (ask) when buying or selling shares in the secondary market (the "bid-ask spread"). Recent information, including information on the Fund's NAV, market price, premiums and discounts, and bid-ask spreads is available on the Fund's website at <https://www.franklintempleton.com/investor/investments-and-solutions/investment-options/etfs/>.

## Taxes

The Fund's distributions are generally taxable to you as ordinary income, capital gains, or some combination of both, unless you are investing through a tax-deferred arrangement, such as a 401(k) plan or an individual retirement account, in which case your distributions would generally be taxed when withdrawn from the tax-deferred account.



## Payments to Broker-Dealers and Other Financial Intermediaries

If you purchase shares of the Fund through a broker-dealer or other financial intermediary (such as a bank), the investment manager or other related companies may pay the intermediary for certain Fund-related activities, including those that are designed to make the intermediary more knowledgeable about exchange traded products, such as the Fund, as well as for marketing, education or other initiatives related to the sale or promotion of Fund shares. These payments may create a conflict of interest by influencing the broker-dealer or other intermediary and your salesperson to recommend the Fund over another investment. Ask your salesperson or visit your financial intermediary's website for more information.

FLSW

# Franklin FTSE Switzerland ETF

## Investment Goal

To seek to provide investment results that closely correspond, before fees and expenses, to the performance of the FTSE Switzerland RIC Capped Index (the FTSE Switzerland Capped Index).

## Fees and Expenses of the Fund

The following table describes the fees and expenses that you will incur if you buy, hold and sell shares of the Fund. You may also incur other fees, such as usual and customary brokerage commissions and other fees to financial intermediaries, which are not reflected in the table and the Example that follows.

### Annual Fund Operating Expenses

(expenses that you pay each year as a percentage of the value of your investment)

Management fees	0.09%
Distribution and/or service (12b-1) fees	None
Other expenses	None
<b>Total annual Fund operating expenses</b>	<b>0.09%</b>

## Example

This Example is intended to help you compare the cost of investing in the Fund with the cost of investing in other funds. The Example assumes that you invest \$10,000 in the Fund for the time periods indicated and then sell all of your shares at the end of the period. The Example also assumes that your investment has a 5% return each year and that the Fund's operating expenses remain the same. Although your actual costs may be higher or lower, based on these assumptions your costs would be:

	1 Year	3 Years	5 Years	10 Years
	\$9	\$29	\$51	\$115

## Portfolio Turnover

The Fund pays transaction costs, such as commissions, when it buys and sells securities (or "turns over" its portfolio). A higher portfolio turnover rate may indicate higher transaction costs and may result in higher taxes when Fund shares are held

in a taxable account. These costs, which are not reflected in annual Fund operating expenses or in the Example, affect the Fund's performance. During the most recent fiscal year, the Fund's portfolio turnover rate was 12.59% of the average value of its portfolio.

## Principal Investment Strategies

Under normal market conditions, the Fund invests at least 80% of its assets in the component securities of the FTSE Switzerland Capped Index and in depositary receipts representing such securities. The FTSE Switzerland Capped Index is a free float-adjusted market capitalization weighted index maintained and calculated by FTSE Russell with a capping methodology applied quarterly to issuer weights so that no single issuer of a component exceeds 25% of the FTSE Switzerland Capped Index weight, and all issuers with weights above 5% do not cumulatively exceed 50% of the FTSE Switzerland Capped Index's weight. The FTSE Switzerland Capped Index is based on the FTSE Switzerland Index and is designed to measure the performance of Swiss large- and mid-capitalization stocks. FTSE Russell determines eligible securities for the FTSE Switzerland Capped Index based on measures such as the company's place of incorporation, listing country, investor protection regulations present in the country of incorporation, tax domicile, location of headquarters/factors of production and currency of denomination. As of May 31, 2021, the FTSE Switzerland Capped Index was comprised of 52 securities with capitalizations ranging from \$3.59 billion to \$346.68 billion.

The Fund, using a "passive" or indexing investment approach, seeks investment results that closely correspond, before fees and expenses, to the performance of the FTSE Switzerland Capped Index. The investment manager seeks to achieve, over time, a correlation between the Fund's performance, before fees and expenses, and that of the FTSE Switzerland Capped Index of 0.95 or better. A figure of 1.00 would indicate perfect correlation. The Fund may use either a replication strategy or representative sampling strategy. Under a replication strategy, the Fund will replicate the component securities of the FTSE Switzerland Capped Index as closely as possible (i.e., invest in all of the component securities in their respective weightings in the FTSE Switzerland Capped Index). However, under various circumstances, it may not be possible or practicable to replicate the FTSE Switzerland Capped Index. In these circumstances, the Fund may use a "representative sampling" strategy whereby the Fund would invest in what it believes to be a representative sample of the component securities of the FTSE Switzerland Capped Index, but may not track the FTSE Switzerland Capped Index with the same degree of accuracy as would an investment vehicle replicating the entire FTSE Switzerland Capped Index. Under the representative sampling technique, the investment manager will select securities that collectively have an investment profile similar to that of the FTSE Switzerland Capped Index, including

securities that resemble those included in the FTSE Switzerland Capped Index in terms of risk factors, performance attributes and other characteristics, such as market capitalization and industry weightings.

The Fund is a "non-diversified" fund, which means it generally invests a greater proportion of its assets in the securities of one or more issuers and invests overall in a smaller number of issuers than a diversified fund.

The Fund will concentrate its investments (i.e., hold 25% or more of its net assets) in a particular industry or group of industries to approximately the same extent that the FTSE Switzerland Capped Index is concentrated. As of May 31, 2021, the FTSE Switzerland Capped Index was concentrated in the pharmaceuticals industry.

## Principal Risks

You could lose money by investing in the Fund. Exchange-traded fund (ETF) shares are not deposits or obligations of, or guaranteed or endorsed by, any bank, and are not insured by the Federal Deposit Insurance Corporation, the Federal Reserve Board, or any other agency of the U.S. government. The Fund is subject to the principal risks noted below, any of which may adversely affect the Fund's net asset value (NAV), trading price, yield, total return and ability to meet its investment goal.

**Market** The market values of securities or other investments owned by the Fund will go up or down, sometimes rapidly or unpredictably. The market value of a security or other investment may be reduced by market activity or other results of supply and demand unrelated to the issuer. This is a basic risk associated with all investments. When there are more sellers than buyers, prices tend to fall. Likewise, when there are more buyers than sellers, prices tend to rise.

The current global outbreak of the novel strain of coronavirus, COVID-19, has resulted in market closures and dislocations, extreme volatility, liquidity constraints and increased trading costs. Efforts to contain the spread of COVID-19 have resulted in global travel restrictions and disruptions of healthcare systems, business operations and supply chains, layoffs, reduced consumer demand, defaults and credit ratings downgrades, and other significant economic impacts. The effects of COVID-19 have impacted global economic activity across many industries and may heighten other pre-existing political, social and economic risks, locally or globally. The full impact of the COVID-19 pandemic is unpredictable and may adversely affect the Fund's performance.

Stock prices tend to go up and down more dramatically than those of debt securities. A slower-growth or recessionary economic environment could have an adverse effect on the prices of the various stocks held by the Fund.

**Foreign Securities (non-U.S.)** Investing in foreign securities typically involves more risks than investing in U.S. securities, and includes risks associated with: (i) internal and external political and economic developments – e.g., the political, economic and social policies and structures of some foreign countries may be less stable and more volatile than those in the U.S. or some foreign countries may be subject to trading restrictions or economic sanctions; (ii) trading practices – e.g., government supervision and regulation of foreign securities and currency markets, trading systems and brokers may be less than in the U.S.; (iii) availability of information – e.g., foreign issuers may not be subject to the same disclosure, accounting and financial reporting standards and practices as U.S. issuers; (iv) limited markets – e.g., the securities of certain foreign issuers may be less liquid (harder to sell) and more volatile; and (v) currency exchange rate fluctuations and policies (e.g., fluctuations may negatively affect investments denominated in foreign currencies and any income received or expenses paid by the Fund in that foreign currency).

**Geographic Focus** Because the Fund invests its assets primarily in companies in a specific country and region, the Fund is subject to greater risks of adverse developments in that country, region and/or the surrounding regions than a fund that is more broadly diversified geographically. Political, social or economic disruptions in the country or region, even in countries in which the Fund is not invested, may adversely affect the value of investments held by the Fund. Current uncertainty concerning the economic consequences of the January 31, 2020 departure of the United Kingdom from the European Union (EU) may increase market volatility.

Investments in Swiss issuers may subject the Fund to legal, regulatory, political, currency, security, and economic risks specific to Switzerland. International trade is a large component of the Swiss economy and Switzerland depends upon exports to generate economic growth. The Swiss economy relies on certain key trading partners including the United States, Europe and China. Currency fluctuations or volatility or a shortage in the commodity markets could have a negative impact on the Swiss economy. Switzerland's economic growth is generally correlated to slowdowns and growth trends experienced in other countries, including the United States and certain Western European countries.

**Depository Receipts** Depository receipts are subject to many of the risks of the underlying securities. For some depository receipts, the custodian or similar financial institution that holds the issuer's shares in a trust account is located in the issuer's home country. In these cases if the issuer's home country does not have developed financial markets, the Fund could be exposed to the credit risk of the custodian or financial institution and greater market risk. In addition, the depository institution may not have physical custody of the underlying securities at all times and may charge fees for various services. The Fund may experience delays in

receiving its dividend and interest payments or exercising rights as a shareholder. There may be an increased possibility of untimely responses to certain corporate actions of the issuer in an unsponsored depositary receipt program. Accordingly, there may be less information available regarding issuers of securities underlying unsponsored programs and there may not be a correlation between this information and the market value of the depositary receipts.

**Calculation Methodology** FTSE Russell relies on various sources of information to assess the criteria of issuers included in the FTSE Switzerland Capped Index, including information that may be based on assumptions and estimates. Neither the Fund nor the investment manager can offer assurances that FTSE Russell's calculation methodology or sources of information will provide an accurate assessment of included issuers or that the included issuers will provide the Fund with the market exposure it seeks.

**Index-Related** There is no assurance that the FTSE Switzerland Capped Index will be determined, composed or calculated accurately. While FTSE Russell provides descriptions of what the FTSE Switzerland Capped Index is designed to achieve, FTSE Russell does not guarantee the quality, accuracy or completeness of data in respect of its indices, and does not guarantee that the FTSE Switzerland Capped Index will be in line with the described index methodology. Gains, losses or costs to the Fund caused by errors in the FTSE Switzerland Capped Index may therefore be borne by the Fund and its shareholders.

**Non-Correlation** There is no guarantee that the Fund will achieve a high degree of correlation to the FTSE Switzerland Capped Index and therefore achieve its investment goal. Market disruptions and regulatory restrictions could have an adverse effect on the Fund's ability to adjust its exposure to the required levels in order to track the FTSE Switzerland Capped Index. In addition, the Fund's NAV may deviate from the FTSE Switzerland Capped Index if the Fund fair values a portfolio security at a price other than the price used by the FTSE Switzerland Capped Index for that security. To the extent that the investment manager uses a representative sampling strategy, the Fund may not track the return of the FTSE Switzerland Capped Index as well as it would have if the Fund held all of the securities in the FTSE Switzerland Capped Index.

**Tracking Error** Tracking error is the divergence of the Fund's performance from that of the FTSE Switzerland Capped Index. Tracking error may occur because of differences between the securities held in the Fund's portfolio and those included in the FTSE Switzerland Capped Index, pricing differences (including differences between a security's price at the local market close and the Fund's valuation of a security at the time of calculation of the Fund's NAV), transaction costs, the Fund's holding of cash, differences in timing of the accrual of dividends or interest, tax gains or losses, changes to the FTSE Switzerland Capped Index or the need to meet various new or existing regulatory requirements. This risk may be heightened

during times of increased market volatility or other unusual market conditions. Tracking error also may result because the Fund incurs fees and expenses, while the FTSE Switzerland Capped Index does not.

**Market Trading** The Fund faces numerous market trading risks, including the potential lack of an active market for Fund shares, losses from trading in secondary markets, periods of high volatility and disruption in the creation/redemption process of the Fund. Any of these factors, among others, may lead to the Fund's shares trading at a premium or discount to NAV. Thus, you may pay more (or less) than NAV when you buy shares of the Fund in the secondary market, and you may receive less (or more) than NAV when you sell those shares in the secondary market. The investment manager cannot predict whether shares will trade above (premium), below (discount) or at NAV.

**Concentration** To the extent the Fund concentrates in a specific industry, a group of industries, sector or type of investment, the Fund will carry much greater risks of adverse developments and price movements in such industries, sectors or investments than a fund that invests in a wider variety of industries, sectors or investments. There is also the risk that the Fund will perform poorly during a slump in demand for securities of companies in such industries or sectors.

The Fund may focus in the pharmaceuticals industry. Companies in the pharmaceuticals industry may be affected by industry competition, dependency on a limited number of products, obsolescence of products, government approvals and regulations, loss or impairment of intellectual property rights and litigation regarding product liability.

**Non-Diversification** Because the Fund is non-diversified, it may be more sensitive to economic, business, political or other changes affecting individual issuers or investments than a diversified fund, which may negatively impact the Fund's performance and result in greater fluctuation in the value of the Fund's shares.

**Mid Capitalization Companies** Securities issued by mid capitalization companies may be more volatile in price than those of larger companies, involve substantial risks and should be considered speculative. Such risks may include greater sensitivity to economic conditions, less certain growth prospects, lack of depth of management and funds for growth and development, and limited or less developed product lines and markets. In addition, mid capitalization companies may be particularly affected by interest rate increases, as they may find it more difficult to borrow money to continue or expand operations, or may have difficulty in repaying any loans.

**Passive Investment** Unlike many investment companies, the Fund is not actively managed and the investment manager does not attempt to take defensive positions under any market conditions, including declining markets. Therefore, the investment manager would not necessarily buy or sell a security unless that

security is added or removed, respectively, from the FTSE Switzerland Capped Index, even if that security generally is underperforming.

**International Closed Market Trading** To the extent that the underlying securities held by the Fund trade on an exchange that is closed when the securities exchange on which the Fund shares list and trade is open, there may be market uncertainty about the stale security pricing (i.e., the last quote from its closed foreign market) resulting in premiums or discounts to NAV that may be greater than those experienced by other ETFs.

**Authorized Participant Concentration** Only an authorized participant (Authorized Participant) may engage in creation or redemption transactions directly with the Fund. The Fund has a limited number of institutions that act as Authorized Participants. To the extent that these institutions exit the business or are unable to proceed with creation and/or redemption orders with respect to the Fund and no other Authorized Participant is able to step forward to create or redeem Creation Units (as defined below), Fund shares may trade at a discount to NAV and possibly face trading halts and/or delisting. This risk may be more pronounced in volatile markets, potentially where there are significant redemptions in ETFs generally.

**Small Fund** When the Fund's size is small, the Fund may experience low trading volume and wide bid/ask spreads. In addition, the Fund may face the risk of being delisted if the Fund does not meet certain conditions of the listing exchange.

**Large Shareholder** Certain shareholders, including other funds or accounts advised by the investment manager or an affiliate of the investment manager, may from time to time own a substantial amount of the Fund's shares. In addition, a third-party investor, the investment manager or an affiliate of the investment manager, an authorized participant, a lead market maker, or another entity may invest in the Fund and hold its investment for a limited period of time solely to facilitate commencement of the Fund or to facilitate the Fund's achieving a specified size or scale. There can be no assurance that any large shareholder would not redeem its investment, that the size of the Fund would be maintained at such levels or that the Fund would continue to meet applicable listing requirements. Redemptions by large shareholders could have a significant negative impact on the Fund. In addition, transactions by large shareholders may account for a large percentage of the trading volume on the listing exchange and may, therefore, have a material upward or downward effect on the market price of the shares.

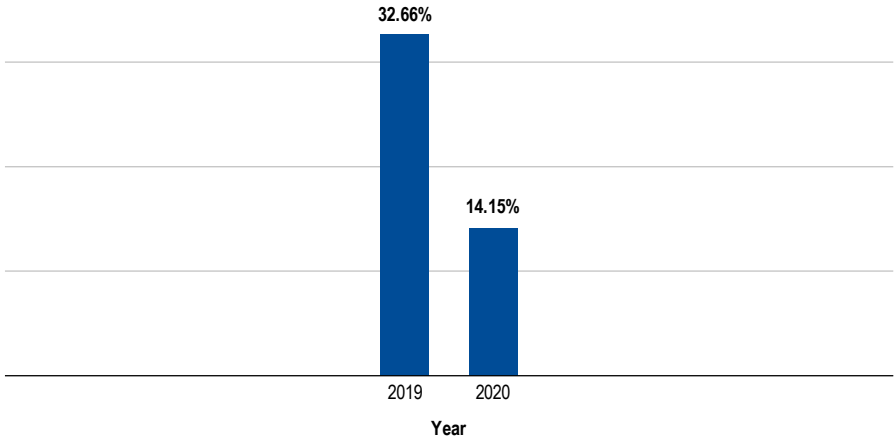
## Performance

The following bar chart and table provide some indication of the risks of investing in the Fund. The bar chart shows changes in the Fund's performance from year to year. The table shows how the Fund's average annual returns for 1 year, 5 years, 10 years or since inception, as applicable, compared with those of the Fund's



underlying index. The Fund's past performance (before and after taxes) is not necessarily an indication of how the Fund will perform in the future. You can obtain updated performance information at [franklintempleton.com](http://franklintempleton.com) or by calling (800) DIAL BEN/342-5236.

## Annual Total Returns



Best Quarter:	Q1' 2019	12.87%
Worst Quarter:	Q1' 2020	-11.77%

As of June 30, 2021, the Fund's year-to-date return was 10.10%.

## Average Annual Total Returns

For periods ended December 31, 2020

	1 Year	Since Inception
<b>Franklin FTSE Switzerland ETF</b>		
Return before taxes	14.15%	12.22% <sup>1</sup>
Return after taxes on distributions	13.45%	11.45% <sup>1</sup>
Return after taxes on distributions and sale of Fund shares	8.75%	9.25% <sup>1</sup>
FTSE Switzerland Capped Index (index reflects no deduction for fees, expenses or taxes)	13.30%	11.62% <sup>1</sup>

<sup>1</sup> Since inception February 6, 2018.

The after-tax returns are calculated using the historical highest individual federal marginal income tax rates and do not reflect the impact of state and local taxes. Actual after-tax returns depend on an investor's tax situation and may differ from those shown. After-tax returns are not relevant to investors who hold their Fund

shares through tax-deferred arrangements, such as 401(k) plans or individual retirement accounts.

## Investment Manager

Franklin Advisory Services, LLC (Advisory Services)

## Portfolio Managers

### **Dina Ting, CFA**

Senior Vice President of Advisory Services and portfolio manager of the Fund since inception (2018).

### **Hailey Harris**

Vice President of Advisory Services and portfolio manager of the Fund since 2019.

## Purchase and Sale of Fund Shares

The Fund is an ETF. Fund shares may only be purchased and sold on a national securities exchange through a broker-dealer. The price of Fund shares is based on market price, and because ETF shares trade at market prices rather than NAV, shares may trade at a price greater than NAV (a premium) or less than NAV (a discount). The Fund issues or redeems shares that have been aggregated into blocks of 100,000 shares or multiples thereof (Creation Units) to Authorized Participants who have entered into agreements with the Fund's distributor, Franklin Distributors, LLC. The Fund will generally issue or redeem Creation Units in exchange for a basket of securities (and an amount of cash) that the Fund specifies each day.

An investor may incur costs attributable to the difference between the highest price a buyer is willing to pay to purchase shares of the Fund (bid) and the lowest price a seller is willing to accept for shares of the Fund (ask) when buying or selling shares in the secondary market (the "bid-ask spread"). Recent information, including information on the Fund's NAV, market price, premiums and discounts, and bid-ask spreads is available on the Fund's website at <https://www.franklintempleton.com/investor/investments-and-solutions/investment-options/etfs/>.

## Taxes

The Fund's distributions are generally taxable to you as ordinary income, capital gains, or some combination of both, unless you are investing through a tax-deferred arrangement, such as a 401(k) plan or an individual retirement account, in which case your distributions would generally be taxed when withdrawn from the tax-deferred account.

## Payments to Broker-Dealers and Other Financial Intermediaries

If you purchase shares of the Fund through a broker-dealer or other financial intermediary (such as a bank), the investment manager or other related companies may pay the intermediary for certain Fund-related activities, including those that are designed to make the intermediary more knowledgeable about exchange traded products, such as the Fund, as well as for marketing, education or other initiatives related to the sale or promotion of Fund shares. These payments may create a conflict of interest by influencing the broker-dealer or other intermediary and your salesperson to recommend the Fund over another investment. Ask your salesperson or visit your financial intermediary's website for more information.

FLTW

# Franklin FTSE Taiwan ETF

## Investment Goal

To seek to provide investment results that closely correspond, before fees and expenses, to the performance of the FTSE Taiwan RIC Capped Index (the FTSE Taiwan Capped Index).

## Fees and Expenses of the Fund

The following table describes the fees and expenses that you will incur if you buy, hold and sell shares of the Fund. You may also incur other fees, such as usual and customary brokerage commissions and other fees to financial intermediaries, which are not reflected in the table and the Example that follows.

### Annual Fund Operating Expenses

(expenses that you pay each year as a percentage of the value of your investment)

Management fees	0.19%
Distribution and/or service (12b-1) fees	None
Other expenses	None
<b>Total annual Fund operating expenses</b>	<b>0.19%</b>

## Example

This Example is intended to help you compare the cost of investing in the Fund with the cost of investing in other funds. The Example assumes that you invest \$10,000 in the Fund for the time periods indicated and then sell all of your shares at the end of the period. The Example also assumes that your investment has a 5% return each year and that the Fund's operating expenses remain the same. Although your actual costs may be higher or lower, based on these assumptions your costs would be:

	1 Year	3 Years	5 Years	10 Years
	\$19	\$61	\$107	\$243

## Portfolio Turnover

The Fund pays transaction costs, such as commissions, when it buys and sells securities (or "turns over" its portfolio). A higher portfolio turnover rate may indicate higher transaction costs and may result in higher taxes when Fund shares are held

in a taxable account. These costs, which are not reflected in annual Fund operating expenses or in the Example, affect the Fund's performance. During the most recent fiscal year, the Fund's portfolio turnover rate was 10.63% of the average value of its portfolio.

## Principal Investment Strategies

Under normal market conditions, the Fund invests at least 80% of its assets in the component securities of the FTSE Taiwan Capped Index and in depositary receipts representing such securities. The FTSE Taiwan Capped Index is a free float-adjusted market capitalization weighted index maintained and calculated by FTSE Russell with a capping methodology applied quarterly to issuer weights so that no single issuer of a component exceeds 25% of the FTSE Taiwan Capped Index weight, and all issuers with weights above 5% do not cumulatively exceed 50% of the FTSE Taiwan Capped Index's weight. The FTSE Taiwan Capped Index is based on the FTSE Taiwan Index and is designed to measure the performance of Taiwanese large- and mid-capitalization stocks. FTSE Russell determines eligible securities for the FTSE Taiwan Capped Index based on measures such as the company's place of incorporation, listing country, investor protection regulations present in the country of incorporation, tax domicile, location of headquarters/factors of production and currency of denomination. As of May 31, 2021, the FTSE Taiwan Capped Index was comprised of 108 securities with capitalizations ranging from \$679 million to \$560.78 billion.

The Fund, using a "passive" or indexing investment approach, seeks investment results that closely correspond, before fees and expenses, to the performance of the FTSE Taiwan Capped Index. The investment manager seeks to achieve, over time, a correlation between the Fund's performance, before fees and expenses, and that of the FTSE Taiwan Capped Index of 0.95 or better. A figure of 1.00 would indicate perfect correlation. The Fund may use either a replication strategy or representative sampling strategy. Under a replication strategy, the Fund will replicate the component securities of the FTSE Taiwan Capped Index as closely as possible (i.e., invest in all of the component securities in their respective weightings in the FTSE Taiwan Capped Index). However, under various circumstances, it may not be possible or practicable to replicate the FTSE Taiwan Capped Index. In these circumstances, the Fund may use a "representative sampling" strategy whereby the Fund would invest in what it believes to be a representative sample of the component securities of the FTSE Taiwan Capped Index, but may not track the FTSE Taiwan Capped Index with the same degree of accuracy as would an investment vehicle replicating the entire FTSE Taiwan Capped Index. Under the representative sampling technique, the investment manager will select securities that collectively have an investment profile similar to that of the FTSE Taiwan Capped Index, including securities that resemble those included in the FTSE

Taiwan Capped Index in terms of risk factors, performance attributes and other characteristics, such as market capitalization and industry weightings.

The Fund is a "non-diversified" fund, which means it generally invests a greater proportion of its assets in the securities of one or more issuers and invests overall in a smaller number of issuers than a diversified fund.

The Fund will concentrate its investments (i.e., hold 25% or more of its net assets) in a particular industry or group of industries to approximately the same extent that the FTSE Taiwan Capped Index is concentrated. As of May 31, 2021, the FTSE Taiwan Capped Index was concentrated in the semiconductors and semiconductor equipment industry.

## Principal Risks

You could lose money by investing in the Fund. Exchange-traded fund (ETF) shares are not deposits or obligations of, or guaranteed or endorsed by, any bank, and are not insured by the Federal Deposit Insurance Corporation, the Federal Reserve Board, or any other agency of the U.S. government. The Fund is subject to the principal risks noted below, any of which may adversely affect the Fund's net asset value (NAV), trading price, yield, total return and ability to meet its investment goal.

**Market** The market values of securities or other investments owned by the Fund will go up or down, sometimes rapidly or unpredictably. The market value of a security or other investment may be reduced by market activity or other results of supply and demand unrelated to the issuer. This is a basic risk associated with all investments. When there are more sellers than buyers, prices tend to fall. Likewise, when there are more buyers than sellers, prices tend to rise.

The current global outbreak of the novel strain of coronavirus, COVID-19, has resulted in market closures and dislocations, extreme volatility, liquidity constraints and increased trading costs. Efforts to contain the spread of COVID-19 have resulted in global travel restrictions and disruptions of healthcare systems, business operations and supply chains, layoffs, reduced consumer demand, defaults and credit ratings downgrades, and other significant economic impacts. The effects of COVID-19 have impacted global economic activity across many industries and may heighten other pre-existing political, social and economic risks, locally or globally. The full impact of the COVID-19 pandemic is unpredictable and may adversely affect the Fund's performance.

Stock prices tend to go up and down more dramatically than those of debt securities. A slower-growth or recessionary economic environment could have an adverse effect on the prices of the various stocks held by the Fund.

**Foreign Securities (non-U.S.)** Investing in foreign securities typically involves more risks than investing in U.S. securities, and includes risks associated with: (i)

internal and external political and economic developments – e.g., the political, economic and social policies and structures of some foreign countries may be less stable and more volatile than those in the U.S. or some foreign countries may be subject to trading restrictions or economic sanctions; (ii) trading practices – e.g., government supervision and regulation of foreign securities and currency markets, trading systems and brokers may be less than in the U.S.; (iii) availability of information – e.g., foreign issuers may not be subject to the same disclosure, accounting and financial reporting standards and practices as U.S. issuers; (iv) limited markets – e.g., the securities of certain foreign issuers may be less liquid (harder to sell) and more volatile; and (v) currency exchange rate fluctuations and policies (e.g., fluctuations may negatively affect investments denominated in foreign currencies and any income received or expenses paid by the Fund in that foreign currency). The risks of foreign investments may be greater in developing or emerging market countries.

**Emerging Market Countries** The Fund's investments in emerging market issuers are subject to all of the risks of foreign investing generally, and have additional heightened risks due to a lack of established legal, political, business and social frameworks to support securities markets, including: delays in settling portfolio securities transactions; currency and capital controls; greater sensitivity to interest rate changes; pervasiveness of corruption and crime; currency exchange rate volatility; and inflation, deflation or currency devaluation.

**Geographic Focus** Because the Fund invests its assets primarily in companies in a specific country and region, the Fund is subject to greater risks of adverse developments in that country, region and/or the surrounding regions than a fund that is more broadly diversified geographically. Political, social or economic disruptions in the country or region, even in countries in which the Fund is not invested, may adversely affect the value of investments held by the Fund.

Investments in Taiwanese issuers involve risks that are specific to Taiwan, including legal, regulatory, political, currency and economic risks. Investments in Taiwan could be adversely affected by its political and economic relationship with China. Specifically, Taiwan's geographic proximity to and history of political contention with China have resulted in ongoing tensions, which may materially affect the Taiwanese economy and its securities market.

**Depository Receipts** Depository receipts are subject to many of the risks of the underlying securities. For some depository receipts, the custodian or similar financial institution that holds the issuer's shares in a trust account is located in the issuer's home country. In these cases if the issuer's home country does not have developed financial markets, the Fund could be exposed to the credit risk of the custodian or financial institution and greater market risk. In addition, the depository institution may not have physical custody of the underlying securities at all times and may charge fees for various services. The Fund may experience delays in

receiving its dividend and interest payments or exercising rights as a shareholder. There may be an increased possibility of untimely responses to certain corporate actions of the issuer in an unsponsored depositary receipt program. Accordingly, there may be less information available regarding issuers of securities underlying unsponsored programs and there may not be a correlation between this information and the market value of the depositary receipts.

**Calculation Methodology** FTSE Russell relies on various sources of information to assess the criteria of issuers included in the FTSE Taiwan Capped Index, including information that may be based on assumptions and estimates. Neither the Fund nor the investment manager can offer assurances that FTSE Russell's calculation methodology or sources of information will provide an accurate assessment of included issuers or that the included issuers will provide the Fund with the market exposure it seeks.

**Index-Related** There is no assurance that the FTSE Taiwan Capped Index will be determined, composed or calculated accurately. While FTSE Russell provides descriptions of what the FTSE Taiwan Capped Index is designed to achieve, FTSE Russell does not guarantee the quality, accuracy or completeness of data in respect of its indices, and does not guarantee that the FTSE Taiwan Capped Index will be in line with the described index methodology. Gains, losses or costs to the Fund caused by errors in the FTSE Taiwan Capped Index may therefore be borne by the Fund and its shareholders.

**Non-Correlation** There is no guarantee that the Fund will achieve a high degree of correlation to the FTSE Taiwan Capped Index and therefore achieve its investment goal. Market disruptions and regulatory restrictions could have an adverse effect on the Fund's ability to adjust its exposure to the required levels in order to track the FTSE Taiwan Capped Index. In addition, the Fund's NAV may deviate from the FTSE Taiwan Capped Index if the Fund fair values a portfolio security at a price other than the price used by the FTSE Taiwan Capped Index for that security. To the extent that the investment manager uses a representative sampling strategy, the Fund may not track the return of the FTSE Taiwan Capped Index as well as it would have if the Fund held all of the securities in the FTSE Taiwan Capped Index.

**Tracking Error** Tracking error is the divergence of the Fund's performance from that of the FTSE Taiwan Capped Index. Tracking error may occur because of differences between the securities held in the Fund's portfolio and those included in the FTSE Taiwan Capped Index, pricing differences (including differences between a security's price at the local market close and the Fund's valuation of a security at the time of calculation of the Fund's NAV), transaction costs, the Fund's holding of cash, differences in timing of the accrual of dividends or interest, tax gains or losses, changes to the FTSE Taiwan Capped Index or the need to meet various new or existing regulatory requirements. This risk may be heightened during times



of increased market volatility or other unusual market conditions. Tracking error also may result because the Fund incurs fees and expenses, while the FTSE Taiwan Capped Index does not.

**Market Trading** The Fund faces numerous market trading risks, including the potential lack of an active market for Fund shares, losses from trading in secondary markets, periods of high volatility and disruption in the creation/redemption process of the Fund. Any of these factors, among others, may lead to the Fund's shares trading at a premium or discount to NAV. Thus, you may pay more (or less) than NAV when you buy shares of the Fund in the secondary market, and you may receive less (or more) than NAV when you sell those shares in the secondary market. The investment manager cannot predict whether shares will trade above (premium), below (discount) or at NAV.

**Concentration** To the extent the Fund concentrates in a specific industry, a group of industries, sector or type of investment, the Fund will carry much greater risks of adverse developments and price movements in such industries, sectors or investments than a fund that invests in a wider variety of industries, sectors or investments. There is also the risk that the Fund will perform poorly during a slump in demand for securities of companies in such industries or sectors.

The Fund may focus in the semiconductors and semiconductor equipment industry. Competitive pressures, intense competition, aggressive pricing, technological developments, changing demand, research and development costs, availability and price of components and product obsolescence can significantly affect companies in this industry.

**Non-Diversification** Because the Fund is non-diversified, it may be more sensitive to economic, business, political or other changes affecting individual issuers or investments than a diversified fund, which may negatively impact the Fund's performance and result in greater fluctuation in the value of the Fund's shares.

**Mid Capitalization Companies** Securities issued by mid capitalization companies may be more volatile in price than those of larger companies, involve substantial risks and should be considered speculative. Such risks may include greater sensitivity to economic conditions, less certain growth prospects, lack of depth of management and funds for growth and development, and limited or less developed product lines and markets. In addition, mid capitalization companies may be particularly affected by interest rate increases, as they may find it more difficult to borrow money to continue or expand operations, or may have difficulty in repaying any loans.

**Passive Investment** Unlike many investment companies, the Fund is not actively managed and the investment manager does not attempt to take defensive positions under any market conditions, including declining markets. Therefore, the investment manager would not necessarily buy or sell a security unless that

security is added or removed, respectively, from the FTSE Taiwan Capped Index, even if that security generally is underperforming.

**International Closed Market Trading** To the extent that the underlying securities held by the Fund trade on an exchange that is closed when the securities exchange on which the Fund shares list and trade is open, there may be market uncertainty about the stale security pricing (i.e., the last quote from its closed foreign market) resulting in premiums or discounts to NAV that may be greater than those experienced by other ETFs.

**Authorized Participant Concentration** Only an authorized participant (Authorized Participant) may engage in creation or redemption transactions directly with the Fund. The Fund has a limited number of institutions that act as Authorized Participants. To the extent that these institutions exit the business or are unable to proceed with creation and/or redemption orders with respect to the Fund and no other Authorized Participant is able to step forward to create or redeem Creation Units (as defined below), Fund shares may trade at a discount to NAV and possibly face trading halts and/or delisting. This risk may be more pronounced in volatile markets, potentially where there are significant redemptions in ETFs generally.

**Cash Transactions** Unlike certain ETFs, the Fund expects to generally effect its creations and redemptions entirely for cash, rather than for in-kind securities. Therefore, it may be required to sell portfolio securities and subsequently recognize gains on such sales that the Fund might not have recognized if it were to distribute portfolio securities in-kind. As such, investments in Fund shares may be less tax-efficient than an investment in an ETF that distributes portfolio securities entirely in-kind.

**Small Fund** When the Fund's size is small, the Fund may experience low trading volume and wide bid/ask spreads. In addition, the Fund may face the risk of being delisted if the Fund does not meet certain conditions of the listing exchange.

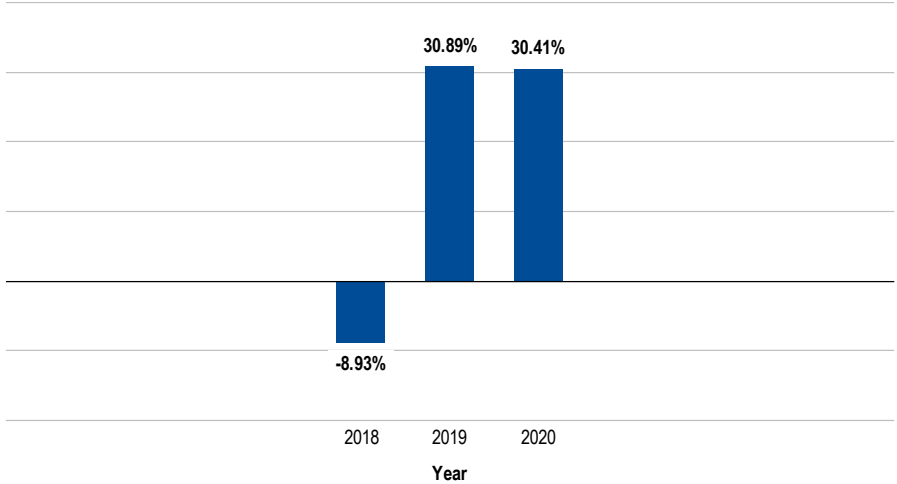
**Large Shareholder** Certain shareholders, including other funds or accounts advised by the investment manager or an affiliate of the investment manager, may from time to time own a substantial amount of the Fund's shares. In addition, a third-party investor, the investment manager or an affiliate of the investment manager, an authorized participant, a lead market maker, or another entity may invest in the Fund and hold its investment for a limited period of time solely to facilitate commencement of the Fund or to facilitate the Fund's achieving a specified size or scale. There can be no assurance that any large shareholder would not redeem its investment, that the size of the Fund would be maintained at such levels or that the Fund would continue to meet applicable listing requirements. Redemptions by large shareholders could have a significant negative impact on the Fund. In addition, transactions by large shareholders may account for a large

percentage of the trading volume on the listing exchange and may, therefore, have a material upward or downward effect on the market price of the shares.

## Performance

The following bar chart and table provide some indication of the risks of investing in the Fund. The bar chart shows changes in the Fund's performance from year to year. The table shows how the Fund's average annual returns for 1 year, 5 years, 10 years or since inception, as applicable, compared with those of the Fund's underlying index. The Fund's past performance (before and after taxes) is not necessarily an indication of how the Fund will perform in the future. You can obtain updated performance information at [franklintempleton.com](http://franklintempleton.com) or by calling (800) DIAL BEN/342-5236.

### Annual Total Returns



Best Quarter:	Q2' 2020	22.39%
Worst Quarter:	Q1' 2020	-19.82%

As of June 30, 2021, the Fund's year-to-date return was 21.35%.

## Average Annual Total Returns

For periods ended December 31, 2020

	1 Year	Since Inception
<b>Franklin FTSE Taiwan ETF</b>		
Return before taxes	30.41%	14.53% <sup>1</sup>
Return after taxes on distributions	29.23%	13.66% <sup>1</sup>
Return after taxes on distributions and sale of Fund shares	17.96%	11.01% <sup>1</sup>
FTSE Taiwan Capped Index (index reflects no deduction for fees, expenses or taxes)	30.42%	14.73% <sup>1</sup>

<sup>1</sup> Since inception November 2, 2017.

The after-tax returns are calculated using the historical highest individual federal marginal income tax rates and do not reflect the impact of state and local taxes. Actual after-tax returns depend on an investor's tax situation and may differ from those shown. After-tax returns are not relevant to investors who hold their Fund shares through tax-deferred arrangements, such as 401(k) plans or individual retirement accounts.

## Investment Manager

Franklin Advisory Services, LLC (Advisory Services)

## Portfolio Managers

### Dina Ting, CFA

Senior Vice President of Advisory Services and portfolio manager of the Fund since inception (2017).

### Hailey Harris

Vice President of Advisory Services and portfolio manager of the Fund since 2019.

## Purchase and Sale of Fund Shares

The Fund is an ETF. Fund shares may only be purchased and sold on a national securities exchange through a broker-dealer. The price of Fund shares is based on market price, and because ETF shares trade at market prices rather than NAV, shares may trade at a price greater than NAV (a premium) or less than NAV (a discount). The Fund issues or redeems shares that have been aggregated into blocks of 200,000 shares or multiples thereof (Creation Units) to Authorized Participants who have entered into agreements with the Fund's distributor, Franklin Distributors, LLC. The Fund will generally issue or redeem Creation Units in exchange for a basket of cash and/or securities that the Fund specifies each day.

An investor may incur costs attributable to the difference between the highest price a buyer is willing to pay to purchase shares of the Fund (bid) and the lowest price a seller is willing to accept for shares of the Fund (ask) when buying or selling shares in the secondary market (the "bid-ask spread"). Recent information, including

information on the Fund's NAV, market price, premiums and discounts, and bid-ask spreads is available on the Fund's website at <https://www.franklintempleton.com/investor/investments-and-solutions/investment-options/etfs/>.

## Taxes

The Fund's distributions are generally taxable to you as ordinary income, capital gains, or some combination of both, unless you are investing through a tax-deferred arrangement, such as a 401(k) plan or an individual retirement account, in which case your distributions would generally be taxed when withdrawn from the tax-deferred account.

## Payments to Broker-Dealers and Other Financial Intermediaries

If you purchase shares of the Fund through a broker-dealer or other financial intermediary (such as a bank), the investment manager or other related companies may pay the intermediary for certain Fund-related activities, including those that are designed to make the intermediary more knowledgeable about exchange traded products, such as the Fund, as well as for marketing, education or other initiatives related to the sale or promotion of Fund shares. These payments may create a conflict of interest by influencing the broker-dealer or other intermediary and your salesperson to recommend the Fund over another investment. Ask your salesperson or visit your financial intermediary's website for more information.

FLGB

# Franklin FTSE United Kingdom ETF

## Investment Goal

To seek to provide investment results that closely correspond, before fees and expenses, to the performance of the FTSE UK RIC Capped Index (the FTSE UK Capped Index).

## Fees and Expenses of the Fund

The following table describes the fees and expenses that you will incur if you buy, hold and sell shares of the Fund. You may also incur other fees, such as usual and customary brokerage commissions and other fees to financial intermediaries, which are not reflected in the table and the Example that follows.

### Annual Fund Operating Expenses

(expenses that you pay each year as a percentage of the value of your investment)

Management fees	0.09%
Distribution and/or service (12b-1) fees	None
Other expenses	None
<b>Total annual Fund operating expenses</b>	<b>0.09%</b>

## Example

This Example is intended to help you compare the cost of investing in the Fund with the cost of investing in other funds. The Example assumes that you invest \$10,000 in the Fund for the time periods indicated and then sell all of your shares at the end of the period. The Example also assumes that your investment has a 5% return each year and that the Fund's operating expenses remain the same. Although your actual costs may be higher or lower, based on these assumptions your costs would be:

	1 Year	3 Years	5 Years	10 Years
	\$9	\$29	\$51	\$115

## Portfolio Turnover

The Fund pays transaction costs, such as commissions, when it buys and sells securities (or "turns over" its portfolio). A higher portfolio turnover rate may indicate higher transaction costs and may result in higher taxes when Fund shares are held

in a taxable account. These costs, which are not reflected in annual Fund operating expenses or in the Example, affect the Fund's performance. During the most recent fiscal year, the Fund's portfolio turnover rate was 7.26% of the average value of its portfolio.

## Principal Investment Strategies

Under normal market conditions, the Fund invests at least 80% of its assets in the component securities of the FTSE UK Capped Index and in depositary receipts representing such securities. The FTSE UK Capped Index is a free float-adjusted market capitalization weighted index maintained and calculated by FTSE Russell with a capping methodology applied quarterly to issuer weights so that no single issuer of a component exceeds 25% of the FTSE UK Capped Index weight, and all issuers with weights above 5% do not cumulatively exceed 50% of the FTSE UK Capped Index's weight. The FTSE UK Capped Index is based on the FTSE UK Index and is designed to measure the performance of United Kingdom large- and mid-capitalization stocks. FTSE Russell determines eligible securities for the FTSE UK Capped Index based on measures such as the company's place of incorporation, listing country, investor protection regulations present in the country of incorporation, tax domicile, location of headquarters/factors of production and currency of denomination. As of May 31, 2021, the FTSE UK Capped Index was comprised of 119 securities with capitalizations ranging from \$918 million to \$157.96 billion.

The Fund, using a "passive" or indexing investment approach, seeks investment results that closely correspond, before fees and expenses, to the performance of the FTSE UK Capped Index. The investment manager seeks to achieve, over time, a correlation between the Fund's performance, before fees and expenses, and that of the FTSE UK Capped Index of 0.95 or better. A figure of 1.00 would indicate perfect correlation. The Fund may use either a replication strategy or representative sampling strategy. Under a replication strategy, the Fund will replicate the component securities of the FTSE UK Capped Index as closely as possible (i.e., invest in all of the component securities in their respective weightings in the FTSE UK Capped Index). However, under various circumstances, it may not be possible or practicable to replicate the FTSE UK Capped Index. In these circumstances, the Fund may use a "representative sampling" strategy whereby the Fund would invest in what it believes to be a representative sample of the component securities of the FTSE UK Capped Index, but may not track the FTSE UK Capped Index with the same degree of accuracy as would an investment vehicle replicating the entire FTSE UK Capped Index. Under the representative sampling technique, the investment manager will select securities that collectively have an investment profile similar to that of the FTSE UK Capped Index, including securities that resemble those included in the FTSE UK Capped Index in terms of

risk factors, performance attributes and other characteristics, such as market capitalization and industry weightings

The Fund is a "non-diversified" fund, which means it generally invests a greater proportion of its assets in the securities of one or more issuers and invests overall in a smaller number of issuers than a diversified fund.

The Fund will concentrate its investments (i.e., hold 25% or more of its net assets) in a particular industry or group of industries to approximately the same extent that the FTSE UK Capped Index is concentrated.

## Principal Risks

You could lose money by investing in the Fund. Exchange-traded fund (ETF) shares are not deposits or obligations of, or guaranteed or endorsed by, any bank, and are not insured by the Federal Deposit Insurance Corporation, the Federal Reserve Board, or any other agency of the U.S. government. The Fund is subject to the principal risks noted below, any of which may adversely affect the Fund's net asset value (NAV), trading price, yield, total return and ability to meet its investment goal.

**Market** The market values of securities or other investments owned by the Fund will go up or down, sometimes rapidly or unpredictably. The market value of a security or other investment may be reduced by market activity or other results of supply and demand unrelated to the issuer. This is a basic risk associated with all investments. When there are more sellers than buyers, prices tend to fall. Likewise, when there are more buyers than sellers, prices tend to rise.

The current global outbreak of the novel strain of coronavirus, COVID-19, has resulted in market closures and dislocations, extreme volatility, liquidity constraints and increased trading costs. Efforts to contain the spread of COVID-19 have resulted in global travel restrictions and disruptions of healthcare systems, business operations and supply chains, layoffs, reduced consumer demand, defaults and credit ratings downgrades, and other significant economic impacts. The effects of COVID-19 have impacted global economic activity across many industries and may heighten other pre-existing political, social and economic risks, locally or globally. The full impact of the COVID-19 pandemic is unpredictable and may adversely affect the Fund's performance.

Stock prices tend to go up and down more dramatically than those of debt securities. A slower-growth or recessionary economic environment could have an adverse effect on the prices of the various stocks held by the Fund.

**Foreign Securities (non-U.S.)** Investing in foreign securities typically involves more risks than investing in U.S. securities, and includes risks associated with: (i) internal and external political and economic developments – e.g., the political, economic and social policies and structures of some foreign countries may be less



stable and more volatile than those in the U.S. or some foreign countries may be subject to trading restrictions or economic sanctions; (ii) trading practices – e.g., government supervision and regulation of foreign securities and currency markets, trading systems and brokers may be less than in the U.S.; (iii) availability of information – e.g., foreign issuers may not be subject to the same disclosure, accounting and financial reporting standards and practices as U.S. issuers; (iv) limited markets – e.g., the securities of certain foreign issuers may be less liquid (harder to sell) and more volatile; and (v) currency exchange rate fluctuations and policies (e.g., fluctuations may negatively affect investments denominated in foreign currencies and any income received or expenses paid by the Fund in that foreign currency).

**Geographic Focus** Because the Fund invests its assets primarily in companies in a specific country and region, the Fund is subject to greater risks of adverse developments in that country, region and/or the surrounding regions than a fund that is more broadly diversified geographically. Political, social or economic disruptions in the country or region, even in countries in which the Fund is not invested, may adversely affect the value of investments held by the Fund. Current uncertainty concerning the economic consequences of the January 31, 2020 departure of the United Kingdom from the European Union (EU) may increase market volatility.

The United Kingdom has one of the largest economies in Europe and trades heavily with other European countries and the United States. The economy of the United Kingdom may be impacted by changes to the economic health of other European countries and the United States. The United Kingdom also relies heavily on the export of financial services. Accordingly, a slowdown in the financial services sector may have an adverse impact on the United Kingdom's economy. These and other factors could have a negative impact on the Fund's performance and increase the volatility of an investment in the Fund.

**Depository Receipts** Depository receipts are subject to many of the risks of the underlying securities. For some depository receipts, the custodian or similar financial institution that holds the issuer's shares in a trust account is located in the issuer's home country. In these cases if the issuer's home country does not have developed financial markets, the Fund could be exposed to the credit risk of the custodian or financial institution and greater market risk. In addition, the depository institution may not have physical custody of the underlying securities at all times and may charge fees for various services. The Fund may experience delays in receiving its dividend and interest payments or exercising rights as a shareholder. There may be an increased possibility of untimely responses to certain corporate actions of the issuer in an unsponsored depository receipt program. Accordingly, there may be less information available regarding issuers of securities underlying

unsponsored programs and there may not be a correlation between this information and the market value of the depositary receipts.

**Calculation Methodology** FTSE Russell relies on various sources of information to assess the criteria of issuers included in the FTSE UK Capped Index, including information that may be based on assumptions and estimates. Neither the Fund nor the investment manager can offer assurances that FTSE Russell's calculation methodology or sources of information will provide an accurate assessment of included issuers or that the included issuers will provide the Fund with the market exposure it seeks.

**Index-Related** There is no assurance that the FTSE UK Capped Index will be determined, composed or calculated accurately. While FTSE Russell provides descriptions of what the FTSE UK Capped Index is designed to achieve, FTSE Russell does not guarantee the quality, accuracy or completeness of data in respect of its indices, and does not guarantee that the FTSE UK Capped Index will be in line with the described index methodology. Gains, losses or costs to the Fund caused by errors in the FTSE UK Capped Index may therefore be borne by the Fund and its shareholders.

**Non-Correlation** There is no guarantee that the Fund will achieve a high degree of correlation to the FTSE UK Capped Index and therefore achieve its investment goal. Market disruptions and regulatory restrictions could have an adverse effect on the Fund's ability to adjust its exposure to the required levels in order to track the FTSE UK Capped Index. In addition, the Fund's NAV may deviate from the FTSE UK Capped Index if the Fund fair values a portfolio security at a price other than the price used by the FTSE UK Capped Index for that security. To the extent that the investment manager uses a representative sampling strategy, the Fund may not track the return of the FTSE UK Capped Index as well as it would have if the Fund held all of the securities in the FTSE UK Capped Index.

**Tracking Error** Tracking error is the divergence of the Fund's performance from that of the FTSE UK Capped Index. Tracking error may occur because of differences between the securities held in the Fund's portfolio and those included in the FTSE UK Capped Index, pricing differences (including differences between a security's price at the local market close and the Fund's valuation of a security at the time of calculation of the Fund's NAV), transaction costs, the Fund's holding of cash, differences in timing of the accrual of dividends or interest, tax gains or losses, changes to the FTSE UK Capped Index or the need to meet various new or existing regulatory requirements. This risk may be heightened during times of increased market volatility or other unusual market conditions. Tracking error also may result because the Fund incurs fees and expenses, while the FTSE UK Capped Index does not.

**Market Trading** The Fund faces numerous market trading risks, including the potential lack of an active market for Fund shares, losses from trading in secondary markets, periods of high volatility and disruption in the creation/redemption process of the Fund. Any of these factors, among others, may lead to the Fund's shares trading at a premium or discount to NAV. Thus, you may pay more (or less) than NAV when you buy shares of the Fund in the secondary market, and you may receive less (or more) than NAV when you sell those shares in the secondary market. The investment manager cannot predict whether shares will trade above (premium), below (discount) or at NAV.

**Concentration** To the extent the Fund concentrates in a specific industry, a group of industries, sector or type of investment, the Fund will carry much greater risks of adverse developments and price movements in such industries, sectors or investments than a fund that invests in a wider variety of industries, sectors or investments. There is also the risk that the Fund will perform poorly during a slump in demand for securities of companies in such industries or sectors.

**Non-Diversification** Because the Fund is non-diversified, it may be more sensitive to economic, business, political or other changes affecting individual issuers or investments than a diversified fund, which may negatively impact the Fund's performance and result in greater fluctuation in the value of the Fund's shares.

**Mid Capitalization Companies** Securities issued by mid capitalization companies may be more volatile in price than those of larger companies, involve substantial risks and should be considered speculative. Such risks may include greater sensitivity to economic conditions, less certain growth prospects, lack of depth of management and funds for growth and development, and limited or less developed product lines and markets. In addition, mid capitalization companies may be particularly affected by interest rate increases, as they may find it more difficult to borrow money to continue or expand operations, or may have difficulty in repaying any loans.

**Passive Investment** Unlike many investment companies, the Fund is not actively managed and the investment manager does not attempt to take defensive positions under any market conditions, including declining markets. Therefore, the investment manager would not necessarily buy or sell a security unless that security is added or removed, respectively, from the FTSE UK Capped Index, even if that security generally is underperforming.

**International Closed Market Trading** To the extent that the underlying securities held by the Fund trade on an exchange that is closed when the securities exchange on which the Fund shares list and trade is open, there may be market uncertainty about the stale security pricing (i.e., the last quote from its closed foreign market) resulting in premiums or discounts to NAV that may be greater than those experienced by other ETFs.

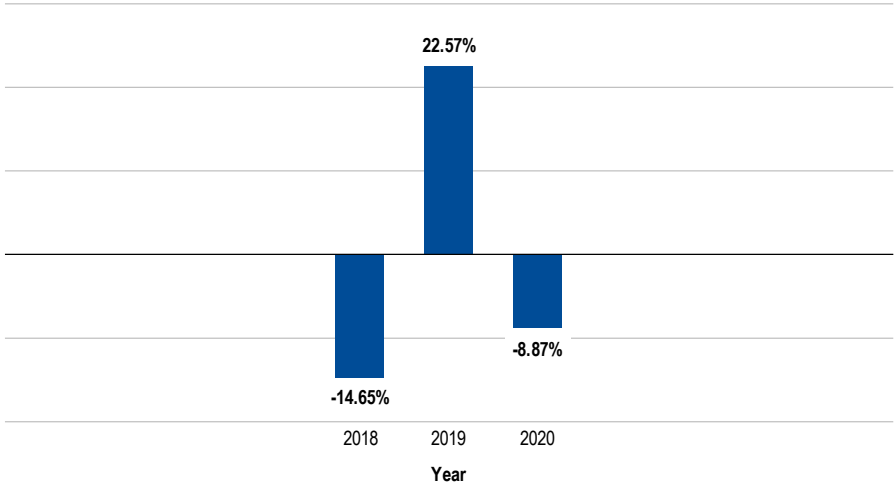
**Authorized Participant Concentration** Only an authorized participant (Authorized Participant) may engage in creation or redemption transactions directly with the Fund. The Fund has a limited number of institutions that act as Authorized Participants. To the extent that these institutions exit the business or are unable to proceed with creation and/or redemption orders with respect to the Fund and no other Authorized Participant is able to step forward to create or redeem Creation Units (as defined below), Fund shares may trade at a discount to NAV and possibly face trading halts and/or delisting. This risk may be more pronounced in volatile markets, potentially where there are significant redemptions in ETFs generally.

**Large Shareholder** Certain shareholders, including other funds or accounts advised by the investment manager or an affiliate of the investment manager, may from time to time own a substantial amount of the Fund's shares. In addition, a third-party investor, the investment manager or an affiliate of the investment manager, an authorized participant, a lead market maker, or another entity may invest in the Fund and hold its investment for a limited period of time solely to facilitate commencement of the Fund or to facilitate the Fund's achieving a specified size or scale. There can be no assurance that any large shareholder would not redeem its investment, that the size of the Fund would be maintained at such levels or that the Fund would continue to meet applicable listing requirements. Redemptions by large shareholders could have a significant negative impact on the Fund. In addition, transactions by large shareholders may account for a large percentage of the trading volume on the listing exchange and may, therefore, have a material upward or downward effect on the market price of the shares.

## Performance

The following bar chart and table provide some indication of the risks of investing in the Fund. The bar chart shows changes in the Fund's performance from year to year. The table shows how the Fund's average annual returns for 1 year, 5 years, 10 years or since inception, as applicable, compared with those of the Fund's underlying index. The Fund's past performance (before and after taxes) is not necessarily an indication of how the Fund will perform in the future. You can obtain updated performance information at [franklintempleton.com](http://franklintempleton.com) or by calling (800) DIAL BEN/342-5236.

## Annual Total Returns



Best Quarter:	Q4' 2020	17.38%
Worst Quarter:	Q1' 2020	-29.03%

As of June 30, 2021, the Fund's year-to-date return was 12.10%.

## Average Annual Total Returns

For periods ended December 31, 2020

	1 Year	Since Inception
<b>Franklin FTSE United Kingdom ETF</b>		
Return before taxes	-8.87%	0.28% <sup>1</sup>
Return after taxes on distributions	-9.51%	-1.02% <sup>1</sup>
Return after taxes on distributions and sale of Fund shares	-4.91%	-0.25% <sup>1</sup>
FTSE UK Capped Index (index reflects no deduction for fees, expenses or taxes)	-8.94%	0.35% <sup>1</sup>

<sup>1</sup> Since inception November 2, 2017.

The after-tax returns are calculated using the historical highest individual federal marginal income tax rates and do not reflect the impact of state and local taxes. Actual after-tax returns depend on an investor's tax situation and may differ from those shown. After-tax returns are not relevant to investors who hold their Fund shares through tax-deferred arrangements, such as 401(k) plans or individual retirement accounts.

## Investment Manager

Franklin Advisory Services, LLC (Advisory Services)

## Portfolio Managers

### **Dina Ting, CFA**

Senior Vice President of Advisory Services and portfolio manager of the Fund since inception (2017).

### **Hailey Harris**

Vice President of Advisory Services and portfolio manager of the Fund since 2019.

## Purchase and Sale of Fund Shares

The Fund is an ETF. Fund shares may only be purchased and sold on a national securities exchange through a broker-dealer. The price of Fund shares is based on market price, and because ETF shares trade at market prices rather than NAV, shares may trade at a price greater than NAV (a premium) or less than NAV (a discount). The Fund issues or redeems shares that have been aggregated into blocks of 50,000 shares or multiples thereof (Creation Units) to Authorized Participants who have entered into agreements with the Fund's distributor, Franklin Distributors, LLC. The Fund will generally issue or redeem Creation Units in exchange for a basket of securities (and an amount of cash) that the Fund specifies each day.

An investor may incur costs attributable to the difference between the highest price a buyer is willing to pay to purchase shares of the Fund (bid) and the lowest price a seller is willing to accept for shares of the Fund (ask) when buying or selling shares in the secondary market (the "bid-ask spread"). Recent information, including information on the Fund's NAV, market price, premiums and discounts, and bid-ask spreads is available on the Fund's website at <https://www.franklintempleton.com/investor/investments-and-solutions/investment-options/etfs/>.

## Taxes

The Fund's distributions are generally taxable to you as ordinary income, capital gains, or some combination of both, unless you are investing through a tax-deferred arrangement, such as a 401(k) plan or an individual retirement account, in which case your distributions would generally be taxed when withdrawn from the tax-deferred account.

## Payments to Broker-Dealers and Other Financial Intermediaries

If you purchase shares of the Fund through a broker-dealer or other financial intermediary (such as a bank), the investment manager or other related companies may pay the intermediary for certain Fund-related activities, including those that are designed to make the intermediary more knowledgeable about exchange traded products, such as the Fund, as well as for marketing, education or other initiatives

related to the sale or promotion of Fund shares. These payments may create a conflict of interest by influencing the broker-dealer or other intermediary and your salesperson to recommend the Fund over another investment. Ask your salesperson or visit your financial intermediary's website for more information.

FLAX

## Franklin FTSE Asia ex Japan ETF

### Investment Goal

To seek to provide investment results that closely correspond, before fees and expenses, to the performance of the FTSE Asia ex Japan RIC Capped Index (the FTSE Asia ex Japan Capped Index).

### Fees and Expenses of the Fund

The following table describes the fees and expenses that you will incur if you buy, hold and sell shares of the Fund. You may also incur other fees, such as usual and customary brokerage commissions and other fees to financial intermediaries, which are not reflected in the table and the Example that follows.

#### Annual Fund Operating Expenses

(expenses that you pay each year as a percentage of the value of your investment)

Management fees	0.19%
Distribution and/or service (12b-1) fees	None
Other expenses	None
<b>Total annual Fund operating expenses</b>	<b>0.19%</b>

### Example

This Example is intended to help you compare the cost of investing in the Fund with the cost of investing in other funds. The Example assumes that you invest \$10,000 in the Fund for the time periods indicated and then sell all of your shares at the end of the period. The Example also assumes that your investment has a 5% return each year and that the Fund's operating expenses remain the same. Although your actual costs may be higher or lower, based on these assumptions your costs would be:

	1 Year	3 Years	5 Years	10 Years
	\$19	\$61	\$107	\$243

### Portfolio Turnover

The Fund pays transaction costs, such as commissions, when it buys and sells securities (or "turns over" its portfolio). A higher portfolio turnover rate may indicate higher transaction costs and may result in higher taxes when Fund shares are held



in a taxable account. These costs, which are not reflected in annual Fund operating expenses or in the Example, affect the Fund's performance. During the most recent fiscal year, the Fund's portfolio turnover rate was 11.64% of the average value of its portfolio.

## Principal Investment Strategies

Under normal market conditions, the Fund invests at least 80% of its assets in the component securities of the FTSE Asia ex Japan Capped Index and in depositary receipts representing such securities. The FTSE Asia ex Japan Capped Index is a free float-adjusted market capitalization weighted index maintained and calculated by FTSE Russell with a capping methodology applied quarterly to issuer weights so that no single issuer of a component exceeds 25% of the FTSE Asia ex Japan Capped Index weight, and all issuers with weights above 5% do not cumulatively exceed 50% of the FTSE Asia ex Japan Capped Index's weight. The FTSE Asia ex Japan Capped Index is based on the FTSE Asia ex Japan Index and is designed to measure the performance of large- and mid- capitalization stocks from developed and emerging Asian countries, excluding Japan. FTSE Russell determines eligible securities for the FTSE Asia ex Japan Capped Index based on measures such as the company's place of incorporation, listing country, investor protection regulations present in the country of incorporation, tax domicile, location of headquarters/factors of production and currency of denomination. FTSE Russell also maintains a set of criteria to assess a country's market status, including various quality of markets criteria, a country's prevailing regulatory environment, custody and settlement, and dealing landscape. As of May 31, 2021, the FTSE Asia ex Japan Capped Index was comprised of 1,732 securities with capitalizations ranging from \$220 million to \$756.85 billion.

The Fund, using a "passive" or indexing investment approach, seeks investment results that closely correspond, before fees and expenses, to the performance of the FTSE Asia ex Japan Capped Index. The investment manager seeks to achieve, over time, a correlation between the Fund's performance, before fees and expenses, and that of the FTSE Asia ex Japan Capped Index of 0.95 or better. A figure of 1.00 would indicate perfect correlation. The Fund may use either a replication strategy or representative sampling strategy. Under a replication strategy, the Fund will replicate the component securities of the FTSE Asia ex Japan Capped Index as closely as possible (i.e., invest in all of the component securities in their respective weightings in the FTSE Asia ex Japan Capped Index). However, it may not be possible or practicable to replicate the FTSE Asia ex Japan Capped Index. In these circumstances, the Fund may use a representative sampling strategy whereby the Fund will invest in what it believes to be a representative sample of the component securities of the FTSE Asia ex Japan Capped Index, but may not track the FTSE Asia ex Japan Capped Index with the same degree of accuracy as would an investment vehicle replicating the entire

FTSE Asia ex Japan Capped Index. Under the representative sampling technique, the investment manager will select securities that collectively have an investment profile similar to that of the FTSE Asia ex Japan Capped Index, including securities that resemble those included in the FTSE Asia ex Japan Capped Index in terms of risk factors, performance attributes and other characteristics, such as market capitalization and industry weightings.

The Fund will concentrate its investments (i.e., hold 25% or more of its net assets) in a particular industry or group of industries to approximately the same extent that the FTSE Asia ex Japan Capped Index is concentrated.

The Fund intends to be diversified in approximately the same proportion as the FTSE Asia ex Japan Capped Index is diversified. The Fund may become “non-diversified,” as defined in the 1940 Act, solely as a result of a change in relative market capitalization or index weighting of one or more constituents of the FTSE Asia ex Japan Capped Index. A “non-diversified” fund generally invests a greater proportion of its assets in the securities of one or more issuers and invests overall in a smaller number of issuers than a diversified fund. Shareholder approval will not be sought if the Fund becomes non-diversified due solely to a change in the relative market capitalization or index weighting of one or more constituents of the FTSE Asia ex Japan Capped Index.

## Principal Risks

You could lose money by investing in the Fund. Exchange-traded fund (ETF) shares are not deposits or obligations of, or guaranteed or endorsed by, any bank, and are not insured by the Federal Deposit Insurance Corporation, the Federal Reserve Board, or any other agency of the U.S. government. The Fund is subject to the principal risks noted below, any of which may adversely affect the Fund’s net asset value (NAV), trading price, yield, total return and ability to meet its investment goal.

**Market** The market values of securities or other investments owned by the Fund will go up or down, sometimes rapidly or unpredictably. The market value of a security or other investment may be reduced by market activity or other results of supply and demand unrelated to the issuer. This is a basic risk associated with all investments. When there are more sellers than buyers, prices tend to fall. Likewise, when there are more buyers than sellers, prices tend to rise.

The current global outbreak of the novel strain of coronavirus, COVID-19, has resulted in market closures and dislocations, extreme volatility, liquidity constraints and increased trading costs. Efforts to contain the spread of COVID-19 have resulted in global travel restrictions and disruptions of healthcare systems, business operations and supply chains, layoffs, reduced consumer demand, defaults and credit ratings downgrades, and other significant economic impacts.

The effects of COVID-19 have impacted global economic activity across many industries and may heighten other pre-existing political, social and economic risks, locally or globally. The full impact of the COVID-19 pandemic is unpredictable and may adversely affect the Fund's performance.

Stock prices tend to go up and down more dramatically than those of debt securities. A slower-growth or recessionary economic environment could have an adverse effect on the prices of the various stocks held by the Fund.

**Foreign Securities (non-U.S.)** Investing in foreign securities typically involves more risks than investing in U.S. securities, and includes risks associated with: (i) internal and external political and economic developments – e.g., the political, economic and social policies and structures of some foreign countries may be less stable and more volatile than those in the U.S. or some foreign countries may be subject to trading restrictions or economic sanctions; (ii) trading practices – e.g., government supervision and regulation of foreign securities and currency markets, trading systems and brokers may be less than in the U.S.; (iii) availability of information – e.g., foreign issuers may not be subject to the same disclosure, accounting and financial reporting standards and practices as U.S. issuers; (iv) limited markets – e.g., the securities of certain foreign issuers may be less liquid (harder to sell) and more volatile; and (v) currency exchange rate fluctuations and policies (e.g., fluctuations may negatively affect investments denominated in foreign currencies and any income received or expenses paid by the Fund in that foreign currency). The risks of foreign investments may be greater in developing or emerging market countries.

**Emerging Market Countries** The Fund's investments in emerging market issuers are subject to all of the risks of foreign investing generally, and have additional heightened risks due to a lack of established legal, political, business and social frameworks to support securities markets, including: delays in settling portfolio securities transactions; currency and capital controls; greater sensitivity to interest rate changes; pervasiveness of corruption and crime; currency exchange rate volatility; and inflation, deflation or currency devaluation.

**Regional Focus** Because the Fund invests its assets primarily in companies in a specific region, the Fund is subject to greater risks of adverse developments in that region and/or the surrounding regions than a fund that is more broadly diversified geographically. Political, social or economic disruptions in the region, even in countries in which the Fund is not invested, may adversely affect the value of investments held by the Fund.

Investments in securities of issuers in Asian countries involve risks that are specific to Asia, including certain legal, regulatory, political and economic risks. Certain Asian countries have experienced currency fluctuations, less liquidity, expropriation and/or nationalization of assets, confiscatory taxation, political instability, armed

conflict and social instability as a result of religious, ethnic, socio-economic and/or political unrest. Additionally, certain Asian economies have been and continue to be subject, to some extent, to over-extension of credit, high unemployment, high inflation, decreased exports, and economic recessions. Some economies in this region are dependent on a range of commodities, and are strongly affected by international commodity prices and particularly vulnerable to price changes for these products. The market for securities in this region may also be directly influenced by the flow of international capital, and by the economic and market conditions of neighboring countries. Many Asian economies have experienced rapid growth and industrialization, and there is no assurance that this growth rate will be maintained. Some Asian economies are highly dependent on trade and economic conditions in other countries can impact these economies.

Trade disputes and the imposition of tariffs on goods and services can affect the economies of countries in which the Fund invests, particularly those countries with large export sectors, as well as the global economy. Trade disputes can result in increased costs of production and reduced profitability for non-export-dependent companies that rely on imports to the extent a country engages in retaliatory tariffs. Trade disputes may also lead to increased currency exchange rate volatility.

**Depository Receipts** Depository receipts are subject to many of the risks of the underlying securities. For some depository receipts, the custodian or similar financial institution that holds the issuer's shares in a trust account is located in the issuer's home country. In these cases if the issuer's home country does not have developed financial markets, the Fund could be exposed to the credit risk of the custodian or financial institution and greater market risk. In addition, the depository institution may not have physical custody of the underlying securities at all times and may charge fees for various services. The Fund may experience delays in receiving its dividend and interest payments or exercising rights as a shareholder. There may be an increased possibility of untimely responses to certain corporate actions of the issuer in an unsponsored depository receipt program. Accordingly, there may be less information available regarding issuers of securities underlying unsponsored programs and there may not be a correlation between this information and the market value of the depository receipts.

**Calculation Methodology** FTSE Russell relies on various sources of information to assess the criteria of issuers included in the FTSE Asia ex Japan Capped Index, including information that may be based on assumptions and estimates. Neither the Fund nor the investment manager can offer assurances that FTSE Russell's calculation methodology or sources of information will provide an accurate assessment of included issuers or that the included issuers will provide the Fund with the market exposure it seeks.

**Index-Related** There is no assurance that the FTSE Asia ex Japan Capped Index will be determined, composed or calculated accurately. While FTSE Russell

provides descriptions of what the FTSE Asia ex Japan Capped Index is designed to achieve, FTSE Russell does not guarantee the quality, accuracy or completeness of data in respect of its indices, and does not guarantee that the FTSE Asia ex Japan Capped Index will be in line with the described index methodology. Gains, losses or costs to the Fund caused by errors in the FTSE Asia ex Japan Capped Index may therefore be borne by the Fund and its shareholders.

**Non-Correlation** There is no guarantee that the Fund will achieve a high degree of correlation to the FTSE Asia ex Japan Capped Index and therefore achieve its investment goal. Market disruptions and regulatory restrictions could have an adverse effect on the Fund's ability to adjust its exposure to the required levels in order to track the FTSE Asia ex Japan Capped Index. In addition, the Fund's NAV may deviate from the FTSE Asia ex Japan Capped Index if the Fund fair values a portfolio security at a price other than the price used by the FTSE Asia ex Japan Capped Index for that security. To the extent that the investment manager uses a representative sampling strategy, the Fund may not track the return of the FTSE Asia ex Japan Capped Index as well as it would have if the Fund held all of the securities in the FTSE Asia ex Japan Capped Index.

**Tracking Error** Tracking error is the divergence of the Fund's performance from that of the FTSE Asia ex Japan Capped Index. Tracking error may occur because of differences between the securities held in the Fund's portfolio and those included in the FTSE Asia ex Japan Capped Index, pricing differences (including differences between a security's price at the local market close and the Fund's valuation of a security at the time of calculation of the Fund's NAV), transaction costs, the Fund's holding of cash, differences in timing of the accrual of dividends or interest, tax gains or losses, changes to the FTSE Asia ex Japan Capped Index or the need to meet various new or existing regulatory requirements. This risk may be heightened during times of increased market volatility or other unusual market conditions. Tracking error also may result because the Fund incurs fees and expenses, while the FTSE Asia ex Japan Capped Index does not.

**Market Trading** The Fund faces numerous market trading risks, including the potential lack of an active market for Fund shares, losses from trading in secondary markets, periods of high volatility and disruption in the creation/redemption process of the Fund. Any of these factors, among others, may lead to the Fund's shares trading at a premium or discount to NAV. Thus, you may pay more (or less) than NAV when you buy shares of the Fund in the secondary market, and you may receive less (or more) than NAV when you sell those shares in the secondary market. The investment manager cannot predict whether shares will trade above (premium), below (discount) or at NAV.

**Concentration** To the extent the Fund concentrates in a specific industry, a group of industries, sector or type of investment, the Fund will carry much greater risks of adverse developments and price movements in such industries, sectors or

investments than a fund that invests in a wider variety of industries, sectors or investments. There is also the risk that the Fund will perform poorly during a slump in demand for securities of companies in such industries or sectors.

**Change in Diversification Status** In seeking to track the FTSE Asia ex Japan Capped Index, the Fund may become non-diversified as a result of a change in relative market capitalization or index weighting of one or more constituents of the FTSE Asia ex Japan Capped Index. In such circumstances, the Fund may be more sensitive to economic, business, political or other changes affecting individual issuers or investments than a diversified fund, which may negatively impact the Fund's performance and result in greater fluctuation in the value of the Fund's shares.

**Mid Capitalization Companies** Securities issued by mid capitalization companies may be more volatile in price than those of larger companies, involve substantial risks and should be considered speculative. Such risks may include greater sensitivity to economic conditions, less certain growth prospects, lack of depth of management and funds for growth and development, and limited or less developed product lines and markets. In addition, mid capitalization companies may be particularly affected by interest rate increases, as they may find it more difficult to borrow money to continue or expand operations, or may have difficulty in repaying any loans.

**Passive Investment** Unlike many investment companies, the Fund is not actively managed and the investment manager does not attempt to take defensive positions under any market conditions, including declining markets. Therefore, the investment manager would not necessarily buy or sell a security unless that security is added or removed, respectively, from the FTSE Asia ex Japan Capped Index, even if that security generally is underperforming.

**International Closed Market Trading** To the extent that the underlying securities held by the Fund trade on an exchange that is closed when the securities exchange on which the Fund shares list and trade is open, there may be market uncertainty about the stale security pricing (i.e., the last quote from its closed foreign market) resulting in premiums or discounts to NAV that may be greater than those experienced by other ETFs.

**Authorized Participant Concentration** Only an authorized participant (Authorized Participant) may engage in creation or redemption transactions directly with the Fund. The Fund has a limited number of institutions that act as Authorized Participants. To the extent that these institutions exit the business or are unable to proceed with creation and/or redemption orders with respect to the Fund and no other Authorized Participant is able to step forward to create or redeem Creation Units (as defined below), Fund shares may trade at a discount to NAV and possibly

face trading halts and/or delisting. This risk may be more pronounced in volatile markets, potentially where there are significant redemptions in ETFs generally.

**Cash Transactions** Unlike certain ETFs, the Fund expects to generally effect its creations and redemptions partially for cash, rather than for in-kind securities. Therefore, it may be required to sell portfolio securities and subsequently recognize gains on such sales that the Fund might not have recognized if it were to distribute portfolio securities in-kind. As such, investments in Fund shares may be less tax-efficient than an investment in an ETF that distributes portfolio securities entirely in-kind.

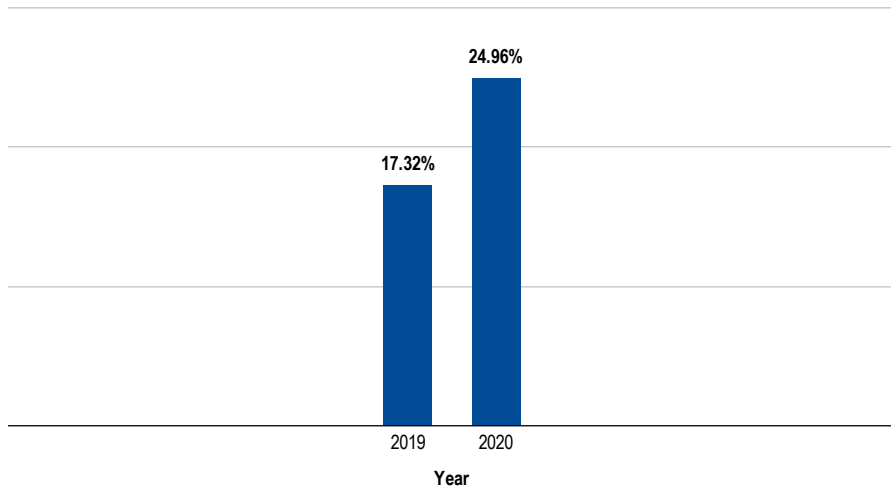
**Small Fund** When the Fund's size is small, the Fund may experience low trading volume and wide bid/ask spreads. In addition, the Fund may face the risk of being delisted if the Fund does not meet certain conditions of the listing exchange.

**Large Shareholder** Certain shareholders, including other funds or accounts advised by the investment manager or an affiliate of the investment manager, may from time to time own a substantial amount of the Fund's shares. In addition, a third-party investor, the investment manager or an affiliate of the investment manager, an authorized participant, a lead market maker, or another entity may invest in the Fund and hold its investment for a limited period of time solely to facilitate commencement of the Fund or to facilitate the Fund's achieving a specified size or scale. There can be no assurance that any large shareholder would not redeem its investment, that the size of the Fund would be maintained at such levels or that the Fund would continue to meet applicable listing requirements. Redemptions by large shareholders could have a significant negative impact on the Fund. In addition, transactions by large shareholders may account for a large percentage of the trading volume on the listing exchange and may, therefore, have a material upward or downward effect on the market price of the shares.

## Performance

The following bar chart and table provide some indication of the risks of investing in the Fund. The bar chart shows changes in the Fund's performance from year to year. The table shows how the Fund's average annual returns for 1 year, 5 years, 10 years or since inception, as applicable, compared with those of the Fund's underlying index. The Fund's past performance (before and after taxes) is not necessarily an indication of how the Fund will perform in the future. You can obtain updated performance information at [franklintempleton.com](http://franklintempleton.com) or by calling (800) DIAL BEN/342-5236.

## Annual Total Returns



Best Quarter:	Q4' 2020	18.79%
Worst Quarter:	Q1' 2020	-18.63%

As of June 30, 2021, the Fund's year-to-date return was 6.69%.

## Average Annual Total Returns

For periods ended December 31, 2020

	1 Year	Since Inception
<b>Franklin FTSE Asia Ex Japan ETF</b>		
Return before taxes	24.96%	8.04% <sup>1</sup>
Return after taxes on distributions	24.25%	7.20% <sup>1</sup>
Return after taxes on distributions and sale of Fund shares	14.88%	5.85% <sup>1</sup>
FTSE Asia ex Japan Capped Index (index reflects no deduction for fees, expenses or taxes)	25.40%	8.31% <sup>1</sup>

<sup>1</sup> Since inception February 6, 2018.

The after-tax returns are calculated using the historical highest individual federal marginal income tax rates and do not reflect the impact of state and local taxes. Actual after-tax returns depend on an investor's tax situation and may differ from those shown. After-tax returns are not relevant to investors who hold their Fund shares through tax-deferred arrangements, such as 401(k) plans or individual retirement accounts.

## Investment Manager

Franklin Advisory Services, LLC (Advisory Services)



## Portfolio Managers

### **Dina Ting, CFA**

Senior Vice President of Advisory Services and portfolio manager of the Fund since inception (2018).

### **Hailey Harris**

Vice President of Advisory Services and portfolio manager of the Fund since 2019.

## Purchase and Sale of Fund Shares

The Fund is an ETF. Fund shares may only be purchased and sold on a national securities exchange through a broker-dealer. The price of Fund shares is based on market price, and because ETF shares trade at market prices rather than NAV, shares may trade at a price greater than NAV (a premium) or less than NAV (a discount). The Fund issues or redeems shares that have been aggregated into blocks of 400,000 shares or multiples thereof (Creation Units) to Authorized Participants who have entered into agreements with the Fund's distributor, Franklin Distributors, LLC. The Fund will generally issue or redeem Creation Units in exchange for a basket of securities (and an amount of cash) that the Fund specifies each day.

An investor may incur costs attributable to the difference between the highest price a buyer is willing to pay to purchase shares of the Fund (bid) and the lowest price a seller is willing to accept for shares of the Fund (ask) when buying or selling shares in the secondary market (the "bid-ask spread"). Recent information, including information on the Fund's NAV, market price, premiums and discounts, and bid-ask spreads is available on the Fund's website at <https://www.franklintempleton.com/investor/investments-and-solutions/investment-options/etfs/>.

## Taxes

The Fund's distributions are generally taxable to you as ordinary income, capital gains, or some combination of both, unless you are investing through a tax-deferred arrangement, such as a 401(k) plan or an individual retirement account, in which case your distributions would generally be taxed when withdrawn from the tax-deferred account.

## Payments to Broker-Dealers and Other Financial Intermediaries

If you purchase shares of the Fund through a broker-dealer or other financial intermediary (such as a bank), the investment manager or other related companies may pay the intermediary for certain Fund-related activities, including those that are designed to make the intermediary more knowledgeable about exchange traded products, such as the Fund, as well as for marketing, education or other initiatives

related to the sale or promotion of Fund shares. These payments may create a conflict of interest by influencing the broker-dealer or other intermediary and your salesperson to recommend the Fund over another investment. Ask your salesperson or visit your financial intermediary's website for more information.

FREE

# Franklin FTSE Europe ETF

## Investment Goal

To seek to provide investment results that closely correspond, before fees and expenses, to the performance of the FTSE Developed Europe RIC Capped Index (the FTSE Developed Europe Capped Index).

## Fees and Expenses of the Fund

The following table describes the fees and expenses that you will incur if you buy, hold and sell shares of the Fund. You may also incur other fees, such as usual and customary brokerage commissions and other fees to financial intermediaries, which are not reflected in the table and the Example that follows.

### Annual Fund Operating Expenses

(expenses that you pay each year as a percentage of the value of your investment)

Management fees	0.09%
Distribution and/or service (12b-1) fees	None
Other expenses	None
<b>Total annual Fund operating expenses</b>	<b>0.09%</b>

## Example

This Example is intended to help you compare the cost of investing in the Fund with the cost of investing in other funds. The Example assumes that you invest \$10,000 in the Fund for the time periods indicated and then sell all of your shares at the end of the period. The Example also assumes that your investment has a 5% return each year and that the Fund's operating expenses remain the same. Although your actual costs may be higher or lower, based on these assumptions your costs would be:

	1 Year	3 Years	5 Years	10 Years
	\$9	\$29	\$51	\$115

## Portfolio Turnover

The Fund pays transaction costs, such as commissions, when it buys and sells securities (or "turns over" its portfolio). A higher portfolio turnover rate may indicate higher transaction costs and may result in higher taxes when Fund shares are held

in a taxable account. These costs, which are not reflected in annual Fund operating expenses or in the Example, affect the Fund's performance. During the most recent fiscal year, the Fund's portfolio turnover rate was 5.00% of the average value of its portfolio.

## Principal Investment Strategies

Under normal market conditions, the Fund invests at least 80% of its assets in the component securities of the FTSE Developed Europe Capped Index and in depositary receipts representing such securities. The FTSE Developed Europe Capped Index is a free float-adjusted market capitalization weighted index maintained and calculated by FTSE Russell with a capping methodology applied quarterly to issuer weights so that no single issuer of a component exceeds 25% of the FTSE Developed Europe Capped Index weight, and all issuers with weights above 5% do not cumulatively exceed 50% of the FTSE Developed Europe Capped Index's weight. The FTSE Developed Europe Capped Index is based on the FTSE Developed Europe Index and is designed to measure the performance of large- and mid-capitalization stocks from developed European countries. FTSE Russell determines eligible securities for the FTSE Developed Europe Capped Index based on measures such as the company's place of incorporation, listing country, investor protection regulations present in the country of incorporation, tax domicile, location of headquarters/factors of production and currency of denomination. FTSE Russell also maintains a set of criteria to assess a country's market status, including various quality of markets criteria, a country's prevailing regulatory environment, custody and settlement, and dealing landscape. As of May 31, 2021, the FTSE Developed Europe Capped Index was comprised of 577 securities with capitalizations ranging from \$643 million to \$401.69 billion.

The Fund, using a "passive" or indexing investment approach, seeks investment results that closely correspond, before fees and expenses, to the performance of the FTSE Developed Europe Capped Index. The investment manager seeks to achieve, over time, a correlation between the Fund's performance, before fees and expenses, and that of the FTSE Developed Europe Capped Index of 0.95 or better. A figure of 1.00 would indicate perfect correlation. The Fund may use either a replication strategy or representative sampling strategy. Under a replication strategy, the Fund will replicate the component securities of the FTSE Developed Europe Capped Index as closely as possible (i.e., invest in all of the component securities in their respective weightings in the FTSE Developed Europe Capped Index). However, under various circumstances, it may not be possible or practicable to replicate the FTSE Developed Europe Capped Index. In these circumstances, the Fund may use a "representative sampling" strategy whereby the Fund would invest in what it believes to be a representative sample of the component securities of the FTSE Developed Europe Capped Index, but may not track the FTSE Developed Europe Capped Index with the same degree of

accuracy as would an investment vehicle replicating the entire FTSE Developed Europe Capped Index. Under the representative sampling technique, the investment manager will select securities that collectively have an investment profile similar to that of the FTSE Developed Europe Capped Index, including securities that resemble those included in the FTSE Developed Europe Capped Index in terms of risk factors, performance attributes and other characteristics, such as market capitalization and industry weightings.

The Fund will concentrate its investments (i.e., hold 25% or more of its net assets) in a particular industry or group of industries to approximately the same extent that the FTSE Developed Europe Capped Index is concentrated.

## Principal Risks

You could lose money by investing in the Fund. Exchange-traded fund (ETF) shares are not deposits or obligations of, or guaranteed or endorsed by, any bank, and are not insured by the Federal Deposit Insurance Corporation, the Federal Reserve Board, or any other agency of the U.S. government. The Fund is subject to the principal risks noted below, any of which may adversely affect the Fund's net asset value (NAV), trading price, yield, total return and ability to meet its investment goal.

**Market** The market values of securities or other investments owned by the Fund will go up or down, sometimes rapidly or unpredictably. The market value of a security or other investment may be reduced by market activity or other results of supply and demand unrelated to the issuer. This is a basic risk associated with all investments. When there are more sellers than buyers, prices tend to fall. Likewise, when there are more buyers than sellers, prices tend to rise.

The current global outbreak of the novel strain of coronavirus, COVID-19, has resulted in market closures and dislocations, extreme volatility, liquidity constraints and increased trading costs. Efforts to contain the spread of COVID-19 have resulted in global travel restrictions and disruptions of healthcare systems, business operations and supply chains, layoffs, reduced consumer demand, defaults and credit ratings downgrades, and other significant economic impacts. The effects of COVID-19 have impacted global economic activity across many industries and may heighten other pre-existing political, social and economic risks, locally or globally. The full impact of the COVID-19 pandemic is unpredictable and may adversely affect the Fund's performance.

Stock prices tend to go up and down more dramatically than those of debt securities. A slower-growth or recessionary economic environment could have an adverse effect on the prices of the various stocks held by the Fund.

**Foreign Securities (non-U.S.)** Investing in foreign securities typically involves more risks than investing in U.S. securities, and includes risks associated with: (i)

internal and external political and economic developments – e.g., the political, economic and social policies and structures of some foreign countries may be less stable and more volatile than those in the U.S. or some foreign countries may be subject to trading restrictions or economic sanctions; (ii) trading practices – e.g., government supervision and regulation of foreign securities and currency markets, trading systems and brokers may be less than in the U.S.; (iii) availability of information – e.g., foreign issuers may not be subject to the same disclosure, accounting and financial reporting standards and practices as U.S. issuers; (iv) limited markets – e.g., the securities of certain foreign issuers may be less liquid (harder to sell) and more volatile; and (v) currency exchange rate fluctuations and policies (e.g., fluctuations may negatively affect investments denominated in foreign currencies and any income received or expenses paid by the Fund in that foreign currency).

**Regional Focus** Because the Fund invests its assets primarily in companies in a specific region, the Fund is subject to greater risks of adverse developments in that region and/or the surrounding regions than a fund that is more broadly diversified geographically. Political, social or economic disruptions in the region, even in countries in which the Fund is not invested, may adversely affect the value of investments held by the Fund.

Current uncertainty concerning the economic consequences of the January 31, 2020 departure of the United Kingdom from the European Union (EU) may increase market volatility.

**Depository Receipts** Depository receipts are subject to many of the risks of the underlying securities. For some depository receipts, the custodian or similar financial institution that holds the issuer's shares in a trust account is located in the issuer's home country. In these cases if the issuer's home country does not have developed financial markets, the Fund could be exposed to the credit risk of the custodian or financial institution and greater market risk. In addition, the depository institution may not have physical custody of the underlying securities at all times and may charge fees for various services. The Fund may experience delays in receiving its dividend and interest payments or exercising rights as a shareholder. There may be an increased possibility of untimely responses to certain corporate actions of the issuer in an unsponsored depository receipt program. Accordingly, there may be less information available regarding issuers of securities underlying unsponsored programs and there may not be a correlation between this information and the market value of the depository receipts.

**Calculation Methodology** FTSE Russell relies on various sources of information to assess the criteria of issuers included in the FTSE Developed Europe Capped Index, including information that may be based on assumptions and estimates. Neither the Fund nor the investment manager can offer assurances that FTSE Russell's calculation methodology or sources of information will provide an

accurate assessment of included issuers or that the included issuers will provide the Fund with the market exposure it seeks.

**Index-Related** There is no assurance that the FTSE Developed Europe Capped Index will be determined, composed or calculated accurately. While FTSE Russell provides descriptions of what the FTSE Developed Europe Capped Index is designed to achieve, FTSE Russell does not guarantee the quality, accuracy or completeness of data in respect of its indices, and does not guarantee that the FTSE Developed Europe Capped Index will be in line with the described index methodology. Gains, losses or costs to the Fund caused by errors in the FTSE Developed Europe Capped Index may therefore be borne by the Fund and its shareholders.

**Non-Correlation** There is no guarantee that the Fund will achieve a high degree of correlation to the FTSE Developed Europe Capped Index and therefore achieve its investment goal. Market disruptions and regulatory restrictions could have an adverse effect on the Fund's ability to adjust its exposure to the required levels in order to track the FTSE Developed Europe Capped Index. In addition, the Fund's NAV may deviate from the FTSE Developed Europe Capped Index if the Fund fair values a portfolio security at a price other than the price used by the FTSE Developed Europe Capped Index for that security. To the extent that the investment manager uses a representative sampling strategy, the Fund may not track the return of the FTSE Developed Europe Capped Index as well as it would have if the Fund held all of the securities in the FTSE Developed Europe Capped Index.

**Tracking Error** Tracking error is the divergence of the Fund's performance from that of the FTSE Developed Europe Capped Index. Tracking error may occur because of differences between the securities held in the Fund's portfolio and those included in the FTSE Developed Europe Capped Index, pricing differences (including differences between a security's price at the local market close and the Fund's valuation of a security at the time of calculation of the Fund's NAV), transaction costs, the Fund's holding of cash, differences in timing of the accrual of dividends or interest, tax gains or losses, changes to the FTSE Developed Europe Capped Index or the need to meet various new or existing regulatory requirements. This risk may be heightened during times of increased market volatility or other unusual market conditions. Tracking error also may result because the Fund incurs fees and expenses, while the FTSE Developed Europe Capped Index does not.

**Market Trading** The Fund faces numerous market trading risks, including the potential lack of an active market for Fund shares, losses from trading in secondary markets, periods of high volatility and disruption in the creation/redemption process of the Fund. Any of these factors, among others, may lead to the Fund's shares trading at a premium or discount to NAV. Thus, you may pay more (or less) than NAV when you buy shares of the Fund in the secondary market, and you may

receive less (or more) than NAV when you sell those shares in the secondary market. The investment manager cannot predict whether shares will trade above (premium), below (discount) or at NAV.

**Concentration** To the extent the Fund concentrates in a specific industry, a group of industries, sector or type of investment, the Fund will carry much greater risks of adverse developments and price movements in such industries, sectors or investments than a fund that invests in a wider variety of industries, sectors or investments. There is also the risk that the Fund will perform poorly during a slump in demand for securities of companies in such industries or sectors.

**Mid Capitalization Companies** Securities issued by mid capitalization companies may be more volatile in price than those of larger companies, involve substantial risks and should be considered speculative. Such risks may include greater sensitivity to economic conditions, less certain growth prospects, lack of depth of management and funds for growth and development, and limited or less developed product lines and markets. In addition, mid capitalization companies may be particularly affected by interest rate increases, as they may find it more difficult to borrow money to continue or expand operations, or may have difficulty in repaying any loans.

**Passive Investment** Unlike many investment companies, the Fund is not actively managed and the investment manager does not attempt to take defensive positions under any market conditions, including declining markets. Therefore, the investment manager would not necessarily buy or sell a security unless that security is added or removed, respectively, from the FTSE Developed Europe Capped Index, even if that security generally is underperforming.

**International Closed Market Trading** To the extent that the underlying securities held by the Fund trade on an exchange that is closed when the securities exchange on which the Fund shares list and trade is open, there may be market uncertainty about the stale security pricing (i.e., the last quote from its closed foreign market) resulting in premiums or discounts to NAV that may be greater than those experienced by other ETFs.

**Authorized Participant Concentration** Only an authorized participant (Authorized Participant) may engage in creation or redemption transactions directly with the Fund. The Fund has a limited number of institutions that act as Authorized Participants. To the extent that these institutions exit the business or are unable to proceed with creation and/or redemption orders with respect to the Fund and no other Authorized Participant is able to step forward to create or redeem Creation Units (as defined below), Fund shares may trade at a discount to NAV and possibly face trading halts and/or delisting. This risk may be more pronounced in volatile markets, potentially where there are significant redemptions in ETFs generally.

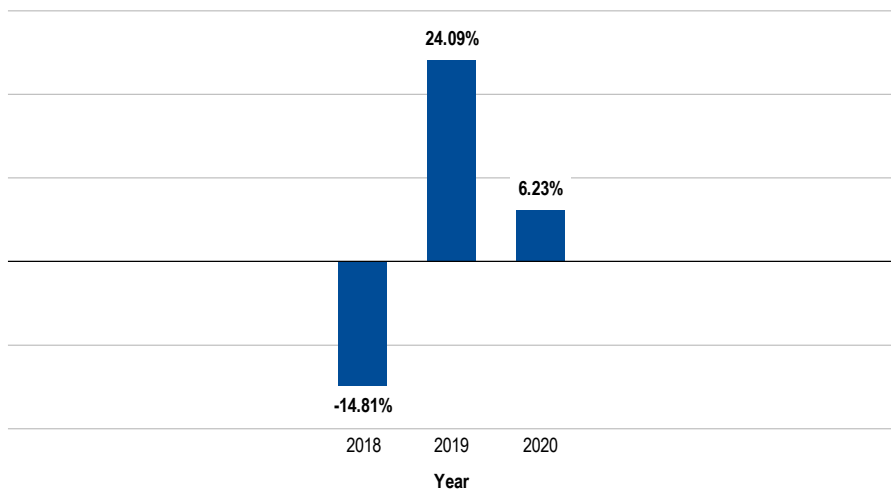


**Large Shareholder** Certain shareholders, including other funds or accounts advised by the investment manager or an affiliate of the investment manager, may from time to time own a substantial amount of the Fund's shares. In addition, a third-party investor, the investment manager or an affiliate of the investment manager, an authorized participant, a lead market maker, or another entity may invest in the Fund and hold its investment for a limited period of time solely to facilitate commencement of the Fund or to facilitate the Fund's achieving a specified size or scale. There can be no assurance that any large shareholder would not redeem its investment, that the size of the Fund would be maintained at such levels or that the Fund would continue to meet applicable listing requirements. Redemptions by large shareholders could have a significant negative impact on the Fund. In addition, transactions by large shareholders may account for a large percentage of the trading volume on the listing exchange and may, therefore, have a material upward or downward effect on the market price of the shares.

## Performance

The following bar chart and table provide some indication of the risks of investing in the Fund. The bar chart shows changes in the Fund's performance from year to year. The table shows how the Fund's average annual returns for 1 year, 5 years, 10 years or since inception, as applicable, compared with those of the Fund's underlying index. The Fund's past performance (before and after taxes) is not necessarily an indication of how the Fund will perform in the future. You can obtain updated performance information at [franklintempleton.com](http://franklintempleton.com) or by calling (800) DIAL BEN/342-5236.

## Annual Total Returns



Best Quarter:	Q2' 2020	15.86%
Worst Quarter:	Q1' 2020	-24.44%

As of June 30, 2021, the Fund's year-to-date return was 11.90%.

## Average Annual Total Returns

For periods ended December 31, 2020

	1 Year	Since Inception
<b>Franklin FTSE Europe ETF</b>		
Return before taxes	6.23%	4.29% <sup>1</sup>
Return after taxes on distributions	5.72%	3.33% <sup>1</sup>
Return after taxes on distributions and sale of Fund shares	3.99%	2.95% <sup>1</sup>
FTSE Developed Europe Capped Index (index reflects no deduction for fees, expenses or taxes)	6.05%	4.11% <sup>1</sup>

<sup>1</sup> Since inception November 2, 2017.

The after-tax returns are calculated using the historical highest individual federal marginal income tax rates and do not reflect the impact of state and local taxes. Actual after-tax returns depend on an investor's tax situation and may differ from those shown. After-tax returns are not relevant to investors who hold their Fund shares through tax-deferred arrangements, such as 401(k) plans or individual retirement accounts.

## Investment Manager

Franklin Advisory Services, LLC (Advisory Services)

## Portfolio Managers

### **Dina Ting, CFA**

Senior Vice President of Advisory Services and portfolio manager of the Fund since inception (2017).

### **Hailey Harris**

Vice President of Advisory Services and portfolio manager of the Fund since 2019.

## Purchase and Sale of Fund Shares

The Fund is an ETF. Fund shares may only be purchased and sold on a national securities exchange through a broker-dealer. The price of Fund shares is based on market price, and because ETF shares trade at market prices rather than NAV, shares may trade at a price greater than NAV (a premium) or less than NAV (a discount). The Fund issues or redeems shares that have been aggregated into blocks of 200,000 shares or multiples thereof (Creation Units) to Authorized Participants who have entered into agreements with the Fund's distributor, Franklin Distributors, LLC. The Fund will generally issue or redeem Creation Units in exchange for a basket of securities (and an amount of cash) that the Fund specifies each day.

An investor may incur costs attributable to the difference between the highest price a buyer is willing to pay to purchase shares of the Fund (bid) and the lowest price a seller is willing to accept for shares of the Fund (ask) when buying or selling shares in the secondary market (the "bid-ask spread"). Recent information, including information on the Fund's NAV, market price, premiums and discounts, and bid-ask spreads is available on the Fund's website at <https://www.franklintempleton.com/investor/investments-and-solutions/investment-options/etfs/>.

## Taxes

The Fund's distributions are generally taxable to you as ordinary income, capital gains, or some combination of both, unless you are investing through a tax-deferred arrangement, such as a 401(k) plan or an individual retirement account, in which case your distributions would generally be taxed when withdrawn from the tax-deferred account.

## Payments to Broker-Dealers and Other Financial Intermediaries

If you purchase shares of the Fund through a broker-dealer or other financial intermediary (such as a bank), the investment manager or other related companies may pay the intermediary for certain Fund-related activities, including those that are designed to make the intermediary more knowledgeable about exchange traded products, such as the Fund, as well as for marketing, education or other initiatives

related to the sale or promotion of Fund shares. These payments may create a conflict of interest by influencing the broker-dealer or other intermediary and your salesperson to recommend the Fund over another investment. Ask your salesperson or visit your financial intermediary's website for more information.

FLEH

## Franklin FTSE Europe Hedged ETF

### Investment Goal

To seek to provide investment results that closely correspond, before fees and expenses, to the performance of the FTSE Developed Europe RIC Capped Hedged to USD Index (the FTSE Developed Europe Capped Hedged Index).

### Fees and Expenses of the Fund

The following table describes the fees and expenses that you will incur if you buy, hold and sell shares of the Fund. You may also incur other fees, such as usual and customary brokerage commissions and other fees to financial intermediaries, which are not reflected in the table and the Example that follows.

#### Annual Fund Operating Expenses

(expenses that you pay each year as a percentage of the value of your investment)

Management fees	0.09%
Distribution and/or service (12b-1) fees	None
Other expenses	None
<b>Total annual Fund operating expenses</b>	<b>0.09%</b>

### Example

This Example is intended to help you compare the cost of investing in the Fund with the cost of investing in other funds. The Example assumes that you invest \$10,000 in the Fund for the time periods indicated and then sell all of your shares at the end of the period. The Example also assumes that your investment has a 5% return each year and that the Fund's operating expenses remain the same. Although your actual costs may be higher or lower, based on these assumptions your costs would be:

	1 Year	3 Years	5 Years	10 Years
	\$9	\$29	\$51	\$115

### Portfolio Turnover

The Fund pays transaction costs, such as commissions, when it buys and sells securities (or "turns over" its portfolio). A higher portfolio turnover rate may indicate higher transaction costs and may result in higher taxes when Fund shares are held

in a taxable account. These costs, which are not reflected in annual Fund operating expenses or in the Example, affect the Fund's performance. During the most recent fiscal year, the Fund's portfolio turnover rate was 12.87% of the average value of its portfolio.

## Principal Investment Strategies

Under normal market conditions, the Fund invests at least 80% of its assets in the component securities of the FTSE Developed Europe Capped Hedged Index and in depositary receipts representing such securities, including indirectly through the Franklin FTSE Europe ETF (Underlying Fund). The FTSE Developed Europe Capped Hedged Index is a free float-adjusted market capitalization weighted index maintained and calculated by FTSE Russell with a capping methodology applied quarterly to issuer weights so that no single issuer of a component exceeds 25% of the FTSE Developed Europe Capped Hedged Index weight, and all issuers with weights above 5% do not cumulatively exceed 50% of the FTSE Developed Europe Capped Hedged Index's weight. The FTSE Developed Europe Capped Hedged Index is based on the FTSE Developed Europe Hedged to USD Index and is designed to measure the performance of large- and mid-capitalization stocks from developed European countries. FTSE Russell determines eligible securities for the FTSE Developed Europe Capped Hedged to USD Index based on measures such as the company's place of incorporation, listing country, investor protection regulations present in the country of incorporation, tax domicile, location of headquarters/factors of production and currency of denomination. FTSE Russell also maintains a set of criteria to assess a country's market status, including various quality of markets criteria, a country's prevailing regulatory environment, custody and settlement, and dealing landscape. The FTSE Developed Europe Capped Hedged Index incorporates a hedge against the currency risk of the securities included in the FTSE Developed Europe Capped Hedged Index against the U.S. dollar. As of May 31, 2021, the FTSE Developed Europe Capped Hedged Index was comprised of 577 securities with capitalizations ranging from \$643 million to \$401.69 billion.

The Fund, using a "passive" or indexing investment approach, seeks investment results that closely correspond, before fees and expenses, to the performance of the FTSE Developed Europe Capped Hedged Index. The investment manager seeks to achieve, over time, a correlation between the Fund's performance, before fees and expenses, and that of the FTSE Developed Europe Capped Hedged Index of 0.95 or better. A figure of 1.00 would indicate perfect correlation. The Fund may use either a replication strategy or representative sampling strategy. Under a replication strategy, the Fund will replicate the component securities of the FTSE Developed Europe Capped Hedged Index as closely as possible (i.e., invest in all of the component securities in their respective weightings in the FTSE Developed Europe Capped Hedged Index). However, under various circumstances, it may not

be possible or practicable to replicate the FTSE Developed Europe Capped Hedged Index. In these circumstances, the Fund may use a "representative sampling" strategy whereby the Fund would invest in what it believes to be a representative sample of the component securities of the FTSE Developed Europe Capped Hedged Index, but may not track the FTSE Developed Europe Capped Hedged Index with the same degree of accuracy as would an investment vehicle replicating the entire FTSE Developed Europe Capped Hedged Index. Under the representative sampling technique, the investment manager will select securities that collectively have an investment profile similar to that of the FTSE Developed Europe Capped Hedged Index, including securities that resemble those included in the FTSE Developed Europe Capped Hedged Index in terms of risk factors, performance attributes and other characteristics, such as market capitalization and industry weightings.

The FTSE Developed Europe Capped Hedged Index incorporates a hedge against non-U.S. currency fluctuations by reflecting the impact of rolling monthly currency forward contracts on the currencies represented in the FTSE Developed Europe Capped Hedged Index (the "hedge impact"). The return of the FTSE Developed Europe Capped Hedged Index is calculated as the sum of the return of the corresponding unhedged index denominated in U.S. dollars plus the hedge impact. The FTSE Developed Europe Capped Hedged Index is calculated as if it sells forward the total value of the non-U.S. dollar denominated securities included in the FTSE Developed Europe Capped Hedged Index at a one-month forward rate to effectively create a hedge against fluctuations in the relative value of each of the component currencies in relation to the U.S. dollar. The hedge is reset on a monthly basis by simulating the setting up of a similar transaction in which the notional amount of the forwards sold represents the new month-end value of the non-U.S. dollar denominated securities included in the FTSE Developed Europe Capped Hedged Index. No adjustment to the hedge is made during the month to account for changes in the FTSE Developed Europe Capped Hedged Index due to price movement of securities, corporate events, additions, deletions or any other changes (i.e., the amount hedged is kept constant over the whole month). The FTSE Developed Europe Capped Hedged Index is designed to have higher returns than an equivalent unhedged index when the component currencies are weakening relative to the U.S. dollar. Conversely, the FTSE Developed Europe Capped Hedged Index will have lower returns than an equivalent unhedged index when the component currencies are rising relative to the U.S. dollar.

The Fund intends to enter into monthly foreign currency forward contracts and/or currency futures contracts designed to offset the Fund's exposure to the component currencies, in order to seek to replicate the hedge impact incorporated in the calculation of the FTSE Developed Europe Capped Hedged Index. The Fund's exposure to foreign currency forward contracts and currency futures

contracts is based on the aggregate exposure of the Fund to the component currencies.

The Fund will concentrate its investments (i.e., hold 25% or more of its net assets) in a particular industry or group of industries to approximately the same extent that the FTSE Developed Europe Capped Hedged Index is concentrated.

## Principal Risks

You could lose money by investing in the Fund. Exchange-traded fund (ETF) shares are not deposits or obligations of, or guaranteed or endorsed by, any bank, and are not insured by the Federal Deposit Insurance Corporation, the Federal Reserve Board, or any other agency of the U.S. government. The Fund is subject to the principal risks noted below, any of which may adversely affect the Fund's net asset value (NAV), trading price, yield, total return and ability to meet its investment goal.

**Market** The market values of securities or other investments owned by the Fund will go up or down, sometimes rapidly or unpredictably. The market value of a security or other investment may be reduced by market activity or other results of supply and demand unrelated to the issuer. This is a basic risk associated with all investments. When there are more sellers than buyers, prices tend to fall. Likewise, when there are more buyers than sellers, prices tend to rise.

The current global outbreak of the novel strain of coronavirus, COVID-19, has resulted in market closures and dislocations, extreme volatility, liquidity constraints and increased trading costs. Efforts to contain the spread of COVID-19 have resulted in global travel restrictions and disruptions of healthcare systems, business operations and supply chains, layoffs, reduced consumer demand, defaults and credit ratings downgrades, and other significant economic impacts. The effects of COVID-19 have impacted global economic activity across many industries and may heighten other pre-existing political, social and economic risks, locally or globally. The full impact of the COVID-19 pandemic is unpredictable and may adversely affect the Fund's performance.

Stock prices tend to go up and down more dramatically than those of debt securities. A slower-growth or recessionary economic environment could have an adverse effect on the prices of the various stocks held by the Fund.

**Foreign Securities (non-U.S.)** Investing in foreign securities typically involves more risks than investing in U.S. securities, and includes risks associated with: (i) internal and external political and economic developments – e.g., the political, economic and social policies and structures of some foreign countries may be less stable and more volatile than those in the U.S. or some foreign countries may be subject to trading restrictions or economic sanctions; (ii) trading practices – e.g., government supervision and regulation of foreign securities and currency markets,



trading systems and brokers may be less than in the U.S.; (iii) availability of information – e.g., foreign issuers may not be subject to the same disclosure, accounting and financial reporting standards and practices as U.S. issuers; (iv) limited markets – e.g., the securities of certain foreign issuers may be less liquid (harder to sell) and more volatile; and (v) currency exchange rate fluctuations and policies (e.g., fluctuations may negatively affect investments denominated in foreign currencies and any income received or expenses paid by the Fund in that foreign currency).

**Currency Hedging** In seeking investment results that closely correspond, before fees and expenses, to the performance of the FTSE Developed Europe Capped Hedged Index, the Fund will attempt to hedge the currency exposure of non-U.S. dollar denominated securities held in its portfolio by investing in foreign currency forward contracts and/or currency futures contracts. While this approach is designed to minimize the impact of currency fluctuations on Fund returns, it does not necessarily eliminate the Fund's exposure to the component currencies. The return of the foreign currency forward contracts and currency futures contracts will not perfectly offset the actual fluctuations between the component currencies and the U.S. dollar. Moreover, while currency hedging can reduce or eliminate losses due to exchange rate changes, it can also reduce or eliminate gains, and the Fund bears additional transaction costs in entering into and closing out of derivative positions. Currency hedges are sometimes subject to imperfect matching between the derivative instruments and the currencies that the derivative instruments intend to hedge, and there can be no assurance that the Fund's hedging transactions will be effective. The Fund's exposure to the component currencies may not be fully hedged at all times.

Because the Fund's currency hedge is generally reset on a monthly basis, currency risk can develop or increase intra-month. Furthermore, while the Fund is designed to hedge against currency fluctuations, it is possible that a degree of currency exposure may remain even at the time a hedging transaction is implemented. The Fund may not be able to structure its hedging transactions as anticipated or its hedging transactions may not successfully reduce the currency risk included in the Fund's portfolio in a way that tracks the FTSE Developed Europe Capped Hedged Index.

Increased volatility of the FTSE Developed Europe Capped Hedged Index or the U.S. dollar relative to the currencies being hedged will generally reduce the effectiveness of the Fund's currency hedging strategy, measured on an aggregate basis. Significant differences between U.S. dollar interest rates and foreign currency interest rates may impact the effectiveness of the Fund's currency hedging strategy.

**Derivative Instruments** The performance of derivative instruments (including currency derivatives) depends largely on the performance of an underlying

currency, security, interest rate or index, and such derivatives often have risks similar to the underlying instrument, in addition to other risks. Derivatives involve costs and can create economic leverage in the Fund's portfolio which may result in significant volatility and cause the Fund to participate in losses (as well as gains) in an amount that significantly exceeds the Fund's initial investment. Other risks include illiquidity, mispricing or improper valuation of the derivative, and imperfect correlation between the value of the derivative and the underlying instrument so that the Fund may not realize the intended benefits. Their successful use will usually depend on the investment manager's ability to accurately forecast movements in the market relating to the underlying instrument. Should a market or markets, or prices of particular classes of investments move in an unexpected manner, especially in unusual or extreme market conditions, the Fund may not realize the anticipated benefits of the transaction, and it may realize losses, which could be significant. If the investment manager is not successful in using such derivative instruments, the Fund's performance may be worse than if the investment manager did not use such derivatives at all. When a derivative is used for hedging, the change in value of the derivative may also not correlate specifically with the currency, security, interest rate, index or other risk being hedged. Derivatives also may present the risk that the other party to the transaction will fail to perform. There is also the risk, especially under extreme market conditions, that a derivative, which usually would operate as a hedge, provides no hedging benefits at all.

**Regional Focus** Because the Fund invests its assets primarily in companies in a specific region, the Fund is subject to greater risks of adverse developments in that region and/or the surrounding regions than a fund that is more broadly diversified geographically. Political, social or economic disruptions in the region, even in countries in which the Fund is not invested, may adversely affect the value of investments held by the Fund.

Current uncertainty concerning the economic consequences of the January 31, 2020 departure of the United Kingdom from the European Union (EU) may increase market volatility.

**Depository Receipts** Depository receipts are subject to many of the risks of the underlying securities. For some depository receipts, the custodian or similar financial institution that holds the issuer's shares in a trust account is located in the issuer's home country. In these cases if the issuer's home country does not have developed financial markets, the Fund could be exposed to the credit risk of the custodian or financial institution and greater market risk. In addition, the depository institution may not have physical custody of the underlying securities at all times and may charge fees for various services. The Fund may experience delays in receiving its dividend and interest payments or exercising rights as a shareholder. There may be an increased possibility of untimely responses to certain corporate

actions of the issuer in an unsponsored depositary receipt program. Accordingly, there may be less information available regarding issuers of securities underlying unsponsored programs and there may not be a correlation between this information and the market value of the depositary receipts.

**Calculation Methodology** FTSE Russell relies on various sources of information to assess the criteria of issuers included in the FTSE Developed Europe Capped Hedged Index, including information that may be based on assumptions and estimates. Neither the Fund nor the investment manager can offer assurances that FTSE Russell's calculation methodology or sources of information will provide an accurate assessment of included issuers or that the included issuers will provide the Fund with the market exposure it seeks.

**Index-Related** There is no assurance that the FTSE Developed Europe Capped Hedged Index will be determined, composed or calculated accurately. While FTSE Russell provides descriptions of what the FTSE Developed Europe Capped Hedged Index is designed to achieve, FTSE Russell does not guarantee the quality, accuracy or completeness of data in respect of its indices, and does not guarantee that the FTSE Developed Europe Capped Hedged Index will be in line with the described index methodology. Gains, losses or costs to the Fund caused by errors in the FTSE Developed Europe Capped Hedged Index may therefore be borne by the Fund and its shareholders.

**Non-Correlation** There is no guarantee that the Fund will achieve a high degree of correlation to the FTSE Developed Europe Capped Hedged Index and therefore achieve its investment goal. Market disruptions and regulatory restrictions could have an adverse effect on the Fund's ability to adjust its exposure to the required levels in order to track the FTSE Developed Europe Capped Hedged Index. In addition, the Fund's NAV may deviate from the FTSE Developed Europe Capped Hedged Index if the Fund fair values a portfolio security at a price other than the price used by the FTSE Developed Europe Capped Hedged Index for that security. To the extent that the investment manager uses a representative sampling strategy, the Fund may not track the return of the FTSE Developed Europe Capped Hedged Index as well as it would have if the Fund held all of the securities in the FTSE Developed Europe Capped Hedged Index.

**Tracking Error** Tracking error is the divergence of the Fund's performance from that of the FTSE Developed Europe Capped Hedged Index. Tracking error may occur because of differences between the securities held in the Fund's portfolio and those included in the FTSE Developed Europe Capped Hedged Index, pricing differences (including differences between a security's price at the local market close and the Fund's valuation of a security at the time of calculation of the Fund's NAV), differences in transaction and hedging costs and forward rates achieved, the Fund's holding of cash, differences in timing of the accrual of dividends or interest, tax gains or losses, changes to the FTSE Developed Europe Capped Hedged

Index or the need to meet various new or existing regulatory requirements. In addition, certain regulatory or contractual requirements applicable to the Fund's use of derivatives could prevent the Fund from being able to fully replicate the hedge impact incorporated in the calculation of the FTSE Developed Europe Capped Hedged Index, which could result in increased index tracking error. These risks may be heightened during times of increased market volatility or other unusual market conditions. Tracking error also may result because the Fund incurs fees and expenses, while the FTSE Developed Europe Capped Hedged Index does not, and because the Fund accepts creations and redemptions during time periods between which it is able to adjust its currency hedges, whereas the FTSE Developed Europe Capped Hedged Index does not adjust its hedging during these periods.

**Market Trading** The Fund faces numerous market trading risks, including the potential lack of an active market for Fund shares, losses from trading in secondary markets, periods of high volatility and disruption in the creation/redemption process of the Fund. Any of these factors, among others, may lead to the Fund's shares trading at a premium or discount to NAV. Thus, you may pay more (or less) than NAV when you buy shares of the Fund in the secondary market, and you may receive less (or more) than NAV when you sell those shares in the secondary market. The investment manager cannot predict whether shares will trade above (premium), below (discount) or at NAV.

**Concentration** To the extent the Fund concentrates in a specific industry, a group of industries, sector or type of investment, the Fund will carry much greater risks of adverse developments and price movements in such industries, sectors or investments than a fund that invests in a wider variety of industries, sectors or investments. There is also the risk that the Fund will perform poorly during a slump in demand for securities of companies in such industries or sectors.

**Mid Capitalization Companies** Securities issued by mid capitalization companies may be more volatile in price than those of larger companies, involve substantial risks and should be considered speculative. Such risks may include greater sensitivity to economic conditions, less certain growth prospects, lack of depth of management and funds for growth and development, and limited or less developed product lines and markets. In addition, mid capitalization companies may be particularly affected by interest rate increases, as they may find it more difficult to borrow money to continue or expand operations, or may have difficulty in repaying any loans.

**Passive Investment** Unlike many investment companies, the Fund is not actively managed and the investment manager does not attempt to take defensive positions under any market conditions, including declining markets. Therefore, the investment manager would not necessarily buy or sell a security unless that

security is added or removed, respectively, from the FTSE Developed Europe Capped Hedged Index, even if that security generally is underperforming.

**International Closed Market Trading** To the extent that the underlying securities held by the Fund trade on an exchange that is closed when the securities exchange on which the Fund shares list and trade is open, there may be market uncertainty about the stale security pricing (i.e., the last quote from its closed foreign market) resulting in premiums or discounts to NAV that may be greater than those experienced by other ETFs.

**Authorized Participant Concentration** Only an authorized participant (Authorized Participant) may engage in creation or redemption transactions directly with the Fund. The Fund has a limited number of institutions that act as Authorized Participants. To the extent that these institutions exit the business or are unable to proceed with creation and/or redemption orders with respect to the Fund and no other Authorized Participant is able to step forward to create or redeem Creation Units (as defined below), Fund shares may trade at a discount to NAV and possibly face trading halts and/or delisting. This risk may be more pronounced in volatile markets, potentially where there are significant redemptions in ETFs generally.

**Small Fund** When the Fund's size is small, the Fund may experience low trading volume and wide bid/ask spreads. In addition, the Fund may face the risk of being delisted if the Fund does not meet certain conditions of the listing exchange.

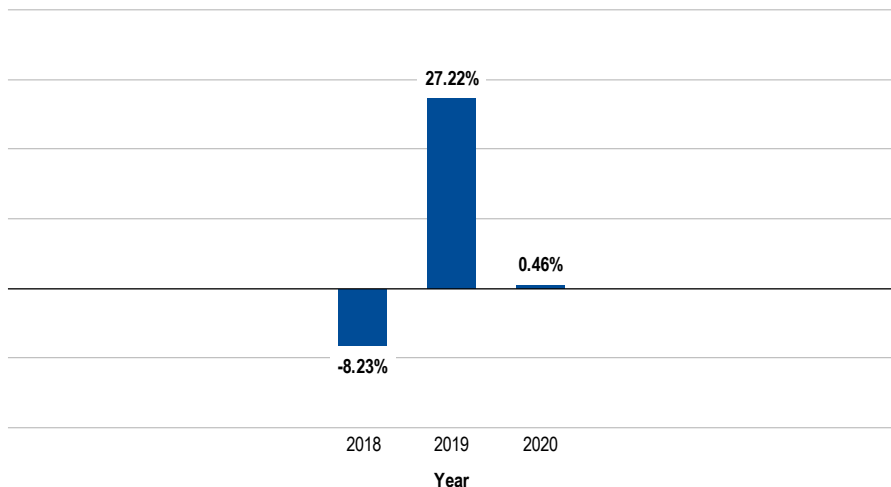
**Large Shareholder** Certain shareholders, including other funds or accounts advised by the investment manager or an affiliate of the investment manager, may from time to time own a substantial amount of the Fund's shares. In addition, a third-party investor, the investment manager or an affiliate of the investment manager, an authorized participant, a lead market maker, or another entity may invest in the Fund and hold its investment for a limited period of time solely to facilitate commencement of the Fund or to facilitate the Fund's achieving a specified size or scale. There can be no assurance that any large shareholder would not redeem its investment, that the size of the Fund would be maintained at such levels or that the Fund would continue to meet applicable listing requirements. Redemptions by large shareholders could have a significant negative impact on the Fund. In addition, transactions by large shareholders may account for a large percentage of the trading volume on the listing exchange and may, therefore, have a material upward or downward effect on the market price of the shares.

## Performance

The following bar chart and table provide some indication of the risks of investing in the Fund. The bar chart shows changes in the Fund's performance from year to year. The table shows how the Fund's average annual returns for 1 year, 5 years, 10 years or since inception, as applicable, compared with those of the Fund's

underlying index. The Fund's past performance (before and after taxes) is not necessarily an indication of how the Fund will perform in the future. You can obtain updated performance information at [franklintempleton.com](http://franklintempleton.com) or by calling (800) DIAL BEN/342-5236.

## Annual Total Returns



Best Quarter:	Q2' 2020	13.98%
Worst Quarter:	Q1' 2020	-21.18%

As of June 30, 2021, the Fund's year-to-date return was 14.77%.

## Average Annual Total Returns

For periods ended December 31, 2020

	1 Year	Since Inception
<b>Franklin FTSE Europe Hedged ETF</b>		
Return before taxes	0.46%	4.86% <sup>1</sup>
Return after taxes on distributions	-0.03%	3.37% <sup>1</sup>
Return after taxes on distributions and sale of Fund shares	0.58%	3.60% <sup>1</sup>
FTSE Developed Europe Capped Hedged Index (index reflects no deduction for fees, expenses or taxes)	0.31%	4.80% <sup>1</sup>

<sup>1</sup> Since inception November 2, 2017.

The after-tax returns are calculated using the historical highest individual federal marginal income tax rates and do not reflect the impact of state and local taxes. Actual after-tax returns depend on an investor's tax situation and may differ from those shown. After-tax returns are not relevant to investors who hold their Fund

shares through tax-deferred arrangements, such as 401(k) plans or individual retirement accounts.

## Investment Manager

Franklin Advisory Services, LLC (Advisory Services)

## Portfolio Managers

### **Dina Ting, CFA**

Senior Vice President of Advisory Services and portfolio manager of the Fund since inception (2017).

### **Hailey Harris**

Vice President of Advisory Services and portfolio manager of the Fund since 2019.

## Purchase and Sale of Fund Shares

The Fund is an ETF. Fund shares may only be purchased and sold on a national securities exchange through a broker-dealer. The price of Fund shares is based on market price, and because ETF shares trade at market prices rather than NAV, shares may trade at a price greater than NAV (a premium) or less than NAV (a discount). The Fund issues or redeems shares that have been aggregated into blocks of 200,000 shares or multiples thereof (Creation Units) to Authorized Participants who have entered into agreements with the Fund's distributor, Franklin Distributors, LLC. The Fund will generally issue or redeem Creation Units in exchange for a basket of securities (and an amount of cash) that the Fund specifies each day.

An investor may incur costs attributable to the difference between the highest price a buyer is willing to pay to purchase shares of the Fund (bid) and the lowest price a seller is willing to accept for shares of the Fund (ask) when buying or selling shares in the secondary market (the "bid-ask spread"). Recent information, including information on the Fund's NAV, market price, premiums and discounts, and bid-ask spreads is available on the Fund's website at <https://www.franklintempleton.com/investor/investments-and-solutions/investment-options/etfs/>.

## Taxes

The Fund's distributions are generally taxable to you as ordinary income, capital gains, or some combination of both, unless you are investing through a tax-deferred arrangement, such as a 401(k) plan or an individual retirement account, in which case your distributions would generally be taxed when withdrawn from the tax-deferred account.

## Payments to Broker-Dealers and Other Financial Intermediaries

If you purchase shares of the Fund through a broker-dealer or other financial intermediary (such as a bank), the investment manager or other related companies may pay the intermediary for certain Fund-related activities, including those that are designed to make the intermediary more knowledgeable about exchange traded products, such as the Fund, as well as for marketing, education or other initiatives related to the sale or promotion of Fund shares. These payments may create a conflict of interest by influencing the broker-dealer or other intermediary and your salesperson to recommend the Fund over another investment. Ask your salesperson or visit your financial intermediary's website for more information.



FLJH

## Franklin FTSE Japan Hedged ETF

### Investment Goal

To seek to provide investment results that closely correspond, before fees and expenses, to the performance of the FTSE Japan RIC Capped Hedged to USD Index (the FTSE Japan Capped Hedged Index).

### Fees and Expenses of the Fund

The following table describes the fees and expenses that you will incur if you buy, hold and sell shares of the Fund. You may also incur other fees, such as usual and customary brokerage commissions and other fees to financial intermediaries, which are not reflected in the table and the Example that follows.

#### Annual Fund Operating Expenses

(expenses that you pay each year as a percentage of the value of your investment)

Management fees	0.09%
Distribution and/or service (12b-1) fees	None
Other expenses	None
<b>Total annual Fund operating expenses</b>	<b>0.09%</b>

### Example

This Example is intended to help you compare the cost of investing in the Fund with the cost of investing in other funds. The Example assumes that you invest \$10,000 in the Fund for the time periods indicated and then sell all of your shares at the end of the period. The Example also assumes that your investment has a 5% return each year and that the Fund's operating expenses remain the same. Although your actual costs may be higher or lower, based on these assumptions your costs would be:

	1 Year	3 Years	5 Years	10 Years
	\$9	\$29	\$51	\$115

### Portfolio Turnover

The Fund pays transaction costs, such as commissions, when it buys and sells securities (or "turns over" its portfolio). A higher portfolio turnover rate may indicate higher transaction costs and may result in higher taxes when Fund shares are held

in a taxable account. These costs, which are not reflected in annual Fund operating expenses or in the Example, affect the Fund's performance. During the most recent fiscal year, the Fund's portfolio turnover rate was 6.31% of the average value of its portfolio.

## Principal Investment Strategies

Under normal market conditions, the Fund invests at least 80% of its assets in the component securities of the FTSE Japan Capped Hedged Index and in depositary receipts representing such securities, including indirectly through the Franklin FTSE Japan ETF (Underlying Fund). The FTSE Japan Capped Hedged Index is a free float-adjusted market capitalization weighted index maintained and calculated by FTSE Russell with a capping methodology applied quarterly to issuer weights so that no single issuer of a component exceeds 25% of the FTSE Japan Capped Hedged Index weight, and all issuers with weights above 5% do not cumulatively exceed 50% of the FTSE Japan Capped Hedged Index's weight. The FTSE Japan Capped Hedged Index is based on the FTSE Japan Hedged to USD Index and is designed to measure the performance of Japanese large- and mid-capitalization stocks. FTSE Russell determines eligible securities for the FTSE Japan Capped Hedged to USD Index based on measures such as the company's place of incorporation, listing country, investor protection regulations present in the country of incorporation, tax domicile, location of headquarters/factors of production and currency of denomination. The FTSE Japan Capped Hedged Index incorporates a hedge against the currency risk of the securities included in the FTSE Japan Capped Hedged Index against the U.S. dollar. As of May 31, 2021, the FTSE Japan Capped Hedged Index was comprised of 507 securities with capitalizations ranging from \$1.18 billion to \$232.96 billion.

The Fund, using a "passive" or indexing investment approach, seeks investment results that closely correspond, before fees and expenses, to the performance of the FTSE Japan Capped Hedged Index. The investment manager seeks to achieve, over time, a correlation between the Fund's performance, before fees and expenses, and that of the FTSE Japan Capped Hedged Index of 0.95 or better. A figure of 1.00 would indicate perfect correlation. The Fund may use either a replication strategy or representative sampling strategy. Under a replication strategy, the Fund will replicate the component securities of the FTSE Japan Capped Hedged Index as closely as possible (i.e., invest in all of the component securities in their respective weightings in the FTSE Japan Capped Hedged Index). However, under various circumstances, it may not be possible or practicable to replicate the FTSE Japan Capped Hedged Index. In these circumstances, the Fund may use a "representative sampling" strategy whereby the Fund would invest in what it believes to be a representative sample of the component securities of the FTSE Japan Capped Hedged Index, but may not track the FTSE Japan Capped Hedged Index with the same degree of accuracy as would an investment vehicle

replicating the entire FTSE Japan Capped Hedged Index. Under the representative sampling technique, the investment manager will select securities that collectively have an investment profile similar to that of the FTSE Japan Capped Hedged Index, including securities that resemble those included in the FTSE Japan Capped Hedged Index in terms of risk factors, performance attributes and other characteristics, such as market capitalization and industry weightings.

The FTSE Japan Capped Hedged Index incorporates a hedge against fluctuations of the Japanese yen by reflecting the impact of rolling monthly currency forward contracts on the Japanese yen (the "hedge impact"). The return of the FTSE Japan Capped Hedged Index is calculated as the sum of the return of the corresponding unhedged index denominated in U.S. dollars plus the hedge impact. The FTSE Japan Capped Hedged Index is calculated as if it sells forward the total value of the non-U.S. dollar denominated securities included in the FTSE Japan Capped Hedged Index at a one-month forward rate to effectively create a hedge against fluctuations in the relative value of the Japanese yen in relation to the U.S. dollar. The hedge is reset on a monthly basis by simulating the setting up of a similar transaction in which the notional amount of the forwards sold represents the new month-end value of the non-U.S. dollar denominated securities included in the FTSE Japan Capped Hedged Index. No adjustment to the hedge is made during the month to account for changes in the FTSE Japan Capped Hedged Index due to price movement of securities, corporate events, additions, deletions or any other changes (i.e., the amount hedged is kept constant over the whole month). The FTSE Japan Capped Hedged Index is designed to have higher returns than an equivalent unhedged index when the Japanese yen is weakening relative to the U.S. dollar. Conversely, the FTSE Japan Capped Hedged Index will have lower returns than an equivalent unhedged index when the Japanese yen is rising relative to the U.S. dollar.

The Fund intends to enter into monthly foreign currency forward contracts and/or currency futures contracts designed to offset the Fund's exposure to the Japanese yen, in order to seek to replicate the hedge impact incorporated in the calculation of the FTSE Japan Capped Hedged Index. The Fund's exposure to foreign currency forward contracts and currency futures contracts is based on the aggregate exposure of the Fund to the Japanese yen.

The Fund will concentrate its investments (i.e., hold 25% or more of its net assets) in a particular industry or group of industries to approximately the same extent that the FTSE Japan Capped Hedged Index is concentrated.

## Principal Risks

You could lose money by investing in the Fund. Exchange-traded fund (ETF) shares are not deposits or obligations of, or guaranteed or endorsed by, any bank, and are not insured by the Federal Deposit Insurance Corporation, the Federal

Reserve Board, or any other agency of the U.S. government. The Fund is subject to the principal risks noted below, any of which may adversely affect the Fund's net asset value (NAV), trading price, yield, total return and ability to meet its investment goal.

**Market** The market values of securities or other investments owned by the Fund will go up or down, sometimes rapidly or unpredictably. The market value of a security or other investment may be reduced by market activity or other results of supply and demand unrelated to the issuer. This is a basic risk associated with all investments. When there are more sellers than buyers, prices tend to fall. Likewise, when there are more buyers than sellers, prices tend to rise.

The current global outbreak of the novel strain of coronavirus, COVID-19, has resulted in market closures and dislocations, extreme volatility, liquidity constraints and increased trading costs. Efforts to contain the spread of COVID-19 have resulted in global travel restrictions and disruptions of healthcare systems, business operations and supply chains, layoffs, reduced consumer demand, defaults and credit ratings downgrades, and other significant economic impacts. The effects of COVID-19 have impacted global economic activity across many industries and may heighten other pre-existing political, social and economic risks, locally or globally. The full impact of the COVID-19 pandemic is unpredictable and may adversely affect the Fund's performance.

Stock prices tend to go up and down more dramatically than those of debt securities. A slower-growth or recessionary economic environment could have an adverse effect on the prices of the various stocks held by the Fund.

**Foreign Securities (non-U.S.)** Investing in foreign securities typically involves more risks than investing in U.S. securities, and includes risks associated with: (i) internal and external political and economic developments – e.g., the political, economic and social policies and structures of some foreign countries may be less stable and more volatile than those in the U.S. or some foreign countries may be subject to trading restrictions or economic sanctions; (ii) trading practices – e.g., government supervision and regulation of foreign securities and currency markets, trading systems and brokers may be less than in the U.S.; (iii) availability of information – e.g., foreign issuers may not be subject to the same disclosure, accounting and financial reporting standards and practices as U.S. issuers; (iv) limited markets – e.g., the securities of certain foreign issuers may be less liquid (harder to sell) and more volatile; and (v) currency exchange rate fluctuations and policies (e.g., fluctuations may negatively affect investments denominated in foreign currencies and any income received or expenses paid by the Fund in that foreign currency).

**Currency Hedging** In seeking investment results that closely correspond, before fees and expenses, to the performance of the FTSE Japan Capped Hedged Index,

the Fund will attempt to hedge the currency exposure of non-U.S. dollar denominated securities held in its portfolio by investing in foreign currency forward contracts and/or currency futures contracts. While this approach is designed to minimize the impact of currency fluctuations on Fund returns, it does not necessarily eliminate the Fund's exposure to the Japanese yen. The return of the foreign currency forward contracts and currency futures contracts will not perfectly offset the actual fluctuations between the Japanese yen and the U.S. dollar. Moreover, while currency hedging can reduce or eliminate losses due to exchange rate changes, it can also reduce or eliminate gains, and the Fund bears additional transaction costs in entering into and closing out of derivative positions. Currency hedges are sometimes subject to imperfect matching between the derivative instruments and the currency that the derivative instruments intend to hedge, and there can be no assurance that the Fund's hedging transactions will be effective. The Fund's exposure to the Japanese yen may not be fully hedged at all times.

Because the Fund's currency hedge is generally reset on a monthly basis, currency risk can develop or increase intra-month. Furthermore, while the Fund is designed to hedge against currency fluctuations, it is possible that a degree of currency exposure may remain even at the time a hedging transaction is implemented. The Fund may not be able to structure its hedging transactions as anticipated or its hedging transactions may not successfully reduce the currency risk included in the Fund's portfolio in a way that tracks the FTSE Japan Capped Hedged Index.

Increased volatility of the FTSE Japan Capped Hedged Index or the U.S. dollar relative to the currency being hedged will generally reduce the effectiveness of the Fund's currency hedging strategy, measured on an aggregate basis. Significant differences between U.S. dollar interest rates and foreign currency interest rates may impact the effectiveness of the Fund's currency hedging strategy.

**Derivative Instruments** The performance of derivative instruments (including currency derivatives) depends largely on the performance of an underlying currency, security, interest rate or index, and such derivatives often have risks similar to the underlying instrument, in addition to other risks. Derivatives involve costs and can create economic leverage in the Fund's portfolio which may result in significant volatility and cause the Fund to participate in losses (as well as gains) in an amount that significantly exceeds the Fund's initial investment. Other risks include illiquidity, mispricing or improper valuation of the derivative, and imperfect correlation between the value of the derivative and the underlying instrument so that the Fund may not realize the intended benefits. Their successful use will usually depend on the investment manager's ability to accurately forecast movements in the market relating to the underlying instrument. Should a market or markets, or prices of particular classes of investments move in an unexpected manner, especially in unusual or extreme market conditions, the Fund may not realize the anticipated benefits of the transaction, and it may realize losses, which

could be significant. If the investment manager is not successful in using such derivative instruments, the Fund's performance may be worse than if the investment manager did not use such derivatives at all. When a derivative is used for hedging, the change in value of the derivative may also not correlate specifically with the currency, security, interest rate, index or other risk being hedged. Derivatives also may present the risk that the other party to the transaction will fail to perform. There is also the risk, especially under extreme market conditions, that a derivative, which usually would operate as a hedge, provides no hedging benefits at all.

**Geographic Focus** Because the Fund invests its assets primarily in companies in a specific country and region, the Fund is subject to greater risks of adverse developments in that country, region and/or the surrounding regions than a fund that is more broadly diversified geographically. Political, social or economic disruptions in the country or region, even in countries in which the Fund is not invested, may adversely affect the value of investments held by the Fund.

Japan's economy may be subject to considerable degrees of economic, political and social instability, which could have a negative impact on Japanese securities. The Japanese economy is heavily dependent on international trade and consistent government policy supporting its export market. Changes in governmental regulations on trade, decreasing imports or exports, and/or an economic recession in Japan may cause the value of the Fund's investments to decline. Downturns in the economies of key trading partners such as the United States, China and/or countries in Southeast Asia, including economic, political or social instability in such countries, could also have a negative impact on the Japanese economy as a whole. Currency fluctuations may also adversely impact the Japanese economy, including its export market. In addition, Japan's labor market is adapting to an aging workforce, declining population, and demand for increased labor mobility. These demographic shifts and fundamental structural changes to the labor market may negatively impact Japan's economic competitiveness. Japan is also subject to the risk of natural disasters, such as earthquakes, volcanic eruptions, typhoons and tsunamis, which could significantly disrupt economic activity and negatively affect the Fund.

**Depository Receipts** Depository receipts are subject to many of the risks of the underlying securities. For some depository receipts, the custodian or similar financial institution that holds the issuer's shares in a trust account is located in the issuer's home country. In these cases if the issuer's home country does not have developed financial markets, the Fund could be exposed to the credit risk of the custodian or financial institution and greater market risk. In addition, the depository institution may not have physical custody of the underlying securities at all times and may charge fees for various services. The Fund may experience delays in receiving its dividend and interest payments or exercising rights as a shareholder.

There may be an increased possibility of untimely responses to certain corporate actions of the issuer in an unsponsored depositary receipt program. Accordingly, there may be less information available regarding issuers of securities underlying unsponsored programs and there may not be a correlation between this information and the market value of the depositary receipts.

**Calculation Methodology** FTSE Russell relies on various sources of information to assess the criteria of issuers included in the FTSE Japan Capped Hedged Index, including information that may be based on assumptions and estimates. Neither the Fund nor the investment manager can offer assurances that FTSE Russell's calculation methodology or sources of information will provide an accurate assessment of included issuers or that the included issuers will provide the Fund with the market exposure it seeks.

**Index-Related** There is no assurance that the FTSE Japan Capped Hedged Index will be determined, composed or calculated accurately. While FTSE Russell provides descriptions of what the FTSE Japan Capped Hedged Index is designed to achieve, FTSE Russell does not guarantee the quality, accuracy or completeness of data in respect of its indices, and does not guarantee that the FTSE Japan Capped Hedged Index will be in line with the described index methodology. Gains, losses or costs to the Fund caused by errors in the FTSE Japan Capped Hedged Index may therefore be borne by the Fund and its shareholders.

**Non-Correlation** There is no guarantee that the Fund will achieve a high degree of correlation to the FTSE Japan Capped Hedged Index and therefore achieve its investment goal. Market disruptions and regulatory restrictions could have an adverse effect on the Fund's ability to adjust its exposure to the required levels in order to track the FTSE Japan Capped Hedged Index. In addition, the Fund's NAV may deviate from the FTSE Japan Capped Hedged Index if the Fund fair values a portfolio security at a price other than the price used by the FTSE Japan Capped Hedged Index for that security. To the extent that the investment manager uses a representative sampling strategy, the Fund may not track the return of the FTSE Japan Capped Hedged Index as well as it would have if the Fund held all of the securities in the FTSE Japan Capped Hedged Index.

**Tracking Error** Tracking error is the divergence of the Fund's performance from that of the FTSE Japan Capped Hedged Index. Tracking error may occur because of differences between the securities held in the Fund's portfolio and those included in the FTSE Japan Capped Hedged Index, pricing differences (including differences between a security's price at the local market close and the Fund's valuation of a security at the time of calculation of the Fund's NAV), differences in transaction and hedging costs and forward rates achieved, the Fund's holding of cash, differences in timing of the accrual of dividends or interest, tax gains or losses, changes to the FTSE Japan Capped Hedged Index or the need to meet

various new or existing regulatory requirements. In addition, certain regulatory or contractual requirements applicable to the Fund's use of derivatives could prevent the Fund from being able to fully replicate the hedge impact incorporated in the calculation of the FTSE Japan Capped Hedged Index, which could result in increased index tracking error. These risks may be heightened during times of increased market volatility or other unusual market conditions. Tracking error also may result because the Fund incurs fees and expenses, while the FTSE Japan Capped Hedged Index does not, and because the Fund accepts creations and redemptions during time periods between which it is able to adjust its currency hedges, whereas the FTSE Japan Capped Hedged Index does not adjust its hedging during these periods.

**Market Trading** The Fund faces numerous market trading risks, including the potential lack of an active market for Fund shares, losses from trading in secondary markets, periods of high volatility and disruption in the creation/redemption process of the Fund. Any of these factors, among others, may lead to the Fund's shares trading at a premium or discount to NAV. Thus, you may pay more (or less) than NAV when you buy shares of the Fund in the secondary market, and you may receive less (or more) than NAV when you sell those shares in the secondary market. The investment manager cannot predict whether shares will trade above (premium), below (discount) or at NAV.

**Concentration** To the extent the Fund concentrates in a specific industry, a group of industries, sector or type of investment, the Fund will carry much greater risks of adverse developments and price movements in such industries, sectors or investments than a fund that invests in a wider variety of industries, sectors or investments. There is also the risk that the Fund will perform poorly during a slump in demand for securities of companies in such industries or sectors.

**Mid Capitalization Companies** Securities issued by mid capitalization companies may be more volatile in price than those of larger companies, involve substantial risks and should be considered speculative. Such risks may include greater sensitivity to economic conditions, less certain growth prospects, lack of depth of management and funds for growth and development, and limited or less developed product lines and markets. In addition, mid capitalization companies may be particularly affected by interest rate increases, as they may find it more difficult to borrow money to continue or expand operations, or may have difficulty in repaying any loans.

**Passive Investment** Unlike many investment companies, the Fund is not actively managed and the investment manager does not attempt to take defensive positions under any market conditions, including declining markets. Therefore, the investment manager would not necessarily buy or sell a security unless that security is added or removed, respectively, from the FTSE Japan Capped Hedged Index, even if that security generally is underperforming.



**International Closed Market Trading** To the extent that the underlying securities held by the Fund trade on an exchange that is closed when the securities exchange on which the Fund shares list and trade is open, there may be market uncertainty about the stale security pricing (i.e., the last quote from its closed foreign market) resulting in premiums or discounts to NAV that may be greater than those experienced by other ETFs.

**Authorized Participant Concentration** Only an authorized participant (Authorized Participant) may engage in creation or redemption transactions directly with the Fund. The Fund has a limited number of institutions that act as Authorized Participants. To the extent that these institutions exit the business or are unable to proceed with creation and/or redemption orders with respect to the Fund and no other Authorized Participant is able to step forward to create or redeem Creation Units (as defined below), Fund shares may trade at a discount to NAV and possibly face trading halts and/or delisting. This risk may be more pronounced in volatile markets, potentially where there are significant redemptions in ETFs generally.

**Small Fund** When the Fund's size is small, the Fund may experience low trading volume and wide bid/ask spreads. In addition, the Fund may face the risk of being delisted if the Fund does not meet certain conditions of the listing exchange.

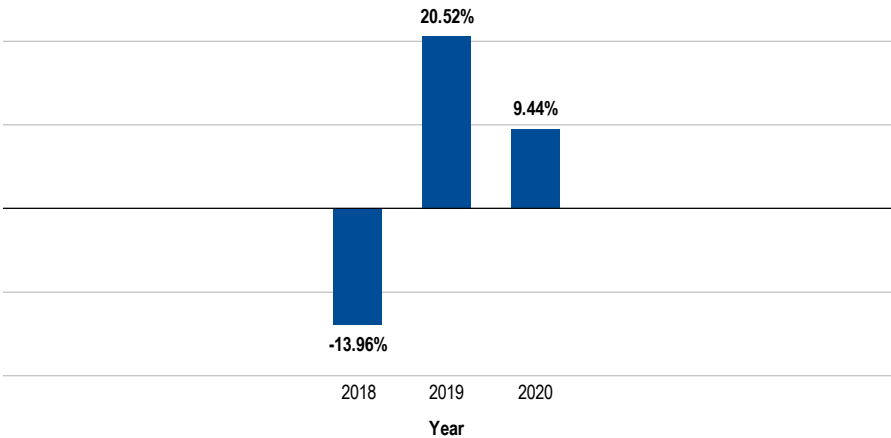
**Large Shareholder** Certain shareholders, including other funds or accounts advised by the investment manager or an affiliate of the investment manager, may from time to time own a substantial amount of the Fund's shares. In addition, a third-party investor, the investment manager or an affiliate of the investment manager, an authorized participant, a lead market maker, or another entity may invest in the Fund and hold its investment for a limited period of time solely to facilitate commencement of the Fund or to facilitate the Fund's achieving a specified size or scale. There can be no assurance that any large shareholder would not redeem its investment, that the size of the Fund would be maintained at such levels or that the Fund would continue to meet applicable listing requirements. Redemptions by large shareholders could have a significant negative impact on the Fund. In addition, transactions by large shareholders may account for a large percentage of the trading volume on the listing exchange and may, therefore, have a material upward or downward effect on the market price of the shares.

## Performance

The following bar chart and table provide some indication of the risks of investing in the Fund. The bar chart shows changes in the Fund's performance from year to year. The table shows how the Fund's average annual returns for 1 year, 5 years, 10 years or since inception, as applicable, compared with those of the Fund's underlying index. The Fund's past performance (before and after taxes) is not necessarily an indication of how the Fund will perform in the future. You can obtain

updated performance information at [franklintempleton.com](http://franklintempleton.com) or by calling (800) DIAL BEN/342-5236.

Annual Total Returns



Best Quarter:	Q4' 2020	12.59%
Worst Quarter:	Q1' 2020	-17.02%

As of June 30, 2021, the Fund's year-to-date return was 9.09%.

Average Annual Total Returns

For periods ended December 31, 2020

	1 Year	Since Inception
Franklin FTSE Japan Hedged ETF		
Return before taxes	9.44%	4.53% <sup>1</sup>
Return after taxes on distributions	9.44%	4.08% <sup>1</sup>
Return after taxes on distributions and sale of Fund shares	5.59%	3.40% <sup>1</sup>
FTSE Japan Capped Hedged Index (index reflects no deduction for fees, expenses or taxes)	9.46%	4.65% <sup>1</sup>

<sup>1</sup> Since inception November 2, 2017.

The after-tax returns are calculated using the historical highest individual federal marginal income tax rates and do not reflect the impact of state and local taxes. Actual after-tax returns depend on an investor's tax situation and may differ from those shown. After-tax returns are not relevant to investors who hold their Fund shares through tax-deferred arrangements, such as 401(k) plans or individual retirement accounts.

## Investment Manager

Franklin Advisory Services, LLC (Advisory Services)

## Portfolio Managers

### **Dina Ting, CFA**

Senior Vice President of Advisory Services and portfolio manager of the Fund since inception (2017).

### **Hailey Harris**

Vice President of Advisory Services and portfolio manager of the Fund since 2019.

## Purchase and Sale of Fund Shares

The Fund is an ETF. Fund shares may only be purchased and sold on a national securities exchange through a broker-dealer. The price of Fund shares is based on market price, and because ETF shares trade at market prices rather than NAV, shares may trade at a price greater than NAV (a premium) or less than NAV (a discount). The Fund issues or redeems shares that have been aggregated into blocks of 200,000 shares or multiples thereof (Creation Units) to Authorized Participants who have entered into agreements with the Fund's distributor, Franklin Distributors, LLC. The Fund will generally issue or redeem Creation Units in exchange for a basket of securities (and an amount of cash) that the Fund specifies each day.

An investor may incur costs attributable to the difference between the highest price a buyer is willing to pay to purchase shares of the Fund (bid) and the lowest price a seller is willing to accept for shares of the Fund (ask) when buying or selling shares in the secondary market (the "bid-ask spread"). Recent information, including information on the Fund's NAV, market price, premiums and discounts, and bid-ask spreads is available on the Fund's website at <https://www.franklintempleton.com/investor/investments-and-solutions/investment-options/etfs/>.

## Taxes

The Fund's distributions are generally taxable to you as ordinary income, capital gains, or some combination of both, unless you are investing through a tax-deferred arrangement, such as a 401(k) plan or an individual retirement account, in which case your distributions would generally be taxed when withdrawn from the tax-deferred account.

## Payments to Broker-Dealers and Other Financial Intermediaries

If you purchase shares of the Fund through a broker-dealer or other financial intermediary (such as a bank), the investment manager or other related companies

may pay the intermediary for certain Fund-related activities, including those that are designed to make the intermediary more knowledgeable about exchange traded products, such as the Fund, as well as for marketing, education or other initiatives related to the sale or promotion of Fund shares. These payments may create a conflict of interest by influencing the broker-dealer or other intermediary and your salesperson to recommend the Fund over another investment. Ask your salesperson or visit your financial intermediary's website for more information.

## Fund Details

### Investment Goal

Each Fund's investment goal is to seek to provide investment results that closely correspond, before fees and expenses, to the performance of the Fund's corresponding underlying index (each an "Underlying Index" and, collectively, the "Underlying Indexes"). Each Fund's investment goal is non-fundamental, which means it may be changed by the board of trustees without shareholder approval. Shareholders will be given at least 60 days' advance notice of any change to a Fund's investment goal.

### Principal Investment Policies and Practices

Under normal market conditions, each Fund (hereafter the "Fund") invests at least 80% of its assets in the component securities of the Fund's corresponding Underlying Index and in depositary receipts representing such securities, including, with respect to the Franklin FTSE Europe Hedged ETF and Franklin FTSE Japan Hedged ETF (hereafter the "Hedged ETF"), indirectly through the corresponding Underlying Fund.

Each Underlying Index is a free float-adjusted market capitalization weighted index maintained and calculated by FTSE Russell. Each Underlying Index includes a capping methodology applied quarterly to issuer weights so that no single issuer of a component exceeds 25% of the Underlying Index weight, and all issuers with weights above 5% do not cumulatively exceed 50% of the Underlying Index's weight. FTSE Russell determines eligible securities for the Underlying Index based on measures such as the company's place of incorporation, listing country, investor protection regulations present in the country of incorporation, tax domicile, location of headquarters/factors of production and currency of denomination. FTSE Russell also maintains a set of criteria to assess a country's market status, including various quality of markets criteria, a country's prevailing regulatory environment, custody and settlement, and dealing landscape.

The FTSE Australia Capped Index is based on the FTSE Australia Index and is designed to measure the performance of Australian large- and mid-capitalization stocks. As of May 31, 2021, the FTSE Australia Capped Index was comprised of 110 securities with capitalizations ranging from \$1.26 billion to \$187.33 billion.

The FTSE Brazil Capped Index is based on the FTSE Brazil Index and is designed to measure the performance of Brazilian large- and mid-capitalization stocks. As of May 31, 2021, the FTSE Brazil Capped Index was comprised of 94 securities with capitalizations ranging from \$155 million to \$112.22 billion.

The FTSE Canada Capped Index is based on the FTSE Canada Index and is designed to measure the performance of Canadian large- and mid-capitalization stocks. As of May 31, 2021, the FTSE Canada Capped Index was comprised of 52 securities with capitalizations ranging from \$7.85 billion to \$152.34 billion.

The FTSE China Capped Index is based on the FTSE China Index and is designed to measure the performance of Chinese large- and mid-capitalization stocks, as represented by H-Shares (securities of companies incorporated in the PRC that are denominated in Hong Kong dollars and listed on the Hong Kong Exchange), B-Shares (securities of companies incorporated in the PRC that are denominated in U.S. dollars or Hong Kong dollars and listed for foreign investment on either the Shanghai or Shenzhen stock exchanges) and A-Shares (securities of companies incorporated in the PRC that are denominated in Chinese renminbi and listed on either the Shanghai or Shenzhen stock exchanges). The FTSE China Capped Index also includes certain securities listed outside of the PRC known as N-Shares (issued by companies incorporated in certain foreign jurisdictions, which are controlled, directly or indirectly, by entities, companies or individuals in the PRC, derive substantial revenues or allocate substantial assets in the PRC and are listed on the New York Stock Exchange, NASDAQ or the NYSE MKT), Red-Chips (issued by companies incorporated in certain foreign jurisdictions, which are controlled, directly or indirectly, by entities owned by the national government or local governments in the PRC, derive substantial revenues or allocate substantial assets in the PRC and are listed on the Hong Kong Exchange), P-Chips (issued by companies incorporated in certain foreign jurisdictions, which are controlled, directly or indirectly, by individuals in the PRC, derive substantial revenues or allocate substantial assets in the PRC and are listed on the Hong Kong Exchange) and S-Chips (issued by companies incorporated in certain foreign jurisdictions, which are controlled, directly or indirectly, by entities, companies or individuals in the PRC, derive substantial revenues or allocate substantial assets in the PRC and are listed on the Singapore Exchange). As of May 31, 2021, the FTSE China Capped Index was comprised of 1,018 securities with capitalizations ranging from \$220 million to \$756.85 billion.

The FTSE France Capped Index is based on the FTSE France Index and is designed to measure the performance of French large- and mid-capitalization stocks. As of May 31, 2021, the FTSE France Capped Index was comprised of 83 securities with capitalizations ranging from \$2.75 billion to \$401.69 billion.

The FTSE Germany Capped Index is based on the FTSE Germany Index and is designed to measure the performance of German large- and mid-capitalization stocks. As of May 31, 2021, the FTSE Germany Capped Index was comprised of 81 securities with capitalizations ranging from \$4.48 billion to \$178.72 billion.

The FTSE Hong Kong Capped Index is based on the FTSE Hong Kong Index and is designed to measure the performance of Hong Kong large- and mid-

capitalization stocks. As of May 31, 2021, the FTSE Hong Kong Capped Index was comprised of 89 securities with capitalizations ranging from \$823 million to \$154.22 billion.

The FTSE India Capped Index is based on the FTSE India Index and is designed to measure the performance of Indian large- and mid-capitalization stocks. As of May 31, 2021, the FTSE India Capped Index was comprised of 171 securities with capitalizations ranging from \$1.19 billion to \$188.59 billion.

The FTSE Italy Capped Index is based on the FTSE Italy Index and is designed to measure the performance of Italian large- and mid-capitalization stocks. As of May 31, 2021, the FTSE Italy Capped Index was comprised of 34 securities with capitalizations ranging from \$5.00 billion to \$100.11 billion.

The FTSE Japan Capped Index is based on the FTSE Japan Index and is designed to measure the performance of Japanese large- and mid-capitalization stocks. As of May 31, 2021, the FTSE Japan Capped Index was comprised of 507 securities with capitalizations ranging from \$1.18 billion to \$232.96 billion.

The FTSE Latin America Capped Index is based on the FTSE Latin America Index and is designed to measure the performance of Latin American large- and mid-capitalization stocks. As of May 31, 2021, the FTSE Latin America Capped Index was comprised of 162 securities with capitalizations ranging from \$155 million to \$112.22 billion. As of May 31, 2021, the FTSE Latin America Capped Index included the following countries in Latin America:

- Brazil, Chile, Colombia and Mexico

The FTSE Mexico Capped Index is based on the FTSE Mexico Index and is designed to measure the performance of Mexican large- and mid-capitalization stocks. As of May 31, 2021, the FTSE Mexico Capped Index was comprised of 35 securities with capitalizations ranging from \$772 million to \$65.41 billion.

The FTSE Russia Capped Index is based on the FTSE Russia Index and is designed to measure the performance of Russian large- and mid-capitalization stocks. As of May 31, 2021, the FTSE Russia Capped Index was comprised of 34 securities with capitalizations ranging from \$1.30 billion to \$94.96 billion.

The FTSE Saudi Arabia Capped Index is based on the FTSE Saudi Arabia Index and is designed to measure the performance of Saudi Arabian large- and mid-capitalization stocks. As of May 31, 2021, the FTSE Saudi Arabia Capped Index was comprised of 48 securities with capitalizations ranging from \$1.38 billion to \$1.88 trillion.

The FTSE/JSE South Africa Capped Index is based on the FTSE South Africa Index and is designed to measure the performance of South African large- and mid-capitalization stocks. As of May 31, 2021, the FTSE/JSE South Africa Capped

Index was comprised of 60 securities with capitalizations ranging from \$520 million to \$95.18 billion.

The FTSE South Korea Capped Index is based on the FTSE South Korea Index and is designed to measure the performance of South Korean large- and mid-capitalization stocks. As of May 31, 2021, the FTSE South Korea Capped Index was comprised of 145 securities with capitalizations ranging from \$317 million to \$492.16 billion.

The FTSE Switzerland Capped Index is based on the FTSE Switzerland Index and is designed to measure the performance of Swiss large- and mid-capitalization stocks. As of May 31, 2021, the FTSE Switzerland Capped Index was comprised of 52 securities with capitalizations ranging from \$3.59 billion to \$346.68 billion.

The FTSE Taiwan Capped Index is based on the FTSE Taiwan Index is designed to measure the performance of Taiwanese large- and mid-capitalization stocks. As of May 31, 2021, the FTSE Taiwan Capped Index was comprised of 108 securities with capitalizations ranging from \$679 million to \$560.78 billion.

The FTSE UK Capped Index is based on the FTSE UK Index and is designed to measure the performance of United Kingdom large- and mid-capitalization stocks. As of May 31, 2021, the FTSE UK Capped Index was comprised of 119 securities with capitalizations ranging from \$918 million to \$157.96 billion.

The FTSE Asia ex Japan Capped Index is based on the FTSE Asia ex Japan Index and is designed to measure the performance of large- and mid-capitalization stocks from developed and emerging Asian countries, excluding Japan. The Chinese constituents in the FTSE Asia ex Japan Capped Index are represented by H-Shares, B-Shares, A-Shares, N-Shares, Red-Chips, P-Chips and S-Chips. As of May 31, 2021, the FTSE Asia ex Japan Capped Index was comprised of 1,732 securities with capitalizations ranging from \$220 million to \$756.85 billion. As of May 31, 2021, the FTSE Asia ex Japan Capped Index included the following developed and emerging market countries in Asia:

- Cambodia, China, Hong Kong, India, Indonesia, Macau, Malaysia, Pakistan, Philippines, Singapore, South Korea, Taiwan and Thailand

The FTSE Developed Europe Capped Index is based on the FTSE Developed Europe Index and is designed to measure the performance of large- and mid-capitalization stocks from developed European countries. As of May 31, 2021, the FTSE Developed Europe Capped Index was comprised of 577 securities with capitalizations ranging from \$643 million to \$401.69 billion. As of May 31, 2021, the FTSE Developed Europe Capped Index included the following developed market countries in Europe:



- Austria, Belgium, Denmark, Finland, France, Germany, Ireland, Italy, Luxembourg, Netherlands, Norway, Poland, Portugal, Spain, Sweden, Switzerland and the United Kingdom.

The FTSE Developed Europe Capped Hedged Index is based on the FTSE Developed Europe Hedged to USD Index and is designed to measure the performance of large- and mid-capitalization stocks from developed European countries. The FTSE Developed Europe Capped Hedged Index incorporates a hedge against the currency risk of the securities included in the FTSE Developed Europe Capped Hedged Index against the U.S. dollar. As of May 31, 2021, the FTSE Developed Europe Capped Hedged Index was comprised of 577 securities with capitalizations ranging from \$643 million to \$401.69 billion. As of May 31, 2021, the FTSE Developed Europe Capped Hedged Index included the following developed market countries in Europe:

- Austria, Belgium, Denmark, Finland, France, Germany, Ireland, Italy, Luxembourg, Netherlands, Norway, Poland, Portugal, Spain, Sweden, Switzerland and the United Kingdom.

The FTSE Japan Capped Hedged Index (collectively with the FTSE Europe Capped Hedged Index, the "Hedged Underlying Index") is based on the FTSE Japan Hedged to USD Index and is designed to measure the performance of Japanese large- and mid-capitalization stocks. The FTSE Japan Capped Hedged Index incorporates a hedge against the currency risk of the securities included in the FTSE Japan Capped Hedged Index against the U.S. dollar. As of May 31, 2021, the FTSE Japan Capped Hedged Index was comprised of 507 securities with capitalizations ranging from \$1.18 billion to \$232.96 billion.

An equity security, or stock, represents a proportionate share, or the right to acquire a proportionate share, of the ownership of a company; its value is based on the success of the company's business and the value of its assets, as well as general market conditions. Common stocks, preferred stocks and related depositary receipts are examples of equity securities. Depositary receipts are certificates typically issued by a bank or trust company that give their holders the right to receive securities issued by a foreign or domestic company.

The Fund, using a "passive" or indexing investment approach, seeks investment results that closely correspond, before fees and expenses, to the performance of the Fund's corresponding Underlying Index. The investment manager seeks to achieve, over time, a correlation between the Fund's performance, before fees and expenses, and that of the Fund's corresponding Underlying Index of 0.95 or better. A figure of 1.00 would indicate perfect correlation. The Fund may use either a replication strategy or representative sampling strategy. Under a replication strategy, the Fund will replicate the component securities of the Underlying Index as closely as possible (i.e. invest in all of the component securities in their

respective weightings in the Underlying Index). However, under various circumstances, it may not be possible or practicable to replicate the Underlying Index. In these circumstances, the Fund may use a representative sampling strategy whereby the Fund will invest in what it believes to be a representative sample of the component securities of its corresponding Underlying Index, but may not track the Underlying Index with the same degree of accuracy as would an investment vehicle replicating the entire Underlying Index. Under the representative sampling technique, the investment manager will select securities that collectively have an investment profile similar to that of the Fund's corresponding Underlying Index, including securities that resemble those included in the Underlying Index in terms of risk factors, performance attributes and other characteristics, such as market capitalization and industry weightings. FTSE Russell conducts semi-annual reviews of each Underlying Index, which may result in the rebalancing and/or reconstitution of the Underlying Index. Companies may be added to or removed from an Underlying Index on a quarterly basis. Ongoing event-related changes, such as mergers, acquisitions, spin-offs, bankruptcies, reorganizations and other similar corporate events, are generally implemented in an Underlying Index as they occur. The Fund's portfolio is generally rebalanced following the rebalancing of the Fund's corresponding Underlying Index. When securities are added to or removed from the Fund's corresponding Underlying Index for any reason, the investment manager generally will, but is not required to, buy such securities for or sell such securities from the Fund's portfolio. The investment manager may, at times, cause the Fund to purchase or sell portfolio securities following publicly announced adjustments to the weighting or composition of the component securities of its Underlying Index but in advance of the implementation date of such adjustments. Each of the Franklin FTSE China ETF and Franklin FTSE Asia ex Japan ETF invests in eligible China A-Shares listed and traded on the Shanghai stock exchange through the Shanghai – Hong Kong Stock Connect program and in eligible China A-Shares listed and traded on the Shenzhen stock exchange through the Shenzhen – Hong Kong Stock Connect program (both programs collectively referred to as “Stock Connect”), and may also invest in China A-Shares acquired through any other means permitted by applicable law or regulation.

The Hedged Underlying Index incorporates a hedge against non-U.S. currency fluctuations by reflecting the impact of rolling monthly currency forward contracts on the currencies represented in the Hedged Underlying Index (the “hedge impact”). The return of the Hedged Underlying Index is calculated as the sum of the return of the corresponding unhedged index denominated in U.S. dollars plus the hedge impact. The Hedged Underlying Index is calculated as if it sells forward the total value of the non-U.S. dollar denominated securities included in the Hedged Underlying Index at a one-month forward rate to effectively create a hedge against fluctuations in the relative value of each of the component currencies in relation to the U.S. dollar. The hedge is reset on a monthly basis by simulating the setting up

of a similar transaction in which the notional amount of the forwards sold represents the new month-end value of the non-U.S. dollar denominated securities included in the Hedged Underlying Index. No adjustment to the hedge is made during the month to account for changes in the Hedged Underlying Index due to price movement of securities, corporate events, additions, deletions or any other changes (i.e., the amount hedged is kept constant over the whole month). The Hedged Underlying Index is designed to have higher returns than an equivalent unhedged index when the component currencies are weakening relative to the U.S. dollar. Conversely, the Hedged Underlying Index will have lower returns than an equivalent unhedged index when the component currencies are rising relative to the U.S. dollar.

The Hedged ETF intends to enter into monthly foreign currency forward contracts and/or currency futures contracts designed to offset the Hedged ETF's exposure to the component currencies, in order to seek to replicate the hedge impact incorporated in the calculation of the Hedged Underlying Index. The Hedged ETF's exposure to foreign currency forward contracts and currency futures contracts is based on the aggregate exposure of the Hedged ETF to the component currencies.

A foreign currency forward contract is an obligation to purchase or sell a specific foreign currency in exchange for another currency, which may be U.S. dollars, at an agreed exchange rate (price) at a future date. Foreign currency forwards are typically individually negotiated and privately traded by currency traders and their customers in the interbank market.

A futures contract is a standard binding agreement that trades on an exchange to buy or sell a specified quantity of an underlying instrument or asset at a specified price at a specified later date. A "sale" of a futures contract means the acquisition of a contractual obligation to deliver the underlying instrument called for by the contract at a specified price on a specified date. A "purchase" of a futures contract means the acquisition of a contractual obligation to acquire a specified quantity of the underlying instrument called for by the contract at a specified price on a specified date. The purchase or sale of a futures contract will allow the Fund to increase or decrease its exposure to the underlying instrument or asset. Although most futures contracts used by the Fund allow for a cash payment of the net gain or loss on the contract at maturity in lieu of delivery of the underlying instruments, some require the actual delivery or acquisition of the underlying instrument or asset. The Fund may buy and sell futures contracts that trade on U.S. and foreign exchanges.

The Franklin FTSE Australia ETF, Franklin FTSE Brazil ETF, Franklin FTSE Canada ETF, Franklin FTSE China ETF, Franklin FTSE France ETF, Franklin FTSE Germany ETF, Franklin FTSE Hong Kong ETF, Franklin FTSE India ETF, Franklin FTSE Italy ETF, Franklin FTSE Mexico ETF, Franklin FTSE Russia ETF, Franklin FTSE Saudi Arabia ETF, Franklin FTSE South Africa ETF, Franklin FTSE

South Korea ETF, Franklin FTSE Switzerland ETF, Franklin FTSE Taiwan ETF and Franklin FTSE United Kingdom ETF are non-diversified funds, which means they generally invest a greater proportion of their respective assets in the securities of one or more issuers and invest overall in a smaller number of issuers than a diversified fund.

The Franklin FTSE Latin America ETF and Franklin FTSE Asia ex Japan ETF intend to be diversified in approximately the same proportion as their corresponding Underlying Index is diversified. Each Fund may become “non-diversified,” as defined in the 1940 Act, solely as a result of a change in relative market capitalization or index weighting of one or more constituents of its Underlying Index. A “non-diversified” fund generally invests a greater proportion of its assets in the securities of one or more issuers and invests overall in a smaller number of issuers than a diversified fund. Shareholder approval will not be sought if the Funds become non-diversified due solely to a change in the relative market capitalization or index weighting of one or more constituents of their corresponding Underlying Index.

## Concentration

The Fund will concentrate its investments (i.e., hold 25% or more of its net assets) in a particular industry or group of industries to approximately the same extent that its corresponding Underlying Index is concentrated.

## Principal Risks

### Market

The market values of securities or other investments owned by the Fund will go up or down, sometimes rapidly or unpredictably. The Fund's investments may decline in value due to factors affecting individual issuers (such as the results of supply and demand), or sectors within the securities markets. The value of a security or other investment also may go up or down due to general market conditions that are not specifically related to a particular issuer, such as real or perceived adverse economic conditions, changes in interest rates or exchange rates, or adverse investor sentiment generally. In addition, unexpected events and their aftermaths, such as the spread of diseases; natural, environmental or man-made disasters; financial, political or social disruptions; terrorism and war; and other tragedies or catastrophes, can cause investor fear and panic, which can adversely affect the economies of many companies, sectors, nations, regions and the market in general, in ways that cannot necessarily be foreseen. During a general downturn in the securities markets, multiple asset classes may decline in value. When markets perform well, there can be no assurance that securities or other investments held by the Fund will participate in or otherwise benefit from the advance.

The current global outbreak of the novel strain of coronavirus, COVID-19, has resulted in market closures and dislocations, extreme volatility, liquidity constraints and increased trading costs. Efforts to contain the spread of COVID-19 have resulted in global travel restrictions and disruptions of healthcare systems, business operations and supply chains, layoffs, reduced consumer demand, defaults and credit ratings downgrades, and other significant economic impacts. The effects of the COVID-19 pandemic have impacted global economic activity across many industries and may heighten other pre-existing political, social and economic risks, locally or globally. The full impact of the COVID-19 pandemic, and other epidemics and pandemics that may arise in the future, on national and global economies, individual companies and the financial markets is unpredictable, may result in a high degree of uncertainty for potentially extended periods of time and may adversely affect the Fund's performance.

Stock prices tend to go up and down more dramatically than those of debt securities. A slower-growth or recessionary economic environment could have an adverse effect on the prices of the various stocks held by the Fund.

### **Foreign Securities (non-U.S.)**

Investing in foreign securities typically involves more risks than investing in U.S. securities. Certain of these risks also may apply to securities of U.S. companies with significant foreign operations.

**Currency exchange rates.** Foreign securities may be issued and traded in foreign currencies. As a result, their market values in U.S. dollars may be affected by changes in exchange rates between such foreign currencies and the U.S. dollar, as well as between currencies of countries other than the U.S. For example, if the value of the U.S. dollar goes up compared to a foreign currency, an investment traded in that foreign currency will go down in value because it will be worth fewer U.S. dollars. The Fund accrues additional expenses when engaging in currency exchange transactions, and valuation of the Fund's foreign securities may be subject to greater risk because both the currency (relative to the U.S. dollar) and the security must be considered.

**Political and economic developments.** The political, economic and social policies or structures of some foreign countries may be less stable and more volatile than those in the United States. Investments in these countries may be subject to greater risks of internal and external conflicts, expropriation, nationalization of assets, foreign exchange controls (such as suspension of the ability to transfer currency from a given country), restrictions on removal of assets, political or social instability, military action or unrest, diplomatic developments, currency devaluations, foreign ownership limitations, and substantial, punitive or confiscatory tax increases. It is possible that a government may take over the assets or operations of a company or impose restrictions on the exchange or

export of currency or other assets. Some countries also may have different legal systems that may make it difficult or expensive for the Fund to vote proxies, exercise shareholder rights, and pursue legal remedies with respect to its foreign investments. Diplomatic and political developments could affect the economies, industries, and securities and currency markets of the countries in which the Fund is invested. These developments include rapid and adverse political changes; social instability; regional conflicts; sanctions imposed by the United States, other nations or other governmental entities, including supranational entities; terrorism; and war. In addition, such developments could contribute to the devaluation of a country's currency, a downgrade in the credit ratings of issuers in such country, or a decline in the value and liquidity of securities of issuers in that country. An imposition of sanctions upon, or other government actions impacting, certain issuers in a country could result in an (i) immediate freeze of that issuer's securities, impairing the ability of the Fund to buy, sell, receive or deliver those securities or (ii) other limitations on the Fund's ability to invest or hold such securities. These factors would affect the value of the Fund's investments and are extremely difficult, if not impossible, to predict and take into account with respect to the Fund's investments.

**Trading practices.** Brokerage commissions, withholding taxes, custodial fees, and other fees generally are higher in foreign markets. The policies and procedures followed by foreign stock exchanges, currency markets, trading systems and brokers may differ from those applicable in the United States, with possibly negative consequences to the Fund. The procedures and rules governing foreign trading, settlement and custody (holding of the Fund's assets) also may result in losses or delays in payment, delivery or recovery of money or other property. Foreign government supervision and regulation of foreign securities and currency markets and trading systems may be less than or different from government supervision in the United States, and may increase the Fund's regulatory and compliance burden and/or decrease the Fund's investor rights and protections.

**Trade disputes.** The economies of foreign countries dependent on large export sectors may be adversely affected by trade disputes with key trading partners and escalating tariffs imposed on goods and services produced by such countries. A national economic slowdown in the export sector may also affect companies that are not heavily dependent on exports. To the extent a country engages in retaliatory tariffs, a company that relies on imported parts to produce its own goods may experience increased costs of production or reduced profitability, which may affect consumers, investors and the domestic economy. Trade disputes and retaliatory actions may include embargoes and other trade limitations, which may trigger a significant reduction in international trade and impact the global economy. Trade disputes may also lead to increased currency exchange rate volatility, which can adversely affect the prices of Fund securities valued in US dollars. The

potential threat of trade disputes may also negatively affect investor confidence in the markets generally and investment growth.

**Availability of information.** Foreign issuers may not be subject to the same disclosure, accounting, auditing and financial reporting standards and practices as U.S. issuers. Thus, there may be less information publicly available about foreign issuers than about most U.S. issuers. In addition, information provided by foreign issuers may be less timely or less reliable than information provided by U.S. issuers.

**Limited markets.** Certain foreign securities may be less liquid (harder to sell) and their prices may be more volatile than many U.S. securities. Illiquidity tends to be greater, and valuation of the Fund's foreign securities may be more difficult, due to the infrequent trading and/or delayed reporting of quotes and sales. If the Fund's underlying portfolio holdings are illiquid, the Fund's shares may become less liquid in response to deteriorating liquidity in the market for the underlying portfolio holdings, and the Fund's market price could deviate from the Fund's NAV.

### Emerging Market Countries

The Fund's investments in emerging market issuers are subject to all of the risks of foreign investing generally, and have additional heightened risks due to a lack of established legal, political, business and social frameworks to support securities markets. Some of the additional significant risks include:

- less social, political and economic stability;
- a higher possibility of the devaluation of a country's currency, a downgrade in the credit ratings of issuers in such country, or a decline in the value and liquidity of securities of issuers in that country if the United States, other nations or other governmental entities (including supranational entities) impose sanctions on issuers that limit or restrict foreign investment, the movement of assets or other economic activity in the country due to political, military or regional conflicts or due to terrorism or war;
- smaller securities markets with low or non-existent trading volume and greater illiquidity and price volatility;
- more restrictive national policies on foreign investment, including restrictions on investment in issuers or industries deemed sensitive to national interests;
- less transparent and established taxation policies;
- less developed regulatory or legal structures governing private and foreign investment or allowing for judicial redress for injury to private property, such as bankruptcy;
- less familiarity with a capital market structure or market-oriented economy and more widespread corruption and fraud;

- less financial sophistication, creditworthiness and/or resources possessed by, and less government regulation of, the financial institutions and issuers with which the Fund transacts;
- less government supervision and regulation of business and industry practices, stock exchanges, brokers and listed companies than in the U.S.;
- greater concentration in a few industries resulting in greater vulnerability to regional and global trade conditions;
- higher rates of inflation and more rapid and extreme fluctuations in inflation rates;
- greater sensitivity to interest rate changes (for example, a higher interest rate environment can make it more difficult for emerging market governments to service their existing debt);
- increased volatility in currency exchange rates and potential for currency devaluations and/or currency controls;
- greater debt burdens relative to the size of the economy;
- more delays in settling portfolio transactions and heightened risk of loss from share registration and custody practices; and
- less assurance that when favorable economic developments occur, they will not be slowed or reversed by unanticipated economic, political or social events in such countries.

Because of the above factors, the Fund's investments in emerging market issuers may be subject to greater price volatility and illiquidity than investments in developed markets.

## Regional

The Fund will invest in specific countries or geographic regions to approximately the same extent as the Underlying Index. To the extent that the Fund invests a significant portion of its assets in a specific geographic region or a particular country, the Fund will generally have more exposure to the specific regional or country economic risks. In the event of economic or political turmoil or a deterioration of diplomatic relations in a region or country where a substantial portion of the Fund's assets are invested, the Fund may experience substantial illiquidity or reduction in the value of the Fund's investments. Adverse conditions in a certain region or country can also adversely affect securities of issuers in other countries whose economies appear to be unrelated.

**Australian Securities.** Investments in securities of Australian issuers involve risks that are specific to Australia, including certain legal, regulatory, political and economic risks. The economy of Australia is heavily dependent on the price and the demand for commodities and natural resources as well as its exports from the



energy, agricultural and mining sectors. As a result, the Australian economy is susceptible to fluctuations in the commodity markets. Conditions that weaken demand for Australian products worldwide could have a negative impact on the Australian economy as a whole. Australia is also increasingly dependent on the economies of its key trading partners, including China, the United States, and Japan. Intensifying weather-related natural disasters in Australia including drought and bushfires have imposed substantial economic costs. A continuation of these trends may impose financial stress which in turn could cause the value of the Fund's investments to decline.

**Brazilian Securities.** Investments in securities of Brazilian issuers involve risks that are specific to Brazil, including certain legal, regulatory, political, economic and social risks. The Brazilian economy has experienced in the past, and may continue to experience, periods of high inflation rates. While the Brazilian economy has experienced growth in recent years, there is no guarantee that this growth will continue. These and other factors could have a negative impact on the Fund's performance and increase the volatility of an investment in the Fund.

The Fund's performance will be affected by changes in value of the Brazilian real versus the U.S. dollar. For example, if the value of the U.S. dollar goes up compared to the Brazilian real, an investment traded in the real will go down in value because it will be worth fewer U.S. dollars. Appreciation of the Brazilian real relative to the U.S. dollar or other currencies may also adversely affect the Brazilian economy to the extent it reduces exports. The Fund may also incur costs in connection with conversions between U.S. dollars and the Brazilian real.

Brazil depends heavily on international trade, and its economy is highly sensitive to fluctuations in international commodity prices and commodity markets. Brazil's agricultural and mining sectors account for a large portion of its exports. Any changes in these sectors or fluctuations in the commodity markets could have an adverse impact on the Brazilian economy, and therefore adversely impact the performance of the Fund.

The Brazilian government exercises significant influence over the Brazilian economy, historically characterized by frequent and significant government intervention. The Brazilian government has in the past frequently changed monetary, taxation, credit, tariff and other policies to influence the core of Brazil's economy. Brazil has experienced high levels of outstanding government debt and it continues to experience significant government deficits and foreign debt. In the event of significant imbalances in Brazil's balance of payments, the Brazilian government may impose restrictions on foreign investment, such as limitations on payment of investment proceeds to foreign investors or on the conversion of the real into other currencies. These factors may have a significant effect on the value of securities issued by Brazilian companies, which in turn may adversely impact the performance of the Fund.

**Canadian Securities.** Investments in securities of Canadian issuers involve risks that are specific to Canada, including certain legal, regulatory, political and economic risks. The United States is Canada's largest trading and investment partner, and the Canadian economy is significantly affected by developments in the U.S. economy and by changes in U.S. trade policy. Effective as of July 1, 2020, the United States-Mexico-Canada Agreement (USMCA) replaced the North American Free Trade Agreement (NAFTA). Tensions related to the implementation of the USMCA as well as political developments including disputes over tariffs and protectionist policies could restrict trade between the parties, which may negatively affect Canadian issuers and weigh on economic growth prospects. Any downturn in U.S. or Mexican economic activity is likely to have an adverse impact on the Canadian economy. The Canadian economy is also dependent upon external trade with other key trading partners, including China. In addition, Canada is a large supplier of natural resources (e.g., oil, natural gas and agricultural products). As a result, the Canadian economy is sensitive to fluctuations in certain commodity prices.

**Chinese Securities.** Investments in securities of Chinese issuers involve risks that are specific to China, including certain legal, regulatory, political and economic risks, as well as risks associated with currency fluctuations, less liquidity, expropriation, confiscatory taxation, nationalization and exchange control regulations (including currency blockage). Inflation and rapid fluctuations in inflation and interest rates have had, and may continue to have, negative effects on the economy and securities markets of China. China is deemed by the investment manager to be an emerging markets country, which means an investment in this country has more heightened risks than general foreign investing due to a lack of established legal, political, business and social frameworks and accounting standards or auditor oversight in the country to support securities markets as well as the possibility for more widespread corruption and fraud. In addition, the standards for environmental, social and corporate governance matters in China tend to be lower than such standards in more developed economies. There may be significant obstacles to obtaining information necessary for investigations into or litigation against companies located in or operating in China and shareholders may have limited legal remedies. The Fund is not actively managed and does not select investments based on investor protection considerations.

With respect to the Fund's investments in eligible China A-Shares through Stock Connect, the Fund will be subject to Chinese securities regulations and the listing rules of the respective stock exchange. Such securities generally may not be sold, purchased or otherwise transferred other than through Stock Connect. Although Stock Connect is not subject to individual investment quotas, daily and aggregate investment quotas apply to all Stock Connect participants, which may restrict or preclude the Fund's ability to invest in eligible China A-Shares. For example, an

investor cannot purchase and sell the same security on the same trading day. Trading in the Stock Connect program is subject to trading, clearance and settlement procedures that are untested in China, and the withholding tax treatment of dividends and capital gains payable to overseas investors is currently unsettled. The application and interpretation of the laws and regulations published or applied by relevant regulators and exchanges with respect to the Stock Connect program are uncertain, and they may have a detrimental effect on the Fund's investments and returns. The foregoing may result in increased index tracking error.

**French Securities.** Investments in securities of French issuers involve risks that are specific to France, including certain legal, regulatory, political, economic, currency and security risks. Recently, concerns have emerged in relation to the economic health of the EU. These concerns have led to downward pressure on the economies of certain EU member states, including France. Interest rates on France's debt may rise to levels that make it difficult for it to service high debt levels without significant financial help from, among others, the European Central Bank and could potentially result in default. In addition, the French economy is dependent to a significant extent on the economies of certain key trading partners, including Germany and other Western European countries. Reduction in spending on French products and services, or changes in any of the economies may cause an adverse impact on the French economy. In addition, France has been subject to acts of terrorism which has been detrimental to tourism. The French economy is dependent on exports from the agricultural sector. Leading agricultural exports include dairy products, meat, wine, fruit and vegetables, and fish. As a result, the French economy is susceptible to fluctuations in demand for agricultural products.

**German Securities.** Investments in securities of German issuers involve risks that are specific to Germany, including certain legal, regulatory, political, economic, currency and security risks. Recently, new concerns have emerged in relation to the economic health of the EU. These concerns have led to downward pressure on the earnings of certain financial institutions, including German financial services companies. The German economy is dependent to a significant extent on the economies of certain key trading partners, including the United States and France, Italy and other European countries. Reduction in spending on German products and services, uncertainties in international trade policies, or deteriorating conditions in any of the economies of Germany's trading partners may have an adverse impact on the German economy. In addition, heavy regulation of labor and product markets in Germany may have an adverse impact on German issuers. Such regulations may negatively impact economic growth or cause prolonged periods of recession.

**Hong Kong Securities.** Investments in securities of Hong Kong issuers involve risks that are specific to Hong Kong, including certain legal, regulatory, political, economic, currency and security risks. China is Hong Kong's largest trading

partner, both in terms of exports and imports. Any changes in the Chinese economy, trade regulations or currency exchange rates may have an adverse impact on Hong Kong's economy.

- **Political and Social Risk.** Hong Kong reverted to Chinese sovereignty on July 1, 1997 as a Special Administrative Region of the People's Republic of China under the principle of "one country, two systems." Although China is obligated, under the SinoBritish Joint Declaration it signed in 1984, to maintain the current capitalist economic and social system of Hong Kong through June 30, 2047, the continuation of economic and social freedoms enjoyed in Hong Kong is dependent on the government of China. Recent protests and unrest have increased tensions between Hong Kong and China. Any attempt by China to tighten its control over Hong Kong's political, economic or social policies may result in an adverse effect on Hong Kong's economy.
- **Economic Risk.** The economy of Hong Kong is closely tied to the economy of China. The Chinese economy has grown rapidly in recent years and there is no assurance that this growth rate will be maintained. China may experience substantial rates of inflation or economic recessions, causing a negative effect on the economy and securities market. Delays in enterprise restructuring, slow development of well-functioning financial markets and widespread corruption have also hindered performance of the Chinese economy, and China continues to receive substantial pressure from trading partners to liberalize official currency exchange rates. Additionally, any fluctuation or shortage in the commodity markets could have a negative impact on the Hong Kong economy, which has few natural resources.

**Indian Securities.** Investments in securities of Indian issuers involve risks that are specific to India, including certain legal, regulatory, political and economic risks. Religious and border disputes persist in India, and India has from time to time experienced civil unrest and hostilities with countries such as Pakistan. The longstanding dispute with Pakistan over the bordering Indian states of Jammu and Kashmir, a majority of whose population is Muslim, remains unresolved. Political, social or economic disruptions in the Indian region, including conflicts and currency devaluations, or natural or man-made disasters even in countries in which the Fund is not invested, may adversely affect security values in countries in the region and thus the value of the Fund's holdings.

**Italian Securities.** Investments in securities of Italian issuers involve risks that are specific to Italy, including certain legal, regulatory, political, economic and currency risks. Italy's economy is dependent upon external trade with other economies, specifically Germany, France, other Western European developed countries and the United States. As a result, Italy is dependent on the economies of these other countries and any change in the price or demand for Italy's exports may have an adverse impact on its economy. Recently, the Italian economy, along with certain

other European economies, has experienced significant volatility and adverse trends due to concerns about economic downturn and rising government debt levels. Interest rates on Italy's debt may rise to levels that may make it difficult for it to service high debt levels without significant financial help from the EU and could potentially lead to default. These events have adversely impacted the Italian economy, causing credit agencies to lower Italy's sovereign debt rating and could decrease outside investment in Italian companies.

**Japanese Securities.** Investments in securities of Japanese issuers involve risks that are specific to Japan, including certain legal, regulatory, political, economic, nuclear and labor risks.

- **Economic Risk.** The growth of Japan's economy has lagged that of its Asian neighbors and other major developed economies in recent years and this trend may continue. The Japanese economy is heavily dependent on international trade and has been adversely affected in the past by trade tariffs, other protectionist measures, competition from emerging economies and the economic conditions of its trading partners. Japan is also heavily dependent on oil and other commodity imports, and higher commodity prices could therefore have a negative impact on the Japanese economy.
- **Political Risk.** Historically, Japan has had unpredictable national politics and may experience frequent political turnover. Future political developments may lead to changes in policy that might adversely affect the Fund's investments. In addition, China has become an important trading partner with Japan. Japan's political relationship with China, however, is strained and delicate. Should political tension increase, it could adversely affect the Japanese economy and destabilize the region as a whole.
- **Large Government and Corporate Debt Risk.** The Japanese economy faces several concerns, including a financial system with large levels of nonperforming loans, over-leveraged corporate balance sheets, extensive cross-ownership by major corporations, a changing corporate governance structure, and large government deficits. These issues may cause a slowdown of the Japanese economy.
- **Security Risk.** Japan's relations with its neighbors, including China, North Korea, South Korea and Russia, have at times been strained due to territorial disputes, historical animosities and defense concerns. Most recently, the Japanese government has raised concerns over the increased nuclear and military activity by North Korea and China. Strained relations may cause uncertainty in the Japanese markets and adversely affect the overall Japanese economy, particularly in times of crisis.
- **Currency Risk.** The Japanese yen has fluctuated widely at times and any increase in its value may cause a decline in exports that could weaken the

Japanese economy. The Japanese government has, in the past, intervened in the currency markets to attempt to maintain or reduce the value of the yen. Japanese intervention in the currency markets could cause the value of the yen to fluctuate sharply and unpredictably and could cause losses to investors.

- **Natural Disaster Risk.** Japan may be particularly vulnerable to natural disasters due to its climate, location and topography. In 2011, a massive earthquake and tsunami struck northeastern Japan causing severe damage to the country's domestic energy supply, including damage to nuclear power plants. In the aftermath of the disaster, Japan's financial markets fluctuated dramatically and reconstruction costs have been substantial. Similar events in the future could have a negative impact on Japan's economy and foreign investment in Japan, which may adversely affect the Fund's performance.
- **Labor Risk.** Japan has an aging workforce and has experienced a significant population decline in recent years. These demographic trends and other structural labor market forces, including adjustments to meet the need for increased labor mobility, may adversely affect Japan's economic competitiveness.

**Latin American Securities.** Investments in securities of Latin American issuers involve risks that are specific to Latin America, including certain legal, regulatory, political and economic risks. Latin American economies are generally considered emerging markets and have experienced high interest rates, economic volatility, inflation, currency devaluations, government debt defaults and high unemployment rates. Currency devaluations in any one Latin American country can have a significant effect on the entire Latin American region. Certain Latin American countries have experienced periods of political and economic instability and social unrest in the past. Increasing wealth disparities within certain Latin American countries may exacerbate social unrest. Certain Latin American countries have experienced significant unemployment in certain regions, as well as widespread underemployment. Because commodities such as oil and gas, minerals and metals represent a significant percentage of the region's exports, the economies of Latin American countries are particularly sensitive to fluctuations in commodity prices. International economic conditions, particularly those in the United States, Europe and Asia, as well as world prices for oil and other commodities may also influence the development of Latin American economies. A relatively small number of Latin American companies represents a large portion of Latin America's total market and thus may be more sensitive to adverse political or economic circumstances and market movements. In addition, in the past, certain Latin American economies have been influenced by changing supply and demand for a particular currency, monetary policies of governments (including exchange control programs, restrictions on local exchanges or markets and limitations on foreign investment in

a country or on investment by residents of a country in other countries), and currency devaluations and revaluations.

**Mexican Securities.** Investments in securities of Mexican issuers involve risks that are specific to Mexico, including certain legal, regulatory, political, currency and economic risks. The Mexican economy is dependent upon external trade with other economies, specifically with the United States and certain Latin American countries. As a result, Mexico is dependent on, among other things, the U.S. economy and any change in the price or demand for Mexican exports may have an adverse impact on the Mexican economy. Recently, Mexico has experienced an outbreak of violence related to drug trafficking. Incidents involving Mexico's security may have an adverse effect on the Mexican economy and cause uncertainty in its financial markets. In the past, Mexico has experienced high interest rates, economic volatility and high unemployment rates.

- **Political and Social Risk.** Mexico has experienced destabilizing events including social upheavals, drug related violence, and public health crises related to the outbreak of infectious disease. Recurrence of these or similar conditions may adversely impact the Mexican economy. Recently, Mexican elections have been contentious and have been very closely decided. Changes in political parties or other significant political events may affect the economy and cause instability.
- **Currency Instability Risk.** Historically, Mexico has experienced substantial economic instability resulting from, among other things, periods of very high inflation and significant devaluations of the Mexican currency, the peso.
- **Relations with the United States.** Political developments in the U.S. have potential implications for trade arrangements between the U.S. and Mexico, which could negatively affect the value of securities held by the Fund. Effective as of July 1, 2020, the United States-Mexico-Canada Agreement (USMCA) replaced the North American Free Trade Agreement (NAFTA). Tensions related to the implementation of the USMCA could restrict trade between the parties, which may negatively affect the Mexican economy and weigh on economic growth prospects.

**Russian Securities.** Investments in securities of Russian issuers involve significant risks that are specific to Russia, including certain legal, regulatory, political, currency and economic risks. Other risks include:

- The risk of delays in settling portfolio transactions and the risk of loss arising out of the system of share registration and custody used in Russia;
- Risks in connection with the maintenance of the Fund's portfolio securities and cash with foreign sub-custodians and securities depositories, including the risk that appropriate sub-custody arrangements will not be available to the Fund;

- The risk that the Fund's ownership rights in portfolio securities could be lost through fraud or negligence because ownership in shares of Russian companies is recorded by the companies themselves and by registrars, rather than by a central registration system; and
- The risk that the Fund may not be able to pursue claims on behalf of its shareholders because of the system of share registration and custody, and because Russian banking institutions and registrars are not guaranteed by the Russian government.

The United States and the Economic and Monetary Union of the EU, along with the regulatory bodies of a number of countries including Japan, Australia, Norway, Switzerland and Canada (collectively, "Sanctioning Bodies"), have imposed economic sanctions, which consist of prohibiting certain securities trades, prohibiting certain private transactions in the energy sector, asset freezes and prohibition of all business, against certain Russian individuals and Russian corporate entities. The Sanctioning Bodies could also institute broader sanctions on Russia. These sanctions, or even the threat of further sanctions, may result in the decline of the value and liquidity of Russian securities, a weakening of the ruble or other adverse consequences to the Russian economy. These sanctions could also result in the immediate freeze of Russian securities and/or funds invested in prohibited assets, impairing the ability of the Fund to buy, sell, receive or deliver those securities.

The sanctions against certain Russian issuers include prohibitions on transacting in or dealing in issuances of debt or equity of such issuers. Compliance with each of these sanctions regimes may impair the ability of the Fund to buy, sell, hold, receive or deliver the affected securities or other securities of such issuers. If it becomes impracticable or unlawful for the Fund to hold securities subject to, or otherwise affected by, sanctions (collectively, "affected securities"), or if deemed appropriate by the Adviser, the Fund may prohibit in-kind deposits of the affected securities in connection with creation transactions and instead require a cash deposit, which may also increase the Fund's transaction costs. The Fund may also be legally required to freeze assets in a blocked account.

Also, if an affected security is included in the Fund's Underlying Index, the Fund may, where practicable, seek to eliminate its holdings of the affected security by employing or augmenting its representative sampling strategy to seek to track the investment results of its Underlying Index. The use of (or increased use of) a representative sampling strategy may increase the Fund's tracking error risk. If the affected securities constitute a significant percentage of the Underlying Index, the Fund may not be able to effectively implement a representative sampling strategy, which may result in significant tracking error between the Fund's performance and the performance of its Underlying Index.



Current or future sanctions may result in Russia taking counter measures or retaliatory actions, which may further impair the value and liquidity of Russian securities. These retaliatory measures may include the immediate freeze of Russian assets held by the Fund. In the event of such a freeze of any Fund assets, including depositary receipts, the Fund may need to liquidate non-restricted assets in order to satisfy any Fund redemption orders. The liquidation of Fund assets during this time may also result in the Fund receiving substantially lower prices for its securities.

These sanctions may also lead to changes in the Fund's Underlying Index. FTSE Russell may remove securities from the Underlying Index or implement caps on the securities of certain issuers that have been subject to recent economic sanctions. In such an event, it is expected that the Fund will rebalance its portfolio to bring it in line with the Underlying Index as a result of any such changes, which may result in transaction costs and increased tracking error. These sanctions, the volatility that may result in the trading markets for Russian securities and the possibility that Russia may impose investment or currency controls on investors may cause the Fund to invest in, or increase the Fund's investments in, depositary receipts that represent the securities of the Underlying Index. These investments may result in increased transaction costs and increased tracking error.

**Saudi Arabian Securities** Investments in securities of Saudi Arabian issuers involve risks that are specific to Saudi Arabia, including certain legal, regulatory, political and economic risks. The ability of foreign investors (such as the Fund) to invest directly in Saudi Arabian issuers is relatively new and is contingent on the ability of the investment manager as a Foreign Portfolio Manager, and the Fund as a QFI, to maintain their respective authorizations under the current framework for foreign investments. Current foreign investment permissions could be restricted or revoked by the Saudi Arabian government at any time, and other unforeseen risks of investing in the Saudi Arabian market could arise in the future. There may be a limited number of brokers who can provide services to the Fund, which may have an adverse impact on the prices, quantity or timing of the Fund's portfolio transactions. In addition, investments in Saudi Arabian equities may entail higher brokerage costs and/or result in higher tracking error in the case of a portfolio rebalance. The economy of Saudi Arabia is dominated by petroleum exports. Consequently, a sustained decrease in petroleum prices could have a negative impact on all aspects of the economy. It is possible that instability in the larger Middle East region could adversely impact the economy of Saudi Arabia, and there is no assurance of continued political stability in Saudi Arabia.

- **Broker Risk.** There may be a limited number of brokers who can provide services to the Fund, which may have an adverse impact on the prices, quantity or timing of Fund transactions and may impact the Fund's ability to achieve best execution on securities transactions. In addition, the limited

number of brokers available to the Fund may make the Fund more susceptible to credit loss or trading disruptions in the event of a default or business disruption by one or more of the available brokers. Should the Fund's ability to use one or more brokers be affected for any reason, this could disrupt the operations of the Fund and affect the ability of the Fund to track the Underlying Index and/or cause the Fund's shares to trade at a premium or discount to NAV. The Fund may also incur losses due to the acts or omissions of its brokers in the execution or settlement of any transaction or in the transfer of any funds or securities.

- **QFI Status Risk.** The Fund's ability to achieve its investment objective depends on the ability of the investment manager as a Foreign Portfolio Manager, and the Fund as a QFI, to maintain their respective authorizations in Saudi Arabia permitting the Fund to invest in the constituent securities of the Underlying Index. A failure to maintain such authorizations from the Saudi Arabian government could limit the Fund's ability to gain exposure to the securities of the Underlying Index and could increase the cost to the Fund of gaining such exposure. In addition, the Fund will be subject to foreign investment limitations and other regulations imposed by the government on QFIs, as well as local market participants. Such limitations or other market factors could impact the Fund's ability to invest in securities of the Underlying Index or otherwise meet investor demand for Fund shares, in which case the investment manager may invest a portion of the Fund's assets in securities not included in the Underlying Index or in derivatives, which may increase the Fund's tracking error. If the Fund is unable to invest in a manner consistent with its investment goal, the investment manager may reject new creation orders for Fund shares. Rejecting new creation orders could cause the Fund's shares to trade in the secondary market at a higher than usual premium or discount to NAV. QFI regulations and local market infrastructure in Saudi Arabia are relatively new and have not been tested through multiple business cycles or significant market disruptions, and the government may discontinue the QFI regime and other avenues for foreign investment in Saudi Arabian equities at any time, or impose additional barriers or restrictions on foreign investment. Any change in the QFI system generally, including the possibility of the investment manager or the Fund losing their respective Foreign Portfolio Manager and QFI status, may affect the Fund's ability to invest in securities of the Underlying Index.

**South African Securities** Investments in securities of South African issuers involve risks that are specific to South Africa, including certain legal, regulatory, political and economic risks. South Africa's economy is heavily dependent on its agriculture and mining sectors, and, thus, susceptible to fluctuations in the commodity markets. Additionally, the South African economy is characterized by uneven distribution of wealth and income and high rates of unemployment. In

recent years, an unstable electricity supply in South Africa has stifled economic growth, which may adversely affect the value of the Fund's investments. In addition, the securities markets in Africa are underdeveloped and are often considered to be less correlated to global economic cycles than markets located in more developed economies, countries or geographic regions. For example, securities markets in African countries are subject to greater risks associated with market volatility, lower market capitalization, lower trading volume, illiquidity, inflation, greater price fluctuations, uncertainty regarding the existence of trading markets, governmental control and heavy regulation of labor and industry. Moreover, trading on African securities markets may be suspended altogether. Historically, inadequate currency reserves have left South Africa's currency vulnerable to devaluation. Although economic reforms have been enacted to promote growth and foreign investments, there can be no assurance that these programs will achieve the desired results. South Africa is located in a part of the world that has historically been prone to natural disasters, such as droughts, and is economically sensitive to environmental events. Any such event may adversely impact South Africa's economy or business operations of companies in South Africa, causing an adverse impact on the value of the Fund.

**South Korean Securities.** Investments in securities of South Korean issuers involve risks that are specific to South Korea, including certain legal, regulatory, political, economic, currency and security risks. Substantial political tensions exist between North Korea and South Korea and recently these political tensions have escalated. The outbreak of hostilities between the two nations, or even the threat of an outbreak of hostilities, will likely adversely impact the South Korean economy. South Korea's main industries include electronics, automobile production, chemicals, shipbuilding, steel, textiles, clothing, footwear, and food processing, and the South Korean economy is heavily reliant on trading exports. Conditions that weaken demand for such products, and disruptions or decreases in trade activity could lead to declines in economic growth.

**Swiss Securities.** Investments in securities of Swiss issuers involve risks that are specific to Switzerland, including certain legal, regulatory, political, economic, currency and security risks. Among other things, Switzerland's economy is heavily dependent on trading relationships with certain key trading partners, including the United States, United Kingdom, France and Germany. Future changes in the price or the demand for Swiss products or services by the United States, United Kingdom, France and Germany or changes in these countries' economies, trade regulations or currency exchange rates could adversely impact the Swiss economy and the issuers to which the Fund has exposure. Switzerland's economy relies heavily on the banking sector. Due to the lack of natural resources, Switzerland is dependent upon imports for raw materials. As a result, any drastic price fluctuations

in the price of certain raw materials will likely have a significant impact on the Swiss economy.

**Taiwanese Securities.** Investments in securities of Taiwanese issuers involve risks that are specific to Taiwan, including certain legal, regulatory, political, currency, economic and currency risks. Specifically, Taiwan's geographic proximity and history of political contention with China have resulted in ongoing tensions between the two countries. These tensions may materially affect the Taiwanese economy and its securities market. Taiwan's economy is export-oriented, so it depends on an open world trade regime and remains vulnerable to fluctuations in the world economy.

**United Kingdom Securities.** Investments in securities of United Kingdom issuers involve risks that are specific to United Kingdom, including certain legal, regulatory, political, economic, currency and security risks. The United Kingdom's economy relies heavily on the export of financial services to the United States and other European countries. A prolonged slowdown in the financial services sector may have a negative impact on the United Kingdom's economy. In the past, the United Kingdom has been a target of terrorism. Acts of terrorism in the United Kingdom or against United Kingdom interests may cause uncertainty in the United Kingdom's financial markets and adversely affect the performance of the issuers to which the Fund has exposure. The risk of investments in Europe may be heightened due to the January 31, 2020 departure of the United Kingdom from the European Union (EU) and resulting uncertainty about the economic effects of the departure, which may cause increased market volatility.

**Asian Securities.** Investments in securities of Asian issuers involve risks that are specific to Asia, including certain legal, regulatory, political and economic risks. Many Asian economies have experienced rapid growth and industrialization in recent years, but there is no assurance that this growth rate will be maintained. Other Asian economies, however, have experienced high inflation, high unemployment, currency devaluations and restrictions, and over-extension of credit. Global recessionary conditions have significantly affected export-driven economies in Asia in the past and similar conditions could recur in the future, which could negatively impact economic prospects across the region. Geopolitical hostility, political instability, as well as economic or environmental events in any one Asian country may have a significant economic effect on the entire Asian region, as well as on major trading partners outside Asia. In particular, China is a key trading partner of many Asian countries and any changes in trading relationships between China and other Asian countries may affect the region as a whole. Any adverse event in the Asian markets may have a significant adverse effect on some or all of the economies of the countries in which the Fund invests. Many Asian countries are subject to political risk, including corruption and regional conflict with neighboring countries. Certain Asian countries have also developed

increasingly strained relationships with the United States, and if these relations were to worsen, they could adversely affect Asian issuers that rely on the United States for trade. In addition, many Asian countries are subject to social and labor risks associated with demands for improved political, economic and social conditions. These risks, among others, may adversely affect the value of the Fund's investments.

**European Securities.** Investments in securities of European issuers involve risks that are specific to Europe, including certain legal, regulatory, political and economic risks. Current political uncertainty surrounding the European Union (EU) and its membership may increase market volatility. The financial instability of some countries in the EU, together with the risk of such instability impacting other more stable countries may increase the economic risk of investing in companies in Europe. One or more EU member states might exit the EU, placing the European currency and banking system in jeopardy. Efforts of the EU to further unify the economic and monetary policies of its members may increase the potential interdependence of the economies of the EU members and thereby increase the risk that adverse developments in one country will adversely affect the securities of issuers located in other countries.

### Preferred Securities

Preferred securities are subject to general market and issuer-specific risks applicable to equity securities, as well as certain risks associated with fixed-income securities, including sensitivity to changes in interest rates. A company's preferred stock, which may pay fixed or variable rates of return, generally pays dividends only after the company makes required payments to creditors. As a result, the value of a company's preferred stock is heavily dependent on the profitability and cash flows of the issuer and may exhibit more volatility than debt securities in response to actual or perceived changes in the company's financial condition. Preferred securities may be less liquid than many other types of securities, such as common stock, and generally provide limited or no voting rights. In addition, preferred stock is subject to the risks that a company may defer or not pay dividends, which could negatively affect the value of the Fund's investments.

### Currency Hedging

In seeking investment results that closely correspond, before fees and expenses, to the performance of the Hedged Underlying Index, the Fund will attempt to hedge the currency exposure of non-U.S. dollar denominated securities held in its portfolio by investing in foreign currency forward contracts and/or currency futures contracts. While this approach is designed to minimize the impact of currency fluctuations on Fund returns, it does not necessarily eliminate the Fund's exposure to the component currencies. The return of the foreign currency forward contracts and currency futures contracts will not perfectly offset the actual fluctuations between the component currencies and the U.S. dollar. While currency hedging can reduce

or eliminate losses due to exchange rate changes, it can also reduce or eliminate gains, and the Fund bears additional transaction costs in entering into and closing out of derivative positions. Currency hedges are sometimes subject to imperfect matching between the derivative instruments and the currencies that the derivative instruments intend to hedge, and there can be no assurance that the Fund's hedging transactions will be effective.

Foreign currency forward contracts and currency futures contracts do not eliminate movements in the value of non-U.S. currencies and securities. Exchange rates may be volatile and may change quickly and unpredictably in response to both global economic developments and economic conditions in a geographic region in which the Fund invests. In addition, the Fund's exposure to the component currencies may not be fully hedged at all times.

Because the Fund's currency hedge is generally reset on a monthly basis, currency risk can develop or increase intra-month. Furthermore, while the Fund is designed to hedge against currency fluctuations, it is possible that a degree of currency exposure may remain even at the time a hedging transaction is implemented. Also, governments from time to time intervene in the currency markets, directly and by regulation, in order to influence prices. From time to time, governments may adopt policies designed to directly influence foreign exchange rates with respect to their currency. As a result, the Fund may not be able to structure its hedging transactions as anticipated or its hedging transactions may not successfully reduce the currency risk included in the Fund's portfolio in a way that tracks the Hedged Underlying Index.

There is no assurance that the Fund's hedging strategy will be effective in hedging fluctuations in the value of the non-U.S. currencies of the Fund's portfolio securities against the U.S. dollar. The effectiveness of the Fund's currency hedging strategy will in general be affected by the volatility of both the Hedged Underlying Index and the volatility of the U.S. dollar relative to the currencies being hedged, measured on an aggregate basis. Increased volatility will generally reduce the effectiveness of the Fund's currency hedging strategy. In addition, volatility in one or more currencies may offset stability in another currency and reduce the overall effectiveness of the Fund's currency hedging strategy. The effectiveness of the Fund's currency hedging strategy may also in general be affected by interest rates, which may differ among the affected countries. Significant differences between U.S. dollar interest rates and some or all of the applicable foreign currency interest rates may impact the effectiveness of the Fund's currency hedging strategy. In addition, the currency hedging carried out by the Fund may result in lower returns than those generated through direct investments in the securities comprising the Hedged Underlying Index when the local currency appreciates against the U.S. dollar. In addition, the Fund's currency hedging activities may involve frequent

trading of currency instruments, which may increase transaction costs and cause the Fund's return to deviate from the Hedged Underlying Index.

Investors seeking to trade in foreign currencies may have limited access to certain currency markets due to a variety of factors, including government regulations, adverse tax treatment, exchange controls, currency convertibility issues and lack of market liquidity. These limitations and restrictions may impact the availability, liquidity and pricing of the financial instruments that are necessary for the Fund to hedge exposure to the currency markets. If the Fund's ability to enter into contracts to purchase or sell the currency of a non-U.S. market in which the Fund invests is impaired, the Fund may not be able to achieve its investment goal.

### **Derivative Instruments**

The performance of derivative instruments (including currency derivatives) depends largely on the performance of an underlying instrument, such as a currency, security, interest rate or index, and such instruments often have risks similar to the underlying instrument, in addition to other risks. Derivative instruments involve costs and can create economic leverage in the Fund's portfolio which may result in significant volatility and cause the Fund to participate in losses (as well as gains) in an amount that significantly exceeds the Fund's initial investment. Other risks include illiquidity, mispricing or improper valuation of the derivative instrument, and imperfect correlation between the value of the derivative and the underlying instrument so that the Fund may not realize the intended benefits. Their successful use will usually depend on the investment manager's ability to accurately forecast movements in the market relating to the underlying instrument. Should a market or markets, or prices of particular classes of investments move in an unexpected manner, especially in unusual or extreme market conditions, the Fund may not realize the anticipated benefits of the transaction, and it may realize losses, which could be significant. If the investment manager is not successful in using such derivative instruments, the Fund's performance may be worse than if the investment manager did not use such derivative instruments at all. When a derivative is used for hedging, the change in value of the derivative instrument also may not correlate specifically with the currency, security, interest rate, index or other risk being hedged. There is also the risk, especially under extreme market conditions, that an instrument, which usually would operate as a hedge, provides no hedging benefits at all.

Use of these instruments could also result in a loss if the counterparty to the transaction does not perform as promised, including because of such counterparty's bankruptcy or insolvency. This risk is heightened with respect to over-the-counter (OTC) instruments, such as certain swap agreements and currency forwards, and may be greater during volatile market conditions. Other risks include the inability to close out a position because the trading market becomes illiquid (particularly in the OTC markets) or the availability of

counterparties becomes limited for a period of time. In addition, the presence of speculators in a particular market could lead to price distortions. To the extent that the Fund is unable to close out a position because of market illiquidity, the Fund may not be able to prevent further losses of value in its derivatives holdings and the Fund's liquidity may be impaired to the extent that it has a substantial portion of its otherwise liquid assets marked as segregated to cover its obligations under such derivative instruments. Some derivatives can be particularly sensitive to changes in interest rates or other market prices. Investors should bear in mind that, while the Fund intends to use derivative strategies on a regular basis, it is not obligated to actively engage in these transactions, generally or in any particular kind of derivative, if the investment manager elects not to do so due to availability, cost or other factors.

Certain types of derivatives require the Fund to post margin or collateral or otherwise maintain liquid assets in a manner that satisfies contractual undertakings and regulatory requirements. In order to satisfy margin or other requirements, the Fund may need to sell securities from its portfolio or exit positions at a time when it may be disadvantageous to do so.

The use of derivative strategies may also have a tax impact on the Fund. The timing and character of income, gains or losses from these strategies could impair the ability of the investment manager to use derivatives when it wishes to do so.

### Depository Receipts

Depository receipts are subject to many of the risks of the underlying security. For some depository receipts, the custodian or similar financial institution that holds the issuer's shares in a trust account is located in the issuer's home country. The Fund could be exposed to the credit risk of the custodian or financial institution, and in cases where the issuer's home country does not have developed financial markets, greater market risk. In addition, the depository institution may not have physical custody of the underlying securities at all times and may charge fees for various services, including forwarding dividends and interest and corporate actions. The Fund would be expected to pay a share of the additional fees, which it would not pay if investing directly in the foreign securities. The Fund may experience delays in receiving its dividend and interest payments or exercising rights as a shareholder.

### Indexing

**Passive Investment.** The Fund is not actively managed and may be affected by a general decline in market segments related to the Underlying Index. The Fund invests in securities included in, or representative of, the Underlying Index, regardless of their investment merits. The investment manager generally does not attempt to take defensive positions under any market conditions, including declining markets.



**Calculation Methodology.** FTSE Russell relies on various sources of information to assess the criteria of issuers included in the Underlying Index, including information that may be based on assumptions and estimates. Neither the Fund nor the investment manager can offer assurances that FTSE Russell's calculation methodology or sources of information will provide an accurate assessment of included issuers or that the included issuers will provide the Fund with the market exposure it seeks.

**Underlying Index Errors.** There is no assurance that the Underlying Index will be determined, composed or calculated accurately. While FTSE Russell provides descriptions of what the Underlying Index is designed to achieve, FTSE Russell does not guarantee the quality, accuracy or completeness of data in respect of its indices, and does not guarantee that the Underlying Index will be in line with the described index methodology. For example, during a period where the Underlying Index contains incorrect constituents, the Fund would have market exposure to such constituents and would be underexposed to the Underlying Index's other constituents. As such, errors may result in a negative or positive performance impact to the Fund and its shareholders. Shareholders should understand that losses resulting from errors may be borne by the Fund and its shareholders.

**Non-Correlation.** There is no guarantee that the Fund will achieve a high degree of correlation to the Underlying Index and therefore achieve its investment goal. Market disruptions and regulatory restrictions could have an adverse effect on the Fund's ability to adjust its exposure to the required levels in order to track the Underlying Index. In addition, the Fund's NAV may deviate from the Underlying Index if the Fund fair values a portfolio security at a price other than the price used by the Underlying Index for that security.

**Tracking Error.** Tracking error is the divergence of the Fund's performance from that of the Underlying Index. Tracking error may occur because of differences between the securities held in the Fund's portfolio and those included in the Underlying Index (including the inability of the Fund to purchase certain securities included in the Underlying Index due to regulatory or other restrictions), pricing differences (including differences between a security's price at the local market close and the Fund's valuation of a security at the time of calculation of the Fund's NAV), transaction and hedging costs and forward rates achieved, the Fund's holding of cash, differences in timing of the accrual of dividends or interest, tax gains or losses, changes to the Underlying Index or the need to meet various new or existing regulatory requirements. This risk may be heightened during times of increased market volatility or other unusual market conditions. Tracking error also may result because the Fund incurs fees and expenses, while the Underlying Index does not, and because the Hedged ETF accepts creations and redemptions during time periods between which it is able to adjust its currency hedges, whereas the Hedged Underlying Index does not adjust its hedging during these periods.

Certain derivative instruments used by the Fund may require the Fund to post margin or collateral or otherwise maintain liquid assets in a manner that satisfies contractual undertakings and regulatory requirements. As a result of such requirements, the Hedged ETF may not be able to enter into derivative instruments to the extent needed to fully replicate the hedge impact incorporated in the calculation of the Hedged Underlying Index, which is not subject to these limitations. The Fund may also need to hold cash, which may include raising cash by selling securities and/or obtaining cash through other arrangements, in order to meet margin requirements, which may, among other potential consequences, cause increased index tracking error. Under certain circumstances, the Fund may be required to unwind its currency hedge, sell a portfolio security or exit a position intra-month or otherwise at a disadvantageous time or price, which could cause the Fund to experience a loss and/or incur increased transaction costs.

### Authorized Participant Concentration

Only an Authorized Participant may engage in creation or redemption transactions directly with the Fund. The Fund has a limited number of institutions that act as Authorized Participants. To the extent that these institutions exit the business or are unable to proceed with creation and/or redemption orders with respect to the Fund and no other Authorized Participant is able to step forward to create or redeem Creation Units (as defined below), Fund shares may trade at a discount to NAV and possibly face trading halts and/or delisting. This risk may be more pronounced in volatile markets, potentially where there are significant redemptions in ETFs generally.

### Market Trading

**Absence of active market.** Although shares of the Fund are listed for trading on one or more stock exchanges, there can be no assurance that an active trading market for such shares will develop or be maintained. There are no obligations of market makers to make a market in the Fund's shares or of an Authorized Participant to submit purchase or redemption orders for Creation Units. Decisions by market makers or Authorized Participants to reduce their role or step away from these activities in times of market stress could inhibit the effectiveness of the arbitrage process in maintaining the relationship between the underlying value of the Fund's portfolio securities and the Fund's market price. This reduced effectiveness could result in Fund shares trading at a premium or discount to its NAV and also greater than normal intraday bid/ask spreads. Additionally, in stressed market conditions, the market for the Fund's shares may become less liquid in response to deteriorating liquidity in the markets for the Fund's portfolio holdings, which may cause a significant variance in the market price of the Fund's shares and their underlying value.

**Secondary listings.** The Fund's shares may be listed or traded on U.S. and non-U.S. stock exchanges other than the U.S. stock exchange where the Fund's

primary listing is maintained, and may otherwise be made available to non-U.S. investors through funds or structured investment vehicles similar to depositary receipts.

The Fund's shares may be less actively traded in certain markets than in others, and investors are subject to the execution and settlement risks and market standards of the market where they or their broker direct their trades for execution. Certain information available to investors who trade Fund shares on a U.S. stock exchange during regular U.S. market hours may not be available to investors who trade in other markets, which may result in secondary market prices in such markets being less efficient.

**Secondary market trading.** Shares of the Fund may trade in the secondary market at times when the Fund does not accept orders to purchase or redeem shares. At such times, shares may trade in the secondary market with more significant premiums or discounts than might be experienced at times when the Fund accepts purchase and redemption orders.

There can be no assurance that the Fund's shares will continue to trade on a stock exchange or in any market or that the Fund's shares will continue to meet the requirements for listing or trading on any exchange or in any market, or that such requirements will remain unchanged. Secondary market trading in Fund shares may be halted by a stock exchange because of market conditions or other reasons. In addition, trading in Fund shares on a stock exchange or in any market may be subject to trading halts caused by extraordinary market volatility pursuant to "circuit breaker" rules on the stock exchange or market.

During a "flash crash," the market prices of the Fund's shares may decline suddenly and significantly. Such a decline may not reflect the performance of the portfolio securities held by the Fund. Flash crashes may cause Authorized Participants and other market makers to limit or cease trading in the Fund's shares for temporary or longer periods. Shareholders could suffer significant losses to the extent that they sell shares at these temporarily low market prices.

Shares of the Fund, similar to shares of other issuers listed on a stock exchange, may be sold short and are therefore subject to the risk of increased volatility associated with short selling.

**Premium/Discount.** Shares of the Fund may trade at prices other than NAV. Shares of the Fund trade on stock exchanges at prices at, above or below their most recent NAV. The NAV of the Fund is calculated at the end of each business day and fluctuates with changes in the market value of the Fund's holdings since the most recent calculation. The trading prices of the Fund's shares fluctuate continuously throughout trading hours based on market supply and demand rather than NAV. As a result, the trading prices of the Fund's shares may deviate significantly from NAV during periods of market volatility.

Any of these factors, among others, may lead to the Fund's shares trading at a premium or discount to NAV. Thus, you may pay more (or less) than NAV when you buy shares of the Fund in the secondary market, and you may receive less (or more) than NAV when you sell those shares in the secondary market. The investment manager cannot predict whether shares will trade above (premium), below (discount) or at NAV. However, because shares can be created and redeemed in Creation Units at NAV, the investment manager believes that large discounts or premiums to the NAV of the Fund are not likely to be sustained over the long-term. While the creation/redemption feature is designed to make it likely that the Fund's shares normally will trade on stock exchanges at prices close to the Fund's next calculated NAV, exchange prices are not expected to correlate exactly with the Fund's NAV due to timing reasons as well as market supply and demand factors. In addition, disruptions to creations and redemptions or extreme market volatility may result in trading prices for shares of the Fund that differ significantly from its NAV.

**Cost of buying or selling Fund shares.** Buying or selling Fund shares on an exchange involves two types of costs that apply to all securities transactions. When buying or selling shares of the Fund through a broker, you will likely incur a brokerage commission or other charges imposed by brokers as determined by that broker. In addition, you may incur the cost of the "spread," that is, the difference between what investors are willing to pay for Fund shares (the "bid" price) and the price at which they are willing to sell Fund shares (the "ask" price). Because of the costs inherent in buying or selling Fund shares, frequent trading may detract significantly from investment results and an investment in Fund shares may not be advisable for investors who anticipate regularly making small investments.

## Concentration

To the extent the Fund concentrates in a specific industry, a group of industries, sector or type of investment, the Fund will carry much greater risks of adverse developments and price movements in such industries, sectors or investments than a fund that invests in a wider variety of industries, sectors or investments. There is also the risk that the Fund will perform poorly during a slump in demand for securities of companies in such industries or sectors.

**Communication services companies (Franklin FTSE China ETF and Franklin FTSE Mexico ETF)** The value of the securities of communication services companies are particularly vulnerable to rapid advancements in technology, the innovation of competitors, rapid product obsolescence, and government regulation and competition, both domestically and internationally. Additionally, fluctuating domestic and international demand, shifting demographics and often unpredictable changes in consumer tastes can drastically affect a communication services company's profitability. While all companies may be susceptible to network security breaches, certain companies in the communication services sector may be

particular targets of hacking and potential theft of proprietary or consumer information or disruptions in service, which could have a material adverse effect on their businesses.

*Interactive media and services companies* The success of companies operating in the interactive media and services industry, such as search engines, social media and networking platforms, and companies that produce and sell entertainment and media, may be tied closely to the performance of the overall domestic and global economy, interest rates, competition and consumer confidence. These companies' success depends heavily on disposable household income and consumer spending. Also, companies in the interactive media and services industry may be subject to severe competition, which may have an adverse impact on their respective profitability. Changes in demographics and consumer tastes can also affect the demand for, and success of, interactive media and services in the marketplace.

**Consumer discretionary companies (Franklin FTSE Asia ex Japan ETF, Franklin FTSE China ETF, Franklin FTSE France ETF, Franklin FTSE Germany ETF, Franklin FTSE Italy ETF, Franklin FTSE Japan ETF, Franklin FTSE Japan Hedged ETF and Franklin FTSE South Africa ETF)** Companies in the consumer discretionary sector could be affected by, among other things, overall economic conditions, interest rates, consumer confidence, and disposable income.

*Internet and direct marketing retail companies* Companies in the internet and direct marketing retail industry provide retail services primarily on the internet, through mail order and TV home shopping retailers, and rely heavily on consumer spending. Prices of securities of companies in this industry may fluctuate widely due to general economic conditions, consumer spending and the availability of disposable income, changing consumer tastes and preferences and consumer demographics. Legislative or regulatory changes and increased government supervision also may affect companies in this industry.

*Textiles, apparel and luxury goods companies* Companies in the textiles, apparel and luxury goods industry face intense competition and are dependent on their ability to maintain a strong brand image. These companies may be subject to changes in consumer preferences and trends. Companies in this industry are dependent on consumer spending and, as such, are likely to be sensitive to any downturns in the broader economy. In addition, demand for products may be seasonal, and incorrect assessment of future demand can lead to overproduction or underproduction, which can impact company profitability.

**Consumer staples companies (Franklin FTSE Mexico ETF, Franklin FTSE Switzerland ETF and Franklin FTSE United Kingdom ETF)** The consumer staples sector may be affected by the regulation of various product components and production methods, marketing campaigns and changes in consumer demand.

Tobacco companies, in particular, may be adversely affected by new laws, regulations and litigation. The consumer staples sector may also be adversely affected by changes or trends in commodity prices, which may be influenced by unpredictable factors.

***Food products companies*** Companies in the food products industry are subject to various risks, including evolving consumer preferences, nutritional and health-related concerns, federal, state and local food inspection and processing controls, consumer product liability claims, risks of product tampering, and the availability and expense of liability insurance. Food products are subject to the risk that raw materials are accidentally or maliciously contaminated or that products are contaminated through the supply chain due to human error or equipment failure. Such incidents may result in loss of market share and loss of revenue for companies in the food products industry. Government regulations may affect the permissibility of using various food additives and production methods of companies that make food products, which could affect company profitability. Additionally, the failure to identify and react appropriately to changes in consumer trends, demands and preferences could lead to, among other things, reduced demand and price reduction for a company's products. Companies in the food products industry may also be adversely affected by changes in domestic or foreign economic conditions, including inflation or deflation, interest rates, availability of capital markets, consumer spending rates, and energy availability and costs (including fuel surcharges).

**Energy companies (Franklin FTSE Russia ETF)** Companies that are involved in oil or gas exploration, production, refining or marketing, or any combination of the above are greatly affected by the prices and supplies of raw materials such as oil or gas. The earnings and dividends of energy companies can fluctuate significantly as a result of international economics, politics and regulation.

***Oil, gas and consumable fuels companies*** The profitability of companies in the oil, gas and consumable fuels industry may be affected adversely by changes in worldwide energy prices, exploration and production spending. Changes in economic conditions, government regulation and events in the regions in which the companies operate (e.g., expropriation, nationalization, confiscation of assets and property or the imposition of restrictions on foreign investments and repatriation of capital, military coups, social unrest, violence or labor unrest, and terrorism and natural disasters) also affect companies in this industry. In addition, these companies are at risk for environmental damage claims. Companies in this industry could be adversely affected by commodity price volatility, changes in exchange rates, interest rates, imposition of import controls, increased competition, depletion of resources, development of alternative energy sources, energy conservation efforts, technological developments and labor relations. Companies in the oil, gas and consumable fuels industry may have significant capital investments in, or

engage in transactions involving, emerging market countries, which may heighten these risks. Additionally, recent global economic events have created greater volatility in the oil, gas and consumable fuels industry, including substantial declines in the price of oil. These events may create wide fluctuations in the value of companies in this industry, which may affect the value of Fund shares.

**Financial services companies (Franklin FTSE Asia ex Japan ETF, Franklin FTSE Australia ETF, Franklin FTSE Brazil ETF, Franklin FTSE Canada ETF, Franklin FTSE China ETF, Franklin FTSE Europe ETF, Franklin FTSE Europe Hedged ETF, Franklin FTSE Hong Kong ETF, Franklin FTSE India ETF, Franklin FTSE Italy ETF, Franklin FTSE Latin America ETF, Franklin FTSE Mexico ETF, Franklin FTSE Russia ETF, Franklin FTSE Saudi Arabia ETF, Franklin FTSE South Africa ETF, Franklin FTSE Switzerland ETF, Franklin FTSE Taiwan ETF and Franklin FTSE United Kingdom ETF)** Financial services companies are subject to extensive government regulation that may affect their profitability in many ways, including by limiting the amount and types of loans and other commitments they can make, and the interest rates and fees they can charge. A financial services company's profitability, and therefore its stock prices, is especially sensitive to interest rate changes as well as the ability of borrowers to repay their loans. Changing regulations, continuing consolidations, and development of new products and structures all are likely to have a significant impact on financial services companies.

**Banking companies** Companies in the banking industry are subject to certain risks, including the effects of: (1) changes in interest rates on the profitability of banks; (2) the rate of corporate and consumer debt defaults; (3) price competition; (4) governmental limitations on a company's loans, other financial commitments, product lines and other operations; and (5) ongoing changes in the financial services industry (including consolidations, development of new products and changes to the industry's regulatory framework). In addition, investments in the banking industry of emerging markets can be considered riskier than investments in the U.S. banking industry. The oversight of, and regulations applicable to, companies in the banking industry in emerging markets may be ineffective and underdeveloped relative to more developed markets. The impact of recent or future regulation in various countries on any individual bank or on the sector as a whole can be very difficult to predict.

**Insurance companies** Insurance companies may be subject to heavy price competition, claims activity, marketing competition and general economic conditions. Certain lines of insurance can be significantly influenced by specific events. For example, property and casualty insurer profits may be affected by man-made and natural disasters (including weather catastrophes), as well as terrorism; and life and health insurer profits may be affected by mortality risks, morbidity rates and regulatory changes. Individual insurance companies may be subject to material

risks, such as inadequate reserve funds to pay claims and the inability to collect from reinsurance carriers.

**Healthcare companies (Franklin FTSE Switzerland ETF)** The activities of healthcare companies may be funded or subsidized by federal and state governments. If government funding and subsidies are reduced or discontinued, the profitability of these companies could be adversely affected. Healthcare companies may also be affected by government policies on healthcare reimbursements, regulatory approval for new drugs and medical products, and similar matters. They are also subject to legislative risk, i.e., the risks associated with the reform of the healthcare system through legislation.

*Pharmaceutical companies* Companies in the pharmaceuticals industry may be adversely affected by factors such as government approval of products and services, government regulation and reimbursement rates, product liability claims, patent expirations and protection, and industry competition. The profitability of some pharmaceutical companies may be dependent on a relatively limited number of products, which can become obsolete due to industry innovation, changes in technologies or other market developments. The process of obtaining government approvals can be lengthy, expensive and require extensive preclinical and clinical trials. As a result, pharmaceutical companies may expend substantial resources in developing and testing a new product but fail to obtain the necessary approvals or clearances to market or manufacture the products on a timely basis or at all. Companies in the pharmaceuticals industry are heavily dependent on patents and intellectual property rights, and the loss or impairment of these rights may adversely affect the profitability of these companies. In addition, pharmaceutical companies may be subject to extensive litigation based on product liability and similar claims.

**Industrials companies (Franklin FTSE Europe ETF, Franklin FTSE Europe Hedged ETF, Franklin FTSE France ETF, Franklin FTSE Germany ETF, Franklin FTSE Japan ETF and Franklin FTSE Japan Hedged ETF)** The stock prices of companies in the industrials sector are affected by supply and demand both for their specific product or service and for industrials sector products in general. Companies in the industrials sector may be adversely affected by changes in government regulation, world events and economic conditions. In addition, these companies are at risk for environmental damage and product liability claims. Companies in this sector could be adversely affected by commodity price volatility, changes in exchange rates, imposition of export or import controls, increased competition, depletion of resources, technological developments and labor relations.

**Materials companies (Franklin FTSE Australia ETF, Franklin FTSE Brazil ETF, Franklin FTSE Latin America ETF, Franklin FTSE Mexico ETF, Franklin FTSE Russia ETF, Franklin FTSE Saudi Arabia ETF and Franklin FTSE South Africa**



**ETF)** Companies in the materials sector may be adversely affected by commodity price volatility, exchange rates, import controls, increased competition, depletion of resources, technical advances, labor relations, over-production, litigation and government regulations, among other factors. Companies in the materials sector are also at risk of liability for environmental damage and product liability claims. Production of materials may exceed demand as a result of market imbalances or economic downturns, leading to poor investment returns.

***Chemicals companies*** The success of companies in the chemicals industry can be significantly affected by intense competition, product obsolescence, raw materials prices, and government regulation. As regulations are developed and enforced, chemicals companies could be required to alter or cease production of a product, pay fines, pay for cleaning up a disposal site or agree to restrictions on their operations. In addition, chemicals companies may be subject to risks associated with production, handling, and disposal, as some of the materials and processes used by these companies involve hazardous components.

***Metals and mining companies*** Investments in metals and mining companies may be speculative and subject to greater price volatility than investments in other types of companies. The profitability of companies in the metals and mining industry is related to, among other things, worldwide metal prices and extraction and production costs. Worldwide metal prices may fluctuate substantially over short periods of time, and as a result, the Fund's share price may be more volatile than other types of investments. In addition, metals and mining companies may be significantly affected by changes in global demand for certain metals, economic developments, energy conservation, the success of exploration projects, changes in exchange rates, interest rates, economic conditions, tax treatment, trade treaties, and government regulation and intervention, and events in the regions that the companies to which the Fund has exposure operate (e.g., expropriation, nationalization, confiscation of assets and property, the imposition of restrictions on foreign investments or repatriation of capital, military coups, social or political unrest, violence and labor unrest). Metals and mining companies may also be subject to the effects of competitive pressures in the metals and mining industry.

**Real estate companies (Franklin FTSE Hong Kong ETF)** Real estate values rise and fall in response to a variety of factors, including: local, regional, national and global economic conditions; interest rates; tax and insurance considerations; changes in zoning and other property-related laws; environmental regulations or hazards; overbuilding; increases in property taxes and operating expenses; or value decline in a neighborhood. When economic growth is slow, demand for property decreases and prices may decline.

***Real estate management and development companies*** Real estate management and development companies often are dependent upon specialized management skills, have limited diversification and are subject to risks inherent in operating and

financing a limited number of projects. To the extent such companies focus their business on a particular geographic region of a country, they may be subject to greater risks of adverse developments in that area. These companies may also be subject to heavy cash flow dependency and defaults by borrowers. Certain real estate management and development companies have a relatively small market capitalization, which may tend to increase the volatility of the market price of these securities.

**Technology companies (Franklin FTSE Asia ex Japan ETF, Franklin FTSE India ETF, Franklin FTSE South Korea ETF and Franklin FTSE Taiwan ETF)**

The technology sector has historically been volatile due to the rapid pace of product change and development within the sector. For example, their products and services may not prove commercially successful or may become obsolete quickly. In addition, delays in or cancellation of the release of anticipated products or services may also affect the price of a technology company's stock. Technology companies are subject to significant competitive pressures, such as new market entrants, aggressive pricing and tight profit margins. The activities of these companies may also be adversely affected by changes in government regulations, worldwide technological developments or investor perception of a company and/or its products or services. The stock prices of companies operating within this sector may be subject to abrupt or erratic movements.

*Electronic equipment, instruments and components companies* The electronic equipment, instruments and components industry is intensely competitive, and prices for existing products tend to decrease over their life cycle. Companies must continue to develop new products and technology to remain competitive and are therefore dependent on hiring and retaining key personnel. Companies typically face high fixed operating costs while also being subject to fluctuations in the cost of raw materials.

*IT services companies* IT services companies, such as providers of information technology and systems integration services, electronic data processing, and business outsourcing services, can be significantly affected by competitive pressures, such as technological developments, fixed-rate pricing, and the ability to attract and retain skilled employees. The success of these companies is subject to continued demand for these services as companies and other organizations seek alternative, cost-effective means to meet their economic goals.

*Semiconductors and semiconductor equipment companies* The risks inherent in the semiconductors industry include: competitive pressures, intense competition, aggressive pricing, technological developments, changing demand, research and development costs, availability and price of components and product obsolescence. Semiconductor design and process methodologies are subject to rapid technological change requiring large expenditures for research and development in order to improve product performance and increase manufacturing

yields. The success of semiconductor companies largely depends on their ability to obtain and maintain protection of certain proprietary technologies used in their principal products. Semiconductor companies rely on a combination of patents, trade secret laws and contractual provisions to protect their technologies. In addition, the semiconductors industry in general is characterized by frequent litigation regarding patent and other intellectual property rights.

*Technology hardware, storage and peripherals companies* The prices of securities of technology hardware, storage and peripherals companies may fluctuate widely due to competitive pressures, aggressive pricing, technological developments, changing domestic demand, and the ability to attract and retain skilled employees. In addition, the market for products produced by software companies is characterized by rapidly changing technology, rapid product obsolescence, and cyclical market patterns. Legislative or regulatory changes and increased government supervision also may affect these companies.

**Utilities companies (Franklin FTSE Italy ETF)** Utility company equity securities, to the extent they are purchased for their dividend yield, historically have been sensitive to interest rate movements: when interest rates have risen, the stock prices of these companies have tended to fall. In certain countries, utility companies and their rates are regulated; other countries have moved to deregulate such companies thereby causing non-regulated companies' returns to generally be more volatile and more sensitive to changes in revenue and earnings. Certain utilities companies face risks associated with the operation of nuclear facilities for electric generation, including, among other considerations, litigation, the problems associated with the use of radioactive materials; the effects of natural or man-made disasters; and the potential for government decommissioning. In general, all utility companies may face additional regulation and litigation regarding their power plant operations; increased costs from new or greater regulation of these operations; the need to purchase expensive emissions control equipment or new operations due to regulations; and the availability and cost of fuel, all of which may lower their earnings.

*Electric utilities companies* The electric utilities industry has been experiencing, and will continue to experience, increased competitive pressures. Other risks include: (a) the availability and cost of fuel; (b) the availability and cost of capital; (c) the effects of conservation on energy demand; (d) the effects of rapidly changing environmental, safety and other requirements and regulations, (e) timely and sufficient rate increases and governmental limitations on rates charged to customers; (f) increases in operating costs; and (g) obsolescence of existing equipment, facilities and products.

## Change in Diversification Status

In seeking to track their Underlying Indexes, the Franklin FTSE Latin America ETF and Franklin FTSE Asia ex Japan ETF may become non-diversified as a result of a change in relative market capitalization or index weighting of one or more constituents of their corresponding Underlying Index. A "non-diversified" fund generally invests a greater portion of its assets in the securities of one or more issuers and invests overall in a smaller number of issuers than a diversified fund. The Funds may be more sensitive to a single economic, business, political, regulatory or other occurrence than a more diversified fund might be, which may negatively impact the Funds' performance and result in greater fluctuation in the value of the Funds' shares.

## Mid Capitalization Companies

While mid capitalization companies may offer substantial opportunities for capital growth, they also may involve additional risks. Historically, mid capitalization company securities have been more volatile in price than larger company securities, especially over the short term. Among the reasons for the greater price volatility are the less certain growth prospects of mid capitalization companies, the lower degree of liquidity in the markets for such securities, and the greater sensitivity of mid capitalization companies to changing economic conditions.

In addition, mid capitalization companies may lack depth of management, be unable to generate funds necessary for growth or development, have limited product lines or be developing or marketing new products or services for which markets are not yet established and may never become established. Mid capitalization companies may be particularly affected by interest rate increases, as they may find it more difficult to borrow money to continue or expand operations, or may have difficulty in repaying any loans, particularly those with floating interest rates.

## Non-Diversification

A "non-diversified" fund generally invests a greater portion of its assets in the securities of one or more issuers and invests overall in a smaller number of issuers than a diversified fund. The Fund may be more sensitive to a single economic, business, political, regulatory or other occurrence than a more diversified fund might be, which may negatively impact the Fund's performance and result in greater fluctuation in the value of the Fund's shares.

## Representative Sampling

The Fund's use of a representative sampling strategy will result in its holding a smaller number of securities than are in the Underlying Index or in the Fund holding securities not included in the Underlying Index. As a result, an adverse development respecting an issuer of securities held by the Fund could result in a greater decline in the Fund's NAV than would be the case if all of the securities in

the Underlying Index were held. To the extent that the investment manager uses a representative sampling strategy, the Fund may not track the return of the Underlying Index as well as it would have if the Fund held all of the securities in the Underlying Index.

### **Cash Transactions**

ETFs generally are able to make in-kind redemptions and avoid being taxed on gain on the distributed portfolio securities at the Fund level. To the extent that the Fund effects redemptions partly or entirely in cash, rather than in-kind, it may be required to sell portfolio securities in order to obtain the cash needed to distribute redemption proceeds. If the Fund recognizes gain on these sales, this generally will cause the Fund to recognize gain it might not otherwise have recognized, or to recognize such gain sooner than would otherwise be required if it were to distribute portfolio securities in-kind. The Fund generally intends to distribute these gains to shareholders to avoid being taxed on this gain at the Fund level and otherwise comply with the special tax rules that apply to it. This strategy may cause shareholders to be subject to tax on gains they would not otherwise be subject to, or at an earlier date than, if they had made an investment in a different ETF. Moreover, cash transactions may have to be carried out over several days if the securities market is relatively illiquid and may involve considerable brokerage fees and taxes. These brokerage fees and taxes, which will be higher than if the Fund sold and redeemed its shares principally in-kind, could be imposed on the Fund and thus decrease the Fund's NAV to the extent they are not offset by the creation and redemption transaction fees paid by purchasers and redeemers of Creation Units.

### **International Closed Market Trading**

To the extent that the underlying securities held by the Fund trade on an exchange that is closed when the securities exchange on which the Fund shares list and trade is open, there may be market uncertainty about the stale security pricing (i.e., the last quote from its closed foreign market) resulting in premiums or discounts to NAV that may be greater than those experienced by other ETFs.

### **Small Fund**

When the Fund's size is small, the Fund may experience low trading volume and wide bid/ask spreads. In addition, the Fund may face the risk of being delisted if the Fund does not meet certain conditions of the listing exchange. If the Fund were to be required to delist from the listing exchange, the value of the Fund may rapidly decline and performance may be negatively impacted. In addition, any resulting liquidation of the Fund could cause the Fund to incur elevated transaction costs for the Fund and negative tax consequences for its shareholders.

## Large Shareholder

Certain large shareholders, including other funds or accounts advised by the investment manager or an affiliate of the investment manager, may from time to time own a substantial amount of the Fund's shares. In addition, a third party investor, the investment manager or an affiliate of the investment manager, an authorized participant, a lead market maker, or another entity may invest in the Fund and hold its investment for a limited period of time solely to facilitate commencement of the Fund or to facilitate the Fund's achieving a specified size or scale. There can be no assurance that any large shareholder would not redeem its investment. Dispositions of a large number of shares by these shareholders may adversely affect the Fund's liquidity and net assets to the extent such transactions are executed directly with the Fund in the form of redemptions through an authorized participant, rather than executed in the secondary market. These redemptions may also force the Fund to sell portfolio securities when it might not otherwise do so, which may negatively impact the Fund's NAV and increase the Fund's brokerage costs. To the extent these large shareholders transact in shares on the secondary market, such transactions may account for a large percentage of the trading volume on the listing exchange and may, therefore, have a material upward or downward effect on the market price of the shares.

## More Information on Investment Policies, Practices and Risks

### Exclusion of Investment Manager from Commodity Pool Operator Definition

With respect to the Fund, the investment manager has claimed an exclusion from the definition of "commodity pool operator" (CPO) under the Commodity Exchange Act (CEA) and the rules of the Commodity Futures Trading Commission (CFTC) and, therefore, is not subject to CFTC registration or regulation as a CPO. In addition, with respect to the Fund, the investment manager is relying upon a related exclusion from the definition of "commodity trading advisor" (CTA) under the CEA and the rules of the CFTC.

The terms of the CPO exclusion require the Fund, among other things, to adhere to certain limits on its investments in commodity futures, commodity options and swaps, which in turn include non-deliverable currency forward contracts, as further described in the Fund's Statement of Additional Information (SAI). Because the investment manager and the Fund intend to comply with the terms of the CPO exclusion, the Fund may, in the future, need to adjust its investment strategies, consistent with its investment goal(s), to limit its investments in these types of instruments. The Fund is not intended as a vehicle for trading in the commodity futures, commodity options, or swaps markets. The CFTC has neither reviewed nor

approved the investment manager's reliance on these exclusions, or the Fund, its investment strategies or this prospectus.

More detailed information about the Fund and its policies and risks can be found in the Fund's SAI.

A description of the Fund's policies and procedures regarding the release of portfolio holdings information is also available in the Fund's SAI. The Fund discloses its portfolio holdings daily at <https://www.franklintempleton.com/investor/investments-and-solutions/investment-options/etfs/>.

## Management

Franklin Advisory Services, LLC (Advisory Services), One Franklin Parkway, San Mateo, CA 94403-1906, is the Fund's investment manager. Advisory Services is an indirect, wholly owned subsidiary of Franklin Resources, Inc. Together, Advisory Services and its affiliates manage, as of June 30, 2021, over \$1.55 trillion in assets, and have been in the investment management business since 1947.

The Fund is managed by a team of dedicated professionals. The portfolio managers of the team are as follows:

### **Dina Ting, CFA Senior Vice President of Advisory Services**

Ms. Ting has been a portfolio manager of the Fund since inception. She joined Franklin Templeton in 2015. Prior to joining Franklin Templeton, she was a senior portfolio manager at BlackRock.

### **Hailey Harris Vice President of Advisory Services**

Ms. Harris has been a portfolio manager of the Fund since 2019. She joined Franklin Templeton in 2018. Prior to joining Franklin Templeton, she was an ETF portfolio manager at Global X Funds and a Senior Portfolio Analyst at ProShares.

CFA® and Chartered Financial Analyst® are trademarks owned by CFA Institute.

The portfolio managers of the Fund are jointly and primarily responsible for the day-to-day management of the Fund's portfolio. They have equal authority over all aspects of the Fund's investment portfolio, including but not limited to, purchases and sales of individual securities, portfolio risk assessment, and the management of daily cash balances in accordance with anticipated investment management requirements. The degree to which each portfolio manager may perform these functions, and the nature of these functions, may change from time to time.

The Fund's SAI provides additional information about portfolio manager compensation, other accounts that they manage and their ownership of Fund shares.

The Fund pays Advisory Services a unified management fee for managing the Fund's assets. Pursuant to the investment management agreement with Franklin Templeton ETF Trust (Trust) on behalf of the Fund, Advisory Services reimburses the Fund for all acquired fund fees and expenses (such as those associated with the Fund's investment in a Franklin Templeton money fund) and pays all of the ordinary operating expenses of the Fund, except for (i) the Fund's management fee, (ii) payments under the Fund's Rule 12b-1 plan (if any), (iii) brokerage expenses (including any costs incidental to transactions in portfolio securities or instruments), (iv) taxes, (v) interest (including borrowing costs and dividend expenses on securities sold short and overdraft charges), (vi) litigation expenses (including litigation to which the Trust or the Fund may be a party and indemnification of the Trustees and officers with respect thereto), and (vii) other non-routine or extraordinary expenses. The fee is equal to the following annual rate of the average daily net assets of the Fund:

Franklin FTSE Australia ETF	0.09%
Franklin FTSE Brazil ETF	0.19%
Franklin FTSE Canada ETF	0.09%
Franklin FTSE China ETF	0.19%
Franklin FTSE France ETF	0.09%
Franklin FTSE Germany ETF	0.09%
Franklin FTSE Hong Kong ETF	0.09%
Franklin FTSE India ETF	0.19%
Franklin FTSE Italy ETF	0.09%
Franklin FTSE Japan ETF	0.09%
Franklin FTSE Latin America ETF	0.19%
Franklin FTSE Mexico ETF	0.19%
Franklin FTSE Russia ETF	0.19%
Franklin FTSE Saudi Arabia ETF	0.39%
Franklin FTSE South Africa ETF	0.19%
Franklin FTSE South Korea ETF	0.09%
Franklin FTSE Switzerland ETF	0.09%
Franklin FTSE Taiwan ETF	0.19%



Franklin FTSE United Kingdom ETF	0.09%
Franklin FTSE Asia ex Japan ETF	0.19%
Franklin FTSE Europe ETF	0.09%
Franklin FTSE Europe Hedged ETF	0.09%
Franklin FTSE Japan Hedged ETF	0.09%

A discussion regarding the basis for the board of trustees approving the investment management contract of the Fund is available in the Fund's semi-annual report to shareholders for the six-month period ended September 30.

### Manager of Managers Structure

The investment manager and the Trust have received an exemptive order from the SEC that allows the Fund to operate in a "manager of managers" structure whereby the investment manager can appoint and replace both wholly-owned and unaffiliated sub-advisors, and enter into, amend and terminate sub-advisory agreements with such sub-advisors, each subject to board approval but without obtaining prior shareholder approval (Manager of Managers Structure). The Fund will, however, inform shareholders of the hiring of any new sub-advisor within 90 days after the hiring. The SEC exemptive order provides the Fund with greater flexibility and efficiency by preventing the Fund from incurring the expense and delays associated with obtaining shareholder approval of such sub-advisory agreements.

The use of the Manager of Managers Structure with respect to the Fund is subject to certain conditions that are set forth in the SEC exemptive order. Under the Manager of Managers Structure, the investment manager has the ultimate responsibility, subject to oversight by the Fund's board of trustees, to oversee sub-advisors and recommend their hiring, termination and replacement. The investment manager will also, subject to the review and approval of the Fund's board of trustees: set the Fund's overall investment strategy; evaluate, select and recommend sub-advisors to manage all or a portion of the Fund's assets; and implement procedures reasonably designed to ensure that each sub-advisor complies with the Fund's investment goal, policies and restrictions. Subject to review by the Fund's board of trustees, the investment manager will allocate and, when appropriate, reallocate the Fund's assets among sub-advisors and monitor and evaluate the sub-advisors' performance.

### Distributions and Taxes

The information is provided with respect to each Fund (hereafter the "Fund").

#### Income and Capital Gain Distributions

As a regulated investment company, the Fund generally pays no federal income tax on the income and gains it distributes to you. Each Fund intends to pay income dividends at least semi-annually from its net investment income. Capital gains, if any, may be paid by each Fund at least annually. The Fund may distribute income dividends and capital gains more frequently, if necessary, in order to reduce or eliminate federal excise or income taxes on the Fund. The amount of any distribution will vary, and there is no guarantee the Fund will pay either income dividends or capital gain distributions. Distributions in cash may be reinvested automatically in additional whole Fund shares only if the broker through whom you purchased the shares makes such option available.

**Annual statements.** After the close of each calendar year, you will receive tax information from the broker with respect to the federal income tax treatment of the Fund's distributions and any taxable sales of Fund shares occurring during the prior calendar year. You may receive revised tax information if the Fund must reclassify its distributions or the broker must adjust the cost basis of any covered shares sold after you receive your tax information. Distributions declared in December to shareholders of record in such month and paid in January are taxable as if they were paid in December. Additional tax information about the Fund's distributions is available at [franklintempleton.com](http://franklintempleton.com).

**Avoid "buying a dividend."** At the time you purchase your Fund shares, the Fund's price of shares may reflect undistributed income, undistributed capital gains, or net unrealized appreciation in the value of the portfolio securities held by the Fund. For taxable investors, a subsequent distribution to you of such amounts, although constituting a return of your investment, would be taxable. Buying shares in the Fund just before it declares an income dividend or capital gain distribution is sometimes known as "buying a dividend."

## Tax Considerations

If you are a taxable investor, Fund distributions are generally taxable to you as ordinary income, capital gains or some combination of both. This is the case whether you reinvest your distributions in additional Fund shares or receive them in cash.

**Dividend income.** Income dividends are generally subject to tax at ordinary rates. Income dividends reported by the Fund as qualified dividend income may be subject to tax by individuals at reduced long-term capital gains tax rates provided certain holding period requirements are met. A return-of-capital distribution is generally not taxable but will reduce the cost basis of your shares, and will result in a higher capital gain or a lower capital loss when you later sell your shares.

**Capital gains.** Fund distributions of short-term capital gains are also subject to tax at ordinary rates. Fund distributions of long-term capital gains are taxable at the reduced long-term capital gains rates no matter how long you have owned your

Fund shares. For single individuals with taxable income not in excess of \$40,400 in 2021 (\$80,800 for married individuals filing jointly), the long-term capital gains tax rate is 0%. For single individuals and joint filers with taxable income in excess of these amounts but not more than \$445,850 or \$501,600, respectively, the long-term capital gains tax rate is 15%. The rate is 20% for single individuals with taxable income in excess of \$445,850 and married individuals filing jointly with taxable income in excess of \$501,600. An additional 3.8% Medicare tax may also be imposed as discussed below.

**Sales of exchange-listed shares.** Currently, any capital gain or loss realized on the sale of Fund shares generally is treated as long-term capital gain or loss if the shares have been held for more than one year and as short-term capital gain or loss if the shares have been held for one year or less.

**Cost basis reporting.** Contact the broker through whom you purchased your Fund shares to obtain information with respect to the available cost basis reporting methods and elections for your account.

**Taxes on creation and redemption of creation units.** An Authorized Participant who exchanges securities for Creation Units generally will recognize a gain or loss. The gain or loss will be equal to the difference between the market value of the Creation Units at the time of purchase and the exchanger's aggregate basis in the securities surrendered plus any cash paid for the Creation Units. An Authorized Participant who exchanges Creation Units for securities will generally recognize a gain or loss equal to the difference between the exchanger's basis in the Creation Units and the aggregate market value of the securities and the amount of cash received. The Internal Revenue Service, however, may assert that a loss realized upon an exchange of securities for Creation Units cannot be deducted currently under the rules governing "wash sales," or on the basis that there has been no significant change in economic position. Authorized Participants exchanging securities should consult their own tax advisor with respect to whether wash sale rules apply and when a loss might be deductible.

Authorized Participants that create or redeem Creation Units will be sent a confirmation statement showing how many shares they purchased or sold and at what price.

Under current federal tax laws, any capital gain or loss realized upon a redemption of Creation Units is generally treated as long-term capital gain or loss if the shares have been held for more than one year and as a short-term capital gain or loss if the shares have been held for one year or less.

If the Fund redeems Creation Units in part or entirely in cash, it may recognize more capital gains than it will if it redeems Creation Units in-kind.

**Medicare tax.** An additional 3.8% Medicare tax is imposed on certain net investment income (including ordinary dividends and capital gain distributions received from the Fund and net gains from the sales of Fund shares) of U.S. individuals, estates and trusts to the extent that such person's "modified adjusted gross income" (in the case of an individual) or "adjusted gross income" (in the case of an estate or trust) exceeds a threshold amount. Any liability for this additional Medicare tax is reported on, and paid with, your federal income tax return.

**Backup withholding.** A shareholder may be subject to backup withholding on any distributions of income, capital gains, or proceeds from the sale of Fund shares if the shareholder has provided either an incorrect tax identification number or no number at all, is subject to backup withholding by the IRS for failure to properly report payments of interest or dividends, has failed to certify that the shareholder is not subject to backup withholding, or has not certified that the shareholder is a U.S. person (including a U.S. resident alien). The backup withholding rate is currently 24%. State backup withholding may also apply.

**State, local and foreign taxes.** Distributions of ordinary income and capital gains, and gains from the sale of your Fund shares, are generally subject to state and local taxes. If the Fund qualifies, it may elect to pass through to you as a foreign tax credit or deduction any foreign taxes that it pays on its investments.

**Non-U.S. investors.** Non-U.S. investors may be subject to U.S. withholding tax at 30% or a lower treaty rate on Fund dividends of ordinary income. Non-U.S. investors may be subject to U.S. estate tax on the value of their shares. They are subject to special U.S. tax certification requirements to avoid backup withholding, claim any exemptions from withholding and claim any treaty benefits. Exemptions from U.S. withholding tax are generally provided for capital gains realized on the sale of Fund shares, capital gain dividends paid by the Fund from net long-term capital gains, short-term capital gain dividends paid by the Fund from net short-term capital gains and interest-related dividends paid by the Fund from its qualified net interest income from U.S. sources. However, notwithstanding such exemptions from U.S. withholding tax at source, any such dividends and distributions of income and capital gains will be subject to backup withholding at a rate of 24% if you fail to properly certify that you are not a U.S. person.

**Other reporting and withholding requirements.** Payments to a shareholder that is either a foreign financial institution or a non-financial foreign entity within the meaning of the Foreign Account Tax Compliance Act (FATCA) may be subject to a 30% withholding tax on income dividends paid by the Fund. The FATCA withholding tax generally can be avoided by such foreign entity if it provides the broker, and in some cases, the IRS, information concerning the ownership of certain foreign financial accounts or other appropriate certifications or documentation concerning its status under FATCA. In order to comply with these requirements, information about a shareholder in the Fund may be disclosed to the

IRS, non-U.S. taxing authorities or other parties as necessary to comply with FATCA.

**Other tax information.** This discussion of "Distributions and Taxes" is for general information only and is not tax advice. You should consult your own tax advisor regarding your particular circumstances, and about any federal, state, local and foreign tax consequences before making an investment in the Fund. Additional information about the tax consequences of investing in the Fund may be found in the SAI.

## Index Provider

FTSE Russell creates, compiles, maintains, calculates and publishes each Underlying Index. Franklin Templeton Companies, LLC (FTC), an affiliate of Advisory Services, has entered into a license agreement with FTSE Russell to use the Underlying Indexes. Pursuant to an index sub-licensing agreement between FTC and Franklin Templeton ETF Trust, FTC provides the use of the Underlying Indexes and related intellectual property to the Trust and the Funds.

## Disclaimers

### FTSE Russell

The Fund is managed by Advisory Services. The Fund is not in any way connected to or sponsored, endorsed, sold or promoted by the London Stock Exchange Group plc and its group undertakings (collectively, the "LSE Group") or, with respect to the Franklin FTSE South Africa ETF, JSE Limited ("JSE") (collectively, the "Licensor Parties"). FTSE Russell is a trading name of certain of the LSE Group companies.

All rights in the Underlying Index (except the FTSE/JSE South Africa Capped Index) vest in the relevant LSE Group company that owns the Underlying Index. All rights in the FTSE/JSE South Africa Capped Index vest in the relevant LSE Group company and the JSE, which own the FTSE/JSE South Africa Capped Index. "FTSE®" is a trade mark(s) of the relevant LSE Group company and "JSE" is a trademark of the JSE and both are used by any other LSE Group company under license.

Each Underlying Index is calculated by or on behalf of FTSE International Limited or its affiliate, agent or partner, and with respect to the FTSE/JSE South Africa Capped Index, in conjunction with the JSE. The Licensor Parties do not accept any liability whatsoever to any person arising out of (a) the use of, reliance on or any error in the Underlying Index or (b) investment in or operation of the Fund. The Licensor Parties make no claim, prediction, warranty or representation either as to the results to be obtained from the Fund or the suitability of the Underlying Index for the purpose to which it is being put by Advisory Services.

## Franklin Templeton

Neither FTC, Advisory Services or any of their affiliates (together, “Franklin Templeton”) guarantee the accuracy and/or the completeness of the Underlying Indexes or any data included therein, and Franklin Templeton shall not have any liability for any errors, omissions or interruptions therein. Franklin Templeton does not make any warranty, express or implied, as to results to be obtained by the Funds, owners of the shares of the Funds or any other person or entity from the use of the Underlying Indexes or any data included therein. Franklin Templeton does not make any express or implied warranties, and expressly disclaims all warranties of merchantability or fitness for a particular purpose or use with respect to the Underlying Indexes or any data included therein. Without limiting any of the foregoing, in no event shall Franklin Templeton have any liability for any special, punitive, direct, indirect or consequential damages (including lost profits) arising out of matters relating to the use of the Underlying Indexes, even if notified of the possibility of such damages.

## Financial Highlights

The Financial Highlights present the Fund's financial performance for the past five years or since its inception. Certain information reflects financial results for a single Fund share. The total returns represent the rate that an investor would have earned or lost on an investment in the Fund assuming reinvestment of dividends and capital gains. This information has been audited by PricewaterhouseCoopers LLP, an independent registered public accounting firm, whose report, along with the Fund's financial statements, are included in the annual report, which is available upon request.

## Franklin FTSE Australia ETF

Year Ended March 31,

	2021	2020	2019	2018 <sup>a</sup>
Per share operating performance (for a share outstanding throughout the year)				
Net asset value, beginning of year	\$17.38	\$24.63	\$24.67	\$25.23
Income from investment operations <sup>b</sup> :				
Net investment income <sup>c</sup>	0.81	1.07	1.29	0.52
Net realized and unrealized gains (losses)	11.55	(7.18)	(0.37)	(1.03)
Total from investment operations	12.36	(6.11)	0.92	(0.51)
Less distributions from net investment income	(0.62)	(1.14)	(0.96)	(0.05)
<b>Net asset value, end of year</b>	<b>\$29.12</b>	<b>\$17.38</b>	<b>\$24.63</b>	<b>\$24.67</b>
Total return <sup>d</sup>	71.72%	(26.23)%	4.00%	(2.05)%
Ratios to average net assets <sup>e</sup>				
Total expenses	0.09%	0.09%	0.09%	0.09%
Net investment income	3.25%	4.28%	5.30%	4.96%
Supplemental data				
Net assets, end of year (000's)	\$23,295	\$7,820	\$7,389	\$2,467
Portfolio turnover rate <sup>f</sup>	6.98% <sup>g</sup>	8.16% <sup>g</sup>	4.56%	1.63%

a. For the period November 2, 2017 (commencement of operations) to March 31, 2018.

b. The amount shown for a share outstanding throughout the period may not correlate with the Statement of Operations in the annual report for the period due to the timing of sales and repurchases of Creation Unit Fund shares in relation to income earned and/or fluctuating fair value of the investments of the Fund.

c. Based on average daily shares outstanding.

d. Total return is not annualized for periods less than one year. Total return is calculated assuming an initial investment made at the net asset value at the beginning of the period, reinvestment of all dividends and distributions at net asset value during the period, and redemption at net asset value on the last day of the period.

e. Ratios are annualized for periods less than one year.

f. Portfolio turnover rate includes portfolio transactions that are executed as a result of the Fund offering and redeeming Creation Units solely for cash ("Cash creations").

g. Portfolio turnover rate excluding cash creations was as follows: 6.98% 8.16%

## Franklin FTSE Brazil ETF

Year Ended March 31,

	2021	2020	2019	2018 <sup>a</sup>
Per share operating performance (for a share outstanding throughout the year)				
Net asset value, beginning of year	\$14.46	\$25.72	\$27.87	\$24.37
Income from investment operations <sup>b</sup> :				
Net investment income <sup>c</sup>	0.46	1.07	0.80	0.50
Net realized and unrealized gains (losses)	6.31	(11.33)	(2.07)	3.11
Total from investment operations	6.77	(10.26)	(1.27)	3.61
Less distributions from net investment income	(0.53)	(1.00)	(0.88)	(0.11)
<b>Net asset value, end of year</b>	<b>\$20.70</b>	<b>\$14.46</b>	<b>\$25.72</b>	<b>\$27.87</b>
Total return <sup>d</sup>	46.83%	(41.69)%	(3.98)%	14.86%
Ratios to average net assets <sup>e</sup>				
Total expenses	0.19%	0.23%	0.19%	0.19%
Net investment income	2.43%	4.26%	3.37%	4.53%
Supplemental data				
Net assets, end of year (000's)	\$107,656	\$102,700	\$20,579	\$44,593
Portfolio turnover rate <sup>f</sup>	21.01% <sup>g</sup>	36.07% <sup>g</sup>	39.76%	4.79%

a. For the period November 3, 2017 (commencement of operations) to March 31, 2018.

b. The amount shown for a share outstanding throughout the period may not correlate with the Statement of Operations in the annual report for the period due to the timing of sales and repurchases of Creation Unit Fund shares in relation to income earned and/or fluctuating fair value of the investments of the Fund.

c. Based on average daily shares outstanding.

d. Total return is not annualized for periods less than one year. Total return is calculated assuming an initial investment made at the net asset value at the beginning of the period, reinvestment of all dividends and distributions at net asset value during the period, and redemption at net asset value on the last day of the period.

e. Ratios are annualized for periods less than one year, except for non-recurring expenses, if any.

f. Portfolio turnover rate includes portfolio transactions that are executed as a result of the Fund offering and redeeming Creation Units solely for cash ("Cash creations").

g. Portfolio turnover rate excluding cash creations was as follows: 9.31% 17.47%



## Franklin FTSE Canada ETF

Year Ended March 31,

	2021	2020	2019	2018 <sup>a</sup>
Per share operating performance (for a share outstanding throughout the year)				
Net asset value, beginning of year	\$19.50	\$24.13	\$23.77	\$24.80
Income from investment operations <sup>b</sup> :				
Net investment income <sup>c</sup>	0.75	0.69	0.67	0.24
Net realized and unrealized gains (losses)	10.63	(4.72)	0.33	(1.25)
Total from investment operations	11.38	(4.03)	1.00	(1.01)
Less distributions from net investment income	(0.68)	(0.60)	(0.64)	(0.02)
<b>Net asset value, end of year</b>	<b>\$30.20</b>	<b>\$19.50</b>	<b>\$24.13</b>	<b>\$23.77</b>
Total return <sup>d</sup>	59.10%	(17.25)%	4.48%	(4.06)%
Ratios to average net assets <sup>e</sup>				
Total expenses	0.09%	0.09%	0.09%	0.09%
Net investment income	2.88%	2.73%	2.79%	2.39%
Supplemental data				
Net assets, end of year (000's)	\$24,160	\$4,876	\$4,827	\$2,377
Portfolio turnover rate <sup>f</sup>	3.14% <sup>g</sup>	4.57% <sup>g</sup>	6.95%	1.26%

a. For the period November 2, 2017 (commencement of operations) to March 31, 2018.

b. The amount shown for a share outstanding throughout the period may not correlate with the Statement of Operations in the annual report for the period due to the timing of sales and repurchases of Creation Unit Fund shares in relation to income earned and/or fluctuating fair value of the investments of the Fund.

c. Based on average daily shares outstanding.

d. Total return is not annualized for periods less than one year. Total return is calculated assuming an initial investment made at the net asset value at the beginning of the period, reinvestment of all dividends and distributions at net asset value during the period, and redemption at net asset value on the last day of the period.

e. Ratios are annualized for periods less than one year.

f. Portfolio turnover rate includes portfolio transactions that are executed as a result of the Fund offering and redeeming Creation Units solely for cash ("Cash creations").

g. Portfolio turnover rate excluding cash creations was as follows: 3.14% 4.57%

## Franklin FTSE China ETF

Year Ended March 31,

	2021	2020	2019	2018 <sup>a</sup>
Per share operating performance (for a share outstanding throughout the year)				
Net asset value, beginning of year	\$22.19	\$24.01	\$25.99	\$24.95
Income from investment operations <sup>b</sup> :				
Net investment income (loss) <sup>c</sup>	0.32	0.45	0.40	(0.01)
Net realized and unrealized gains (losses)	9.56	(1.78)	(1.99)	1.05
Total from investment operations	9.88	(1.33)	(1.59)	1.04
Less distributions from net investment income	(0.29)	(0.49)	(0.39)	— <sup>d</sup>
<b>Net asset value, end of year</b>	<b>\$31.78</b>	<b>\$22.19</b>	<b>\$24.01</b>	<b>\$25.99</b>
Total return <sup>e</sup>	44.67%	(5.64)%	(5.94)%	4.17%
Ratios to average net assets <sup>f</sup>				
Expenses before waiver and payments by affiliates	0.19%	0.19%	0.19%	0.19%
Expenses net of waiver and payments by affiliates	0.19%	0.19%	—%	—%
Net investment income (loss)	1.06%	1.94%	1.70%	(0.12)%
Supplemental data				
Net assets, end of year (000's)	\$120,782	\$48,807	\$43,220	\$31,191
Portfolio turnover rate <sup>g</sup>	15.97% <sup>h</sup>	32.47% <sup>h</sup>	7.21%	2.71%

a. For the period November 2, 2017 (commencement of operations) to March 31, 2018.

b. The amount shown for a share outstanding throughout the period may not correlate with the Statement of Operations in the annual report for the period due to the timing of sales and repurchases of Creation Unit Fund shares in relation to income earned and/or fluctuating fair value of the investments of the Fund.

c. Based on average daily shares outstanding.

d. Amount rounds to less than \$0.01 per share.

e. Total return is not annualized for periods less than one year. Total return is calculated assuming an initial investment made at the net asset value at the beginning of the period, reinvestment of all dividends and distributions at net asset value during the period, and redemption at net asset value on the last day of the period.

f. Ratios are annualized for periods less than one year.

g. Portfolio turnover rate includes portfolio transactions that are executed as a result of the Fund offering and redeeming Creation Units solely for cash ("Cash creations").

h. Portfolio turnover rate excluding cash creations was as follows: 15.31% 32.47%

## Franklin FTSE France ETF

Year Ended March 31,

	2021	2020	2019	2018 <sup>a</sup>
Per share operating performance (for a share outstanding throughout the year)				
Net asset value, beginning of year	\$19.34	\$23.86	\$25.33	\$25.32
Income from investment operations <sup>b</sup> :				
Net investment income <sup>c</sup>	0.40	0.52	0.70	0.08
Net realized and unrealized gains (losses)	9.10	(4.47)	(1.48)	(0.01)
Total from investment operations	9.50	(3.95)	(0.78)	0.07
Less distributions from net investment income	(0.40)	(0.57)	(0.69)	(0.06)
<b>Net asset value, end of year</b>	<b>\$28.44</b>	<b>\$19.34</b>	<b>\$23.86</b>	<b>\$25.33</b>
Total return <sup>d</sup>	49.47%	(17.08)%	(3.07)%	0.26%
Ratios to average net assets <sup>e</sup>				
Total expenses	0.09%	0.09%	0.09%	0.09%
Net investment income	1.68%	2.14%	2.90%	0.78%
Supplemental data				
Net assets, end of year (000's)	\$7,111	\$8,702	\$2,386	\$2,533
Portfolio turnover rate <sup>f</sup>	4.56% <sup>g</sup>	2.60% <sup>g</sup>	5.80%	1.90%

a. For the period November 2, 2017 (commencement of operations) to March 31, 2018.

b. The amount shown for a share outstanding throughout the period may not correlate with the Statement of Operations in the annual report for the period due to the timing of sales and repurchases of Creation Unit Fund shares in relation to income earned and/or fluctuating fair value of the investments of the Fund.

c. Based on average daily shares outstanding.

d. Total return is not annualized for periods less than one year. Total return is calculated assuming an initial investment made at the net asset value at the beginning of the period, reinvestment of all dividends and distributions at net asset value during the period, and redemption at net asset value on the last day of the period.

e. Ratios are annualized for periods less than one year.

f. Portfolio turnover rate includes portfolio transactions that are executed as a result of the Fund offering and redeeming Creation Units solely for cash ("Cash creations").

g. Portfolio turnover rate excluding cash creations was as follows: 4.56% 2.60%

## Franklin FTSE Germany ETF

Year Ended March 31,

	2021	2020	2019	2018 <sup>a</sup>
Per share operating performance (for a share outstanding throughout the year)				
Net asset value, beginning of year	\$16.73	\$20.70	\$24.60	\$25.55
Income from investment operations <sup>b</sup> :				
Net investment income <sup>c</sup>	0.61	0.52	0.53	0.05
Net realized and unrealized gains (losses)	9.29	(3.92)	(3.83)	(1.00)
Total from investment operations	9.90	(3.40)	(3.30)	(0.95)
Less distributions from net investment income	(0.65)	(0.57)	(0.60)	—
<b>Net asset value, end of year</b>	<b>\$25.98</b>	<b>\$16.73</b>	<b>\$20.70</b>	<b>\$24.60</b>
Total return <sup>d</sup>	59.79%	(17.00)%	(13.72)%	(3.72)%
Ratios to average net assets <sup>e</sup>				
Total expenses	0.09%	0.09%	0.09%	0.09%
Net investment income	2.66%	2.46%	2.44%	0.52%
Supplemental data				
Net assets, end of year (000's)	\$9,093	\$4,182	\$4,140	\$2,460
Portfolio turnover rate <sup>f</sup>	5.79% <sup>g</sup>	5.74% <sup>g</sup>	10.75%	1.75%

a. For the period November 2, 2017 (commencement of operations) to March 31, 2018.

b. The amount shown for a share outstanding throughout the period may not correlate with the Statement of Operations in the annual report for the period due to the timing of sales and repurchases of Creation Unit Fund shares in relation to income earned and/or fluctuating fair value of the investments of the Fund.

c. Based on average daily shares outstanding.

d. Total return is not annualized for periods less than one year. Total return is calculated assuming an initial investment made at the net asset value at the beginning of the period, reinvestment of all dividends and distributions at net asset value during the period, and redemption at net asset value on the last day of the period.

e. Ratios are annualized for periods less than one year.

f. Portfolio turnover rate includes portfolio transactions that are executed as a result of the Fund offering and redeeming Creation Units solely for cash ("Cash creations").

g. Portfolio turnover rate excluding cash creations was as follows: 5.79% 5.74%

## Franklin FTSE Hong Kong ETF

Year Ended March 31,

	2021	2020	2019	2018 <sup>a</sup>
Per share operating performance (for a share outstanding throughout the year)				
Net asset value, beginning of year	\$20.58	\$26.82	\$26.17	\$25.30
Income from investment operations <sup>b</sup> :				
Net investment income <sup>c</sup>	0.72	0.77	0.66	0.16
Net realized and unrealized gains (losses)	7.61	(6.25)	0.59	0.78
Total from investment operations	8.33	(5.48)	1.25	0.94
Less distributions from net investment income	(0.81)	(0.76)	(0.60)	(0.07)
<b>Net asset value, end of year</b>	<b>\$28.10</b>	<b>\$20.58</b>	<b>\$26.82</b>	<b>\$26.17</b>
Total return <sup>d</sup>	41.14%	(20.90)%	4.97%	3.70%
Ratios to average net assets <sup>e</sup>				
Total expenses	0.09%	0.09%	0.09%	0.09%
Net investment income	2.99%	3.10%	2.67%	1.49%
Supplemental data				
Net assets, end of year (000's)	\$16,862	\$15,433	\$20,118	\$7,852
Portfolio turnover rate <sup>f</sup>	14.84% <sup>g</sup>	5.99% <sup>g</sup>	5.33%	0.93%

a. For the period November 2, 2017 (commencement of operations) to March 31, 2018.

b. The amount shown for a share outstanding throughout the period may not correlate with the Statement of Operations in the annual report for the period due to the timing of sales and repurchases of Creation Unit Fund shares in relation to income earned and/or fluctuating fair value of the investments of the Fund.

c. Based on average daily shares outstanding.

d. Total return is not annualized for periods less than one year. Total return is calculated assuming an initial investment made at the net asset value at the beginning of the period, reinvestment of all dividends and distributions at net asset value during the period, and redemption at net asset value on the last day of the period.

e. Ratios are annualized for periods less than one year.

f. Portfolio turnover rate includes portfolio transactions that are executed as a result of the Fund offering and redeeming Creation Units solely for cash ("Cash creations").

g. Portfolio turnover rate excluding cash creations was as follows: 14.84% 5.99%

## Franklin FTSE India ETF

Year Ended March 31,

	2021	2020	2019	2018 <sup>a</sup>
Per share operating performance (for a share outstanding throughout the year)				
Net asset value, beginning of year	\$15.98	\$23.36	\$22.74	\$23.72
Income from investment operations <sup>b</sup> :				
Net investment income <sup>c</sup>	0.20	0.26	0.29	0.09
Net realized and unrealized gains (losses)	11.70	(7.43)	0.53	(1.07)
Total from investment operations	11.90	(7.17)	0.82	(0.98)
Less distributions from net investment income	(0.18)	(0.21)	(0.20)	—
<b>Net asset value, end of year</b>	<b>\$27.70</b>	<b>\$15.98</b>	<b>\$23.36</b>	<b>\$22.74</b>
Total return <sup>d</sup>	74.87%	(30.98)%	3.66%	(4.13)%
Ratios to average net assets <sup>e</sup>				
Total expenses	0.19%	0.19%	0.19%	0.19%
Net investment income	0.89%	1.20%	1.33%	2.78%
Supplemental data				
Net assets, end of year (000's)	\$23,544	\$8,790	\$7,007	\$2,274
Portfolio turnover rate <sup>f</sup>	23.48% <sup>g</sup>	36.55% <sup>g</sup>	8.03%	1.59%

a. For the period February 6, 2018 (commencement of operations) to March 31, 2018.

b. The amount shown for a share outstanding throughout the period may not correlate with the Statement of Operations in the annual report for the period due to the timing of sales and repurchases of Creation Unit Fund shares in relation to income earned and/or fluctuating fair value of the investments of the Fund.

c. Based on average daily shares outstanding.

d. Total return is not annualized for periods less than one year. Total return is calculated assuming an initial investment made at the net asset value at the beginning of the period, reinvestment of all dividends and distributions at net asset value during the period, and redemption at net asset value on the last day of the period.

e. Ratios are annualized for periods less than one year.

f. Portfolio turnover rate includes portfolio transactions that are executed as a result of the Fund offering and redeeming Creation Units solely for cash ("Cash creations").

g. Portfolio turnover rate excluding cash creations was as follows: 16.91% 6.83%

## Franklin FTSE Italy ETF

Year Ended March 31,

	2021	2020	2019	2018 <sup>a</sup>
Per share operating performance (for a share outstanding throughout the year)				
Net asset value, beginning of year	\$17.61	\$23.13	\$26.27	\$25.51
Income from investment operations <sup>b</sup> :				
Net investment income <sup>c</sup>	0.67	0.90	0.46	0.11
Net realized and unrealized gains (losses)	8.80	(5.52)	(2.99)	0.70
Total from investment operations	9.47	(4.62)	(2.53)	0.81
Less distributions from net investment income	(0.58)	(0.90)	(0.61)	(0.05)
<b>Net asset value, end of year</b>	<b>\$26.50</b>	<b>\$17.61</b>	<b>\$23.13</b>	<b>\$26.27</b>
Total return <sup>d</sup>	54.64%	(20.84)%	(9.67)%	3.19%
Ratios to average net assets <sup>e</sup>				
Total expenses	0.09%	0.09%	0.09%	0.09%
Net investment income	3.04%	3.85%	2.05%	1.01%
Supplemental data				
Net assets, end of year (000's)	\$3,974	\$2,641	\$10,410	\$2,627
Portfolio turnover rate <sup>f</sup>	17.45% <sup>g</sup>	9.89% <sup>g</sup>	16.67%	3.09%

a. For the period November 2, 2017 (commencement of operations) to March 31, 2018.

b. The amount shown for a share outstanding throughout the period may not correlate with the Statement of Operations in the annual report for the period due to the timing of sales and repurchases of Creation Unit Fund shares in relation to income earned and/or fluctuating fair value of the investments of the Fund.

c. Based on average daily shares outstanding.

d. Total return is not annualized for periods less than one year. Total return is calculated assuming an initial investment made at the net asset value at the beginning of the period, reinvestment of all dividends and distributions at net asset value during the period, and redemption at net asset value on the last day of the period.

e. Ratios are annualized for periods less than one year.

f. Portfolio turnover rate includes portfolio transactions that are executed as a result of the Fund offering and redeeming Creation Units solely for cash ("Cash creations").

g. Portfolio turnover rate excluding cash creations was as follows: 17.45% 9.89%

## Franklin FTSE Japan ETF

Year Ended March 31,

	2021	2020	2019	2018 <sup>a</sup>
Per share operating performance (for a share outstanding throughout the year)				
Net asset value, beginning of year	\$21.93	\$24.18	\$26.69	\$25.91
Income from investment operations <sup>b</sup> :				
Net investment income <sup>c</sup>	0.53	0.56	0.59	0.44
Net realized and unrealized gains (losses)	8.24	(2.22)	(2.76)	0.37
Total from investment operations	8.77	(1.66)	(2.17)	0.81
Less distributions from net investment income	(0.45)	(0.59)	(0.34)	(0.03)
<b>Net asset value, end of year</b>	<b>\$30.25</b>	<b>\$21.93</b>	<b>\$24.18</b>	<b>\$26.69</b>
Total return <sup>d</sup>	40.23%	(7.15)%	(8.10)%	3.11%
Ratios to average net assets <sup>e</sup>				
Expenses before waiver and payments by affiliates	0.09%	0.09%	0.09%	0.09%
Expenses net of waiver and payments by affiliates	0.09%	0.09%	0.09%	—%
Net investment income	1.98%	2.30%	2.39%	4.07%
Supplemental data				
Net assets, end of year (000's)	\$598,934	\$315,851	\$290,205	\$96,082
Portfolio turnover rate <sup>f</sup>	5.76% <sup>g</sup>	4.59% <sup>g</sup>	4.35%	0.93%

a. For the period November 2, 2017 (commencement of operations) to March 31, 2018.

b. The amount shown for a share outstanding throughout the period may not correlate with the Statement of Operations in the annual report for the period due to the timing of sales and repurchases of Creation Unit Fund shares in relation to income earned and/or fluctuating fair value of the investments of the Fund.

c. Based on average daily shares outstanding.

d. Total return is not annualized for periods less than one year. Total return is calculated assuming an initial investment made at the net asset value at the beginning of the period, reinvestment of all dividends and distributions at net asset value during the period, and redemption at net asset value on the last day of the period.

e. Ratios are annualized for periods less than one year.

f. Portfolio turnover rate includes portfolio transactions that are executed as a result of the Fund offering and redeeming Creation Units solely for cash ("Cash creations").

g. Portfolio turnover rate excluding cash creations was as follows: 5.76% 4.51%



## Franklin FTSE Latin America ETF

Year Ended March 31,

	2021	2020	2019 <sup>a</sup>
Per share operating performance (for a share outstanding throughout the year)			
Net asset value, beginning of year	\$15.20	\$26.41	\$26.17
Income from investment operations <sup>b</sup> :			
Net investment income <sup>c</sup>	0.57	0.77	0.38
Net realized and unrealized gains (losses)	7.13	(11.08)	(0.02)
Total from investment operations	7.70	(10.31)	0.36
Less distributions from net investment income	(0.50)	(0.90)	(0.12)
<b>Net asset value, end of year</b>	<b>\$22.40</b>	<b>\$15.20</b>	<b>\$26.41</b>
Total return <sup>d</sup>	50.80%	(40.49)%	1.42%
Ratios to average net assets <sup>e</sup>			
Total expenses	0.19%	0.21%	0.19%
Net investment income	2.86%	2.97%	3.08%
Supplemental data			
Net assets, end of year (000's)	\$4,480	\$1,520	\$2,641
Portfolio turnover rate <sup>f</sup>	10.21% <sup>g</sup>	12.74% <sup>g</sup>	4.08%

a. For the period October 9, 2018 (commencement of operations) to March 31, 2019.

b. The amount shown for a share outstanding throughout the period may not correlate with the Statement of Operations in the annual report for the period due to the timing of sales and repurchases of Creation Unit Fund shares in relation to income earned and/or fluctuating fair value of the investments of the Fund.

c. Based on average daily shares outstanding.

d. Total return is not annualized for periods less than one year. Total return is calculated assuming an initial investment made at the net asset value at the beginning of the period, reinvestment of all dividends and distributions at net asset value during the period, and redemption at net asset value on the last day of the period.

e. Ratios are annualized for periods less than one year.

f. Portfolio turnover rate includes portfolio transactions that are executed as a result of the Fund offering and redeeming Creation Units solely for cash ("Cash creations").

g. Portfolio turnover rate excluding cash creation was as follows: 10.21% 12.74%

## Franklin FTSE Mexico ETF

Year Ended March 31,

	2021	2020	2019	2018 <sup>a</sup>
Per share operating performance (for a share outstanding throughout the year)				
Net asset value, beginning of year	\$14.35	\$22.11	\$24.98	\$24.90
Income from investment operations <sup>b</sup> :				
Net investment income <sup>c</sup>	0.33	0.64	0.51	0.12
Net realized and unrealized gains (losses)	7.78	(7.73)	(2.86)	0.04
Total from investment operations	8.11	(7.09)	(2.35)	0.16
Less distributions from net investment income	(0.32)	(0.67)	(0.52)	(0.08)
<b>Net asset value, end of year</b>	<b>\$22.14</b>	<b>\$14.35</b>	<b>\$22.11</b>	<b>\$24.98</b>
Total return <sup>d</sup>	56.94%	(33.13)%	(9.28)%	0.63%
Ratios to average net assets <sup>e</sup>				
Total expenses	0.19%	0.19%	0.19%	0.19%
Net investment income	1.80%	2.93%	2.21%	1.18%
Supplemental data				
Net assets, end of year (000's)	\$5,536	\$2,871	\$4,422	\$2,498
Portfolio turnover rate <sup>f</sup>	18.32% <sup>g</sup>	19.32% <sup>g</sup>	10.31%	9.64%

a. For the period November 3, 2017 (commencement of operations) to March 31, 2018.

b. The amount shown for a share outstanding throughout the period may not correlate with the Statement of Operations in the annual report for the period due to the timing of sales and repurchases of Creation Unit Fund shares in relation to income earned and/or fluctuating fair value of the investments of the Fund.

c. Based on average daily shares outstanding.

d. Total return is not annualized for periods less than one year. Total return is calculated assuming an initial investment made at the net asset value at the beginning of the period, reinvestment of all dividends and distributions at net asset value during the period, and redemption at net asset value on the last day of the period.

e. Ratios are annualized for periods less than one year.

f. Portfolio turnover rate includes portfolio transactions that are executed as a result of the Fund offering and redeeming Creation Units solely for cash ("Cash creations").

g. Portfolio turnover rate excluding cash creations was as follows: 18.32% 19.32%

## Franklin FTSE Russia ETF

Year Ended March 31,

	2021	2020	2019	2018 <sup>a</sup>
Per share operating performance (for a share outstanding throughout the year)				
Net asset value, beginning of year	\$18.91	\$23.37	\$24.24	\$23.90
Income from investment operations <sup>b</sup> :				
Net investment income (loss) <sup>c</sup>	1.41	1.73	1.03	(0.00) <sup>d</sup>
Net realized and unrealized gains (losses)	8.34	(4.44)	(1.26)	0.34
Total from investment operations	9.75	(2.71)	(0.23)	0.34
Less distributions from net investment income	(1.68)	(1.75)	(0.64)	—
<b>Net asset value, end of year</b>	<b>\$26.98</b>	<b>\$18.91</b>	<b>\$23.37</b>	<b>\$24.24</b>
Total return <sup>e</sup>	52.27%	(13.90)%	(0.63)%	1.42%
Ratios to average net assets <sup>f</sup>				
Expenses before waiver and payments by affiliates	0.19%	0.19%	0.19%	0.19%
Expenses net of waiver and payments by affiliates	0.19%	0.19%	—%	—%
Net investment income (loss)	6.02%	6.49%	4.57%	(0.13)%
Supplemental data				
Net assets, end of year (000's)	\$10,794	\$13,240	\$11,683	\$2,424
Portfolio turnover rate <sup>g</sup>	18.82% <sup>h</sup>	15.74% <sup>h</sup>	31.57%	7.58%

a. For the period February 6, 2018 (commencement of operations) to March 31, 2018.

b. The amount shown for a share outstanding throughout the period may not correlate with the Statement of Operations in the annual report for the period due to the timing of sales and repurchases of Creation Unit Fund shares in relation to income earned and/or fluctuating fair value of the investments of the Fund.

c. Based on average daily shares outstanding.

d. Amount rounds to less than \$0.01 per share.

e. Total return is not annualized for periods less than one year. Total return is calculated assuming an initial investment made at the net asset value at the beginning of the period, reinvestment of all dividends and distributions at net asset value during the period, and redemption at net asset value on the last day of the period.

f. Ratios are annualized for periods less than one year.

g. Portfolio turnover rate includes portfolio transactions that are executed as a result of the Fund offering and redeeming Creation Units solely for cash ("Cash creations").

h. Portfolio turnover rate excluding cash creations was as follows: 18.82% 15.74%

## Franklin FTSE Saudi Arabia ETF

Year Ended March 31,

	2021	2020	2019 <sup>a</sup>
Per share operating performance (for a share outstanding throughout the year)			
Net asset value, beginning of year	\$20.15	\$27.89	\$24.71
Income from investment operations <sup>b</sup> :			
Net investment income <sup>c</sup>	0.52	0.89	0.11
Net realized and unrealized gains (losses)	10.23	(7.80)	3.07
Total from investment operations	10.75	(6.91)	3.18
Less distributions from net investment income	(0.57)	(0.83)	—
<b>Net asset value, end of year</b>	<b>\$30.33</b>	<b>\$20.15</b>	<b>\$27.89</b>
Total return <sup>d</sup>	54.12%	(25.51)%	12.87%
Ratios to average net assets <sup>e</sup>			
Total expenses	0.39%	0.39%	0.39%
Net investment income	2.11%	3.46%	0.93%
Supplemental data			
Net assets, end of year (000's)	\$ 3,033	\$ 2,015	\$ 2,789
Portfolio turnover rate <sup>f</sup>	16.74% <sup>g</sup>	32.37% <sup>g</sup>	12.41%

a. For the period October 9, 2018 (commencement of operations) to March 31, 2019.

b. The amount shown for a share outstanding throughout the period may not correlate with the Statement of Operations in the annual report for the period due to the timing of sales and repurchases of Creation Unit Fund shares in relation to income earned and/or fluctuating fair value of the investments of the Fund.

c. Based on average daily shares outstanding.

d. Total return is not annualized for periods less than one year. Total return is calculated assuming an initial investment made at the net asset value at the beginning of the period, reinvestment of all dividends and distributions at net asset value during the period, and redemption at net asset value on the last day of the period.

e. Ratios are annualized for periods less than one year.

f. Portfolio turnover rate includes portfolio transactions that are executed as a result of the Fund offering and redeeming Creation Units solely for cash ("Cash creations").

g. Portfolio turnover rate excluding cash creations was as follows: 16.74% 32.37%

## Franklin FTSE South Africa ETF

Year Ended March 31,

	2021	2020	2019 <sup>a</sup>
Per share operating performance (for a share outstanding throughout the year)			
Net asset value, beginning of year	\$14.81	\$26.62	\$24.42
Income from investment operations <sup>b</sup> :			
Net investment income <sup>c</sup>	1.03	2.65	0.22
Net realized and unrealized gains (losses)	11.33	(11.76)	2.04
Total from investment operations	12.36	(9.11)	2.26
Less distributions from net investment income	(0.95)	(2.70)	(0.06)
<b>Net asset value, end of year</b>	<b>\$26.22</b>	<b>\$14.81</b>	<b>\$26.62</b>
Total return <sup>d</sup>	85.24%	(38.46)%	9.26%
Ratios to average net assets <sup>e</sup>			
Total expenses	0.19%	0.19%	0.19%
Net investment income	4.94%	10.42%	1.75%
Supplemental data			
Net assets, end of year (000's)	\$2,622	\$1,481	\$2,662
Portfolio turnover rate <sup>f</sup>	11.08% <sup>g</sup>	21.44% <sup>g</sup>	7.12%

a. For the period October 10, 2018 (commencement of operations) to March 31, 2019.

b. The amount shown for a share outstanding throughout the period may not correlate with the Statement of Operations in the annual report for the period due to the timing of sales and repurchases of Creation Unit Fund shares in relation to income earned and/or fluctuating fair value of the investments of the Fund.

c. Based on average daily shares outstanding.

d. Total return is not annualized for periods less than one year. Total return is calculated assuming an initial investment made at the net asset value at the beginning of the period, reinvestment of all dividends and distributions at net asset value during the period, and redemption at net asset value on the last day of the period.

e. Ratios are annualized for periods less than one year.

f. Portfolio turnover rate includes portfolio transactions that are executed as a result of the Fund offering and redeeming Creation Units solely for cash ("Cash creations").

g. Portfolio turnover rate excluding cash creations was as follows: 11.08% 21.44%

## Franklin FTSE South Korea ETF

Year Ended March 31,

	2021	2020	2019	2018 <sup>a</sup>
Per share operating performance (for a share outstanding throughout the year)				
Net asset value, beginning of year	\$16.52	\$21.19	\$25.98	\$25.75
Income from investment operations <sup>b</sup> :				
Net investment income <sup>c</sup>	0.54	0.36	0.40	0.10
Net realized and unrealized gains (losses)	14.72	(4.58)	(4.81)	0.40
Total from investment operations	15.26	(4.22)	(4.41)	0.50
Less distributions from net investment income	(0.30)	(0.45)	(0.38)	(0.27)
<b>Net asset value, end of year</b>	<b>\$31.48</b>	<b>\$16.52</b>	<b>\$21.19</b>	<b>\$25.98</b>
Total return <sup>d</sup>	92.55%	(20.24)%	(16.92)%	1.95%
Ratios to average net assets <sup>e</sup>				
Expenses before waiver and payments by affiliates	0.09%	0.09%	0.09%	0.09%
Expenses net of waiver and payments by affiliates	0.09%	0.09%	0.09%	—%
Net investment income	2.07%	1.78%	1.74%	0.94%
Supplemental data				
Net assets, end of year (000's)	\$62,966	\$11,562	\$16,948	\$25,981
Portfolio turnover rate <sup>f</sup>	8.65% <sup>g</sup>	21.72% <sup>g</sup>	5.21%	3.85%

a. For the period November 2, 2017 (commencement of operations) to March 31, 2018.

b. The amount shown for a share outstanding throughout the period may not correlate with the Statement of Operations in the annual report for the period due to the timing of sales and repurchases of Creation Unit Fund shares in relation to income earned and/or fluctuating fair value of the investments of the Fund.

c. Based on average daily shares outstanding.

d. Total return is not annualized for periods less than one year. Total return is calculated assuming an initial investment made at the net asset value at the beginning of the period, reinvestment of all dividends and distributions at net asset value during the period, and redemption at net asset value on the last day of the period.

e. Ratios are annualized for periods less than one year.

f. Portfolio turnover rate includes portfolio transactions that are executed as a result of the Fund offering and redeeming Creation Units solely for cash ("Cash creations").

g. Portfolio turnover rate excluding cash creations was as follows: 8.65% 8.02%

## Franklin FTSE Switzerland ETF

Year Ended March 31,

	2021	2020	2019	2018 <sup>a</sup>
Per share operating performance (for a share outstanding throughout the year)				
Net asset value, beginning of year	\$24.44	\$23.86	\$23.11	\$23.56
Income from investment operations <sup>b</sup> :				
Net investment income <sup>c</sup>	0.88	1.06	0.53	0.22
Net realized and unrealized gains (losses)	5.74	(0.16)	0.83	(0.67)
Total from investment operations	6.62	0.90	1.36	(0.45)
Less distributions from net investment income	(0.70)	(0.32)	(0.61)	—
<b>Net asset value, end of year</b>	<b>\$30.36</b>	<b>\$24.44</b>	<b>\$23.86</b>	<b>\$23.11</b>
Total return <sup>d</sup>	27.54%	3.70%	6.13%	(1.91)%
Ratios to average net assets <sup>e</sup>				
Total expenses	0.09%	0.09%	0.09%	0.09%
Net investment income	3.13%	4.12%	2.35%	6.54%
Supplemental data				
Net assets, end of year (000's)	\$48,570	\$34,213	\$2,386	\$2,311
Portfolio turnover rate <sup>f</sup>	12.59% <sup>g</sup>	16.25% <sup>g</sup>	14.06%	2.72%

a. For the period February 6, 2018 (commencement of operations) to March 31, 2018.

b. The amount shown for a share outstanding throughout the period may not correlate with the Statement of Operations in the annual report for the period due to the timing of sales and repurchases of Creation Unit Fund shares in relation to income earned and/or fluctuating fair value of the investments of the Fund.

c. Based on average daily shares outstanding.

d. Total return is not annualized for periods less than one year. Total return is calculated assuming an initial investment made at the net asset value at the beginning of the period, reinvestment of all dividends and distributions at net asset value during the period, and redemption at net asset value on the last day of the period.

e. Ratios are annualized for periods less than one year.

f. Portfolio turnover rate includes portfolio transactions that are executed as a result of the Fund offering and redeeming Creation Units solely for cash ("Cash creations").

g. Portfolio turnover rate excluding cash creations was as follows: 12.59% 16.25%

## Franklin FTSE Taiwan ETF

Year Ended March 31,

	2021	2020	2019	2018 <sup>a</sup>
Per share operating performance (for a share outstanding throughout the year)				
Net asset value, beginning of year	\$23.18	\$24.72	\$26.34	\$25.59
Income from investment operations <sup>b</sup> :				
Net investment income (loss) <sup>c</sup>	0.74	0.89	0.47	(0.02)
Net realized and unrealized gains (losses)	17.99	(1.56)	(1.85)	0.77
Total from investment operations	18.73	(0.67)	(1.38)	0.75
Less distributions from net investment income	(0.79)	(0.87)	(0.24)	(—) <sup>d</sup>
<b>Net asset value, end of year</b>	<b>\$41.12</b>	<b>\$23.18</b>	<b>\$24.72</b>	<b>\$26.34</b>
Total return <sup>e</sup>	81.35%	(3.29)%	(5.15)%	2.93%
Ratios to average net assets <sup>f</sup>				
Total expenses	0.19%	0.19%	0.19%	0.19%
Net investment income (loss)	2.24%	3.39%	1.96%	(0.19)%
Supplemental data				
Net assets, end of year (000's)	\$32,897	\$13,906	\$14,834	\$5,268
Portfolio turnover rate <sup>g</sup>	10.63% <sup>h</sup>	12.57% <sup>h</sup>	8.71%	3.63%

a. For the period November 2, 2017 (commencement of operations) to March 31, 2018.

b. The amount shown for a share outstanding throughout the period may not correlate with the Statement of Operations in the annual report for the period due to the timing of sales and repurchases of Creation Unit Fund shares in relation to income earned and/or fluctuating fair value of the investments of the Fund.

c. Based on average daily shares outstanding.

d. Amount rounds to less than \$0.001 per share.

e. Total return is not annualized for periods less than one year. Total return is calculated assuming an initial investment made at the net asset value at the beginning of the period, reinvestment of all dividends and distributions at net asset value during the period, and redemption at net asset value on the last day of the period.

f. Ratios are annualized for periods less than one year.

g. Portfolio turnover rate includes portfolio transactions that are executed as a result of the Fund offering and redeeming Creation Units solely for cash ("Cash creations").

h. Portfolio turnover rate excluding cash creations was as follows: 10.63% 12.57%



## Franklin FTSE United Kingdom ETF

Year Ended March 31,

	2021	2020	2019	2018 <sup>a</sup>
Per share operating performance (for a share outstanding throughout the year)				
Net asset value, beginning of year	\$17.92	\$24.23	\$25.23	\$24.89
Income from investment operations <sup>b</sup> :				
Net investment income <sup>c</sup>	0.84	1.08	1.05	0.38
Net realized and unrealized gains (losses)	5.62	(6.30)	(1.21)	0.07
Total from investment operations	6.46	(5.22)	(0.16)	0.45
Less distributions from net investment income	(0.60)	(1.09)	(0.84)	(0.11)
<b>Net asset value, end of year</b>	<b>\$23.78</b>	<b>\$17.92</b>	<b>\$24.23</b>	<b>\$25.23</b>
Total return <sup>d</sup>	36.19%	(22.42)%	(0.51)%	1.80%
Ratios to average net assets <sup>e</sup>				
Expenses before waiver and payments by affiliates	0.09%	0.09%	0.09%	0.09%
Expenses net of waiver and payments by affiliates	0.09%	0.09%	0.09%	0.09%
Net investment income	3.98%	4.84%	4.46%	3.68%
Supplemental data				
Net assets, end of year (000's)	\$205,673	\$89,624	\$29,076	\$2,523
Portfolio turnover rate <sup>f</sup>	7.26% <sup>g</sup>	4.41% <sup>g</sup>	10.10%	1.61%

a. For the period November 2, 2017 (commencement of operations) to March 31, 2018.

b. The amount shown for a share outstanding throughout the period may not correlate with the Statement of Operations in the annual report for the period due to the timing of sales and repurchases of Creation Unit Fund shares in relation to income earned and/or fluctuating fair value of the investments of the Fund.

c. Based on average daily shares outstanding.

d. Total return is not annualized for periods less than one year. Total return is calculated assuming an initial investment made at the net asset value at the beginning of the period, reinvestment of all dividends and distributions at net asset value during the period, and redemption at net asset value on the last day of the period.

e. Ratios are annualized for periods less than one year, except for non-recurring expenses, if any.

f. Portfolio turnover rate includes portfolio transactions that are executed as a result of the Fund offering and redeeming Creation Units solely for cash ("Cash creations").

g. Portfolio turnover rate excluding cash creations was as follows: 7.26% 4.41%

## Franklin FTSE Asia ex Japan ETF

Year Ended March 31,

	2021	2020	2019	2018 <sup>a</sup>
Per share operating performance (for a share outstanding throughout the year)				
Net asset value, beginning of year	\$18.39	\$21.86	\$23.63	\$23.64
Income from investment operations <sup>b</sup> :				
Net investment income <sup>c</sup>	0.44	0.49	0.51	0.04
Net realized and unrealized gains (losses)	10.21	(3.46)	(1.82)	(0.05)
Total from investment operations	10.65	(2.97)	(1.31)	(0.01)
Less distributions from net investment income	(0.44)	(0.50)	(0.46)	—
<b>Net asset value, end of year</b>	<b>\$28.60</b>	<b>\$18.39</b>	<b>\$21.86</b>	<b>\$23.63</b>
Total return <sup>d</sup>	58.16%	(13.88)%	(5.34)%	(0.04)%
Ratios to average net assets <sup>e</sup>				
Expenses before waiver and payments by affiliates	0.19%	0.19%	0.19%	0.19%
Expenses net of waiver and payments by affiliates	0.19%	0.19%	—%	—%
Net investment income	1.78%	2.32%	2.34%	1.06%
Supplemental data				
Net assets, end of year (000's)	\$34,317	\$14,712	\$17,488	\$9,451
Portfolio turnover rate <sup>f</sup>	11.64% <sup>g</sup>	11.42% <sup>g</sup>	7.11%	0.96%

a. For the period February 6, 2018 (commencement of operations) to March 31, 2018.

b. The amount shown for a share outstanding throughout the period may not correlate with the Statement of Operations in the annual report for the period due to the timing of sales and repurchases of Creation Unit Fund shares in relation to income earned and/or fluctuating fair value of the investments of the Fund.

c. Based on average daily shares outstanding.

d. Total return is not annualized for periods less than one year. Total return is calculated assuming an initial investment made at the net asset value at the beginning of the period, reinvestment of all dividends and distributions at net asset value during the period, and redemption at net asset value on the last day of the period.

e. Ratios are annualized for periods less than one year.

f. Portfolio turnover rate includes portfolio transactions that are executed as a result of the Fund offering and redeeming Creation Units solely for cash ("Cash creations").

g. Portfolio turnover rate excluding cash creations was as follows: 11.45% 11.42%

## Franklin FTSE Europe ETF

Year Ended March 31,

	2021	2020	2019	2018 <sup>a</sup>
Per share operating performance (for a share outstanding throughout the year)				
Net asset value, beginning of year	\$19.03	\$23.24	\$24.98	\$25.05
Income from investment operations <sup>b</sup> :				
Net investment income <sup>c</sup>	0.60	0.76	0.86	0.24
Net realized and unrealized gains (losses)	8.14	(4.21)	(1.79)	(0.30)
Total from investment operations	8.74	(3.45)	(0.93)	(0.06)
Less distributions from net investment income	(0.49)	(0.76)	(0.81)	(0.01)
<b>Net asset value, end of year</b>	<b>\$27.28</b>	<b>\$19.03</b>	<b>\$23.24</b>	<b>\$24.98</b>
Total return <sup>d</sup>	46.23%	(15.44)%	(3.69)%	(0.26)%
Ratios to average net assets <sup>e</sup>				
Expenses before waiver and payments by affiliates	0.09%	0.09%	0.09%	0.09%
Expenses net of waiver and payments by affiliates	0.09%	0.09%	—%	—%
Net investment income	2.53%	3.23%	3.61%	2.35%
Supplemental data				
Net assets, end of year (000's)	\$229,126	\$91,356	\$74,359	\$104,911
Portfolio turnover rate <sup>f</sup>	5.00% <sup>g</sup>	4.47% <sup>g</sup>	5.81%	0.96%

a. For the period November 2, 2017 (commencement of operations) to March 31, 2018.

b. The amount shown for a share outstanding throughout the period may not correlate with the Statement of Operations in the annual report for the period due to the timing of sales and repurchases of Creation Unit Fund shares in relation to income earned and/or fluctuating fair value of the investments of the Fund.

c. Based on average daily shares outstanding.

d. Total return is not annualized for periods less than one year. Total return is calculated assuming an initial investment made at the net asset value at the beginning of the period, reinvestment of all dividends and distributions at net asset value during the period, and redemption at net asset value on the last day of the period.

e. Ratios are annualized for periods less than one year.

f. Portfolio turnover rate includes portfolio transactions that are executed as a result of the Fund offering and redeeming Creation Units solely for cash ("Cash creations").

g. Portfolio turnover rate excluding cash creations was as follows: 4.92% 4.47%

## Franklin FTSE Europe Hedged ETF

Year Ended March 31,

	2021	2020	2019	2018 <sup>a</sup>
Per share operating performance (for a share outstanding throughout the year)				
Net asset value, beginning of year	\$19.15	\$22.81	\$23.88	\$25.05
Income from investment operations <sup>b</sup> :				
Net investment income <sup>c</sup>	0.59	0.73	0.79	0.25
Net realized and unrealized gains (losses)	6.45	(2.92)	0.62	(1.40)
Total from investment operations	7.04	(2.19)	1.41	(1.15)
Less distributions from:				
Net investment income	(0.47)	(1.47)	(0.38)	(0.02)
Net realized gains	—	—	(2.10)	— <sup>d</sup>
Total distributions	(0.47)	(1.47)	(2.48)	(0.02)
<b>Net asset value, end of year</b>	<b>\$25.72</b>	<b>\$19.15</b>	<b>\$22.81</b>	<b>\$23.88</b>
Total return <sup>e</sup>	36.92%	(10.67)%	6.98%	(4.61)%
Ratios to average net assets <sup>f</sup>				
Expenses before waiver and payments by affiliates	0.09%	0.09%	0.09%	0.09%
Expenses net of waiver and payments by affiliates	0.09%	0.09%	0.09%	—%
Net investment income	2.58%	3.10%	3.28%	2.47%
Supplemental data				
Net assets, end of year (000's)	\$15,429	\$3,831	\$4,563	\$33,428
Portfolio turnover rate <sup>g</sup>	12.87% <sup>h</sup>	14.81% <sup>h</sup>	26.81%	5.33%

a. For the period November 2, 2017 (commencement of operations) to March 31, 2018.

b. The amount shown for a share outstanding throughout the period may not correlate with the Statement of Operations in the annual report for the period due to the timing of sales and repurchases of Creation Unit Fund shares in relation to income earned and/or fluctuating fair value of the investments of the Fund.

c. Based on average daily shares outstanding.

d. Amount rounds to less than \$0.001 per share.

e. Total return is not annualized for periods less than one year. Total return is calculated assuming an initial investment made at the net asset value at the beginning of the period, reinvestment of all dividends and distributions at net asset value during the period, and redemption at net asset value on the last day of the period.

f. Ratios are annualized for periods less than one year.

g. Portfolio turnover rate includes portfolio transactions that are executed as a result of the Fund offering and redeeming Creation Units solely for cash ("Cash creations").

h. Portfolio turnover rate excluding cash creations was as follows: 12.87% 14.81%

## Franklin FTSE Japan Hedged ETF

Year Ended March 31,

	2021	2020	2019	2018 <sup>a</sup>
Per share operating performance (for a share outstanding throughout the year)				
Net asset value, beginning of year	\$21.35	\$23.12	\$25.11	\$25.91
Income from investment operations <sup>b</sup> :				
Net investment income <sup>c</sup>	0.88	0.38	0.38	0.32
Net realized and unrealized gains (losses)	8.47	(2.15)	(1.11)	(1.11)
Total from investment operations	9.35	(1.77)	(0.73)	(0.79)
Less distributions from:				
Net investment income	—	—	(0.01)	(0.01)
Net realized gains	—	—	(1.25)	— <sup>d</sup>
Total distributions	—	—	(1.26)	(0.01)
<b>Net asset value, end of year</b>	<b>\$30.70</b>	<b>\$21.35</b>	<b>\$23.12</b>	<b>\$25.11</b>
Total return <sup>e</sup>	43.84%	(7.66)%	(2.59)%	(3.04)%
Ratios to average net assets <sup>f</sup>				
Expenses before waiver and payments by affiliates	0.09%	0.09%	0.09%	0.09%
Expenses net of waiver and payments by affiliates	0.09%	0.09%	0.09%	—%
Net investment income	3.29%	1.59%	1.51%	3.10%
Supplemental data				
Net assets, end of year (000's)	\$24,563	\$4,269	\$13,870	\$45,197
Portfolio turnover rate <sup>g</sup>	6.31% <sup>h</sup>	10.06% <sup>h</sup>	19.78%	1.92%

a. For the period November 2, 2017 (commencement of operations) to March 31, 2018.

b. The amount shown for a share outstanding throughout the period may not correlate with the Statement of Operations in the annual report for the period due to the timing of sales and repurchases of Creation Unit Fund shares in relation to income earned and/or fluctuating fair value of the investments of the Fund.

c. Based on average daily shares outstanding.

d. Amount rounds to less than \$0.001 per share.

e. Total return is not annualized for periods less than one year. Total return is calculated assuming an initial investment made at the net asset value at the beginning of the period, reinvestment of all dividends and distributions at net asset value during the period, and redemption at net asset value on the last day of the period.

f. Ratios are annualized for periods less than one year, except for non-recurring expenses, if any.

g. Portfolio turnover rate includes portfolio transactions that are executed as a result of the Fund offering and redeeming Creation Units solely for cash ("Cash creations").

h. Portfolio turnover rate excluding cash creations was as follows: 6.31% 10.06%

## Shareholder Information

### Buying and Selling Shares

Shares of the Fund may be acquired or redeemed directly from the Fund only in Creation Units or multiples thereof, as discussed in the Creations and Redemptions section of this prospectus. Only an Authorized Participant may engage in creation or redemption transactions directly with the Fund. Once created, shares of the Fund generally trade in the secondary market in amounts less than a Creation Unit.

Shares of the Fund are listed on a national securities exchange for trading during the trading day. Shares can be bought and sold throughout the trading day like shares of other publicly traded companies. The Franklin Templeton ETF Trust (Trust) does not impose any minimum investment for shares of the Fund purchased on an exchange. Shares of the Fund trade under the following symbol:

Fund	Symbol
Franklin FTSE Australia ETF	FLAU
Franklin FTSE Brazil ETF	FLBR
Franklin FTSE Canada ETF	FLCA
Franklin FTSE China ETF	FLCH
Franklin FTSE France ETF	FLFR
Franklin FTSE Germany ETF	FLGR
Franklin FTSE Hong Kong ETF	FLHK
Franklin FTSE India ETF	FLIN
Franklin FTSE Italy ETF	FLIY
Franklin FTSE Japan ETF	FLJP
Franklin FTSE Latin America ETF	FLLA
Franklin FTSE Mexico ETF	FLMX
Franklin FTSE Russia ETF	FLRU
Franklin FTSE Saudi Arabia ETF	FLSA
Franklin FTSE South Africa ETF	FLZA
Franklin FTSE South Korea ETF	FLKR
Franklin FTSE Switzerland ETF	FLSW

Franklin FTSE Taiwan ETF	FLTW
Franklin FTSE United Kingdom ETF	FLGB
Franklin FTSE Asia ex Japan ETF	FLAX
Franklin FTSE Europe ETF	FLEE
Franklin FTSE Europe Hedged ETF	FLEH
Franklin FTSE Japan Hedged ETF	FLJH

Buying or selling Fund shares on an exchange involves two types of costs that may apply to all securities transactions. When buying or selling shares of the Fund through a broker, you will likely incur a brokerage commission or other charges determined by your broker. The commission is frequently a fixed amount and may be a significant proportional cost for investors seeking to buy or sell small amounts of shares. In addition, you may incur the cost of the “spread,” that is, any difference between the bid price and the ask price. The spread varies over time for shares of the Fund based on the Fund’s trading volume and market liquidity, and is generally lower if the Fund has a lot of trading volume and market liquidity, and higher if the Fund has little trading volume and market liquidity.

The board of trustees has not adopted a policy of monitoring for frequent purchases and redemptions of Fund shares (frequent trading) that appear to attempt to take advantage of a potential arbitrage opportunity presented by a lag between a change in the value of the Fund’s portfolio securities after the close of the primary markets for the Fund’s portfolio securities and the reflection of that change in the Fund’s NAV (market timing), because the Fund generally sells and redeems its shares directly through transactions that are in-kind and/or for cash, subject to the conditions described below under Creations and Redemptions. The board of trustees has not adopted a policy of monitoring for frequent trading activity because shares of the Fund are listed for trading on a national securities exchange.

The Fund's primary listing exchange is NYSE Arca, Inc., which is open for trading Monday through Friday and is closed on weekends and the following holidays: New Year's Day, Martin Luther King, Jr. Day, Presidents' Day, Good Friday, Memorial Day, Independence Day, Labor Day, Thanksgiving Day and Christmas Day.

Section 12(d)(1) of the Investment Company Act of 1940 (1940 Act) restricts investments by investment companies in the securities of other investment companies. Registered investment companies are permitted to invest in the Fund beyond the limits set forth in Section 12(d)(1), subject to certain terms and conditions set forth in SEC rules or in an SEC exemptive order issued to the Trust. In order for a registered investment company to invest in shares of the Fund beyond the limitations of Section 12(d)(1) pursuant to the exemptive relief obtained

by the Trust, the registered investment company must enter into an agreement with the Trust.

## Book Entry

Shares of the Fund are held in book-entry form, which means that no share certificates are issued. The Depository Trust Company (DTC) or its nominee is the record owner of all outstanding shares of the Fund and is recognized as the owner of all shares for all purposes.

Investors owning shares of the Fund are beneficial owners as shown on the records of DTC or its participants. DTC serves as the securities depository for shares of the Fund. DTC participants include securities brokers and dealers, banks, trust companies, clearing corporations and other institutions that directly or indirectly maintain a custodial relationship with DTC. As a beneficial owner of shares, you are not entitled to receive physical delivery of stock certificates or to have shares registered in your name, and you are not considered a registered owner of shares. Therefore, to exercise any right as an owner of shares, you must rely upon the procedures of DTC and its participants. These procedures are the same as those that apply to any other securities that you hold in book-entry or "street name" form.

## Share Prices

The trading prices of the Fund's shares in the secondary market generally differ from the Fund's daily NAV and are affected by market forces such as supply and demand, economic conditions and other factors.

## Calculating NAV

The NAV of the Fund is determined by deducting the Fund's liabilities from the total assets of the portfolio. The NAV per share is determined by dividing the total NAV of the Fund by the number of shares outstanding.

The Fund calculates the NAV per share each business day as of 1 p.m. Pacific time which normally coincides with the close of trading on the New York Stock Exchange (NYSE). The Fund does not calculate the NAV on days the NYSE is closed for trading, which include New Year's Day, Martin Luther King Jr. Day, President's Day, Good Friday, Memorial Day, Independence Day, Labor Day, Thanksgiving Day and Christmas Day. If the NYSE has a scheduled early close or unscheduled early close, the Fund's share price would still be determined as of 1 p.m. Pacific time/4 p.m. Eastern time. The Fund's NAV per share is readily available online at [franklintempleton.com](http://franklintempleton.com).

When determining its NAV, the Fund values cash and receivables at their realizable amounts, and records interest as accrued and dividends on the ex-dividend date. The Fund generally utilizes two independent pricing services to



assist in determining a current market value for each security. If market quotations are readily available for portfolio securities listed on a securities exchange, the Fund values those securities at the last quoted sale price or the official closing price of the day, respectively, or, if there is no reported sale, within the range of the most recent quoted bid and ask prices. The Fund values over-the-counter portfolio securities within the range of the most recent bid and ask prices. If portfolio securities trade both in the over-the-counter market and on a stock exchange, the Fund values them according to the broadest and most representative market. Prices received by the Fund for securities may be based on institutional “round lot” sizes, but the Fund may hold smaller, “odd lot” sizes. Odd lots may trade at lower prices than round lots.

Generally, trading in corporate bonds, U.S. government securities and money market instruments is substantially completed each day at various times before 1 p.m. Pacific time. The value of these securities used in computing the NAV is determined as of such times. Occasionally, events affecting the values of these securities may occur between the times at which they are determined and 1 p.m. Pacific time that will not be reflected in the computation of the NAV. The Fund relies on third-party pricing vendors to provide evaluated prices that reflect current fair market value at 1 p.m. Pacific time.

### **Fair Valuation – Individual Securities**

The Fund has procedures, approved by the board of trustees, to determine the fair value of individual securities and other assets for which market prices are not readily available (such as certain restricted or unlisted securities and private placements) or which may not be reliably priced (such as in the case of trade suspensions or halts, price movement limits set by certain foreign markets, and thinly traded or illiquid securities). Some methods for valuing these securities may include: fundamental analysis (earnings multiple, etc.), matrix pricing, discounts from market prices of similar securities, or discounts applied due to the nature and duration of restrictions on the disposition of the securities. The board of trustees oversees the application of fair value pricing procedures.

The application of fair value pricing procedures represents a good faith determination based upon specifically applied procedures. There can be no assurance that the Fund could obtain the fair value assigned to a security if it were able to sell the security at approximately the time at which the Fund determines its NAV per share. Use of fair value prices and certain current market valuations could result in a difference between the prices used to calculate the Fund’s NAV and the prices used by the Underlying Index, which, in turn, could result in a difference between the Fund’s performance and the performance of the Underlying Index and introduce tracking error.

## **Security Valuation – Foreign Securities – Computation of U.S. Equivalent Value**

The Fund generally determines the value of a foreign security as of the close of trading on the foreign stock exchange on which the security is primarily traded, or as of 1 p.m. Pacific time, if earlier. The value of a foreign security is then converted into its U.S. dollar equivalent at the foreign exchange rate in effect at 4:00 p.m. London time on the day that the value of the foreign security is determined. If no sale is reported at 1:00 p.m. Pacific time, the foreign security will be valued within the range of the most recent quoted bid and ask prices. Occasionally events (such as repatriation limits or restrictions) may impact the availability or reliability of foreign exchange rates used to convert the U.S. dollar equivalent value. If such an event occurs, the foreign exchange rate will be valued at fair value using procedures established and approved by the board of trustees. Use of a rate different from the rate used by the Underlying Index may adversely affect the Fund's ability to track the Underlying Index and introduce tracking error.

## **Security Valuation – Foreign Securities – Potential Impact of Time Zones and Market Holidays**

Trading in securities on foreign securities stock exchanges and over-the-counter markets, such as those in Europe and Asia, may be completed well before 1 p.m. Pacific time. Occasionally, events occur between the time at which trading in a foreign security is completed and 1 p.m. Pacific time that might call into question the availability (including the reliability) of the value of a foreign portfolio security held by the Fund. In accordance with procedures established and approved by the Fund's board of trustees, the investment manager monitors for significant events following the close of trading in foreign stock markets.

In the event the investment manager identifies a significant event, the investment manager will measure price movements using a series of country specific market proxies (such as baskets of American Depositary Receipts, futures contracts and ETFs) against established trigger thresholds for each specific market proxy to assist in determining if the significant event calls into question the availability (including the reliability) of the values of foreign securities between the times at which they are determined on their primary trading market and 1 p.m. Pacific time. If such trigger thresholds are exceeded, the foreign securities may be valued using fair value procedures established and approved by the board of trustees. In certain circumstances these procedures include the use of independent pricing services. The intended effect of applying fair value pricing is to compute an NAV that accurately reflects the value of the Fund's portfolio at the time that the NAV is calculated.

In addition, trading in foreign portfolio securities generally, or in securities markets in a particular country or countries, may not take place on every NYSE business day. Furthermore, trading takes place in various foreign markets on days that are

not business days for the NYSE, and on which the Fund's NAV is not calculated (in which case, the NAV of the Fund's shares may change on days when shareholders will not be able to purchase or sell Fund shares). Thus, the calculation of the Fund's NAV does not take place contemporaneously with the determination of the prices of many of the foreign portfolio securities used in the calculation. If significant events affecting the last determined values of these foreign securities occur (determined through the monitoring process described above), the securities may be valued at fair value determined in good faith in accordance with the Fund's fair value procedures established and approved by the board of trustees.

## Creations and Redemptions

Prior to trading in the secondary market, shares of the Fund are "created" at NAV by market makers, large investors and institutions only in block-size Creation Units of 50,000 shares with respect to the Franklin FTSE Australia ETF, Franklin FTSE Canada ETF, Franklin FTSE France ETF, Franklin FTSE Germany ETF, Franklin FTSE India ETF, Franklin FTSE Italy ETF, Franklin FTSE Mexico ETF, Franklin FTSE Russia ETF, Franklin FTSE Saudi Arabia ETF, Franklin FTSE South Africa ETF and Franklin FTSE United Kingdom ETF; 200,000 shares with respect to the Franklin FTSE China ETF, Franklin FTSE Taiwan ETF, Franklin FTSE Europe ETF, Franklin FTSE Europe Hedged ETF and Franklin FTSE Japan Hedged ETF; 400,000 shares with respect to the Franklin FTSE Asia ex Japan ETF; 100,000 shares with respect to the Franklin FTSE Brazil ETF, Franklin FTSE Latin America ETF, Franklin FTSE South Korea ETF and Franklin FTSE Switzerland ETF; 150,000 shares with respect to the Franklin FTSE Hong Kong ETF; and 600,000 shares with respect to the Franklin FTSE Japan ETF; or multiples thereof. An "Authorized Participant" is a member or participant of a clearing agency registered with the SEC, which has a written agreement with the Fund or one of its service providers (AP Agreement) that allows such member or participant to place orders for the purchase and redemption of Creation Units. All orders for the creation or redemption of Creation Units for the Fund must be placed by or through an Authorized Participant that has entered into an AP Agreement with Franklin Distributors, LLC an affiliate of Advisory Services.

A creation transaction, which is subject to acceptance by Distributors or its agents, generally takes place when an Authorized Participant deposits into the Fund a designated portfolio of securities, assets or other positions and/or an amount of cash (which may include cash in lieu of certain securities, assets or other positions) in exchange for a specified number of Creation Units. With respect to Franklin FTSE Brazil ETF, Franklin FTSE India ETF, Franklin FTSE Saudi Arabia ETF, Franklin FTSE South Korea ETF and Franklin FTSE Taiwan ETF, these deposits are generally in cash. With respect to Franklin FTSE China ETF, Franklin FTSE Latin America ETF and Franklin FTSE Asia ex Japan ETF, these deposits are generally partially in cash.

Similarly, shares can be redeemed only in Creation Units, generally for a designated portfolio of securities, assets or other positions and/or an amount of cash (which may include cash in lieu of certain securities, assets or other positions). With respect to the Franklin FTSE Brazil ETF, Franklin FTSE India ETF, Franklin FTSE Saudi Arabia ETF, Franklin FTSE South Korea ETF and Franklin FTSE Taiwan ETF, redemptions are generally in cash, although each Fund reserves the right to meet redemptions on an in-kind basis. With respect to Franklin FTSE China ETF, Franklin FTSE Latin America ETF and Franklin FTSE Asia ex Japan ETF, redemptions are generally paid partially in cash. Except when aggregated in Creation Units, shares are not redeemable by the Fund.

The prices at which creations and redemptions occur are based on the next calculation of NAV after a creation or redemption order is received in an acceptable form under the AP Agreement.

Creation and redemption baskets may differ and the Fund will accept “custom baskets.” More information regarding custom baskets is contained in the Fund’s SAI. As a result of any system failure or other interruption, creation or redemption orders either may not be executed according to the Fund’s instructions or may not be executed at all, or the Fund may not be able to place or change such orders. Information about the procedures regarding creations and redemptions of Creation Units (including the cut-off times for receipt of creation and redemption orders) is included in the Fund’s SAI.

Because new shares may be created and issued on an ongoing basis, at any point during the life of the Fund a “distribution,” as such term is used in the 1933 Act, may be occurring. Broker-dealers and other persons are cautioned that some activities on their part may, depending on the circumstances, result in their being deemed participants in a distribution in a manner that could render them statutory underwriters and subject to the prospectus delivery and liability provisions of the 1933 Act. Any determination of whether one is an underwriter must take into account all the relevant facts and circumstances of each particular case.

Broker-dealers should also note that dealers who are not “underwriters” but are participating in a distribution (as contrasted to ordinary secondary transactions), and thus dealing with shares that are part of an “unsold allotment” within the meaning of Section 4(a)(3)(C) of the 1933 Act, would be unable to take advantage of the prospectus delivery exemption provided by Section 4(a)(3) of the 1933 Act. For delivery of prospectuses to exchange members, the prospectus delivery mechanism of Rule 153 under the 1933 Act is available only with respect to transactions on a national securities exchange.

## Premium/Discount Information

Information regarding how often the shares of the Fund traded on NYSE Arca, Inc. at a price above (at a premium) or below (at a discount) the NAV of the Fund for the most recently completed calendar year, and the most recently completed calendar quarters since that year, can be found at <https://www.franklintempleton.com/investor/investments-and-solutions/investment-options/etfs/>.

## Delivery of Shareholder Documents - Householding

You will receive the Fund's financial reports every six months as well as an annual updated prospectus. Householding for the Fund is available through certain broker-dealers. Householding is a process in which related shareholders in a household will be sent only one copy of the financial reports and prospectus. You may contact your broker-dealer to enroll in householding. Once enrolled, this process will continue indefinitely unless you instruct your broker-dealer otherwise. If you prefer not to have these documents househanded, please contact your broker-dealer. At any time you may view current prospectuses and financial reports on our website.

## Distribution

Distributors or its agents distribute Creation Units for the Fund on an agency basis. Distributors does not maintain a secondary market in shares of the Fund. Distributors is an affiliate of Advisory Services.

### **Distribution and service (12b-1) fees**

The board of trustees has adopted a distribution plan, sometimes known as a Rule 12b-1 plan, that allows the Fund to pay distribution fees of up to 0.25% per year, to those who sell and distribute Fund shares and provide other services to shareholders. However, the board of trustees has determined not to authorize payment of a Rule 12b-1 plan fee at this time.

Because these fees are paid out of the Fund's assets on an ongoing basis, to the extent that a fee is authorized, over time these fees will increase the cost of your investment and may cost you more than paying other types of sales charges.

## For More Information

Information on the Fund's NAV, market price, premiums and discounts, and bid/ask spreads can be found online at

<https://www.franklintempleton.com/investor/investments-and-solutions/investment-options/etfs/>.

You can learn more about the Fund in the following documents:

### **Annual/Semiannual Report to Shareholders**

Includes a discussion of recent market conditions and Fund strategies that significantly affected Fund performance during its last fiscal year, financial statements, detailed performance information, portfolio holdings and, in the annual report only, the independent registered public accounting firm's report.

### **Statement of Additional Information (SAI)**

Contains more information about the Fund, its investments and policies. It is incorporated by reference (is legally a part of this prospectus).

For a free copy of the current annual/semiannual report or the SAI, please contact your investment representative or call us at the number below. You also can view the current annual/semiannual report and the SAI online through [franklintempleton.com](http://franklintempleton.com).

Reports and other information about the Fund are available on the EDGAR Database on the SEC's Internet site at <http://www.sec.gov>, and copies of this information may be obtained, after paying a duplicating fee, by electronic request at the following email address: [publicinfo@sec.gov](mailto:publicinfo@sec.gov).

Individual investors should contact their financial advisor or broker dealer representative for more information about Franklin Templeton ETFs.

Financial Professionals should call (800) DIAL BEN®/342-5236.

This page intentionally left blank

This page intentionally left blank



This page intentionally left blank



One Franklin Parkway  
San Mateo, CA 94403-1906  
(800) DIAL BEN®/342-5236  
[franklintempleton.com](http://franklintempleton.com)

For hearing impaired  
assistance, please contact us  
via a Relay Service.