



Prospectus

September 1, 2021

Cambria Shareholder Yield ETF (SYLD)
Cambria Foreign Shareholder Yield ETF (FYLD)
Cambria Emerging Shareholder Yield ETF (EYLD)
Cambria Global Tail Risk ETF (FAIL)
(formerly, Cambria Sovereign Bond ETF (SOVB))
Cambria Global Value ETF (GVAL)
Cambria Global Momentum ETF (GMOM)
Cambria Value and Momentum ETF (VAMO)
Cambria Global Asset Allocation ETF (GAA)
Cambria Tail Risk ETF (TAIL)
Cambria Trinity ETF (TRTY)
Cambria Cannabis ETF (TOKE)
Cambria Global Real Estate ETF (BLDG)

This Prospectus provides important information about each of the Funds listed above (each, a “Fund” and, collectively, the “Funds”), each a series of Cambria ETF Trust (the “Trust”), that you should know before investing. Please read it carefully and keep it for future reference.

Shares of each Fund (“Shares”) are listed and traded on CBOE BZX Exchange, Inc. (the “Exchange”).

THE U.S. SECURITIES AND EXCHANGE COMMISSION (“SEC”) HAS NOT APPROVED OR DISAPPROVED THESE SECURITIES OR PASSED UPON THE ACCURACY OR ADEQUACY OF THIS PROSPECTUS. ANY REPRESENTATION TO THE CONTRARY IS A CRIMINAL OFFENSE.

TABLE OF CONTENTS

	Page
FUND SUMMARIES	
CAMBRIA SHAREHOLDER YIELD ETF	2
CAMBRIA FOREIGN SHAREHOLDER YIELD ETF	7
CAMBRIA EMERGING SHAREHOLDER YIELD ETF	13
CAMBRIA GLOBAL TAIL RISK ETF	20
CAMBRIA GLOBAL VALUE ETF	27
CAMBRIA GLOBAL MOMENTUM ETF	34
CAMBRIA VALUE AND MOMENTUM ETF	42
CAMBRIA GLOBAL ASSET ALLOCATION ETF	48
CAMBRIA TAIL RISK ETF	55
CAMBRIA TRINITY ETF	59
CAMBRIA CANNABIS ETF	67
CAMBRIA GLOBAL REAL ESTATE ETF	74
ADDITIONAL INFORMATION ABOUT THE FUNDS	79
FUND MANAGEMENT	97
PORTFOLIO MANAGER	98
OTHER SERVICE PROVIDERS	98
DISCLAIMERS	98
BUYING AND SELLING FUND SHARES	98
BUYING AND SELLING SHARES ON THE SECONDARY MARKET	99
ACTIVE INVESTORS AND MARKET TIMING	100
DISTRIBUTION AND SERVICE PLAN	100
NET ASSET VALUE	101
FUND WEBSITE AND DISCLOSURE OF PORTFOLIO HOLDINGS	101
INVESTMENTS BY OTHER INVESTMENT COMPANIES	102
DIVIDENDS, OTHER DISTRIBUTIONS AND TAXES	102
HOUSEHOLDING POLICY	105
FINANCIAL HIGHLIGHTS	106

No person has been authorized to give any information or to make any representations other than those contained in this Prospectus and the Funds' Statement of Additional Information dated September 1, 2021 (the "SAI") (which is incorporated by reference into this Prospectus and is legally a part of this Prospectus) and, if given or made, such information or representations may not be relied upon as having been authorized by us.

FUND SUMMARY

Cambria Shareholder Yield ETF

INVESTMENT OBJECTIVE

The Fund seeks income and capital appreciation.

FEES AND EXPENSES

This table describes the fees and expenses that you may pay if you buy, hold and sell Shares. You may pay other fees, such as brokerage commissions and other fees to financial intermediaries, which are not reflected in the table and example below.

ANNUAL FUND OPERATING EXPENSES (EXPENSES THAT YOU PAY EACH YEAR AS A PERCENTAGE OF THE VALUE OF YOUR INVESTMENT)

Management Fee:	0.59%
Distribution and/or Service (12b-1) Fees:	0.00%
Other Expenses:	0.00%
Total Annual Fund Operating Expenses:	0.59%

EXAMPLE

The following example is intended to help you compare the cost of investing in the Fund with the cost of investing in other funds. The example assumes that you invest \$10,000 in the Fund for the time periods indicated and then redeem all of your Shares at the end of those periods. The example also assumes that the Fund provides a return of 5% a year and that the operating expenses remain the same. The example does not reflect any brokerage commissions that you may pay on purchases and sales of Shares. Although your actual costs may be higher or lower, based on these assumptions, your costs would be:

One Year:	Three Years:	Five Years:	Ten Years:
\$60	\$189	\$329	\$738

PORTFOLIO TURNOVER

The Fund may pay transaction costs, including commissions, when it buys and sells securities (or “turns over” its portfolio). A higher portfolio turnover rate may indicate higher transaction costs and may result in higher taxes when Shares are held in a taxable account. These costs, which are not reflected in the annual fund operating expenses or in the example, affect the Fund’s performance. For the fiscal year ended April 30, 2021, the Fund’s portfolio turnover rate was 37% of the average value of its portfolio.

PRINCIPAL INVESTMENT STRATEGIES

The Fund is actively managed and seeks to achieve its investment objective by investing, under normal market conditions, at least 80% of its total assets in equity securities, including common stock, issued by U.S.-based publicly listed companies that provide high “shareholder yield.” The Fund’s investment adviser, Cambria Investment Management, L.P. (“Cambria” or the “Adviser”), defines “shareholder yield” as the totality of returns realized by an investor from a company’s cash payments for dividends, buybacks and debt paydowns. For the purposes of this strategy, Cambria calculates a company’s shareholder yield by considering the following characteristics: (i) dividend payments to shareholders, (ii) return of capital in the form of share buybacks (*i.e.*, a company’s repurchase of its own shares from the marketplace, which, in turn, reduces the number of outstanding shares for continuing shareholders or generates proceeds for existing shareholders), and (iii) paydown of a company’s debt (*i.e.*, reducing a company’s outstanding debt). Cambria believes that, while any one of these measures of a

company's cash flows, in isolation, is inadequate to determine the attractiveness of its equity securities, considered together these measures have the potential to result in the construction of a portfolio of companies with higher potential for income and capital appreciation.

Utilizing its own quantitative model, Cambria selects the top 20% of stocks in the initial universe of U.S.-based, publicly listed companies based on their shareholder yield, as measured by dividend payments and net share buybacks. Cambria considers an issuer to be U.S.-based if it is domiciled, incorporated or has substantial business activity in the United States and the primary equity security of such issuer is listed on a major U.S. stock exchange.

Cambria's quantitative algorithm then factors in the remaining stocks' debt paydowns and applies a number of value metrics to create a composite, including metrics such as, but not limited to, price-to-book (P/B) ratio, price-to-sales (P/S) ratio, price-to-earnings (P/E) ratio, price-to-free cash-flow (P/FCF or P/CF) ratio, and enterprise multiple (EV/EBITDA). Cambria then selects the top 100 stocks for inclusion in the Fund's portfolio that exhibit, in the aggregate, the best combination of shareholder yield characteristics and value metrics. Although Cambria seeks to weight these stocks equally in the Fund's portfolio, security weights may fluctuate in response to market conditions and investment opportunities.

Although the Fund generally expects to invest in companies with larger market capitalizations, the Fund may invest in small- and mid-capitalization companies. As of August 2, 2021, the Fund had significant investment exposure to companies in the financial services, consumer discretionary and materials sectors.

The Fund may sell a security when Cambria believes that the security is overvalued or better investment opportunities are available, to invest in cash and cash equivalents, or to meet redemptions. Cambria expects to adjust the Fund's holdings periodically to meet the investment criteria and target allocations (e.g., security weights) established by the Fund's quantitative algorithm.

PRINCIPAL RISKS

An investment in the Fund involves risk. Each risk summarized below is considered a "principal risk" of investing in the Fund, regardless of the order in which it appears. The Fund's principal risks are presented in alphabetical order to facilitate investors' ability to identify particular risks and compare them with the risks of other funds. Some or all of these risks may adversely affect the Fund's net asset value per share ("NAV"), trading price, yield, total return, and/or ability to meet its objective. There is no assurance that the Fund will achieve its investment objective. An investor may lose money by investing in the Fund. For more information about the risks of investing in the Fund, see the sections titled "Additional Information About the Funds' Risks" and "Additional Non-Principal Risk Information."

Buyback Risk. When a company repurchases its shares from the marketplace through share buybacks, investors may perceive this action to be a reflection of management's belief that company shares are undervalued, but there is no guarantee that the price of a company's stock will increase after the company announces a buyback. Accordingly, share buybacks may not be an accurate predictor of a company's value or future share performance.

Cyber Security Risk. The Fund, and its service providers, may be susceptible to operational and information security risks resulting from a breach in cyber security, including cyber-attacks. A breach in cyber security, intentional or unintentional, may adversely impact the Fund in many ways, including, but not limited to, disruption of the Fund's operational capacity, loss of proprietary information, theft or corruption of data, denial-of-service attacks on websites or network resources, and the unauthorized release of confidential information. Cyber-attacks affecting the Fund's third-party service providers, including Cambria, the custodian, and the transfer agent, market makers, Authorized Participants, or the issuers of securities in which the Fund invests may subject the Fund to many of the same risks associated with direct cyber security breaches.

Dividend Paying Security Risk. Securities that pay high dividends as a group can fall out of favor with the market, causing these companies to underperform companies that do not pay high dividends. Also, changes in the dividend policies of companies owned by the Fund and the capital resources available for these companies' dividend payments may adversely affect the Fund.

Equity Investing Risk. An investment in the Fund involves risks similar to those of investing in any fund holding equity securities, such as market fluctuations, changes in interest rates and perceived trends in stock prices. The values of equity securities could decline generally or could underperform other investments due to factors affecting a specific issuer, market or securities markets generally.

Investment Risk. An investment in the Fund is not a deposit of a bank and is not insured or guaranteed by the Federal Deposit Insurance Corporation or any other government agency. When you sell your Shares, they could be worth less than what you paid for them.

Large Capitalization Company Risk. The Fund's investments in large capitalization companies may underperform other segments of the market because they may be less responsive to competitive challenges and opportunities and unable to attain high growth rates during periods of economic expansion.

Management Risk. The Fund is actively managed using proprietary investment strategies and processes. There can be no guarantee that these strategies and processes will be successful or that the Fund will achieve its investment objective.

Market Events Risk. Turbulence in the financial markets, reduced liquidity in the equity markets, and/or the advent of certain economic or political events, including global events such as war, acts of terrorism or a public health crisis, may negatively affect issuers, which could have an adverse effect on certain Fund holdings. In addition, there is a risk that policy changes by the U.S. Government, Federal Reserve and/or other government actors, such as increasing interest rates, could cause increased volatility in financial markets and higher levels of Fund redemptions, which could have a negative impact on certain Fund holdings.

Recent Events. The respiratory illness COVID-19 caused by a novel coronavirus has resulted in a global pandemic and major disruption to economies and markets around the world, including the United States. Financial markets have experienced extreme volatility and severe losses, and trading in many instruments has been disrupted. Liquidity for many instruments has been greatly reduced for periods of time. Some interest rates are very low and in some cases yields are negative. Some sectors of the economy and individual issuers have experienced particularly large losses. These circumstances may continue for an extended period of time, and may continue to affect adversely the value and liquidity of the Fund's investments.

Premium-Discount Risk. Shares may trade above (premium) or below (discount) their NAV. The market prices of Shares will generally fluctuate in accordance with changes in NAV as well as the relative supply of, and demand for, Shares on the Exchange. This risk is heightened in times of market volatility or periods of steep market declines.

Quantitative Security Selection Risk. Cambria uses quantitative techniques to generate investment decisions and select stocks, and the Fund may not perform as intended if it relies on erroneous or outdated data from one or more third parties. Errors in data used in the quantitative model may occur from time to time and may not be identified and/or corrected before having an adverse impact on the Fund and its shareholders.

Secondary Market Trading Risk. Investors buying or selling Shares in the secondary market may pay brokerage commissions, which may be a significant proportional cost for investors seeking to buy or sell relatively small amounts of Shares. In addition, secondary market investors will also incur a bid/ask spread, which varies over time for Shares based on trading volume and market liquidity and is generally higher if Shares have little trading volume and market liquidity. Although the Shares are listed on the Exchange, there can be no assurance that an active or liquid trading market for them will develop or be maintained. In stressed market conditions, the liquidity of Shares may begin to mirror the liquidity of the Fund's underlying portfolio holdings, which can be significantly less liquid than Shares. In addition, trading in Shares on the Exchange may be halted.

Sector Risk. To the extent that the Fund invests a significant portion of its assets in a particular economic sector, the Fund may be susceptible to loss due to adverse occurrences affecting that sector.

Consumer Discretionary Sector Risk. The success of consumer product manufacturers and retailers is tied closely to the performance of their local economy, the international economy, interest rates, competitive and consumer confidence. Success depends heavily on disposable household income and consumer spending. Changes in demographics and consumer tastes can also affect the demand for, and success of, consumer products in the marketplace.

Financial Services Sector Risk. Performance of companies in the financial services sector may be adversely impacted by many factors, including, among others, government regulations, economic conditions, credit rating downgrades, changes in interest rates, and decreased liquidity in credit markets. This sector has experienced significant losses in the recent past, and the impact of more stringent capital requirements and of recent or future regulation on any individual financial company or on the sector as a whole cannot be predicted.

Materials Sector Risk. Issuers in the materials sector may be adversely affected by commodity price volatility, exchange rates, import controls, increased competition, depletion of resources, technical progress, labor relations and government regulations, among other factors. Issuers in the materials sector may be liable for environmental damage and product liability claims. Production of materials may exceed demand as a result of market imbalances or economic downturns, leading to poor investment returns.

Small and Medium Capitalization Company Risk. Investing in securities of small and medium capitalization companies involves greater risk than customarily is associated with investing in larger, more established companies. These companies' securities may be more volatile and less liquid than those of more established companies, and they may be more sensitive to market conditions.

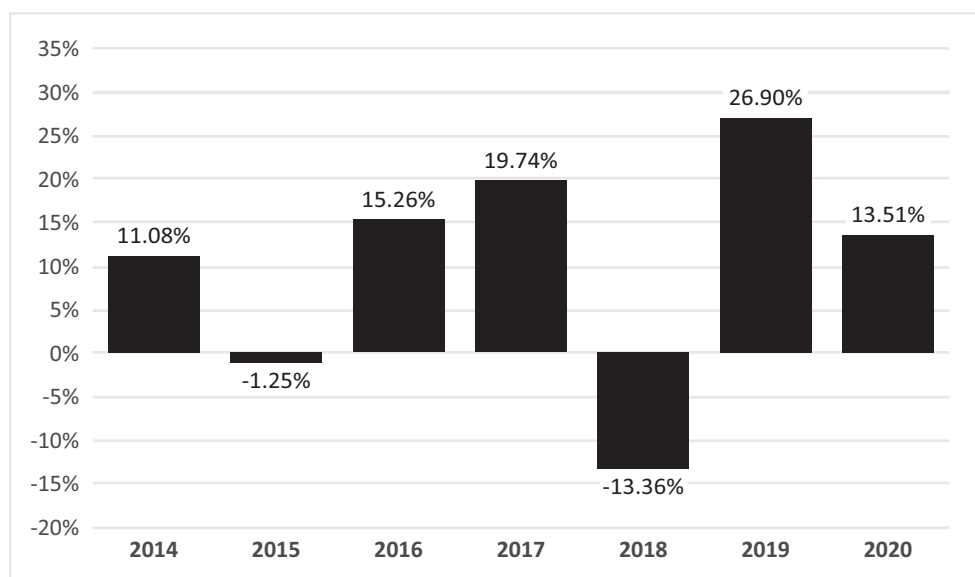
Value Investment Risk. The Fund considers certain value metrics when selecting stocks for inclusion in its portfolio and, as a result, the Fund may underperform when the market favors stocks with growth characteristics or a non-value investment approach. Value investments are subject to the risk that their intrinsic value may never be realized by the market.

PERFORMANCE

The following bar chart and table indicate the risks of investing in the Fund by showing how the Fund's average annual total returns compare with those of a relevant index that provides a broad measure of market performance. All returns include the reinvestment of dividends and distributions. As always, please note that the Fund's past performance (before and after taxes) does not necessarily indicate how the Fund will perform in the future. Updated performance information is available at www.cambriafunds.com.

The Fund's investment objective and strategies changed effective June 1, 2020. From March 26, 2018 to May 31, 2020, Fund performance reflects the investment objective of the Fund when it sought investment results that corresponded (before fees and expenses) generally to the price and yield performance of the Cambria Shareholder Yield Index. Prior to that period, Fund performance reflects the investment objective of the Fund when it was actively managed and sought income and capital appreciation with an emphasis on income from investments in the U.S. equity market.

Total Annual Returns for Calendar Year Ended December 31



As of June 30, 2021, the Fund's year-to-date total return was 44.56%.

Best and Worst Quarter Returns (for the period reflected in the bar chart above)

Best: 29.77%, for the quarter ended 12/31/20

Worst: -36.93%, for the quarter ended 3/31/20

Average Annual Total Returns for the period ending December 31, 2020

Cambria Shareholder Yield ETF	1 Year	5 Years	Since Inception (5/13/13)
Return Before Taxes.....	13.51%	11.48%	11.16%
Return After Taxes on Distributions.....	12.80%	10.89%	10.27%
Return After Taxes on Distributions and Sale of Fund Shares.....	8.27%	8.99%	8.77%
S&P 500 Index (Reflects no deduction for fees, expenses or taxes)	18.40%	15.22%	13.80%

Average annual total returns are shown on a before- and after-tax basis for the Fund. After-tax returns are calculated using the historical highest individual federal marginal income tax rates and do not reflect the impact of state and local taxes. Actual after-tax returns depend on an investor's tax situation and may differ from those shown. After-tax returns shown are not relevant to investors who hold shares through tax-deferred arrangements, such as 401(k) plans or individual retirement plans.

INVESTMENT ADVISER

Cambria Investment Management, L.P. serves as the investment adviser of the Fund.

PORTFOLIO MANAGER

Mebane T. Faber is the portfolio manager for the Fund and has managed the Fund since its inception in May 2013.

PURCHASE AND SALE OF FUND SHARES

Individual Shares are listed on a national securities exchange and may only be purchased and sold in the secondary market through a broker-dealer at a market price. Because Shares trade at market prices rather than NAV, Shares may trade at a price greater than NAV (at a "premium") or less than NAV (at a "discount"). An investor may incur costs attributable to the difference between the highest price a buyer is willing to pay to purchase Shares (bid) and the lowest price a seller is willing to accept for Shares (ask) when buying and selling Shares in the secondary market (the "bid/ask spread"). Recent information regarding the Fund, including its NAV, market price, premiums and discounts, and bid/ask spreads, is available on the Fund's website at www.cambriafunds.com.

TAX INFORMATION

Distributions you receive from the Fund are generally taxable to you as ordinary income for federal income tax purposes, except that distributions will be taxed to you at long-term capital gain rates to the extent reported by the Fund as "capital gain dividends" or "qualified dividend income," and may also be subject to state or local taxes. Fund distributions may not be taxable to you if you are investing through a tax-advantaged retirement plan account or are a tax-exempt investor, although you may be taxed on withdrawals from your tax-advantaged account.

PURCHASES THROUGH BROKER-DEALERS AND OTHER FINANCIAL INTERMEDIARIES

If you purchase Shares through a broker-dealer or other financial intermediary, the Fund and its related companies may pay the intermediary for the sale of Shares and related services. These payments may create a conflict of interest by influencing the broker-dealer or other intermediary and your salesperson to recommend Shares over another investment. Ask your salesperson or visit your financial intermediary's website for more information.

FUND SUMMARY

Cambria Foreign Shareholder Yield ETF

INVESTMENT OBJECTIVE

The Fund seeks income and capital appreciation.

FEES AND EXPENSES

This table describes the fees and expenses that you may pay if you buy, hold and sell Shares. You may pay other fees, such as brokerage commissions and other fees to financial intermediaries, which are not reflected in the table and example below.

ANNUAL FUND OPERATING EXPENSES (EXPENSES THAT YOU PAY EACH YEAR AS A PERCENTAGE OF THE VALUE OF YOUR INVESTMENT)

Management Fee:	0.59%
Distribution and/or Service (12b-1) Fees:.....	0.00%
Other Expenses:	0.00%
Total Annual Fund Operating Expenses:	0.59%

EXAMPLE

The following example is intended to help you compare the cost of investing in the Fund with the cost of investing in other funds. The example assumes that you invest \$10,000 in the Fund for the time periods indicated and then redeem all of your Shares at the end of those periods. The example also assumes that the Fund provides a return of 5% a year and that the operating expenses remain the same. The example does not reflect any brokerage commissions that you may pay on purchases and sales of Shares. Although your actual costs may be higher or lower, based on these assumptions, your costs would be:

One Year:	Three Years:	Five Years:	Ten Years:
\$60	\$189	\$329	\$738

PORTFOLIO TURNOVER

The Fund may pay transaction costs, including commissions, when it buys and sells securities (or “turns over” its portfolio). A higher portfolio turnover rate may indicate higher transaction costs and may result in higher taxes when Shares are held in a taxable account. These costs, which are not reflected in the annual fund operating expenses or in the example, affect the Fund’s performance. For the fiscal year ended April 30, 2021, the Fund’s portfolio turnover rate was 59% of the average value of its portfolio.

PRINCIPAL INVESTMENT STRATEGIES

The Fund is actively managed and seeks to achieve its investment objective by investing, under normal market conditions, at least 80% of its total assets in equity securities, including common stock and depositary receipts, issued by publicly listed companies in developed foreign markets excluding the US (“developed ex-US”), that provide high “shareholder yield.” The Fund’s investment adviser, Cambria Investment Management, L.P. (“Cambria” or the “Adviser”), defines “shareholder yield” as the totality of returns realized by an investor from a company’s cash payments for dividends, buybacks and debt paydowns. The Adviser considers an issuer to be in a developed ex-US market if it is domiciled or principally traded in any of the following countries: Australia, Austria, Belgium, Canada, Denmark, Finland, France, Germany, Hong Kong, Italy, Ireland, Japan, Jersey, Luxembourg, the Netherlands, New Zealand, Norway, Portugal, Singapore, Spain, Sweden, Switzerland, and the United Kingdom. The Adviser will update the list of developed foreign markets annually.

For the purposes of this strategy, Cambria calculates a company's shareholder yield by considering the following characteristics: (i) dividend payments to shareholders, (ii) return of capital in the form of share buybacks (*i.e.*, a company's repurchase of its own shares from the marketplace, which, in turn, reduces the number of outstanding shares for continuing shareholders or generates proceeds for existing shareholders), and (iii) paydown of a company's debt (*i.e.*, reducing a company's outstanding debt). Cambria believes that, while any one of these measures of a company's cash flows, in isolation, is inadequate to determine the attractiveness of its equity securities, considered together these measures have the potential to result in the construction of a portfolio of companies with higher potential for income and capital appreciation.

Utilizing its own quantitative model, Cambria selects the top 20% of stocks in the initial universe of developed ex-US, publicly listed companies based on their shareholder yield, as measured by dividend payments and net share buybacks. Cambria's quantitative algorithm then factors in the remaining stocks' debt paydowns and applies a number of value metrics to create a composite, including metrics such as, but not limited to, price-to-book (P/B) ratio, price-to-sales (P/S) ratio, price-to-earnings (P/E) ratio, price-to-free cash-flow (P/FCF or P/CF) ratio, and enterprise multiple (EV/EBITDA). Cambria then selects the top 100 stocks for inclusion in the Fund's portfolio that exhibit, in the aggregate, the best combination of shareholder yield characteristics and value metrics. Although Cambria seeks to weight these stocks equally in the Fund's portfolio, security weights may fluctuate in response to market conditions and investment opportunities.

Cambria screens the Fund's portfolio to limit its exposure to any single country outside the United States to 30% of Fund assets. Although the Fund generally expects to invest in companies with larger market capitalizations, the Fund may invest in small- and mid-capitalization companies. As of August 2, 2021, the Fund had significant investment exposure to companies in the financial services and materials sectors as well as companies in Canada, Europe and Japan.

The Fund may sell a security when Cambria believes that the security is overvalued or better investment opportunities are available, to invest in cash and cash equivalents, or to meet redemptions. Cambria expects to adjust the Fund's holdings periodically to meet the investment criteria and target allocations (*e.g.*, security weights and country-specific limits) established by the Fund's quantitative algorithm.

PRINCIPAL RISKS

An investment in the Fund involves risk. Each risk summarized below is considered a "principal risk" of investing in the Fund, regardless of the order in which it appears. The Fund's principal risks are presented in alphabetical order to facilitate investors' ability to identify particular risks and compare them with the risks of other funds. Some or all of these risks may adversely affect the Fund's net asset value per share ("NAV"), trading price, yield, total return, and/or ability to meet its objective. There is no assurance that the Fund will achieve its investment objective. An investor may lose money by investing in the Fund. For more information about the risks of investing in the Fund, see the sections titled "Additional Information About the Funds' Risks" and "Additional Non-Principal Risk Information."

Buyback Risk. When a company repurchases its shares from the marketplace through share buybacks, investors may perceive this action to be a reflection of management's belief that company shares are undervalued, but there is no guarantee that the price of a company's stock will increase after the company announces a buyback. Accordingly, share buybacks may not be an accurate predictor of a company's value or future share performance.

Currency Strategies Risk. Currency exchange rates may fluctuate significantly over short periods of time and can be unpredictably affected by political developments or government intervention. Changes in currency exchange rates may affect the U.S. Dollar value of the Fund's investments.

Cyber Security Risk. The Fund, and its service providers, may be susceptible to operational and information security risks resulting from a breach in cyber security, including cyber-attacks. A breach in cyber security, intentional or unintentional, may adversely impact the Fund in many ways, including, but not limited to, disruption of the Fund's operational capacity, loss of proprietary information, theft or corruption of data, denial-of-service attacks on websites or network resources, and the unauthorized release of confidential information. Cyber-attacks affecting the Fund's third-party service providers, including Cambria, the custodian, and the transfer agent, market makers, Authorized Participants, or the issuers of securities in which the Fund invests may subject the Fund to many of the same risks associated with direct cyber security breaches.

Depository Receipts Risk. The risks of investments in depository receipts are substantially similar to the risks of investing directly in foreign securities. In addition, depository receipts may not track the price of or may be less liquid than their underlying foreign securities, and the value of depository receipts may change materially at times when the U.S. markets are not open for trading.

Dividend Paying Security Risk. Securities that pay high dividends as a group can fall out of favor with the market, causing these companies to underperform companies that do not pay high dividends.

Equity Investing Risk. An investment in the Fund involves risks similar to those of investing in any fund holding equity securities, such as market fluctuations, changes in interest rates and perceived trends in stock prices. The values of equity securities could decline generally or could underperform other investments due to factors affecting a specific issuer, market or securities markets generally.

Foreign Investment Risk. Returns on investments in foreign securities could be more volatile than, or trail the returns on, investments in U.S. securities. Exposures to foreign securities entail special risks, including risks due to: (i) differences in information available about foreign issuers; (ii) differences in investor protection standards in other jurisdictions; (iii) capital controls risks, including the risk of a foreign jurisdiction imposing restrictions on the ability to repatriate or transfer currency or other assets; (iv) political, diplomatic and economic risks; (v) regulatory risks; and (vi) foreign market and trading risks, including the costs of trading and risks of settlement in foreign jurisdictions. In addition, the Fund's investments in securities denominated in other currencies could decline due to changes in local currency relative to the value of the U.S. dollar, which may affect the Fund's returns.

Geographic Investment Risk. To the extent the Fund invests a significant portion of its assets in the securities of companies of a single country or region, it is more likely to be impacted by events or conditions affecting that country or region.

Canada Risk. Changes to the U.S. economy may significantly affect the Canadian economy because the U.S. is Canada's largest trading partner and foreign investor. The economy of Canada is also heavily dependent on the demand for natural resources and agricultural products. Accordingly, a change in the supply and demand of these resources, both in Canada and worldwide, can have a significant effect on Canadian market performance. Conditions that weaken demand for its products worldwide could have a negative impact on the Canadian economy as a whole.

Europe Risk. The Economic and Monetary Union of the European Union ("EU") requires compliance with restrictions on inflation rates, deficits, interest rates, debt levels and fiscal and monetary controls, each of which may significantly affect every country in Europe. Decreasing imports or exports, changes in governmental or EU regulations on trade, changes in the exchange rate of the euro, the default or threat of default by an EU member country on its sovereign debt, and/or an economic recession in an EU member country may have a significant adverse effect on the economies of EU member countries and their trading partners. In addition, the United Kingdom has formally exited the EU ("Brexit"). Although it remains unclear what the potential consequences of Brexit may be, the economies of Europe and the United Kingdom, as well as the broader global economy, could be significantly impacted by Brexit, which may result in lower economic growth and increased volatility and illiquidity across global markets.

Japan Risk. The economy of Japan is heavily dependent on international trade, government support, and consistent government policy supporting its export market. Slowdowns in the economies of key trading partners such as the United States, China and countries in Southeast Asia could have a negative impact on the Japanese economy as a whole. Trade tariffs and other protectionist measures could also have an adverse impact on the Japanese export market.

International Closed-Market Trading Risk. Because the Fund's investments may be traded in markets that are closed when the Exchange is open, there are likely to be deviations between the current pricing of an underlying investment and stale investment pricing (*i.e.*, the last quote from its closed foreign market), resulting in premiums or discounts to NAV that may be greater than those experienced by other ETFs.

Investment Risk. An investment in the Fund is not a deposit of a bank and is not insured or guaranteed by the Federal Deposit Insurance Corporation or any other government agency. When you sell your Shares, they could be worth less than what you paid for them.

Large Capitalization Company Risk. The Fund's investments in large capitalization companies may underperform other segments of the market because they may be less responsive to competitive challenges and opportunities and unable to attain high growth rates during periods of economic expansion.

Management Risk. The Fund is actively managed using proprietary investment strategies and processes. There can be no guarantee that these strategies and processes will be successful or that the Fund will achieve its investment objective.

Market Events Risk. Turbulence in the financial markets, reduced liquidity in the equity markets, and/or the advent of certain economic or political events, including global events such as war, acts of terrorism or a public health crisis, may negatively affect issuers, which could have an adverse effect on certain Fund holdings. In addition, there is a risk that policy changes by the U.S. Government, Federal Reserve and/or other government actors, such as increasing interest rates, could cause increased volatility in financial markets and higher levels of Fund redemptions, which could have a negative impact on certain Fund holdings.

Recent Events. The respiratory illness COVID-19 caused by a novel coronavirus has resulted in a global pandemic and major disruption to economies and markets around the world, including the United States. Financial markets have experienced extreme volatility and severe losses, and trading in many instruments has been disrupted. Liquidity for many instruments has been greatly reduced for periods of time. Some interest rates are very low and in some cases yields are negative. Some sectors of the economy and individual issuers have experienced particularly large losses. These circumstances may continue for an extended period of time, and may continue to affect adversely the value and liquidity of the Fund's investments.

Premium-Discount Risk. Shares may trade above (premium) or below (discount) their NAV. The market prices of Shares will generally fluctuate in accordance with changes in NAV as well as the relative supply of, and demand for, Shares on the Exchange. This risk is heightened in times of market volatility or periods of steep market declines.

Quantitative Security Selection Risk. Cambria uses quantitative techniques to generate investment decisions and select stocks, and the Fund may not perform as intended if it relies on erroneous or outdated data from one or more third parties. Errors in data used in the quantitative model may occur from time to time and may not be identified and/or corrected before having an adverse impact on the Fund and its shareholders.

Secondary Market Trading Risk. Investors buying or selling Shares in the secondary market may pay brokerage commissions, which may be a significant proportional cost for investors seeking to buy or sell relatively small amounts of Shares. In addition, secondary market investors will also incur a bid/ask spread, which varies over time for Shares based on trading volume and market liquidity and is generally higher if Shares have little trading volume and market liquidity. Although the Shares are listed on the Exchange, there can be no assurance that an active or liquid trading market for them will develop or be maintained. In stressed market conditions, the liquidity of Shares may begin to mirror the liquidity of the Fund's underlying portfolio holdings, which can be significantly less liquid than Shares. In addition, trading in Shares on the Exchange may be halted.

Sector Risk. To the extent that the Fund invests a significant portion of its assets in a particular economic sector, the Fund may be susceptible to loss due to adverse occurrences affecting that sector.

Financial Services Sector Risk. Performance of companies in the financial services sector may be adversely impacted by many factors, including, among others, government regulations, economic conditions, credit rating downgrades, changes in interest rates, and decreased liquidity in credit markets. This sector has experienced significant losses in the recent past, and the impact of more stringent capital requirements and of recent or future regulation on any individual financial company or on the sector as a whole cannot be predicted.

Materials Sector Risk. Issuers in the materials sector may be adversely affected by commodity price volatility, exchange rates, import controls, increased competition, depletion of resources, technical progress, labor relations and government regulations, among other factors. Issuers in the materials sector may be liable for environmental damage and product liability claims. Production of materials may exceed demand as a result of market imbalances or economic downturns, leading to poor investment returns.

Small and Medium Capitalization Company Risk. Investing in securities of small and medium capitalization companies involves greater risk than customarily is associated with investing in larger, more established companies. These companies' securities may be more volatile and less liquid than those of more established companies, and they may be more sensitive to market conditions.

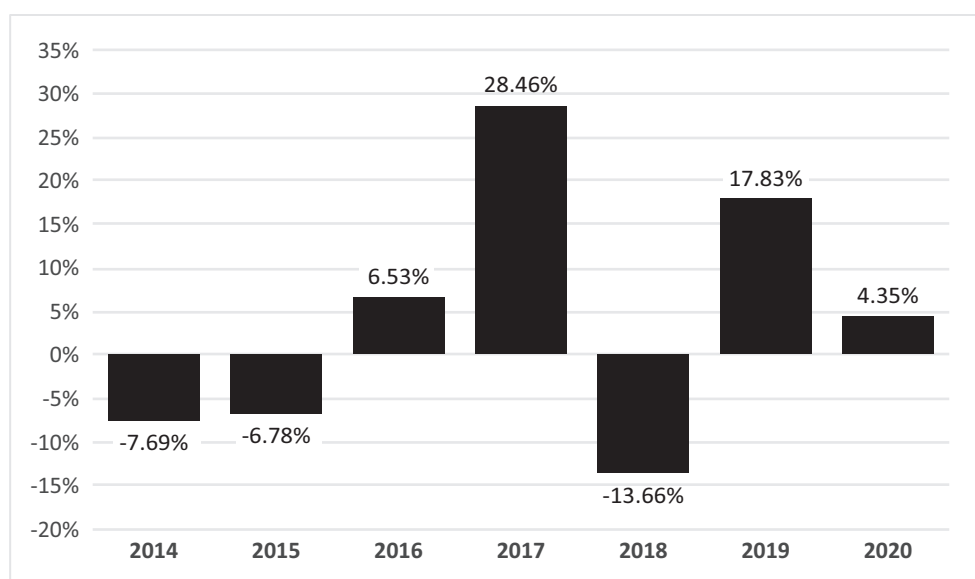
Value Investment Risk. The Fund considers certain value metrics when selecting stocks for inclusion in its portfolio and, as a result, the Fund may underperform when the market favors stocks with growth characteristics or a non-value investment approach. Value investments are subject to the risk that their intrinsic value may never be realized by the market.

PERFORMANCE

The following bar chart and table indicate the risks of investing in the Fund by showing how the Fund's average annual total returns compare with those of a relevant index that provides a broad measure of market performance. All returns include the reinvestment of dividends and distributions. As always, please note that the Fund's past performance (before and after taxes) does not necessarily indicate how the Fund will perform in the future. Updated performance information is available at www.cambriafunds.com.

The Fund's investment objective and strategies changed effective June 1, 2020. Prior to that date, Fund performance reflects the investment objective of the Fund when it sought investment results that corresponded (before fees and expenses) generally to the price and yield performance of the Cambria Foreign Shareholder Yield Index.

Total Annual Returns for Calendar Year Ended December 31



As of June 30, 2021, the Fund's year-to-date total return was 16.81%.

Best and Worst Quarter Returns (for the period reflected in the bar chart above)

Best: 22.68%, for the quarter ended 12/31/20

Worst: -31.94%, for the quarter ended 3/31/20

Average Annual Total Returns for the period ending December 31, 2020

			Since Inception (12/2/13)
Cambria Foreign Shareholder Yield ETF	1 Year	5 Years	
Return Before Taxes.....	4.35%	7.76%	3.62%
Return After Taxes on Distributions.....	3.00%	7.31%	3.10%
Return After Taxes on Distributions and Sale of Fund Shares.....	2.95%	6.49%	3.11%
MSCI EAFE Index (Reflects no deduction for fees, expenses or taxes) ...	8.28%	7.97%	5.15%

Average annual total returns are shown on a before- and after-tax basis for the Fund. After-tax returns are calculated using the historical highest individual federal marginal income tax rates and do not reflect the impact of state and local taxes. Actual after-tax returns depend on an investor's tax situation and may differ from those shown. After-tax returns shown are not relevant to investors who hold shares through tax-deferred arrangements, such as 401(k) plans or individual retirement plans.

INVESTMENT ADVISER

Cambria Investment Management, L.P. serves as the investment adviser of the Fund.

PORTFOLIO MANAGER

Mebane T. Faber is the portfolio manager for the Fund and has managed the Fund since its inception in December 2013.

PURCHASE AND SALE OF FUND SHARES

Individual Shares are listed on a national securities exchange and may only be purchased and sold in the secondary market through a broker-dealer at a market price. Because Shares trade at market prices rather than NAV, Shares may trade at a price greater than NAV (at a "premium") or less than NAV (at a "discount"). An investor may incur costs attributable to the difference between the highest price a buyer is willing to pay to purchase Shares (bid) and the lowest price a seller is willing to accept for Shares (ask) when buying and selling Shares in the secondary market (the "bid/ask spread"). Recent information regarding the Fund, including its NAV, market price, premiums and discounts, and bid/ask spreads, is available on the Fund's website at www.cambriafunds.com.

TAX INFORMATION

Distributions you receive from the Fund are generally taxable to you as ordinary income for federal income tax purposes, except that distributions will be taxed to you at long-term capital gain rates to the extent reported by the Fund as "capital gain dividends" or "qualified dividend income," and may also be subject to state or local taxes. Fund distributions may not be taxable to you if you are investing through a tax-advantaged retirement plan account or are a tax-exempt investor, although you may be taxed on withdrawals from your tax-advantaged account.

PURCHASES THROUGH BROKER-DEALERS AND OTHER FINANCIAL INTERMEDIARIES

If you purchase Shares through a broker-dealer or other financial intermediary, the Fund and its related companies may pay the intermediary for the sale of Shares and related services. These payments may create a conflict of interest by influencing the broker-dealer or other intermediary and your salesperson to recommend Shares over another investment. Ask your salesperson or visit your financial intermediary's website for more information.

FUND SUMMARY

Cambria Emerging Shareholder Yield ETF

INVESTMENT OBJECTIVE

The Fund seeks income and capital appreciation.

FEES AND EXPENSES

This table describes the fees and expenses that you may pay if you buy, hold and sell Shares. You may pay other fees, such as brokerage commissions and other fees to financial intermediaries, which are not reflected in the table and example below.

ANNUAL FUND OPERATING EXPENSES (EXPENSES THAT YOU PAY EACH YEAR AS A PERCENTAGE OF THE VALUE OF YOUR INVESTMENT)

Management Fee:	0.59%
Distribution and/or Service (12b-1) Fees:.....	0.00%
Other Expenses:	0.06%
Custodial Expenses:	0.06%
Total Annual Fund Operating Expenses:	0.65%

EXAMPLE

The following example is intended to help you compare the cost of investing in the Fund with the cost of investing in other funds. The example assumes that you invest \$10,000 in the Fund for the time periods indicated and then redeem all of your Shares at the end of those periods. The example also assumes that the Fund provides a return of 5% a year and that the operating expenses remain the same. The example does not reflect any brokerage commissions that you may pay on purchases and sales of Shares. Although your actual costs may be higher or lower, based on these assumptions, your costs would be:

One Year:	Three Years:	Five Years:	Ten Years:
\$66	\$208	\$362	\$810

PORTFOLIO TURNOVER

The Fund may pay transaction costs, including commissions, when it buys and sells securities (or “turns over” its portfolio). A higher portfolio turnover rate may indicate higher transaction costs and may result in higher taxes when Shares are held in a taxable account. These costs, which are not reflected in the annual fund operating expenses or in the example, affect the Fund’s performance. For the fiscal year ended April 30, 2021, the Fund’s portfolio turnover rate was 29% of the average value of its portfolio.

PRINCIPAL INVESTMENT STRATEGIES

The Fund is actively managed and seeks to achieve its investment objective by investing, under normal market conditions, at least 80% of its total assets in equity securities, including common stock and depositary receipts, issued by publicly listed companies in emerging foreign markets that provide high “shareholder yield.” The Fund’s investment adviser, Cambria Investment Management, L.P. (“Cambria” or the “Adviser”), defines “shareholder yield” as the totality of returns realized by an investor from a company’s cash payments for dividends, buybacks and debt paydowns. The Adviser considers an issuer to be in an emerging market if it is domiciled or principally traded in any of the following countries: Brazil, Colombia, Czech Republic, Greece, Hong Kong (Chinese domicile), Hungary, India, Indonesia, Malaysia, Mexico, Poland, Russia, South Africa, South Korea, Taiwan, Thailand, Turkey, or a market with similar characteristics as the aforementioned. The Adviser will update the list of emerging markets annually.

For the purposes of this strategy, Cambria calculates a company's shareholder yield by considering the following characteristics: (i) dividend payments to shareholders, (ii) return of capital in the form of share buybacks (*i.e.*, a company's repurchase of its own shares from the marketplace, which, in turn, reduces the number of outstanding shares for continuing shareholders or generates proceeds for existing shareholders), and (iii) paydown of a company's debt (*i.e.*, reducing a company's outstanding debt). Cambria believes that, while any one of these measures of a company's cash flows, in isolation, is inadequate to determine the attractiveness of its equity securities, considered together these measures have the potential to result in the construction of a portfolio of companies with higher potential for income and capital appreciation.

Utilizing its own quantitative model, Cambria selects the top 20% of stocks in the initial universe of emerging market, publicly listed companies based on their shareholder yield, as measured by dividend payments and net share buybacks. Cambria's quantitative algorithm then factors in the remaining stocks' debt paydowns and applies a number of value metrics to create a composite, including metrics such as, but not limited to, price-to-book (P/B) ratio, price-to-sales (P/S) ratio, price-to-earnings (P/E) ratio, price-to-free cash-flow (P/FCF or P/CF) ratio, and enterprise multiple (EV/EBITDA). Cambria then selects the top 100 stocks for inclusion in the Fund's portfolio that exhibit, in the aggregate, the best combination of shareholder yield characteristics and value metrics. Although Cambria seeks to weight these stocks equally in the Fund's portfolio, security weights may fluctuate in response to market conditions and investment opportunities.

Cambria screens the Fund's portfolio to limit its exposure to any single country outside the United States to 30% of Fund assets. Although the Fund generally expects to invest in companies with larger market capitalizations, the Fund may invest in small- and mid-capitalization companies. As of August 2, 2021, the Fund had significant investment exposure to companies in the materials and information technology sectors, and companies in Taiwan, South Africa and Russia as well as Chinese companies principally traded in Hong Kong.

The Fund may sell a security when Cambria believes that the security is overvalued or better investment opportunities are available, to invest in cash and cash equivalents, or to meet redemptions. Cambria expects to adjust the Fund's holdings periodically to meet the investment criteria and target allocations (*e.g.*, security weights and country-specific limits) established by the Fund's quantitative algorithm. As a result, the Fund may experience high portfolio turnover.

PRINCIPAL RISKS

An investment in the Fund involves risk. Each risk summarized below is considered a "principal risk" of investing in the Fund, regardless of the order in which it appears. The Fund's principal risks are presented in alphabetical order to facilitate investors' ability to identify particular risks and compare them with the risks of other funds. Some or all of these risks may adversely affect the Fund's net asset value per share ("NAV"), trading price, yield, total return, and/or ability to meet its objective. There is no assurance that the Fund will achieve its investment objective. An investor may lose money by investing in the Fund. For more information about the risks of investing in the Fund, see the sections titled "Additional Information About the Funds' Risks" and "Additional Non-Principal Risk Information."

Buyback Risk. When a company repurchases its shares from the marketplace through share buybacks, investors may perceive this action to be a reflection of management's belief that company shares are undervalued, but there is no guarantee that the price of a company's stock will increase after the company announces a buyback. Accordingly, share buybacks may not be an accurate predictor of a company's value or future share performance.

Cash Redemption Risk. The Fund's investment strategy will require it to effect redemptions by Authorized Participants, in whole or in part, for the cash value of large blocks of Shares called Creation Units. As a result, the Fund may pay out higher annual capital gain distributions and be less tax-efficient than if the in-kind redemption process was used exclusively. In addition, cash redemptions may incur higher brokerage costs than in-kind redemptions and these added costs may be borne by the Fund and negatively impact Fund performance.

Currency Strategies Risk. Currency exchange rates may fluctuate significantly over short periods of time and can be unpredictably affected by political developments or government intervention. Changes in currency exchange rates may affect the U.S. Dollar value of the Fund's investments.

Cyber Security Risk. The Fund, and its service providers, may be susceptible to operational and information security risks resulting from a breach in cyber security, including cyber-attacks. A breach in cyber security, intentional or unintentional, may adversely impact the Fund in many ways, including, but not limited to, disruption of the Fund's operational capacity, loss

of proprietary information, theft or corruption of data, denial-of-service attacks on websites or network resources, and the unauthorized release of confidential information. Cyber-attacks affecting the Fund's third-party service providers, including Cambria, the custodian, and the transfer agent, market makers, Authorized Participants, or the issuers of securities in which the Fund invests may subject the Fund to many of the same risks associated with direct cyber security breaches.

Depository Receipts Risk. The risks of investments in depository receipts are substantially similar to the risks of investing directly in foreign securities. In addition, depository receipts may not track the price of or may be less liquid than their underlying foreign securities, and the value of depository receipts may change materially at times when the U.S. markets are not open for trading.

Dividend Paying Security Risk. Securities that pay high dividends as a group can fall out of favor with the market, causing these companies to underperform companies that do not pay high dividends. Also, changes in the dividend policies of companies owned by the Fund and the capital resources available for these companies' dividend payments may adversely affect the Fund.

Emerging Markets Risk. Emerging market investments are subject to the same risks as foreign investments and to additional risks due to greater political and economic uncertainties as well as a relative lack of information about issuers in such markets. For example, emerging markets may be subject to, among other risks, greater market volatility; lower trading volume and liquidity; greater social, political and economic uncertainty; governmental controls on foreign investments and limitations on repatriation of invested capital; lower disclosure, corporate governance, auditing and financial reporting standards; fewer protections of property rights; fewer investor rights and limited legal, contractual or practical remedies available to investors against emerging market companies; restrictions on the transfer of securities or currency; and settlement and trading practices that differ from U.S. markets and markets of more developed countries.

Equity Investing Risk. An investment in the Fund involves risks similar to those of investing in any fund holding equity securities, such as market fluctuations, changes in interest rates and perceived trends in stock prices. The values of equity securities could decline generally or could underperform other investments due to factors affecting a specific issuer, market or securities markets generally.

Foreign Investment Risk. Returns on investments in foreign securities could be more volatile than, or trail the returns on, investments in U.S. securities. Exposures to foreign securities entail special risks, including risks due to: (i) differences in information available about foreign issuers; (ii) differences in investor protection standards in other jurisdictions; (iii) capital controls risks, including the risk of a foreign jurisdiction imposing restrictions on the ability to repatriate or transfer currency or other assets; (iv) political, diplomatic and economic risks; (v) regulatory risks; and (vi) foreign market and trading risks, including the costs of trading and risks of settlement in foreign jurisdictions. In addition, the Fund's investments in securities denominated in other currencies could decline due to changes in local currency relative to the value of the U.S. dollar, which may affect the Fund's returns.

Geographic Investment Risk. To the extent the Fund invests a significant portion of its assets in the securities of companies of a single country or region, it is more likely to be impacted by events or conditions affecting that country or region.

China Risk. Investments in China involve risks closely tied to the social, political, and economic conditions within China. The Chinese economy may experience slower growth if domestic or global demand for Chinese goods decreases significantly and/or key trading partners implement protectionist measures such as trade tariffs. China's economy is also susceptible to economic recession, market inefficiency, rising inflation rates, volatility and pricing anomalies that may be connected to governmental influence, a lack of public information and/or social and political instability. The Chinese government maintains strict currency controls, regularly intervenes in the currency market, and plays a major role in the country's economic policies regarding foreign investments. Foreign investors are subject to the risk of loss from expropriation or nationalization of their investment assets and property, governmental restrictions on foreign investments and the repatriation of capital.

Russia Risk. As a result of recent events involving Ukraine and the Russian Federation, the United States, Canada and the European Union have imposed sanctions on certain Russian individuals and corporate entities. The United States imposed additional sanctions on Russia as a result of Russia's interference in the U.S. election in 2016. Additional broader sanctions may be imposed in the future. These sanctions may result in the decline of the value and liquidity of Russian securities and could also result in the immediate freeze of Russian securities, impairing the ability of the Fund to buy, sell, receive or deliver those securities. The Fund may seek to suspend redemptions in the event that an emergency exists in which it is not reasonably practicable for the Fund to dispose of its securities or to determine the value of its net assets.

South Africa Risk. South Africa's economy is heavily dependent on natural resources and commodity prices. South Africa's currency may also be vulnerable to significant fluctuations and devaluation. Access to health care, unemployment, limited economic opportunity, and other financial constraints, continue to present obstacles to South Africa's full economic development. Disparities of wealth, the pace and success of democratization and capital market development and religious and racial disaffection have also led to social and political unrest. There can be no assurance that initiatives by the South African government to address these issues will achieve the desired results.

Taiwan Risk. The economy of Taiwan is heavily dependent on exports. Currency fluctuations, increasing competition from Asia's other emerge economies, and conditions that weaken demand for Taiwan's export products worldwide could have a negative impact on the Taiwanese economy as a whole. Concerns over Taiwan's history of political contention and its current relationship with China may also have a significant impact on the economy of Taiwan.

International Closed-Market Trading Risk. Because the Fund's investments may be traded in markets that are closed when the Exchange is open, there are likely to be deviations between the current pricing of an underlying investment and stale investment pricing (*i.e.*, the last quote from its closed foreign market), resulting in premiums or discounts to NAV that may be greater than those experienced by other ETFs.

Investment Risk. An investment in the Fund is not a deposit of a bank and is not insured or guaranteed by the Federal Deposit Insurance Corporation or any other government agency. When you sell your Shares, they could be worth less than what you paid for them.

Large Capitalization Company Risk. The Fund's investments in large capitalization companies may underperform other segments of the market because they may be less responsive to competitive challenges and opportunities and unable to attain high growth rates during periods of economic expansion.

Liquidity Risk. Liquidity risk exists when a particular investment is difficult to purchase or sell. A significant, rapid rise in interest rates may result in a period of volatility and increased redemptions if Fund securities become illiquid and are forced to sell the illiquid securities at disadvantageous times or prices. This could have a negative effect on the Fund's ability to achieve its investment objective and may result in losses to Fund shareholders.

Management Risk. The Fund is actively managed using proprietary investment strategies and processes. There can be no guarantee that these strategies and processes will be successful or that the Fund will achieve its investment objective.

Market Events Risk. Turbulence in the financial markets, reduced liquidity in the equity markets, and/or the advent of certain economic or political events, including global events such as war, acts of terrorism or a public health crisis, may negatively affect issuers, which could have an adverse effect on certain Fund holdings. In addition, there is a risk that policy changes by the U.S. Government, Federal Reserve and/or other government actors, such as increasing interest rates, could cause increased volatility in financial markets and higher levels of Fund redemptions, which could have a negative impact on certain Fund holdings.

Recent Events. The respiratory illness COVID-19 caused by a novel coronavirus has resulted in a global pandemic and major disruption to economies and markets around the world, including the United States. Financial markets have experienced extreme volatility and severe losses, and trading in many instruments has been disrupted. Liquidity for many instruments has been greatly reduced for periods of time. Some interest rates are very low and in some cases yields are negative. Some sectors of the economy and individual issuers have experienced particularly large losses. These circumstances may continue for an extended period of time, and may continue to affect adversely the value and liquidity of the Fund's investments.

Portfolio Turnover Risk. The Fund's strategy may frequently involve buying and selling portfolio securities to rebalance the Fund's exposure to various market sectors. Higher portfolio turnover may result in the Fund paying higher levels of transaction costs and generating greater tax liabilities for shareholders. Portfolio turnover risk may cause the Fund's performance to be less than you expect.

Premium-Discount Risk. Shares may trade above (premium) or below (discount) their NAV. The market prices of Shares will generally fluctuate in accordance with changes in NAV as well as the relative supply of, and demand for, Shares on the Exchange. This risk is heightened in times of market volatility or periods of steep market declines.

Quantitative Security Selection Risk. Cambria uses quantitative techniques to generate investment decisions and select stocks, and the Fund may not perform as intended if it relies on erroneous or outdated data from one or more third parties. Errors in data used in the quantitative model may occur from time to time and may not be identified and/or corrected before having an adverse impact on the Fund and its shareholders.

Secondary Market Trading Risk. Investors buying or selling Shares in the secondary market may pay brokerage commissions, which may be a significant proportional cost for investors seeking to buy or sell relatively small amounts of Shares. In addition, secondary market investors will also incur a bid/ask spread, which varies over time for Shares based on trading volume and market liquidity and is generally higher if Shares have little trading volume and market liquidity. Although the Shares are listed on the Exchange, there can be no assurance that an active or liquid trading market for them will develop or be maintained. In stressed market conditions, the liquidity of Shares may begin to mirror the liquidity of the Fund's underlying portfolio holdings, which can be significantly less liquid than Shares. In addition, trading in Shares on the Exchange may be halted.

Sector Risk. To the extent that the Fund invests a significant portion of its assets in a particular economic sector, the Fund may be susceptible to loss due to adverse occurrences affecting that sector.

Information Technology Sector Risk. Technology companies face intense competition, which may have an adverse effect on their profit margins. These companies may also have limited product lines, markets, financial resources or personnel. The products of technology companies may face obsolescence due to rapid technological developments and frequent new product introduction, unpredictable changes in growth rates and competition for the services of qualified personnel. Companies in the technology sector are heavily dependent on patent and intellectual property rights. The loss or impairment of these rights may adversely affect the profitability of these companies.

Materials Sector Risk. Issuers in the materials sector may be adversely affected by commodity price volatility, exchange rates, import controls, increased competition, depletion of resources, technical progress, labor relations and government regulations, among other factors. Issuers in the materials sector may be liable for environmental damage and product liability claims. Production of materials may exceed demand as a result of market imbalances or economic downturns, leading to poor investment returns.

Small and Medium Capitalization Company Risk. Investing in securities of small and medium capitalization companies involves greater risk than customarily is associated with investing in larger, more established companies. These companies' securities may be more volatile and less liquid than those of more established companies, and they may be more sensitive to market conditions.

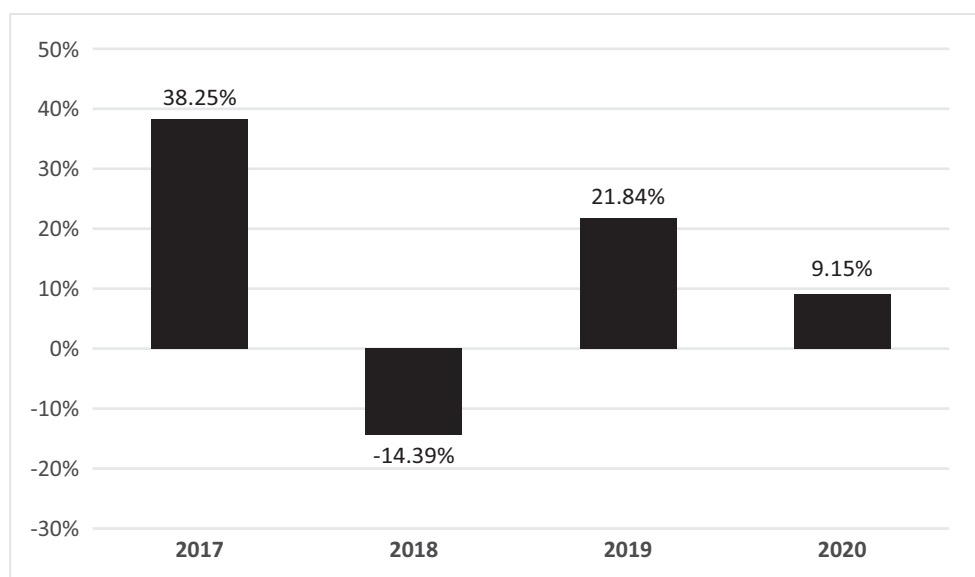
Value Investment Risk. The Fund considers certain value metrics when selecting stocks for inclusion in its portfolio and, as a result, the Fund may underperform when the market favors stocks with growth characteristics or a non-value investment approach. Value investments are subject to the risk that their intrinsic value may never be realized by the market.

PERFORMANCE

The following bar chart and table indicate the risks of investing in the Fund by showing how the Fund's average annual total returns compare with those of a relevant index that provides a broad measure of market performance. All returns include the reinvestment of dividends and distributions. As always, please note that the Fund's past performance (before and after taxes) does not necessarily indicate how the Fund will perform in the future. Updated performance information is available at www.cambriafunds.com.

The Fund's investment objective and strategies changed effective June 29, 2020. Prior to that date, Fund performance reflects the investment objective of the Fund when it sought investment results that corresponded (before fees and expenses) generally to the price and yield performance of the Cambria Emerging Shareholder Yield Index.

Total Annual Returns for Calendar Year Ended December 31



As of June 30, 2021, the Fund's year-to-date total return was 14.88%.

Best and Worst Quarter Returns (for the period reflected in the bar chart above)

Best: 22.74% for the quarter ended 12/31/20

Worst: -31.18% for the quarter ended 3/31/20

Average Annual Total Returns for the period ending December 31, 2020

Cambria Emerging Shareholder Yield ETF	1 Year	Since Inception (7/13/16)
Return Before Taxes.....	9.15%	11.90%
Return After Taxes on Distributions.....	7.87%	11.35%
Return After Taxes on Distributions and Sale of Fund Shares.....	5.56%	9.86%
MSCI Emerging Markets Index (Reflects no deduction for fees, expenses or taxes)	18.69%	12.57%

Average annual total returns are shown on a before- and after-tax basis for the Fund. After-tax returns are calculated using the historical highest individual federal marginal income tax rates and do not reflect the impact of state and local taxes. Actual after-tax returns depend on an investor's tax situation and may differ from those shown. After-tax returns shown are not relevant to investors who hold shares through tax-deferred arrangements, such as 401(k) plans or individual retirement plans.

INVESTMENT ADVISER

Cambria Investment Management, L.P. serves as the investment adviser of the Fund.

PORTFOLIO MANAGER

Mebane T. Faber is the portfolio manager for the Fund and has managed the Fund since its inception in July 2016.

PURCHASE AND SALE OF FUND SHARES

Individual Shares are listed on a national securities exchange and may only be purchased and sold in the secondary market through a broker-dealer at a market price. Because Shares trade at market prices rather than NAV, Shares may trade at a price greater than NAV (at a “premium”) or less than NAV (at a “discount”). An investor may incur costs attributable to the difference between the highest price a buyer is willing to pay to purchase Shares (bid) and the lowest price a seller is willing to accept for Shares (ask) when buying and selling Shares in the secondary market (the “bid/ask spread”). Recent information regarding the Fund, including its NAV, market price, premiums and discounts, and bid/ask spreads, is available on the Fund’s website at www.cambriafunds.com.

TAX INFORMATION

Distributions you receive from the Fund are generally taxable to you as ordinary income for federal income tax purposes, except that distributions will be taxed to you at long-term capital gain rates to the extent reported by the Fund as “capital gain dividends” or “qualified dividend income,” and may also be subject to state or local taxes. Fund distributions may not be taxable to you if you are investing through a tax-advantaged retirement plan account or are a tax-exempt investor, although you may be taxed on withdrawals from your tax-advantaged account.

PURCHASES THROUGH BROKER-DEALERS AND OTHER FINANCIAL INTERMEDIARIES

If you purchase Shares through a broker-dealer or other financial intermediary, the Fund and its related companies may pay the intermediary for the sale of Shares and related services. These payments may create a conflict of interest by influencing the broker-dealer or other intermediary and your salesperson to recommend Shares over another investment. Ask your salesperson or visit your financial intermediary’s website for more information.

FUND SUMMARY

Cambria Global Tail Risk ETF (formerly, Cambria Sovereign Bond ETF)

INVESTMENT OBJECTIVE

The Fund seeks to provide income and capital appreciation.

FEES AND EXPENSES

This table describes the fees and expenses that you may pay if you buy, hold and sell Shares. You may pay other fees, such as brokerage commissions and other fees to financial intermediaries, which are not reflected in the table and example below.

ANNUAL FUND OPERATING EXPENSES (EXPENSES THAT YOU PAY EACH YEAR AS A PERCENTAGE OF THE VALUE OF YOUR INVESTMENT)

Management Fee:	0.59%
Distribution and/or Service (12b-1) Fees:	0.00%
Acquired Fund Fees and Expenses*:	0.04%
Other Expenses:	0.00%
Total Annual Fund Operating Expenses*:	0.63%

* Total Annual Fund Operating Expenses may not correlate to the expense ratios in the Fund's financial highlights because the financial highlights reflect only the Fund's operating expenses and do not include Acquired Fund Fees and Expenses, which are fees and expenses incurred indirectly by the Fund through its investments in certain underlying investment companies.

EXAMPLE

The following example is intended to help you compare the cost of investing in the Fund with the cost of investing in other funds. The example assumes that you invest \$10,000 in the Fund for the time periods indicated and then redeem all of your Shares at the end of those periods. The example also assumes that the Fund provides a return of 5% a year and that the operating expenses remain the same. The example does not reflect any brokerage commissions that you may pay on purchases and sales of Shares. Although your actual costs may be higher or lower, based on these assumptions, your costs would be:

One Year:	Three Years:	Five Years:	Ten Years:
\$64	\$202	\$351	\$786

PORTFOLIO TURNOVER

The Fund may pay transaction costs, including commissions, when it buys and sells securities (or "turns over" its portfolio). A higher portfolio turnover rate may indicate higher transaction costs and may result in higher taxes when Shares are held in a taxable account. These costs, which are not reflected in the annual fund operating expenses or in the example, affect the Fund's performance. For the fiscal year ended April 30, 2021, the Fund's portfolio turnover rate was 53% of the average value of its portfolio.

PRINCIPAL INVESTMENT STRATEGIES

The Fund is actively managed and seeks to achieve its investment objective by providing a hedge against a significant negative movement of global ex-U.S. equities. The Fund pursues its objective by (i) investing in cash, U.S. government bonds, including U.S. Treasuries and Treasury inflation-protected securities (TIPS), ex-U.S. sovereign bonds, and U.S.-listed exchange traded funds ("ETFs") that invest primarily in U.S. Treasuries, TIPS or ex-U.S. sovereign bonds and (ii) utilizing a put option strategy

to manage the risk of a significant negative movement in the value of global ex-U.S. equities (commonly referred to as tail risk) over rolling one-month periods. Under normal market conditions, the Fund's bond portfolio invests at least 40% of its total assets in investment grade, intermediate U.S. treasuries and TIPS and at least 40% of its total assets in ex-U.S. sovereign bonds, including investment grade and non-investment grade bonds issued by developed and emerging market governments with short and intermediate durations. The Fund's investment adviser, Cambria Investment Management, L.P. ("Cambria" or the "Adviser"), seeks to allocate assets in the Fund's bond portfolio broadly across these various bond markets and hold a diversified bond portfolio that offsets the cost of option premiums, but does not actively manage the Fund's bond portfolio. To hedge against sharp declines in the global ex-U.S. stock markets, each month, the Fund purchases U.S. exchange-listed protective "at the money" or "out of the money" put options on (i) stock indices that broadly cover developed ex-U.S. markets and emerging markets or (ii) U.S.-listed ETFs that track these broad global ex-U.S. equity markets.

Cambria intends to spend approximately one percent of the Fund's total assets per month to purchase put options. Buying a put option provides the purchaser the right to sell the underlying asset (index or ETF) to the put seller at a specified price (the "strike price") within a specified time period. Cambria generally targets put options in the 0% to 30% out of the money range. If a put option is 30% out of the money, the put option's strike price is 30% below the value of the underlying asset. If a put option is at the money (*i.e.*, 0% out of the money), the put option's strike price is equal to the value of the underlying asset. If the value of the underlying asset is below the strike price, the put option is considered to be "in the money".

There is an associated cost (premium) with the purchase of an option, but in the event the underlying asset declines in value below the strike price and the holder exercises the option, the holder will be entitled to receive the difference between the value of the underlying asset and the strike price (which gain is offset by the premium originally paid by the holder). Accordingly, if the underlying asset declines in value, ownership of the put option may reduce the downside risk associated with the underlying asset. In the event the value of the underlying asset closes above the strike price as of the expiration date, the put option may end up worthless and the premium paid for the option might be lost. For example, if the Fund purchases a put option on the MSCI Emerging Markets Index ("MXEF" and, its put option, a "MXEF Put"), the Fund pays a premium to the option seller, which decreases the Fund's return. If, however, the price of the MXEF falls below the MXEF Put's strike price, the option finishes in the money and the option seller pays the Fund the difference between the strike price of the MXEF Put and the price of the MXEF.

Cambria has implemented the put option strategy to attempt to provide protection from significant global ex-U.S. equity market declines on a month-by-month basis. The bulk of this protection comes in the form of put options on indices or ETFs that track the performance of global ex-U.S. equity markets. When selecting put options, Cambria does not seek out put options that cover specific ex-U.S. markets that it expects to underperform; rather, Cambria selects put options that broadly cover the stock markets of both ex-U.S. developed countries and emerging market nations. Cambria generally intends to re-initiate new options positions that make up the put option position each month and reinvest any gains from these activities into intermediate-term U.S. government bonds, including U.S. Treasuries and TIPS, ex-U.S. sovereign bonds, and ETFs that invest primarily in these types of bonds. Cambria also may, at its discretion, liquidate and establish new option positions intra-month, or liquidate option positions without establishing new positions when Cambria deems that doing so would be beneficial to the Fund, such as when an option is significantly in the money or significantly out of the money. The put option strategy only includes exchange-listed put options.

PRINCIPAL RISKS

An investment in the Fund involves risk. Each risk summarized below is considered a "principal risk" of investing in the Fund, regardless of the order in which it appears. The Fund's principal risks are presented in alphabetical order to facilitate investors' ability to identify particular risks and compare them with the risks of other funds. Some or all of these risks may adversely affect the Fund's net asset value per share ("NAV"), trading price, yield, total return, and/or ability to meet its objective. There is no assurance that the Fund will achieve its investment objective. An investor may lose money by investing in the Fund. For more information about the risks of investing in the Fund, see the sections titled "Additional Information About the Funds' Risks" and "Additional Non-Principal Risk Information."

Cash Redemption Risk. The Fund's investment strategy will require it to effect redemptions by Authorized Participants, in whole or in part, for the cash value of large blocks of Shares called Creation Units. As a result, the Fund may pay out higher annual capital gain distributions and be less tax-efficient than if the in-kind redemption process was used exclusively. In addition, cash redemptions may incur higher brokerage costs than in-kind redemptions and these added costs may be borne by the Fund and negatively impact Fund performance.

Currency Strategies Risk. Currency exchange rates may fluctuate significantly over short periods of time and can be unpredictably affected by political developments or government intervention. Changes in currency exchange rates may affect the U.S. dollar value of the Fund's investments.

Cyber Security Risk. The Fund, and its service providers, may be susceptible to operational and information security risks resulting from a breach in cyber security, including cyber-attacks. A breach in cyber security, intentional or unintentional, may adversely impact the Fund in many ways, including, but not limited to, disruption of the Fund's operational capacity, loss of proprietary information, theft or corruption of data, denial-of-service attacks on websites or network resources, and the unauthorized release of confidential information. Cyber-attacks affecting the Fund's third-party service providers, including Cambria, the custodian, and the transfer agent, market makers, Authorized Participants, or the issuers of securities in which the Fund invests may subject the Fund to many of the same risks associated with direct cyber security breaches.

Derivatives Risk. Derivatives, such as put options, can be volatile, and a small investment in a derivative can have a large impact on the performance of the Fund. Derivatives are financial instruments that derive their performance from an underlying reference asset, such as an index. The return on a derivative instrument may not correlate with the return of its underlying reference asset. Derivatives used to hedge against an opposite position may offset losses, but they also may offset gains.

Options Risk. The value of the Fund's positions in options fluctuates in response to changes in the value of the underlying index. The Fund also risks losing all or part of the cash paid for purchasing put options. Because the Fund only purchases put options, the Fund's losses from its exposure to put options is limited to the amount of premiums paid to the option seller.

Emerging Markets Risk. Emerging market investments are subject to the same risks as foreign investments and to additional risks due to greater political and economic uncertainties as well as a relative lack of information about issuers in such markets. For example, emerging markets may be subject to, among other risks, greater market volatility; lower trading volume and liquidity; greater social, political and economic uncertainty; governmental controls on foreign investments and limitations on repatriation of invested capital; lower disclosure, corporate governance, auditing and financial reporting standards; fewer protections of property rights; fewer investor rights and limited legal, contractual or practical remedies available to investors against emerging market companies; restrictions on the transfer of securities or currency; and settlement and trading practices that differ from U.S. markets and markets of more developed countries.

ETFs and Investment Companies Risk. The risks of investing in securities of ETFs and investment companies typically reflect the risks of the types of instruments in which the underlying ETF or investment company invests. In addition, with such investments, the Fund bears its proportionate share of the fees and expenses of the underlying entity. As a result, the Fund's operating expenses may be higher and performance may be lower.

Fixed Income Risk. A decline in an issuer's credit rating and/or financial condition may cause such issuer's fixed income securities to decrease in value while experiencing increased volatility and investment risk. During periods of falling interest rates, an issuer of a callable bond held by the Fund may "call" (or repay) the security before its stated maturity, and the Fund may have to reinvest the proceeds at lower interest rates, resulting in a decline in the Fund's income. The market value of a fixed income security generally changes in response to changes in interest rates and may change quickly and without warning in response to issuer defaults and changes in issuer credit ratings.

Foreign Investment Risk. Returns on investments in foreign securities could be more volatile than, or trail the returns on, investments in U.S. securities. Exposures to foreign securities entail special risks, including risks due to: (i) differences in information available about foreign issuers; (ii) differences in investor protection standards in other jurisdictions; (iii) capital controls risks, including the risk of a foreign jurisdiction imposing restrictions on the ability to repatriate or transfer currency or other assets; (iv) political, diplomatic and economic risks; (v) regulatory risks; and (vi) foreign market and trading risks, including the costs of trading and risks of settlement in foreign jurisdictions. In addition, the Fund's investments in securities denominated in other currencies could decline due to changes in local currency relative to the value of the U.S. dollar, which may affect the Fund's returns.

Geographic Investment Risk. To the extent the Fund invests a significant portion of its assets in the securities of companies of a single country or region, it is more likely to be impacted by events or conditions affecting that country or region.

Hedging Risk. Options used by the Fund to offset its exposure to tail risk or reduce volatility may not perform as intended. There can be no assurance that the Fund's put option strategy will be effective. It may expose the Fund to losses, *e.g.*, option premiums, to which it would not have otherwise been exposed if it only invested, directly or indirectly, in U.S. government bonds and ex-U.S. sovereign bonds. Further, the put option strategy may not fully protect the Fund against declines in the value of its portfolio securities.

High Yield Securities Risk. High yield securities and unrated securities of comparable credit quality are subject to the increased risk of an issuer's inability to meet principal and interest payment obligations. High yield securities are subject to a greater risk of default and investments in them are inherently speculative. The secondary markets in which high yield securities are traded may be less liquid and more volatile than the market for higher grade securities.

Inflation-Protected Security Risk. Inflation-protected securities, such as Treasury inflation-protected securities (TIPS), provide protection against inflation. Inflation-protected securities typically decrease in value when real interest rates rise and increase in value when real interest rates fall.

Interest Rate Risk. The market value of fixed income securities generally changes in response to changes in interest rates. As interest rates rise, the value of certain fixed income securities is likely to decrease. Similarly, if interest rates decline, the value of fixed income securities is likely to increase. Interest rate risk is generally lower for shorter-term investments and higher for longer-term investments. As of the date of this Prospectus, interest rates are near historic lows, but risks associated with rising interest rates are heightened given the possibility that the Federal Reserve may increase interest rates and/or change existing government fiscal policy initiatives in the near future, which could signal an end to the historically low interest rate environment. To the extent that rates increase substantially and/or rapidly, the Fund may be subject to significant losses.

International Closed-Market Trading Risk. Because the Fund's investments may be traded in markets that are closed when the Exchange is open, there are likely to be deviations between the current pricing of an underlying investment and stale investment pricing (*i.e.*, the last quote from its closed foreign market), resulting in premiums or discounts to NAV that may be greater than those experienced by other ETFs.

Investment Risk. An investment in the Fund is not a deposit of a bank and is not insured or guaranteed by the Federal Deposit Insurance Corporation or any other government agency. When you sell your Shares, they could be worth less than what you paid for them.

Liquidity Risk. Liquidity risk exists when a particular investment is difficult to purchase or sell. A significant, rapid rise in interest rates may result in a period of volatility and increased redemptions if Fund securities become illiquid and are forced to sell the illiquid securities at disadvantageous times or prices. This could have a negative effect on the Fund's ability to achieve its investment objective and may result in losses to Fund shareholders.

Management Risk. The Fund is actively managed using proprietary investment strategies and processes. There can be no guarantee that these strategies and processes will be successful or that the Fund will achieve its investment objective.

Market Events Risk. Turbulence in the financial markets, reduced liquidity in the equity markets, and/or the advent of certain economic or political events, including global events such as war, acts of terrorism or a public health crisis, may negatively affect issuers, which could have an adverse effect on certain Fund holdings. In addition, there is a risk that policy changes by the U.S. Government, Federal Reserve and/or other government actors, such as increasing interest rates, could cause increased volatility in financial markets and higher levels of Fund redemptions, which could have a negative impact on certain Fund holdings.

Recent Events. The respiratory illness COVID-19 caused by a novel coronavirus has resulted in a global pandemic and major disruption to economies and markets around the world, including the United States. Financial markets have experienced extreme volatility and severe losses, and trading in many instruments has been disrupted. Liquidity for many instruments has been greatly reduced for periods of time. Some interest rates are very low and in some cases yields are negative. Some sectors of the economy and individual issuers have experienced particularly large losses. These circumstances may continue for an extended period of time, and may continue to affect adversely the value and liquidity of the Fund's investments.

Portfolio Turnover Risk. The Fund's strategy may result in high portfolio turnover rates, which may increase the Fund's brokerage commission costs and negatively impact the Fund's performance. Such portfolio turnover also may generate net short-term capital gains.

Premium-Discount Risk. Shares may trade above (premium) or below (discount) their NAV. The market prices of Shares will generally fluctuate in accordance with changes in NAV as well as the relative supply of, and demand for, Shares on the Exchange. This risk is heightened in times of market volatility or periods of steep market declines.

Secondary Market Trading Risk. Investors buying or selling Shares in the secondary market may pay brokerage commissions or other charges, which may be a significant proportional cost for investors seeking to buy or sell relatively small amounts of Shares. In addition, secondary market investors will also incur a bid/ask spread, which varies over time for Shares based on trading volume and market liquidity and is generally higher if Shares have little trading volume and market liquidity. Although the Shares are listed on the Exchange, there can be no assurance that an active or liquid trading market for them will develop or be maintained. In stressed market conditions, the liquidity of Shares may begin to mirror the liquidity of the Fund's underlying portfolio holdings, which can be significantly less liquid than Shares. In addition, trading in Shares on the Exchange may be halted.

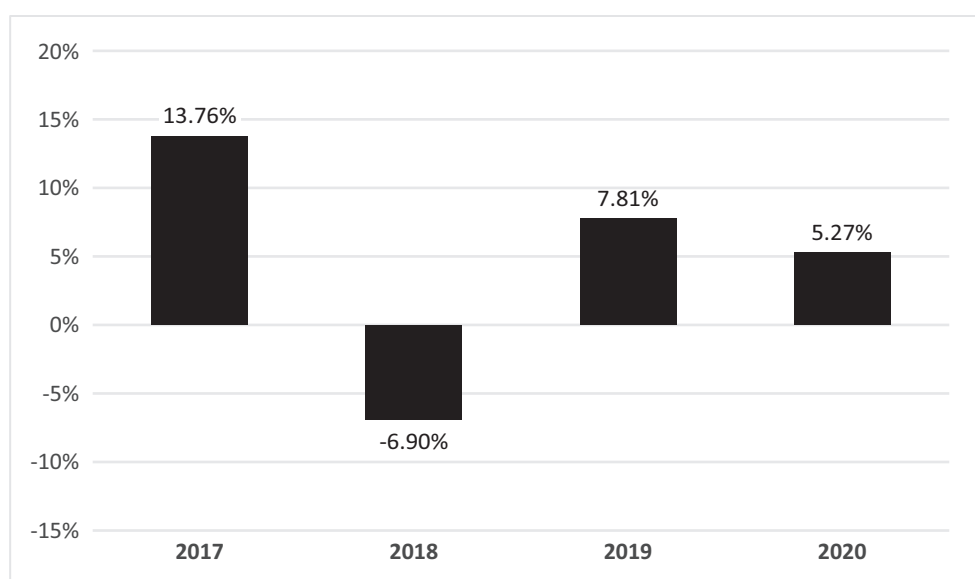
Sovereign Debt Securities Risk. Investments in sovereign and quasi-sovereign debt obligations involve special risks not present in corporate debt obligations. The issuer of the sovereign debt or the authorities that control the repayment of the debt may be unable or unwilling to repay principal or interest when due, and the Fund may have limited recourse in the event of a default. During periods of economic uncertainty, the market prices of sovereign debt, and the Fund's net asset value, may be more volatile than prices of U.S. debt obligations. In the past, certain non-U.S. markets have encountered difficulties in servicing their debt obligations, withheld payments of principal and interest and declared moratoria on the payment of principal and interest on their sovereign debts. These risks increase for lower-rated and high yield debt securities, as discussed in this Prospectus.

PERFORMANCE

The following bar chart and table indicate the risks of investing in the Fund by showing how the Fund's average annual total returns compare with those of a relevant index that provides a broad measure of market performance. All returns include the reinvestment of dividends and distributions. As always, please note that the Fund's past performance (before and after taxes) does not necessarily indicate how the Fund will perform in the future. Updated performance information is available at www.cambriafunds.com.

The Fund's name and investment objective changed effective March 15, 2021. Fund performance prior to March 15, 2021 reflects the investment objective and principal investment strategy of the Fund when it was the Cambria Sovereign Bond ETF and it sought income and capital appreciation from investments in securities and instruments that provide exposure to sovereign and quasi-sovereign bonds.

Total Annual Returns for Calendar Year Ended December 31



As of June 30, 2021, the Fund's year-to-date total return was -13.41%.

Best and Worst Quarter Returns (for the period reflected in the bar chart above)

Best: 7.46%, for the quarter ended 6/30/20

Worst: -9.62%, for the quarter ended 6/30/18

Average Annual Total Returns for the period ending December 31, 2020

	1 Year	Since Inception (2/22/16)
Cambria Global Tail Risk ETF*		
Return Before Taxes.....	5.27%	5.22%
Return After Taxes on Distributions.....	4.98%	3.52%
Return After Taxes on Distributions and Sale of Fund Shares.....	3.11%	3.27%
Bloomberg Barclays US Short Treasury Index (Reflects no deduction for fees, expenses or taxes).....	0.95%	1.34%
FTSE/Citi World Government Bond Index (Reflects no deduction for fees, expenses or taxes)	10.78%	4.23%
Spliced Index—FTSE/Citi World Government Bond Index/Bloomberg Barclays US Short Treasury Index (Reflects no deduction for fees, expenses or taxes)**	10.78%	4.23%

* The Fund's investment objective changed effective March 15, 2021. Prior to that date, the Fund sought income and capital appreciation from investments in securities and instruments that provide exposure to sovereign and quasi-sovereign bonds pursuant to the principal investment strategy of the Cambria Sovereign Bond ETF.

** Reflects performance of FTSE/Citi World Government Bond Index prior to March 15, 2021 and Bloomberg Barclays US Short Treasury Index thereafter.

Average annual total returns are shown on a before- and after-tax basis for the Fund. After-tax returns are calculated using the historical highest individual federal marginal income tax rates and do not reflect the impact of state and local taxes. Actual after-tax returns depend on an investor's tax situation and may differ from those shown. After-tax returns shown are not relevant to investors who hold shares through tax-deferred arrangements, such as 401(k) plans or individual retirement plans.

INVESTMENT ADVISER

Cambria Investment Management, L.P. serves as the investment adviser of the Fund.

PORTFOLIO MANAGER

Mebane T. Faber is the portfolio manager for the Fund and has managed the Fund since its inception in February 2016.

PURCHASE AND SALE OF FUND SHARES

Individual Shares are listed on a national securities exchange and may only be purchased and sold in the secondary market through a broker-dealer at a market price. Because Shares trade at market prices rather than NAV, Shares may trade at a price greater than NAV (at a “premium”) or less than NAV (at a “discount”). An investor may incur costs attributable to the difference between the highest price a buyer is willing to pay to purchase Shares (bid) and the lowest price a seller is willing to accept for Shares (ask) when buying and selling Shares in the secondary market (the “bid/ask spread”). Recent information regarding the Fund, including its NAV, market price, premiums and discounts, and bid/ask spreads, is available on the Fund’s website at www.cambriafunds.com.

TAX INFORMATION

Distributions you receive from the Fund are generally taxable to you as ordinary income for federal income tax purposes, except that distributions will be taxed to you at long-term capital gain rates to the extent reported by the Fund as “capital gain dividends” or “qualified dividend income,” and may also be subject to state or local taxes. Fund distributions may not be taxable to you if you are investing through a tax-advantaged retirement plan account or are a tax-exempt investor, although you may be taxed on withdrawals from your tax-advantaged account.

PURCHASES THROUGH BROKER-DEALERS AND OTHER FINANCIAL INTERMEDIARIES

If you purchase Shares through a broker-dealer or other financial intermediary, the Fund and its related companies may pay the intermediary for the sale of Shares and related services. These payments may create a conflict of interest by influencing the broker-dealer or other intermediary and your salesperson to recommend Shares over another investment. Ask your salesperson or visit your financial intermediary’s website for more information.

FUND SUMMARY

Cambria Global Value ETF

INVESTMENT OBJECTIVE

The Fund seeks income and capital appreciation.

FEES AND EXPENSES

This table describes the fees and expenses that you may pay if you buy, hold and sell Shares. You may pay other fees, such as brokerage commissions and other fees to financial intermediaries, which are not reflected in the table and example below.

ANNUAL FUND OPERATING EXPENSES (EXPENSES THAT YOU PAY EACH YEAR AS A PERCENTAGE OF THE VALUE OF YOUR INVESTMENT)

Management Fee:	0.59%
Distribution and/or Service (12b-1) Fees:	0.00%
Acquired Fund Fees and Expenses*:	0.05%
Other Expenses:	0.07%
Custodial Expenses:	0.07%
Total Annual Fund Operating Expenses*:	0.71%

* Total Annual Fund Operating Expenses may not correlate to the expense ratios in the Fund's financial highlights because the financial highlights reflect only the Fund's operating expenses and do not include Acquired Fund Fees and Expenses, which are fees and expenses incurred indirectly by the Fund through its investments in certain underlying investment companies.

EXAMPLE

The following example is intended to help you compare the cost of investing in the Fund with the cost of investing in other funds. The example assumes that you invest \$10,000 in the Fund for the time periods indicated and then redeem all of your Shares at the end of those periods. The example also assumes that the Fund provides a return of 5% a year and that the operating expenses remain the same. The example does not reflect any brokerage commissions that you may pay on purchases and sales of Shares. Although your actual costs may be higher or lower, based on these assumptions, your costs would be:

One Year:	Three Years:	Five Years:	Ten Years:
\$73	\$227	\$395	\$882

PORTFOLIO TURNOVER

The Fund may pay transaction costs, including commissions, when it buys and sells securities (or "turns over" its portfolio). A higher portfolio turnover rate may indicate higher transaction costs and may result in higher taxes when Shares are held in a taxable account. These costs, which are not reflected in the annual fund operating expenses or in the example, affect the Fund's performance. For the fiscal year ended April 30, 2021, the Fund's portfolio turnover rate was 14% of the average value of its portfolio.

PRINCIPAL INVESTMENT STRATEGIES

The Fund is actively managed and seeks to achieve its investment objective by investing, under normal market conditions, at least 80% of its total assets in equity securities, including common stock and depositary receipts, issued by publicly listed companies in developed and emerging markets that exhibit strong value characteristics. The Fund's investment adviser, Cambria Investment Management, L.P. ("Cambria" or the "Adviser"), uses its own proprietary rules-based quantitative algorithm to select the Fund's holdings.

Utilizing its own quantitative model, Cambria identifies countries with undervalued securities markets, according to various value metrics, including the cyclically adjusted price-to-earnings ratio, commonly known as the "CAPE Shiller P/E ratio." The CAPE Shiller P/E ratio for a country's equity market (typically represented by a broadly diversified index) is derived by dividing the current market value of a country's primary stock market index (*e.g.*, S&P 500) by the average of ten years of earnings of index constituent companies (moving average), adjusted for inflation. Cambria's algorithm then identifies equities that (i) are domiciled or principally traded in one of the countries with undervalued securities markets and (ii) exhibit strong value characteristics. The algorithm applies a number of value metrics to individual equity securities, including, but not limited to, price-to-sales (P/S) ratio, price-to-earnings (P/E) ratio, and enterprise multiple (EV/EBITDA). Securities in the Fund may be denominated in either the U.S. dollar or other currencies. Although Cambria seeks to weight these stocks equally in the Fund's portfolio, security weights may fluctuate in response to market conditions and investment opportunities.

Cambria screens the Fund's portfolio to limit its exposure to any single country outside the United States to 20% of Fund assets. Although the Fund generally expects to invest in companies with larger market capitalizations, the Fund may invest in small- and mid-capitalization companies. At least 40% of the Fund's holdings are expected to be composed of securities of issuers domiciled or principally traded in at least three countries (including the United States). As of August 2, 2021, the Fund had significant investment exposure to companies in the financial services, materials and utilities sectors as well as companies in Europe.

The Fund may sell a security when Cambria believes that the security is overvalued or better investment opportunities are available, to invest in cash and cash equivalents, or to meet redemptions. Cambria expects to adjust the Fund's holdings periodically to meet the investment criteria and target allocations (*e.g.*, security weights and country-specific limits) established by the Fund's quantitative algorithm. The Fund may also invest in U.S.-listed exchange traded funds ("ETFs") to gain exposure to the equity markets and issuers of developed and emerging market countries.

PRINCIPAL RISKS

An investment in the Fund involves risk. Each risk summarized below is considered a "principal risk" of investing in the Fund, regardless of the order in which it appears. The Fund's principal risks are presented in alphabetical order to facilitate investors' ability to identify particular risks and compare them with the risks of other funds. Some or all of these risks may adversely affect the Fund's net asset value per share ("NAV"), trading price, yield, total return, and/or ability to meet its objective. There is no assurance that the Fund will achieve its investment objective. An investor may lose money by investing in the Fund. For more information about the risks of investing in the Fund, see the sections titled "Additional Information About the Funds' Risks" and "Additional Non-Principal Risk Information."

Cash Redemption Risk. The Fund's investment strategy will require it to effect redemptions by Authorized Participants, in whole or in part, for the cash value of large blocks of Shares called Creation Units. As a result, the Fund may pay out higher annual capital gain distributions and be less tax-efficient than if the in-kind redemption process was used exclusively. In addition, cash redemptions may incur higher brokerage costs than in-kind redemptions and these added costs may be borne by the Fund and negatively impact Fund performance.

Currency Strategies Risk. Currency exchange rates may fluctuate significantly over short periods of time and can be unpredictably affected by political developments or government intervention. Changes in currency exchange rates may affect the U.S. Dollar value of the Fund's investments.

Cyber Security Risk. The Fund, and its service providers, may be susceptible to operational and information security risks resulting from a breach in cyber security, including cyber-attacks. A breach in cyber security, intentional or unintentional, may adversely impact the Fund in many ways, including, but not limited to, disruption of the Fund's operational capacity, loss of proprietary information, theft or corruption of data, denial-of-service attacks on websites or network resources, and the unauthorized release of confidential information. Cyber-attacks affecting the Fund's third-party service providers, including Cambria, the custodian, and the transfer agent, market makers, Authorized Participants, or the issuers of securities in which the Fund invests may subject the Fund to many of the same risks associated with direct cyber security breaches.

Depository Receipts Risk. The risks of investments in depository receipts are substantially similar to the risks of investing directly in foreign securities. In addition, depository receipts may not track the price of or may be less liquid than their underlying foreign securities, and the value of depository receipts may change materially at times when the U.S. markets are not open for trading.

Dividend Paying Security Risk. Securities that pay high dividends as a group can fall out of favor with the market, causing these companies to underperform companies that do not pay high dividends. Also, changes in the dividend policies of companies owned by the Fund and the capital resources available for these companies' dividend payments may adversely affect the Fund.

Emerging Markets Risk. Emerging market investments are subject to the same risks as foreign investments and to additional risks due to greater political and economic uncertainties as well as a relative lack of information about issuers in such markets. For example, emerging markets may be subject to, among other risks, greater market volatility; lower trading volume and liquidity; greater social, political and economic uncertainty; governmental controls on foreign investments and limitations on repatriation of invested capital; lower disclosure, corporate governance, auditing and financial reporting standards; fewer protections of property rights; fewer investor rights and limited legal, contractual or practical remedies available to investors against emerging market companies; restrictions on the transfer of securities or currency; and settlement and trading practices that differ from U.S. markets and markets of more developed countries.

Equity Investing Risk. An investment in the Fund involves risks similar to those of investing in any fund holding equity securities, such as market fluctuations, changes in interest rates and perceived trends in stock prices. The values of equity securities could decline generally or could underperform other investments due to factors affecting a specific issuer, market or securities markets generally.

Exchange-Traded Funds and Investment Companies Risk. The risks of investing in securities of ETFs and investment companies typically reflect the risks of the types of instruments in which the underlying ETF or investment company invests. In addition, with such investments, the Fund bears its proportionate share of the fees and expenses of the underlying entity. As a result, the Fund's operating expenses may be higher and performance may be lower.

Foreign Investment Risk. Returns on investments in foreign securities could be more volatile than, or trail the returns on, investments in U.S. securities. Exposures to foreign securities entail special risks, including risks due to: (i) differences in information available about foreign issuers; (ii) differences in investor protection standards in other jurisdictions; (iii) capital controls risks, including the risk of a foreign jurisdiction imposing restrictions on the ability to repatriate or transfer currency or other assets; (iv) political, diplomatic and economic risks; (v) regulatory risks; and (vi) foreign market and trading risks, including the costs of trading and risks of settlement in foreign jurisdictions. In addition, the Fund's investments in securities denominated in other currencies could decline due to changes in local currency relative to the value of the U.S. dollar, which may affect the Fund's returns.

Geographic Investment Risk. To the extent the Fund invests a significant portion of its assets in the securities of companies of a single country or region, it is more likely to be impacted by events or conditions affecting that country or region.

Europe Risk. The Economic and Monetary Union of the European Union ("EU") requires compliance with restrictions on inflation rates, deficits, interest rates, debt levels and fiscal and monetary controls, each of which may significantly affect every country in Europe. Decreasing imports or exports, changes in governmental or EU regulations on trade, changes in the exchange rate of the euro, the default or threat of default by an EU member country on its sovereign debt, and/or an economic recession in an EU member country may have a significant adverse effect on the economies

of EU member countries and their trading partners. In addition, the United Kingdom has formally exited the EU (“Brexit”). Although it remains unclear what the potential consequences of Brexit may be, the economies of Europe and the United Kingdom, as well as the broader global economy, could be significantly impacted by Brexit, which may result in lower economic growth and increased volatility and illiquidity across global markets.

International Closed-Market Trading Risk. Because the Fund’s investments may be traded in markets that are closed when the Exchange is open, there are likely to be deviations between the current pricing of an underlying investment and stale investment pricing (*i.e.*, the last quote from its closed foreign market), resulting in premiums or discounts to NAV that may be greater than those experienced by other ETFs.

Investment Risk. An investment in the Fund is not a deposit of a bank and is not insured or guaranteed by the Federal Deposit Insurance Corporation or any other government agency. When you sell your Shares, they could be worth less than what you paid for them.

Large Capitalization Company Risk. The Fund’s investments in large capitalization companies may underperform other segments of the market because they may be less responsive to competitive challenges and opportunities and unable to attain high growth rates during periods of economic expansion.

Liquidity Risk. Liquidity risk exists when a particular investment is difficult to purchase or sell. A significant, rapid rise in interest rates may result in a period of volatility and increased redemptions if Fund securities become illiquid and are forced to sell the illiquid securities at disadvantageous times or prices. This could have a negative effect on the Fund’s ability to achieve its investment objective and may result in losses to Fund shareholders.

Management Risk. The Fund is actively managed using proprietary investment strategies and processes. There can be no guarantee that these strategies and processes will be successful or that the Fund will achieve its investment objective.

Market Events Risk. Turbulence in the financial markets, reduced liquidity in the equity markets, and/or the advent of certain economic or political events, including global events such as war, acts of terrorism or a public health crisis, may negatively affect issuers, which could have an adverse effect on certain Fund holdings. In addition, there is a risk that policy changes by the U.S. Government, Federal Reserve and/or other government actors, such as increasing interest rates, could cause increased volatility in financial markets and higher levels of Fund redemptions, which could have a negative impact on certain Fund holdings.

Recent Events. The respiratory illness COVID-19 caused by a novel coronavirus has resulted in a global pandemic and major disruption to economies and markets around the world, including the United States. Financial markets have experienced extreme volatility and severe losses, and trading in many instruments has been disrupted. Liquidity for many instruments has been greatly reduced for periods of time. Some interest rates are very low and in some cases yields are negative. Some sectors of the economy and individual issuers have experienced particularly large losses. These circumstances may continue for an extended period of time, and may continue to affect adversely the value and liquidity of the Fund’s investments.

Premium-Discount Risk. Shares may trade above (premium) or below (discount) their NAV. The market prices of Shares will generally fluctuate in accordance with changes in NAV as well as the relative supply of, and demand for, Shares on the Exchange. This risk is heightened in times of market volatility or periods of steep market declines.

Quantitative Security Selection Risk. Cambria uses quantitative techniques to generate investment decisions and select stocks, and the Fund may not perform as intended if it relies on erroneous or outdated data from one or more third parties. Errors in data used in the quantitative model may occur from time to time and may not be identified and/or corrected before having an adverse impact on the Fund and its shareholders.

Secondary Market Trading Risk. Investors buying or selling Shares in the secondary market may pay brokerage commissions, which may be a significant proportional cost for investors seeking to buy or sell relatively small amounts of Shares. In addition, secondary market investors will also incur a bid/ask spread, which varies over time for Shares based on trading volume and market liquidity and is generally higher if Shares have little trading volume and market liquidity. Although the Shares are listed on the Exchange, there can be no assurance that an active or liquid trading market for them will develop or be maintained. In stressed market conditions, the liquidity of Shares may begin to mirror the liquidity of the Fund's underlying portfolio holdings, which can be significantly less liquid than Shares. In addition, trading in Shares on the Exchange may be halted.

Sector Risk. To the extent that the Fund invests a significant portion of its assets in a particular economic sector, the Fund may be susceptible to loss due to adverse occurrences affecting that sector.

Financial Services Sector Risk. Performance of companies in the financial services sector may be adversely impacted by many factors, including, among others, government regulations, economic conditions, credit rating downgrades, changes in interest rates, and decreased liquidity in credit markets. This sector has experienced significant losses in the recent past, and the impact of more stringent capital requirements and of recent or future regulation on any individual financial company or on the sector as a whole cannot be predicted.

Materials Sector Risk. Issuers in the materials sector may be adversely affected by commodity price volatility, exchange rates, import controls, increased competition, depletion of resources, technical progress, labor relations and government regulations, among other factors. Issuers in the materials sector may be liable for environmental damage and product liability claims. Production of materials may exceed demand as a result of market imbalances or economic downturns, leading to poor investment returns.

Utilities Sector Risk. Utilities include companies such as electric, gas and water firms and renewable energy companies. Companies in the utilities sector may be adversely impacted by many factors, including, among others, supply and demand, operating costs, financing costs, rate caps or rate changes, government regulation and environmental factors. Deregulation of utilities may also subject these companies to increased competition and reduce their profitability.

Small and Medium Capitalization Company Risk. Investing in securities of small and medium capitalization companies involves greater risk than customarily is associated with investing in larger, more established companies. These companies' securities may be more volatile and less liquid than those of more established companies, and they may be more sensitive to market conditions.

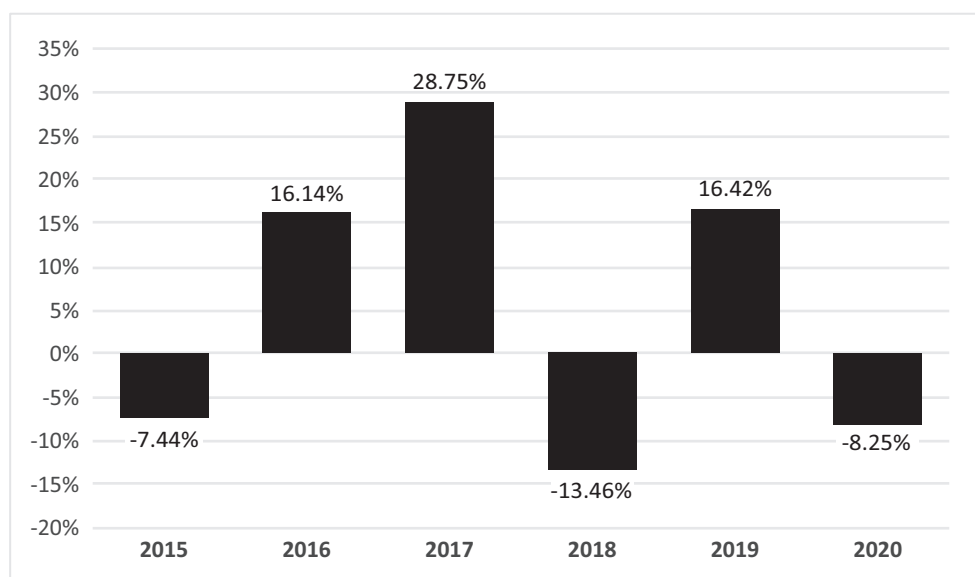
Value Investment Risk. The Fund considers certain value metrics when selecting stocks for inclusion in its portfolio and, as a result, the Fund may underperform when the market favors stocks with growth characteristics or a non-value investment approach. Value investments are subject to the risk that their intrinsic value may never be realized by the market.

PERFORMANCE

The following bar chart and table indicate the risks of investing in the Fund by showing how the Fund's average annual total returns compare with those of a relevant index that provides a broad measure of market performance. All returns include the reinvestment of dividends and distributions. As always, please note that the Fund's past performance (before and after taxes) does not necessarily indicate how the Fund will perform in the future. Updated performance information is available at www.cambriafunds.com.

The Fund's investment objective and strategies changed effective June 29, 2020. Prior to that date, Fund performance reflects the investment objective of the Fund when it sought investment results that corresponded (before fees and expenses) generally to the price and yield performance of the Cambria Global Value Index.

Total Annual Returns for Calendar Year Ended December 31



As of June 30, 2021, the Fund's year-to-date total return was 8.70%.

Best and Worst Quarter Returns (for the period reflected in the bar chart above)

Best: 24.79%, for the quarter ended 12/31/20

Worst: -34.33%, for the quarter ended 3/31/20

Average Annual Total Returns for the period ending December 31, 2020

	1 Year	5 Years	Since Inception (3/11/14)
Cambria Global Value ETF			
Return Before Taxes.....	-8.25%	6.69%	0.49%
Return After Taxes on Distributions.....	-8.79%	6.88%	0.57%
Return After Taxes on Distributions and Sale of Fund Shares.....	-4.69%	6.15%	1.05%
MSCI ACWI Index (Reflects no deduction for fees, expenses or taxes)	16.82%	12.86%	9.65%

Average annual total returns are shown on a before- and after-tax basis for the Fund. After-tax returns are calculated using the historical highest individual federal marginal income tax rates and do not reflect the impact of state and local taxes. Actual after-tax returns depend on an investor's tax situation and may differ from those shown. After-tax returns shown are not relevant to investors who hold shares through tax-deferred arrangements, such as 401(k) plans or individual retirement plans.

INVESTMENT ADVISER

Cambria Investment Management, L.P. serves as the investment adviser of the Fund.

PORTFOLIO MANAGER

Mebane T. Faber is the portfolio manager for the Fund and has managed the Fund since its inception in March 2014.

PURCHASE AND SALE OF FUND SHARES

Individual Shares are listed on a national securities exchange and may only be purchased and sold in the secondary market through a broker-dealer at a market price. Because Shares trade at market prices rather than NAV, Shares may trade at a price greater than NAV (at a “premium”) or less than NAV (at a “discount”). An investor may incur costs attributable to the difference between the highest price a buyer is willing to pay to purchase Shares (bid) and the lowest price a seller is willing to accept for Shares (ask) when buying and selling Shares in the secondary market (the “bid/ask spread”). Recent information regarding the Fund, including its NAV, market price, premiums and discounts, and bid/ask spreads, is available on the Fund’s website at www.cambriafunds.com.

TAX INFORMATION

Distributions you receive from the Fund are generally taxable to you as ordinary income for federal income tax purposes, except that distributions will be taxed to you at long-term capital gain rates to the extent reported by the Fund as “capital gain dividends” or “qualified dividend income,” and may also be subject to state or local taxes. Fund distributions may not be taxable to you if you are investing through a tax-advantaged retirement plan account or are a tax-exempt investor, although you may be taxed on withdrawals from your tax-advantaged account.

PURCHASES THROUGH BROKER-DEALERS AND OTHER FINANCIAL INTERMEDIARIES

If you purchase Shares through a broker-dealer or other financial intermediary, the Fund and its related companies may pay the intermediary for the sale of Shares and related services. These payments may create a conflict of interest by influencing the broker-dealer or other intermediary and your salesperson to recommend Shares over another investment. Ask your salesperson or visit your financial intermediary’s website for more information.

FUND SUMMARY

Cambria Global Momentum ETF

INVESTMENT OBJECTIVE

The Fund seeks to preserve and grow capital from investments in the U.S. and foreign equity, fixed income, commodity and currency markets, independent of market direction.

FEES AND EXPENSES

This table describes the fees and expenses that you may pay if you buy, hold and sell Shares. You may pay other fees, such as brokerage commissions and other fees to financial intermediaries, which are not reflected in the table and example below.

ANNUAL FUND OPERATING EXPENSES (EXPENSES THAT YOU PAY EACH YEAR AS A PERCENTAGE OF THE VALUE OF YOUR INVESTMENT)

Management Fee:	0.59%
Distribution and/or Service (12b-1) Fees:	0.00%
Acquired Fund Fees and Expenses*:	0.37%
Other Expenses:	0.00%
Total Annual Fund Operating Expenses*:	0.96%

* Total Annual Fund Operating Expenses may not correlate to the expense ratios in the Fund's financial highlights because the financial highlights reflect only the Fund's operating expenses and do not include Acquired Fund Fees and Expenses, which are fees and expenses incurred indirectly by the Fund through its investments in certain underlying investment companies.

EXAMPLE

The following example is intended to help you compare the cost of investing in the Fund with the cost of investing in other funds. The example assumes that you invest \$10,000 in the Fund for the time periods indicated and then redeem all of your Shares at the end of those periods. The example also assumes that the Fund provides a return of 5% a year and that the operating expenses remain the same. The example does not reflect any brokerage commissions that you may pay on purchases and sales of Shares. Although your actual costs may be higher or lower, based on these assumptions, your costs would be:

One Year:	Three Years:	Five Years:	Ten Years:
\$98	\$306	\$531	\$1,177

PORTFOLIO TURNOVER

The Fund may pay transaction costs, including commissions, when it buys and sells securities (or "turns over" its portfolio). A higher portfolio turnover rate may indicate higher transaction costs and may result in higher taxes when Shares are held in a taxable account. These costs, which are not reflected in the annual fund operating expenses or in the example, affect the Fund's performance. For the fiscal year ended April 30, 2021, the Fund's portfolio turnover rate was 115% of the average value of its portfolio.

PRINCIPAL INVESTMENT STRATEGIES

The Fund is considered a “fund of funds” that seeks to achieve its investment objective by primarily investing in other exchange-traded funds (the “ETFs”) and other exchange traded products (“ETPs”) including, but not limited to, exchange-traded notes (“ETNs”), exchange traded currency trusts, closed-end funds, and real estate investment trusts (“REITs”, and together, with ETFs, ETPs, and ETNs, “Underlying Vehicles”) that offer diversified exposure, including inverse exposure, to global regions (including emerging markets), countries, styles (*i.e.*, market capitalization, value, growth, etc.) and sectors. The Fund will invest in Underlying Vehicles, including affiliated and unaffiliated ETPs, spanning all the major world asset and instrument classes including equities, bonds (including high yield bonds, which are commonly referred to as “junk bonds”), real estate, derivatives, commodities, and currencies.

The Fund’s investment adviser, Cambria Investment Management, L.P. (“Cambria” or the “Adviser”), will actively manage the Fund’s portfolio utilizing a quantitative strategy with risk management controls in an attempt to protect capital. Cambria’s model combines momentum and trend factors to select Underlying Vehicles for the Fund. The Fund looks to allocate to the top-performing assets based on absolute and relative momentum, typically measured over periods of less than two years.

Through Underlying Vehicles, the Fund may have exposure to companies in any industry and of any market capitalization. In addition to Underlying Vehicles, the Fund may invest up to 20% of its net assets directly in other securities and financial instruments, including futures, cash and cash equivalents. Under normal market conditions, the Fund expects to invest at least 40% of its net assets in securities of issuers located in at least three different countries (including the United States).

The Fund may sell a security when Cambria believes that the security is overvalued or better investment opportunities are available, to invest in cash and cash equivalents, or to meet redemptions. Cambria expects to adjust the Fund’s holdings to meet target allocations monthly. As a result, the Fund may experience high portfolio turnover.

- **ETFs** are registered investment companies whose shares are exchange-traded and give investors a proportional interest in the pool of securities and other assets held by the ETF.
- **ETPs** are exchange-traded equity securities whose value derives from an underlying asset or portfolio of assets, which may correlate to a benchmark, such as a commodity, currency, interest rate or index. ETFs are one type of ETP.
- **ETNs** are unsecured and unsubordinated debt securities whose value derives, in part, from an underlying asset or benchmark and, in part, from the credit quality of the issuer.

PRINCIPAL RISKS

An investment in the Fund involves risk, which includes risks the Fund may be subject to due to investments in Underlying Vehicles. Each risk summarized below is considered a “principal risk” of investing in the Fund, regardless of the order in which it appears. The Fund’s principal risks are presented in alphabetical order to facilitate investors’ ability to identify particular risks and compare them with the risks of other funds. Some or all of these risks may adversely affect the Fund’s net asset value per share (“NAV”), trading price, yield, total return, and/or ability to meet its objective. There is no assurance that the Fund will achieve its investment objective. An investor may lose money by investing in the Fund. For more information about the risks of investing in the Fund, see the sections titled “Additional Information About the Funds’ Risks” and “Additional Non-Principal Risk Information.”

Cash Redemption Risk. The Fund’s investment strategy will require it to effect redemptions by Authorized Participants, in whole or in part, for the cash value of large blocks of Shares called Creation Units. As a result, the Fund may pay out higher annual capital gain distributions and be less tax-efficient than if the in-kind redemption process was used exclusively. In addition, cash redemptions may incur higher brokerage costs than in-kind redemptions and these added costs may be borne by the Fund and negatively impact Fund performance.

Commodity Investing Risk. Investing in commodity-related companies may subject the Fund to greater volatility than investments in traditional securities. The commodities markets have experienced periods of extreme volatility. Similar future market conditions may result in rapid and substantial valuation increases or decreases in the Fund’s holdings.

Currency Strategies Risk. Currency exchange rates may fluctuate significantly over short periods of time and can be unpredictably affected by political developments or government intervention. Changes in currency exchange rates may affect the U.S. Dollar value of the Fund’s investments.

Cyber Security Risk. The Fund, and its service providers, may be susceptible to operational and information security risks resulting from a breach in cyber security, including cyber-attacks. A breach in cyber security, intentional or unintentional, may adversely impact the Fund in many ways, including, but not limited to, disruption of the Fund’s operational capacity, loss of proprietary information, theft or corruption of data, denial-of-service attacks on websites or network resources, and the unauthorized release of confidential information. Cyber-attacks affecting the Fund’s third-party service providers, including Cambria, the custodian, and the transfer agent, market makers, Authorized Participants, or the issuers of securities in which the Fund invests may subject the Fund to many of the same risks associated with direct cyber security breaches.

Derivatives Risk. Derivatives, such as futures, can be volatile, and a small investment in a derivative can have a large impact on the performance of the Fund as derivatives can result in losses in excess of the amount invested. Other risks of investments in derivatives include risks of default by the other party to the derivative transactions; risks that the transactions may result in losses that partially or completely offset gains in portfolio positions; and risks that the derivative transaction may not be liquid.

Emerging Markets Risk. Emerging market investments are subject to the same risks as foreign investments and to additional risks due to greater political and economic uncertainties as well as a relative lack of information about issuers in such markets. For example, emerging markets may be subject to, among other risks, greater market volatility; lower trading volume and liquidity; greater social, political and economic uncertainty; governmental controls on foreign investments and limitations on repatriation of invested capital; lower disclosure, corporate governance, auditing and financial reporting standards; fewer protections of property rights; fewer investor rights and limited legal, contractual or practical remedies available to investors against emerging market companies; restrictions on the transfer of securities or currency; and settlement and trading practices that differ from U.S. markets and markets of more developed countries.

Equity Investing Risk. An investment in the Fund involves risks similar to those of investing in any fund holding equity securities, such as market fluctuations, changes in interest rates and perceived trends in stock prices. The values of equity securities could decline generally or could underperform other investments due to factors affecting a specific issuer, market or securities markets generally.

Exchange-Traded Funds and Exchange-Traded Products and Investment Companies Risk. The risks of investing in securities of ETFs, ETPs and investment companies typically reflect the risks of the types of instruments in which the underlying ETF, ETP or investment company invests. In addition, with such investments, the Fund bears its proportionate share of the fees and expenses of the underlying entity. As a result, the Fund's operating expenses may be higher and performance may be lower.

Exchange-Traded Notes Risk. Because ETNs are unsecured, unsubordinated debt securities, an investment in an ETN exposes the Fund to the risk that an ETN's issuer may be unable to pay. In addition, as with investments in other ETPs, the Fund will bear its proportionate share of the fees and expenses of the ETN, which may cause the Fund's operating expenses to be higher and its performance to be lower.

Fixed Income Risk. A decline in an issuer's credit rating and/or financial condition may cause such issuer's fixed income securities to decrease in value while experiencing increased volatility and investment risk. During periods of falling interest rates, an issuer of a callable bond held by the Fund may "call" (or repay) the security before its stated maturity, and the Fund may have to reinvest the proceeds at lower interest rates, resulting in a decline in the Fund's income. The market value of a fixed income security generally changes in response to changes in interest rates and may change quickly and without warning in response to issuer defaults and changes in issuer credit ratings.

Foreign Investment Risk. Returns on investments in foreign securities could be more volatile than, or trail the returns on, investments in U.S. securities. Exposures to foreign securities entail special risks, including risks due to: (i) differences in information available about foreign issuers; (ii) differences in investor protection standards in other jurisdictions; (iii) capital controls risks, including the risk of a foreign jurisdiction imposing restrictions on the ability to repatriate or transfer currency or other assets; (iv) political, diplomatic and economic risks; (v) regulatory risks; and (vi) foreign market and trading risks, including the costs of trading and risks of settlement in foreign jurisdictions. In addition, the Fund's investments in securities denominated in other currencies could decline due to changes in local currency relative to the value of the U.S. dollar, which may affect the Fund's returns.

Geographic Investment Risk. To the extent the Fund invests a significant portion of its assets in the securities of companies of a single country or region, it is more likely to be impacted by events or conditions affecting that country or region.

Asia-Pacific Risk. Investments in securities of issuers in Asia-Pacific countries involve risks that are specific to the Asia-Pacific region, including certain legal, regulatory, political and economic risks. Certain Asia-Pacific countries have experienced expropriation and/or nationalization of assets, confiscatory taxation, political instability, armed conflict and social instability as a result of religious, ethnic, socio-economic and/or political unrest. Some economies in this region are dependent on a range of commodities, and are strongly affected by international commodity prices and particularly vulnerable to price changes for these products.

Europe Risk. The Economic and Monetary Union of the European Union ("EU") requires compliance with restrictions on inflation rates, deficits, interest rates, debt levels and fiscal and monetary controls, each of which may significantly affect every country in Europe. Decreasing imports or exports, changes in governmental or EU regulations on trade, changes in the exchange rate of the euro, the default or threat of default by an EU member country on its sovereign debt, and/or an economic recession in an EU member country may have a significant adverse effect on the economies of EU member countries and their trading partners. In addition, the United Kingdom formally exited the EU ("Brexit"). Although it remains unclear what the potential consequences of Brexit may be, the economies of Europe and the United Kingdom, as well as the broader global economy, could be significantly impacted by Brexit, which may result in lower economic growth and increased volatility and illiquidity across global markets.

High Yield Securities Risk. High yield securities and unrated securities of comparable credit quality are subject to the increased risk of an issuer's inability to meet principal and interest payment obligations. High yield securities are subject to a greater risk of default and investments in them are inherently speculative. The secondary markets in which high yield securities are traded may be less liquid and more volatile than the market for higher grade securities.

Interest Rate Risk. The market value of fixed income securities generally changes in response to changes in interest rates. As interest rates rise, the value of certain fixed income securities is likely to decrease. Similarly, if interest rates decline, the value of fixed income securities is likely to increase. Interest rate risk is generally lower for shorter-term investments and higher for longer-term investments. As of the date of this Prospectus, interest rates are near historic lows, but risks associated with rising interest rates are heightened given the possibility that the Federal Reserve may increase interest rates and/or change existing government fiscal policy initiatives in the near future, which could signal an end to the historically low interest rate environment. To the extent that rates increase substantially and/or rapidly, the Fund may be subject to significant losses.

International Closed-Market Trading Risk. Because the Fund's investments may be traded in markets that are closed when the Exchange is open, there are likely to be deviations between the current pricing of an underlying investment and stale investment pricing (*i.e.*, the last quote from its closed foreign market), resulting in premiums or discounts to NAV that may be greater than those experienced by other ETFs.

Investment Risk. An investment in the Fund is not a deposit of a bank and is not insured or guaranteed by the Federal Deposit Insurance Corporation or any other government agency. When you sell your Shares, they could be worth less than what you paid for them.

Large Capitalization Company Risk. The Fund's investments in large capitalization companies may underperform other segments of the market because they may be less responsive to competitive challenges and opportunities and unable to attain high growth rates during periods of economic expansion.

Leveraging Risk. Certain of Fund's investments may expose the Fund to leverage, causing the Fund's value to be more volatile.

Liquidity Risk. Liquidity risk exists when a particular investment is difficult to purchase or sell. A significant, rapid rise in interest rates may result in a period of volatility and increased redemptions if Fund securities become illiquid and are forced to sell the illiquid securities at disadvantageous times or prices. This could have a negative effect on the Fund's ability to achieve its investment objective and may result in losses to Fund shareholders.

Management Risk. The Fund is actively managed using proprietary investment strategies and processes. There can be no guarantee that these strategies and processes will be successful or that the Fund will achieve its investment objective.

Market Events Risk. Turbulence in the financial markets, reduced liquidity in the equity markets, and/or the advent of certain economic or political events, including global events such as war, acts of terrorism or a public health crisis, may negatively affect issuers, which could have an adverse effect on certain Fund holdings. In addition, there is a risk that policy changes by the U.S. Government, Federal Reserve and/or other government actors, such as increasing interest rates, could cause increased volatility in financial markets and higher levels of Fund redemptions, which could have a negative impact on certain Fund holdings.

Recent Events. The respiratory illness COVID-19 caused by a novel coronavirus has resulted in a global pandemic and major disruption to economies and markets around the world, including the United States. Financial markets have experienced extreme volatility and severe losses, and trading in many instruments has been disrupted. Liquidity for many instruments has been greatly reduced for periods of time. Some interest rates are very low and in some cases yields are negative. Some sectors of the economy and individual issuers have experienced particularly large losses. These circumstances may continue for an extended period of time, and may continue to affect adversely the value and liquidity of the Fund's investments.

Momentum Investing Risk. The Fund employs a "momentum" style of investing that emphasizes investing in securities that have had higher recent price performance compared to other securities. This style of investing is subject to the risk that these securities may be more volatile than a broad cross-section of securities or that the returns on securities that have previously exhibited price momentum are less than returns on other styles of investing or the overall stock market. High momentum may also be a sign that the securities' prices have peaked. Momentum can turn quickly and cause significant variation from other types of investments. The Fund may experience significant losses if momentum stops, turns or otherwise behaves differently than predicted.

Portfolio Turnover Risk. The Fund's or an Underlying Vehicle's strategy may result in high portfolio turnover rates, which may increase the Fund's or an Underlying Vehicle's brokerage commission costs and negatively impact the Fund's performance. Such portfolio turnover also may generate net short-term capital gains.

Premium-Discount Risk. Shares may trade above (premium) or below (discount) their NAV. The market prices of Shares will generally fluctuate in accordance with changes in NAV as well as the relative supply of, and demand for, Shares on the Exchange. This risk is heightened in times of market volatility or periods of steep market declines.

Quantitative Security Selection Risk. Cambria uses quantitative techniques to generate investment decisions and select stocks, and the Fund may not perform as intended if it relies on erroneous or outdated data from one or more third parties. Errors in data used in the quantitative model may occur from time to time and may not be identified and/or corrected before having an adverse impact on the Fund and its shareholders.

Real Estate Investments Risk. The Fund is subject to the risks related to investments in real estate, including declines in the real estate market, decreases in property revenues, increases in interest rates, increases in property taxes and operating expenses, legal and regulatory changes, a lack of credit or capital, defaults by borrowers or tenants, environmental problems and natural disasters.

REIT Risk. In addition to the risks associated with the real estate industry, REITs are subject to additional risks, including those related to adverse governmental actions and the potential failure to qualify for tax-free pass through of income and exemption from registration as an investment company. REITs are dependent upon specialized management skills and may invest in relatively few properties, a small geographic area or a small number of property types. As a result, investments in REITs may be volatile. REITs are pooled investment vehicles with their own fees and expenses and the Fund will indirectly bear a proportionate share of those fees and expenses.

Secondary Market Trading Risk. Investors buying or selling Shares in the secondary market may pay brokerage commissions, which may be a significant proportional cost for investors seeking to buy or sell relatively small amounts of Shares. In addition, secondary market investors will also incur a bid/ask spread, which varies over time for Shares based on trading volume and market liquidity and is generally higher if Shares have little trading volume and market liquidity. Although the Shares are listed on the Exchange, there can be no assurance that an active or liquid trading market for them will develop or be maintained. In stressed market conditions, the liquidity of Shares may begin to mirror the liquidity of the Fund's underlying portfolio holdings, which can be significantly less liquid than Shares. In addition, trading in Shares on the Exchange may be halted.

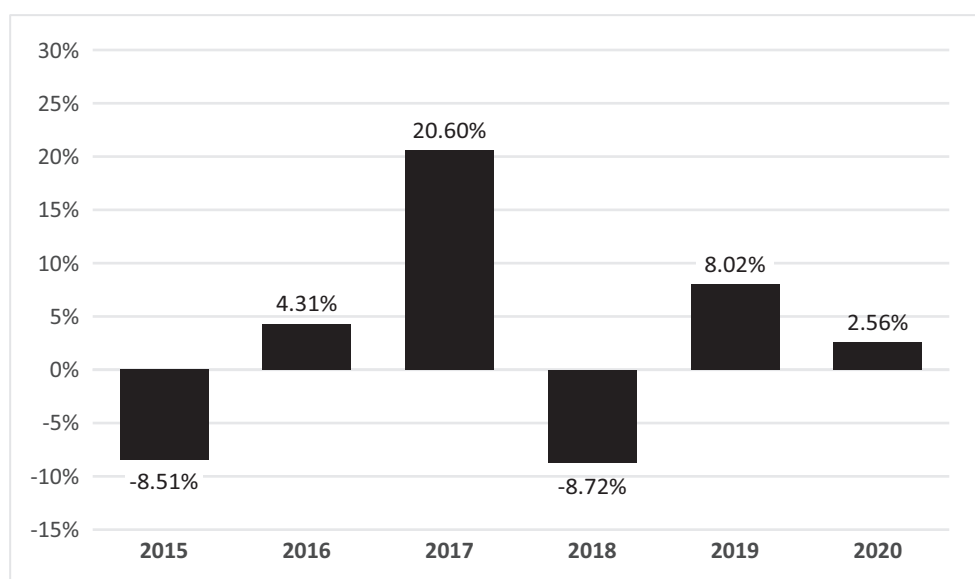
Small and Medium Capitalization Company Risk. Investing in securities of small and medium capitalization companies involves greater risk than customarily is associated with investing in larger, more established companies. These companies' securities may be more volatile and less liquid than those of more established companies, and they may be more sensitive to market conditions.

Underlying Vehicle Counterparty and Leverage Risk. Through its investments in Underlying Vehicles the Fund may be indirectly exposed to additional risks. For example, if an Underlying Vehicle contracts with a counterparty, the Fund indirectly bears the risk that the counterparty fails to honor its obligations, causing the Underlying Vehicle, and therefore the Fund, to lose money and decline in value. Derivatives used by Underlying Vehicles may include leverage, allowing them to obtain the right to a return on stipulated capital that exceeds the amount paid or invested. Use of leverage is speculative and could magnify losses. Although certain Underlying Vehicles may segregate liquid assets to cover the market value of its obligations under the derivatives, this will not prevent losses of amounts in excess of the segregated assets. Other Underlying Vehicles may not employ any risk management procedures at all, leading to even greater losses. Due to the Fund's investments in Underlying Vehicles, the value of the Fund's Shares may be volatile.

PERFORMANCE

The following bar chart and table indicate the risks of investing in the Fund by showing how the Fund's average annual total returns compare with those of a relevant index that provides a broad measure of market performance. All returns include the reinvestment of dividends and distributions. As always, please note that the Fund's past performance (before and after taxes) does not necessarily indicate how the Fund will perform in the future. Updated performance information is available at www.cambriafunds.com.

Total Annual Returns for Calendar Year Ended December 31



As of June 30, 2021, the Fund's year-to-date total return was 16.38%.

Best and Worst Quarter Returns (for the period reflected in the bar chart above)

Best: 8.85%, for the quarter ended 12/31/20

Worst: -10.77%, for the quarter ended 3/31/20

Average Annual Total Returns for the period ending December 31, 2020

Cambria Global Momentum ETF	1 Year	5 Years	Since Inception (11/3/14)
Return Before Taxes.....	2.56%	4.93%	2.74%
Return After Taxes on Distributions.....	2.11%	4.25%	2.04%
Return After Taxes on Distributions and Sale of Fund Shares.....	1.56%	3.59%	1.87%
S&P Balanced Equity & Bond Moderate Index (Reflects no deduction for fees, expenses or taxes).....	14.65%	10.01%	8.69%

Average annual total returns are shown on a before- and after-tax basis for the Fund. After-tax returns are calculated using the historical highest individual federal marginal income tax rates and do not reflect the impact of state and local taxes. Actual after-tax returns depend on an investor's tax situation and may differ from those shown. After-tax returns shown are not relevant to investors who hold shares through tax-deferred arrangements, such as 401(k) plans or individual retirement plans.

INVESTMENT ADVISER

Cambria Investment Management, L.P. serves as the investment adviser of the Fund.

PORTFOLIO MANAGER

Mebane T. Faber is the portfolio manager for the Fund and has managed the Fund since its inception in November 2014.

PURCHASE AND SALE OF FUND SHARES

Individual Shares are listed on a national securities exchange and may only be purchased and sold in the secondary market through a broker-dealer at a market price. Because Shares trade at market prices rather than NAV, Shares may trade at a price greater than NAV (at a “premium”) or less than NAV (at a “discount”). An investor may incur costs attributable to the difference between the highest price a buyer is willing to pay to purchase Shares (bid) and the lowest price a seller is willing to accept for Shares (ask) when buying and selling Shares in the secondary market (the “bid/ask spread”). Recent information regarding the Fund, including its NAV, market price, premiums and discounts, and bid/ask spreads, is available on the Fund’s website at www.cambriafunds.com.

TAX INFORMATION

Distributions you receive from the Fund are generally taxable to you as ordinary income for federal income tax purposes, except that distributions will be taxed to you at long-term capital gain rates to the extent reported by the Fund as “capital gain dividends” or “qualified dividend income,” and may also be subject to state or local taxes. Fund distributions may not be taxable to you if you are investing through a tax-advantaged retirement plan account or are a tax-exempt investor, although you may be taxed on withdrawals from your tax-advantaged account.

PURCHASES THROUGH BROKER-DEALERS AND OTHER FINANCIAL INTERMEDIARIES

If you purchase Shares through a broker-dealer or other financial intermediary, the Fund and its related companies may pay the intermediary for the sale of Shares and related services. These payments may create a conflict of interest by influencing the broker-dealer or other intermediary and your salesperson to recommend Shares over another investment. Ask your salesperson or visit your financial intermediary’s website for more information.

FUND SUMMARY

Cambria Value and Momentum ETF

INVESTMENT OBJECTIVE

The Fund seeks income and capital appreciation from investments in the U.S. equity market.

FEES AND EXPENSES

This table describes the fees and expenses that you may pay if you buy, hold and sell Shares. You may pay other fees, such as brokerage commissions and other fees to financial intermediaries, which are not reflected in the table and example below.

ANNUAL FUND OPERATING EXPENSES (EXPENSES THAT YOU PAY EACH YEAR AS A PERCENTAGE OF THE VALUE OF YOUR INVESTMENT)

Management Fee:	0.59%
Distribution and/or Service (12b-1) Fees:	0.00%
Acquired Fund Fees and Expense*:	0.03%
Other Expenses:	0.02%
Total Annual Fund Operating Expenses*:	0.64%

* Total Annual Fund Operating Expenses may not correlate to the expense ratios in the Fund's financial highlights because the financial highlights reflect only the Fund's operating expenses and do not include Acquired Fund Fees and Expenses, which are fees and expenses incurred indirectly by the Fund through its investments in certain underlying investment companies.

EXAMPLE

The following example is intended to help you compare the cost of investing in the Fund with the cost of investing in other funds. The example assumes that you invest \$10,000 in the Fund for the time periods indicated and then redeem all of your Shares at the end of those periods. The example also assumes that the Fund provides a return of 5% a year and that the operating expenses remain the same. The example does not reflect any brokerage commissions that you may pay on purchases and sales of Shares. Although your actual costs may be higher or lower, based on these assumptions, your costs would be:

One Year:	Three Years:	Five Years:	Ten Years:
\$65	\$205	\$357	\$798

PORTFOLIO TURNOVER

The Fund may pay transaction costs, including commissions, when it buys and sells securities (or "turns over" its portfolio). A higher portfolio turnover rate may indicate higher transaction costs and may result in higher taxes when Shares are held in a taxable account. These costs, which are not reflected in annual fund operating expenses or in the example, affect the Fund's performance. For the fiscal year ended April 30, 2021, the Fund's portfolio turnover rate was 97% of the average value of its portfolio.

PRINCIPAL INVESTMENT STRATEGIES

The Fund will seek to achieve its investment objective by investing, under normal market conditions, at least 80% of the value of the Fund's net assets in U.S. exchange-listed equity securities that are undervalued according to various valuation metrics, including the cyclically adjusted price-to-earnings ratio, commonly known as the "CAPE Shiller P/E ratio." For the purposes of this policy, the Fund may invest in investments that provide exposure to such securities. These valuation metrics are derived by

dividing the current market value of a reference index or asset by an inflation-adjusted normalized factor (typically earnings, book value, dividends, cash flows or sales) over the past seven to ten years. The Fund's investment adviser, Cambria Investment Management, L.P. ("Cambria" or the "Adviser"), intends to employ systematic quantitative strategies in an effort to avoid overvalued and downtrending markets.

In attempting to avoid overvalued and downtrending markets, the Fund may hedge up to 100% of the value of the Fund's long portfolio. The Fund may use derivatives, including U.S. exchange-traded stock index futures or options thereon, to attempt to effectuate such hedging during times when Cambria believes that the U.S. equity market is overvalued from a valuation standpoint, or Cambria's models identify unfavorable trends and momentum in the U.S. equity market. During certain periods, including to collateralize the Fund's investments in futures contracts, the Fund may invest up to 20% of the value of its net assets in U.S. dollar and non-U.S. dollar denominated money market instruments or other high quality debt securities, or ETFs that invest in these instruments.

The Fund may invest in securities of companies in any industry, but will limit the maximum allocation to any particular sector to 25%. Although the Fund generally expects to invest in companies with larger market capitalizations, the Fund may also invest in small- and mid-capitalization companies. Filters will be implemented to screen for companies that pass sector exposure and liquidity requirements.

Cambria will utilize a quantitative model that combines value and momentum factors to identify which securities the Fund may purchase and sell and opportune times for purchases and sales. The Fund will look to allocate to the top performing value stocks based on value factors as well as absolute and relative momentum. Value will typically be measured on a longer time horizon (five to ten years) than momentum (typically less than one year).

The Fund may invest in U.S. exchange-listed preferred stocks. Preferred stocks include convertible and non-convertible preferred and preference stocks that are senior to common stock. The Fund may also invest in U.S. exchange-listed real estate investment trusts ("REITs") and engage in short sales of securities.

Cambria has discretion on a daily basis to actively manage the Fund's portfolio in accordance with the Fund's investment objective. The Fund may sell a security when Cambria believes that the security is overvalued or better investment opportunities are available, to invest in cash and cash equivalents, or to meet redemptions. Cambria expects to adjust the Fund's holdings to meet target allocations monthly. As a result, the Fund may experience high portfolio turnover.

As of August 2, 2021, the Fund had significant investment exposure to companies in the consumer discretionary, financial services and energy sectors.

PRINCIPAL RISKS

An investment in the Fund involves risk. Each risk summarized below is considered a "principal risk" of investing in the Fund, regardless of the order in which it appears. The Fund's principal risks are presented in alphabetical order to facilitate investors' ability to identify particular risks and compare them with the risks of other funds. Some or all of these risks may adversely affect the Fund's net asset value per share ("NAV"), trading price, yield, total return, and/or ability to meet its objective. There is no assurance that the Fund will achieve its investment objective. An investor may lose money by investing in the Fund. For more information about the risks of investing in the Fund, see the sections titled "Additional Information About the Funds' Risks" and "Additional Non-Principal Risk Information."

Cash Redemption Risk. The Fund's investment strategy will require it to effect redemptions by Authorized Participants, in whole or in part, for the cash value of large blocks of Shares called Creation Units. As a result, the Fund may pay out higher annual capital gain distributions and be less tax-efficient than if the in-kind redemption process was used exclusively. In addition, cash redemptions may incur higher brokerage costs than in-kind redemptions and these added costs may be borne by the Fund and negatively impact Fund performance.

Cyber Security Risk. The Fund, and its service providers, may be susceptible to operational and information security risks resulting from a breach in cyber security, including cyber-attacks. A breach in cyber security, intentional or unintentional, may adversely impact the Fund in many ways, including, but not limited to, disruption of the Fund's operational capacity, loss of proprietary information, theft or corruption of data, denial-of-service attacks on websites or network resources, and the

unauthorized release of confidential information. Cyber-attacks affecting the Fund's third-party service providers, including Cambria, the custodian, and the transfer agent, market makers, Authorized Participants, or the issuers of securities in which the Fund invests may subject the Fund to many of the same risks associated with direct cyber security breaches.

Derivatives Risk. Derivatives, such as futures and options, can be volatile, and a small investment in a derivative can have a large impact on the performance of the Fund as derivatives can result in losses in excess of the amount invested. Other risks of investments in derivatives include that the transactions may result in losses that partially or completely offset gains in portfolio positions and that the derivative transaction may not be liquid.

Dividend Paying Security Risk. Securities that pay high dividends as a group can fall out of favor with the market, causing these companies to underperform companies that do not pay high dividends. Also, changes in the dividend policies of companies owned by the Fund and the capital resources available for these companies' dividend payments may adversely affect the Fund.

Equity Investing Risk. An investment in the Fund involves risks similar to those of investing in any fund holding equity securities, such as market fluctuations, changes in interest rates and perceived trends in stock prices. The values of equity securities could decline generally or could underperform other investments due to factors affecting a specific issuer, market or securities markets generally.

Exchange-Traded Funds and Investment Companies Risk. The risks of investing in securities of ETFs and other investment companies typically reflect the risks of the types of instruments in which the underlying ETF or investment company invests. In addition, with such investments, the Fund bears its proportionate share of the fees and expenses of the underlying entity. As a result, the Fund's operating expenses may be higher and performance may be lower.

Futures Contracts Risk. Risks associated with the use of futures contracts include the following: (i) an imperfect correlation between movements in prices of index futures contracts and movements in the value of the stock index that the instrument is designed to simulate; and (ii) the possibility of an illiquid secondary market for a futures contract and the resulting inability to close a position prior to its maturity date. Investments in futures may expose the Fund to leverage.

Investment Risk. An investment in the Fund is not a deposit of a bank and is not insured or guaranteed by the Federal Deposit Insurance Corporation or any other government agency. When you sell your Shares, they could be worth less than what you paid for them.

Large Capitalization Company Risk. The Fund's investments in large capitalization companies may underperform other segments of the market because they may be less responsive to competitive challenges and opportunities and unable to attain high growth rates during periods of economic expansion.

Leveraging Risk. Certain of Fund's investments may expose the Fund to leverage, causing the Fund's value to be more volatile.

Management Risk. The Fund is actively managed using proprietary investment strategies and processes. There can be no guarantee that these strategies and processes will be successful or that the Fund will achieve its investment objective.

Market Events Risk. Turbulence in the financial markets, reduced liquidity in the equity markets, and/or the advent of certain economic or political events, including global events such as war, acts of terrorism or a public health crisis, may negatively affect issuers, which could have an adverse effect on certain Fund holdings. In addition, there is a risk that policy changes by the U.S. Government, Federal Reserve and/or other government actors, such as increasing interest rates, could cause increased volatility in financial markets and higher levels of Fund redemptions, which could have a negative impact on certain Fund holdings.

Recent Events. The respiratory illness COVID-19 caused by a novel coronavirus has resulted in a global pandemic and major disruption to economies and markets around the world, including the United States. Financial markets have experienced extreme volatility and severe losses, and trading in many instruments has been disrupted. Liquidity for many instruments has been greatly reduced for periods of time. Some interest rates are very low and in some cases yields are negative. Some sectors of the economy and individual issuers have experienced particularly large losses. These circumstances may continue for an extended period of time, and may continue to affect adversely the value and liquidity of the Fund's investments.

Momentum Investing Risk. The Fund employs a “momentum” style of investing that emphasizes investing in securities that have had higher recent price performance compared to other securities. This style of investing is subject to the risk that these securities may be more volatile than a broad cross-section of securities or that the returns on securities that have previously exhibited price momentum are less than returns on other styles of investing or the overall stock market. High momentum may also be a sign that the securities’ prices have peaked. Momentum can turn quickly and cause significant variation from other types of investments. The Fund may experience significant losses if momentum stops, turns or otherwise behaves differently than predicted.

Options Risk. The prices of options may change rapidly over time and do not necessarily move in tandem with the price of the underlying securities. Options may expire unexercised, causing the Fund to lose the premium paid for them.

Portfolio Turnover Risk. The Fund’s strategy may result in high portfolio turnover rates, which may increase the Fund’s brokerage commission costs and negatively impact the Fund’s performance. Such portfolio turnover also may generate net short-term capital gains.

Premium-Discount Risk. Shares may trade above (premium) or below (discount) their NAV. The market prices of Shares will generally fluctuate in accordance with changes in NAV as well as the relative supply of, and demand for, Shares on the Exchange. This risk is heightened in times of market volatility or periods of steep market declines.

Quantitative Security Selection Risk. Cambria uses quantitative techniques to generate investment decisions and select stocks, and the Fund may not perform as intended if it relies on erroneous or outdated data from one or more third parties. Errors in data used in the quantitative model may occur from time to time and may not be identified and/or corrected before having an adverse impact on the Fund and its shareholders.

Real Estate Investments Risk. The Fund is subject to the risks related to investments in real estate, including declines in the real estate market, decreases in property revenues, increases in interest rates, increases in property taxes and operating expenses, legal and regulatory changes, a lack of credit or capital, defaults by borrowers or tenants, environmental problems and natural disasters.

REIT Risk. In addition to the risks associated with the real estate industry, REITs are subject to additional risks, including those related to adverse governmental actions and the potential failure to qualify for tax-free pass through of income and exemption from registration as an investment company. REITs are dependent upon specialized management skills and may invest in relatively few properties, a small geographic area or a small number of property types. As a result, investments in REITs may be volatile. REITs are pooled investment vehicles with their own fees and expenses and the Fund will indirectly bear a proportionate share of those fees and expenses.

Secondary Market Trading Risk. Investors buying or selling Shares in the secondary market may pay brokerage commissions, which may be a significant proportional cost for investors seeking to buy or sell relatively small amounts of Shares. In addition, secondary market investors will also incur a bid/ask spread, which varies over time for Shares based on trading volume and market liquidity and is generally higher if Shares have little trading volume and market liquidity. Although the Shares are listed on the Exchange, there can be no assurance that an active or liquid trading market for them will develop or be maintained. In stressed market conditions, the liquidity of Shares may begin to mirror the liquidity of the Fund’s underlying portfolio holdings, which can be significantly less liquid than Shares. In addition, trading in Shares on the Exchange may be halted.

Sector Risk. To the extent that the Fund invests a significant portion of its assets in a particular economic sector, the Fund may be susceptible to loss due to adverse occurrences affecting that sector.

Consumer Discretionary Sector Risk. The success of consumer product manufacturers and retailers is tied closely to the performance of their local economy, the international economy, interest rates, competitive and consumer confidence. Success depends heavily on disposable household income and consumer spending. Changes in demographics and consumer tastes can also affect the demand for, and success of, consumer products in the marketplace.

Energy Sector Risk. The energy sector includes, for example, oil, gas, and consumable fuel companies. Energy companies can be substantially impacted by, among other things, the volatility of oil prices, worldwide supply and demand, worldwide economic growth, and political instability in oil or gas producing regions such as the Middle East and Eastern Europe.

Financial Services Sector Risk. Performance of companies in the financial services sector may be adversely impacted by many factors, including, among others, government regulations, economic conditions, credit rating downgrades, changes in interest rates, and decreased liquidity in credit markets. This sector has experienced significant losses in the recent past, and the impact of more stringent capital requirements and of recent or future regulation on any individual financial company or on the sector as a whole cannot be predicted.

Short Sale Risk. If a security is sold short and subsequently has to be bought back at a higher price, the Fund will realize a loss on the transaction. The amount of loss on a short sale is potentially unlimited because there is no limit on the price a shorted security might attain (as compared to a long position, where the maximum loss is the amount invested). The use of short sales may increase the Fund's exposure to the market, and may increase losses and the volatility of returns.

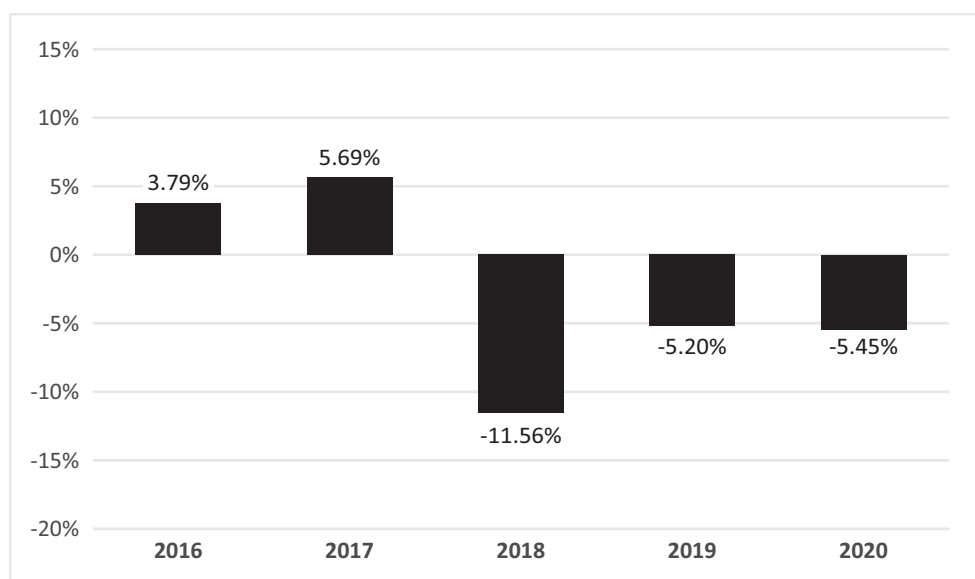
Small and Medium Capitalization Company Risk. Investing in securities of small and medium capitalization companies involves greater risk than customarily is associated with investing in larger, more established companies. These companies' securities may be more volatile and less liquid than those of more established companies, and they may be more sensitive to market conditions.

Value Investment Risk. The Fund considers certain value metrics when selecting stocks for inclusion in its portfolio and, as a result, the Fund may underperform when the market favors stocks with growth characteristics or a non-value investment approach. Value investments are subject to the risk that their intrinsic value may never be realized by the market.

PERFORMANCE

The following bar chart and table indicate the risks of investing in the Fund by showing how the Fund's average annual total returns compare with those of a relevant index that provides a broad measure of market performance. All returns include the reinvestment of dividends and distributions. As always, please note that the Fund's past performance (before and after taxes) does not necessarily indicate how the Fund will perform in the future. Updated performance information is available at www.cambriafunds.com.

Total Annual Returns for Calendar Year Ended December 31



As of June 30, 2021, the Fund's year-to-date total return was 28.23%.

Best and Worst Quarter Returns (for the period reflected in the bar chart above)

Best: 8.61%, for the quarter ended 9/30/20

Worst: -18.85%, for the quarter ended 3/31/20

Average Annual Total Returns for the period ending December 31, 2020

Cambria Value and Momentum ETF	1 Year	5 Years	Since Inception (9/8/15)
Return Before Taxes.....	-5.45%	-2.76%	-3.92%
Return After Taxes on Distributions.....	-5.72%	-2.95%	-4.11%
Return After Taxes on Distributions and Sale of Fund Shares.....	-3.09%	-2.06%	-2.92%
S&P 500 Index (Reflects no deduction for fees, expenses or taxes)	18.40%	15.22%	15.21%

Average annual total returns are shown on a before- and after-tax basis for the Fund. After-tax returns are calculated using the historical highest individual federal marginal income tax rates and do not reflect the impact of state and local taxes. Actual after-tax returns depend on an investor's tax situation and may differ from those shown. After-tax returns shown are not relevant to investors who hold shares through tax-deferred arrangements, such as 401(k) plans or individual retirement plans.

INVESTMENT ADVISER

Cambria Investment Management, L.P. serves as the investment adviser of the Fund.

PORTFOLIO MANAGER

Mebane T. Faber is the portfolio manager for the Fund and has managed the Fund since its inception in September 2015.

PURCHASE AND SALE OF FUND SHARES

Individual Shares are listed on a national securities exchange and may only be purchased and sold in the secondary market through a broker-dealer at a market price. Because Shares trade at market prices rather than NAV, Shares may trade at a price greater than NAV (at a "premium") or less than NAV (at a "discount"). An investor may incur costs attributable to the difference between the highest price a buyer is willing to pay to purchase Shares (bid) and the lowest price a seller is willing to accept for Shares (ask) when buying and selling Shares in the secondary market (the "bid/ask spread"). Recent information regarding the Fund, including its NAV, market price, premiums and discounts, and bid/ask spreads, is available on the Fund's website at www.cambriafunds.com.

TAX INFORMATION

Distributions you receive from the Fund are generally taxable to you as ordinary income for federal income tax purposes, except that distributions will be taxed to you at long-term capital gain rates to the extent reported by the Fund as "capital gain dividends" or "qualified dividend income," and may also be subject to state or local taxes. Fund distributions may not be taxable to you if you are investing through a tax-advantaged retirement plan account or are a tax-exempt investor, although you may be taxed on withdrawals from your tax-advantaged account.

PURCHASES THROUGH BROKER-DEALERS AND OTHER FINANCIAL INTERMEDIARIES

If you purchase Shares through a broker-dealer or other financial intermediary, the Fund and its related companies may pay the intermediary for the sale of Shares and related services. These payments may create a conflict of interest by influencing the broker-dealer or other intermediary and your salesperson to recommend Shares over another investment. Ask your salesperson or visit your financial intermediary's website for more information.

FUND SUMMARY

Cambria Global Asset Allocation ETF

INVESTMENT OBJECTIVE

The Fund seeks income and capital appreciation.

FEES AND EXPENSES

This table describes the fees and expenses that you may pay if you buy, hold and sell Shares. You may pay other fees, such as brokerage commissions and other fees to financial intermediaries, which are not reflected in the table and example below.

ANNUAL FUND OPERATING EXPENSES (EXPENSES THAT YOU PAY EACH YEAR AS A PERCENTAGE OF THE VALUE OF YOUR INVESTMENT)

Management Fee:	0.00%
Distribution and/or Service (12b-1) Fees:	0.00%
Acquired Fund Fees and Expenses*:	0.41%
Other Expenses:	0.00%
Total Annual Fund Operating Expenses*:	0.41%

* Total Annual Fund Operating Expenses may not correlate to the expense ratios in the Fund's financial highlights because the financial highlights reflect only the Fund's operating expenses and do not include Acquired Fund Fees and Expenses, which are fees and expenses incurred indirectly by the Fund through its investments in certain underlying investment companies.

EXAMPLE

The following example is intended to help you compare the cost of investing in the Fund with the cost of investing in other funds. The example assumes that you invest \$10,000 in the Fund for the time periods indicated and then redeem all of your Shares at the end of those periods. The example also assumes that the Fund provides a return of 5% a year and that the operating expenses remain the same. The example does not reflect any brokerage commissions that you may pay on purchases and sales of Shares. Although your actual costs may be higher or lower, based on these assumptions, your costs would be:

One Year:	Three Years:	Five Years:	Ten Years:
\$42	\$132	\$230	\$517

PORTFOLIO TURNOVER

The Fund may pay transaction costs, including commissions, when it buys and sells securities (or "turns over" its portfolio). A higher portfolio turnover rate may indicate higher transaction costs and may result in higher taxes when Shares are held in a taxable account. These costs, which are not reflected in the annual fund operating expenses or in the example, affect the Fund's performance. For the fiscal year ended April 30, 2021, the Fund's portfolio turnover rate was 20% of the average value of its portfolio.

PRINCIPAL INVESTMENT STRATEGIES

The Fund is designed to provide absolute positive returns with reduced downside volatility, manageable risk, and smaller drawdowns (*i.e.*, peak-to-trough declines in performance) by identifying an investable portfolio of exchange-traded vehicles that provide diversified exposure to all of the major asset classes in the various regions, countries and sectors around the globe. Under normal market conditions, the Fund invests at least 80% of its total assets in affiliated and unaffiliated exchange-traded

funds (“ETFs”) and other exchange-traded products (“ETPs”) (collectively, “Underlying Vehicles”) that provide exposure to various (i) investment asset classes, including equity and fixed income securities, real estate, commodities, and currencies, and (ii) factors such as value, momentum, and trend investing. The Fund invests in Underlying Vehicles that seek exposure to undervalued markets, according to various valuation metrics, such as the cyclically adjusted price-to-earnings ratio, commonly known as the “CAPE Shiller P/E ratio, while seeking to avoid overvalued markets through the use of systematic quantitative screens. The Fund also invests in Underlying Vehicles with momentum and trend following strategies. Momentum and trend following strategies, both of which are based on quantitative and algorithmic models, attempt to (1) invest in assets when their prices are in an uptrend (*i.e.*, prices are increasing over a specified time period) and/or increasing relative to the prices of other assets, and (2) sell assets when their prices are in a downtrend (*i.e.*, prices are decreasing over a specified time period) and/or decreasing relative to the prices of other assets.

Under normal market conditions, the Fund’s investment adviser, Cambria Investment Management, L.P. (“Cambria” or the “Adviser”), selects Underlying Vehicles that provide exposures of approximately 45% to equity securities, 45% to fixed income securities and 10% to other asset classes, such as commodities and currencies.

Under normal market conditions, Cambria allocates approximately 40% of the Fund’s total assets to long positions in foreign companies’ equity or debt securities or foreign currencies. The Fund defines foreign companies as those domiciled or principally traded outside of the U.S. The Fund defines equity exposures to include Underlying Vehicles that track the performance of stock indices, closed-end funds, real estate investment trusts (“REITs”), exchange-traded currency trusts, common stock, preferred stock and convertible securities of issuers of any market capitalization. The Fund defines fixed income exposures to include Underlying Vehicles that track the performance of fixed income indices, exchange-traded notes, securities issued by the U.S. Government and its agencies, sovereign debt and corporate bonds of any credit quality, including high yield (or “junk”) bonds. The Fund defines commodity and currency exposures to include Underlying Vehicles that track the performance of commodity and currency indices.

The Fund is considered a “fund of funds” that seeks to achieve its investment objective by primarily investing in Underlying Vehicles, including affiliated ETFs, that offer diversified exposure to all of the major asset classes in the various regions, countries, and sectors around the globe. The Fund may invest up to 20% of its net assets in instruments that are not Underlying Vehicle, but which Cambria believes will help the Fund achieve its investment objective, including futures, options, swap contracts, cash and cash equivalents, and money market funds.

Cambria has discretion to actively manage the Fund’s portfolio in accordance with the Fund’s investment objective. The Fund may sell a security when Cambria believes that the security is overvalued or better investment opportunities are available, to invest in cash and cash equivalents, or to meet redemptions. Cambria expects to adjust the Fund’s holdings to meet target allocations at least annually.

PRINCIPAL RISKS

An investment in the Fund involves risk. Each risk summarized below is considered a “principal risk” of investing in the Fund, regardless of the order in which it appears. The Fund’s principal risks are presented in alphabetical order to facilitate investors’ ability to identify particular risks and compare them with the risks of other funds. Some or all of these risks may adversely affect the Fund’s net asset value per share (“NAV”), trading price, yield, total return, and/or ability to meet its objective. There is no assurance that the Fund will achieve its investment objective. An investor may lose money by investing in the Fund. For more information about the risks of investing in the Fund, see the sections titled “Additional Information About the Funds’ Risks” and “Additional Non-Principal Risk Information.”

Cash Redemption Risk. The Fund’s investment strategy will require it to effect redemptions by Authorized Participants, in whole or in part, for the cash value of large blocks of Shares called Creation Units. As a result, the Fund may pay out higher annual capital gain distributions and be less tax-efficient than if the in-kind redemption process was used exclusively. In addition, cash redemptions may incur higher brokerage costs than in-kind redemptions and these added costs may be borne by the Fund and negatively impact Fund performance.

Commodity Investing Risk. Investing in commodity-related companies may subject the Fund to greater volatility than investments in traditional securities. The commodities markets have experienced periods of extreme volatility. Similar future market conditions may result in rapid and substantial valuation increases or decreases in the Fund’s holdings.

Currency Strategies Risk. Currency exchange rates may fluctuate significantly over short periods of time and can be unpredictably affected by political developments or government intervention. Changes in currency exchange rates may affect the U.S. Dollar value of the Fund's investments.

Cyber Security Risk. The Fund, and its service providers, may be susceptible to operational and information security risks resulting from a breach in cyber security, including cyber-attacks. A breach in cyber security, intentional or unintentional, may adversely impact the Fund in many ways, including, but not limited to, disruption of the Fund's operational capacity, loss of proprietary information, theft or corruption of data, denial-of-service attacks on websites or network resources, and the unauthorized release of confidential information. Cyber-attacks affecting the Fund's third-party service providers, including Cambria, the custodian, and the transfer agent, market makers, Authorized Participants, or the issuers of securities in which the Fund invests may subject the Fund to many of the same risks associated with direct cyber security breaches.

Depository Receipts Risk. The risks of investments in depository receipts are substantially similar to the risks of investing directly in foreign securities. In addition, depository receipts may not track the price of or may be less liquid than their underlying foreign securities, and the value of depository receipts may change materially at times when the U.S. markets are not open for trading.

Derivatives Risk. Derivatives, such as futures, options, and swaps, can be volatile, and a small investment in a derivative can have a large impact on the performance of the Fund as derivatives can result in losses in excess of the amount invested. Other risks of investments in derivatives include risks of default by the other party to the derivative transactions; risks that the transactions may result in losses that partially or completely offset gains in portfolio positions; and risks that the derivative transaction may not be liquid.

Emerging Markets Risk. Emerging market investments are subject to the same risks as foreign investments and to additional risks due to greater political and economic uncertainties as well as a relative lack of information about issuers in such markets. For example, emerging markets may be subject to, among other risks, greater market volatility; lower trading volume and liquidity; greater social, political and economic uncertainty; governmental controls on foreign investments and limitations on repatriation of invested capital; lower disclosure, corporate governance, auditing and financial reporting standards; fewer protections of property rights; fewer investor rights and limited legal, contractual or practical remedies available to investors against emerging market companies; restrictions on the transfer of securities or currency; and settlement and trading practices that differ from U.S. markets and markets of more developed countries.

Equity Investing Risk. An investment in the Fund involves risks similar to those of investing in any fund holding equity securities, such as market fluctuations, changes in interest rates and perceived trends in stock prices. The values of equity securities could decline generally or could underperform other investments. In addition, securities may decline in value due to factors affecting a specific issuer, market or securities markets generally.

Exchange-Traded Funds and Exchange-Traded Products and Investment Companies Risk. The risks of investing in securities of ETFs, ETPs and investment companies typically reflect the risks of the types of instruments in which the underlying ETF, ETP or investment company invests. In addition, with such investments, the Fund bears its proportionate share of the fees and expenses of the underlying entity. As a result, the Fund's operating expenses may be higher and performance may be lower. Through its investments in investment companies, the Fund may be indirectly exposed to derivatives and leverage; allowing them to obtain the right to a return on stipulated capital that exceeds the amount paid or invested. Use of leverage is speculative and could magnify losses.

Exchange-Traded Notes Risk. Because ETNs are unsecured, unsubordinated debt securities, an investment in an ETN exposes the Fund to the risk that an ETN's issuer may be unable to pay. In addition, as with investments in other ETPs, the Fund will bear its proportionate share of the fees and expenses of the ETN, which may cause the Fund's operating expenses to be higher and its performance to be lower.

Fixed Income Risk. A decline in an issuer's credit rating and/or financial condition may cause such issuer's fixed income securities to decrease in value while experiencing increased volatility and investment risk. During periods of falling interest rates, an issuer of a callable bond held by the Fund may "call" (or repay) the security before its stated maturity, and the Fund may have to reinvest the proceeds at lower interest rates, resulting in a decline in the Fund's income. The market value of a fixed income security generally changes in response to changes in interest rates and may change quickly and without warning in response to issuer defaults and changes in issuer credit ratings.

Foreign Investment Risk. Returns on investments in foreign securities could be more volatile than, or trail the returns on, investments in U.S. securities. Exposures to foreign securities entail special risks, including risks due to: (i) differences in information available about foreign issuers; (ii) differences in investor protection standards in other jurisdictions; (iii) capital controls risks, including the risk of a foreign jurisdiction imposing restrictions on the ability to repatriate or transfer currency or other assets; (iv) political, diplomatic and economic risks; (v) regulatory risks; and (vi) foreign market and trading risks, including the costs of trading and risks of settlement in foreign jurisdictions. In addition, the Fund's investments in securities denominated in other currencies could decline due to changes in local currency relative to the value of the U.S. dollar, which may affect the Fund's returns.

Geographic Investment Risk. To the extent the Fund invests a significant portion of its assets in the securities of companies of a single country or region, it is more likely to be impacted by events or conditions affecting that country or region.

Asia-Pacific Risk. Investments in securities of issuers in Asia-Pacific countries involve risks that are specific to the Asia-Pacific region, including certain legal, regulatory, political and economic risks. Certain Asia-Pacific countries have experienced expropriation and/or nationalization of assets, confiscatory taxation, political instability, armed conflict and social instability as a result of religious, ethnic, socio-economic and/or political unrest. Some economies in this region are dependent on a range of commodities, and are strongly affected by international commodity prices and particularly vulnerable to price changes for these products.

Europe Risk. The Economic and Monetary Union of the European Union ("EU") requires compliance with restrictions on inflation rates, deficits, interest rates, debt levels and fiscal and monetary controls, each of which may significantly affect every country in Europe. Decreasing imports or exports, changes in governmental or EU regulations on trade, changes in the exchange rate of the euro, the default or threat of default by an EU member country on its sovereign debt, and/or an economic recession in an EU member country may have a significant adverse effect on the economies of EU member countries and their trading partners. In addition, the United Kingdom has formally exited the EU ("Brexit"). Although it remains unclear what the potential consequences of Brexit may be, the economies of Europe and the United Kingdom, as well as the broader global economy, could be significantly impacted by Brexit, which may result in lower economic growth and increased volatility and illiquidity across global markets.

High Yield Securities Risk. High yield securities and unrated securities of comparable credit quality are subject to the increased risk of an issuer's inability to meet principal and interest payment obligations. High yield securities are subject to a greater risk of default and investments in them are inherently speculative. The secondary markets in which high yield securities are traded may be less liquid and more volatile than the market for higher grade securities.

Interest Rate Risk. The market value of fixed income securities generally changes in response to changes in interest rates. As interest rates rise, the value of certain fixed income securities is likely to decrease. Similarly, if interest rates decline, the value of fixed income securities is likely to increase. As of the date of this Prospectus, interest rates are near historic lows, but risks associated with rising interest rates are heightened given the possibility that the Federal Reserve may increase interest rates and/or change existing government fiscal policy initiatives in the near future, which could signal an end to the historically low interest rate environment. To the extent that rates increase substantially and/or rapidly, the Fund may be subject to significant losses.

International Closed-Market Trading Risk. Because the Fund's investments may be traded in markets that are closed when the Exchange is open, there are likely to be deviations between the current pricing of an underlying investment and stale investment pricing (*i.e.*, the last quote from its closed foreign market), resulting in premiums or discounts to NAV that may be greater than those experienced by other ETFs.

Investment Risk. An investment in the Fund is not a deposit of a bank and is not insured or guaranteed by the Federal Deposit Insurance Corporation or any other government agency. When you sell your Shares, they could be worth less than what you paid for them.

Leveraging Risk. Certain of Fund's investments may expose the Fund to leverage, causing the Fund's value to be more volatile.

Liquidity Risk. Liquidity risk exists when a particular investment is difficult to purchase or sell. A significant, rapid rise in interest rates may result in a period of volatility and increased redemptions if Fund securities become illiquid and are forced to sell the illiquid securities at disadvantageous times or prices. This could have a negative effect on the Fund's ability to achieve its investment objective and may result in losses to Fund shareholders.

Management Risk. The Fund is actively managed using proprietary investment strategies and processes. There can be no guarantee that these strategies and processes will be successful or that the Fund will achieve its investment objective.

Market Events Risk. Turbulence in the financial markets, reduced liquidity in the equity markets, and/or the advent of certain economic or political events, including global events such as war, acts of terrorism or a public health crisis, may negatively affect issuers, which could have an adverse effect on certain Fund holdings. In addition, there is a risk that policy changes by the U.S. Government, Federal Reserve and/or other government actors, such as increasing interest rates, could cause increased volatility in financial markets and higher levels of Fund redemptions, which could have a negative impact on certain Fund holdings.

Recent Events. The respiratory illness COVID-19 caused by a novel coronavirus has resulted in a global pandemic and major disruption to economies and markets around the world, including the United States. Financial markets have experienced extreme volatility and severe losses, and trading in many instruments has been disrupted. Liquidity for many instruments has been greatly reduced for periods of time. Some interest rates are very low and in some cases yields are negative. Some sectors of the economy and individual issuers have experienced particularly large losses. These circumstances may continue for an extended period of time, and may continue to affect adversely the value and liquidity of the Fund's investments.

Momentum Investing Risk. The Underlying Index may identify securities that have had higher recent price performance compared to other securities. These securities may be more volatile than a broad cross-section of securities. High momentum may also be a sign that the securities' prices have peaked. Momentum can turn quickly and cause significant variation from other types of investments. The Fund may experience significant losses if momentum stops, turns or otherwise behaves differently than predicted.

Options Risk. The prices of options may change rapidly over time and do not necessarily move in tandem with the price of the underlying securities. Options may expire unexercised, causing the Fund to lose the premium paid for them.

Premium-Discount Risk. Shares may trade above (premium) or below (discount) their NAV. The market prices of Shares will generally fluctuate in accordance with changes in NAV as well as the relative supply of, and demand for, Shares on the Exchange. This risk is heightened in times of market volatility or periods of steep market declines.

Real Estate Investments Risk. The Fund is subject to the risks related to investments in real estate, including declines in the real estate market, decreases in property revenues, increases in interest rates, increases in property taxes and operating expenses, legal and regulatory changes, a lack of credit or capital, defaults by borrowers or tenants, environmental problems and natural disasters.

Secondary Market Trading Risk. Investors buying or selling Shares in the secondary market may pay brokerage commissions, which may be a significant proportional cost for investors seeking to buy or sell relatively small amounts of Shares. In addition, secondary market investors will also incur a bid/ask spread, which varies over time for Shares based on trading volume and market liquidity and is generally higher if Shares have little trading volume and market liquidity. Although the Shares are listed on the Exchange, there can be no assurance that an active or liquid trading market for them will develop or be maintained. In stressed market conditions, the liquidity of Shares may begin to mirror the liquidity of the Fund's underlying portfolio holdings, which can be significantly less liquid than Shares. In addition, trading in Shares on the Exchange may be halted.

Small and Medium Capitalization Company Risk. Investing in securities of small and medium capitalization companies involves greater risk than customarily is associated with investing in larger, more established companies. These companies' securities may be more volatile and less liquid than those of more established companies. Often, small and medium capitalization companies and the industries in which they focus are still evolving and, as a result, they may be more sensitive to changing market conditions.

Sovereign Debt Securities Risk. Investments in sovereign debt obligations involve special risks not present in corporate debt obligations. The issuer of the sovereign debt or the authorities that control the repayment of the debt may be unable or unwilling to repay principal or interest when due, and the Fund may have limited recourse in the event of a default. During periods of economic uncertainty, the market prices of sovereign debt, and the Fund's NAV, may be more volatile than prices of U.S. debt obligations. In the past, certain non-U.S. markets have encountered difficulties in servicing their debt obligations, withheld payments of principal and interest and declared moratoria on the payment of principal and interest on their sovereign debts. These risks increase for lower-rated and high yield debt securities, as discussed in this Prospectus.

Swaps Contract Risk. Each swap exposes the Fund to counterparty risk when a counterparty to a financial instrument entered into by the Fund may become bankrupt or otherwise fail to perform its obligations. As a result, the Fund may experience delays in or be prevented from obtaining payments owed to it pursuant to a swap contract.

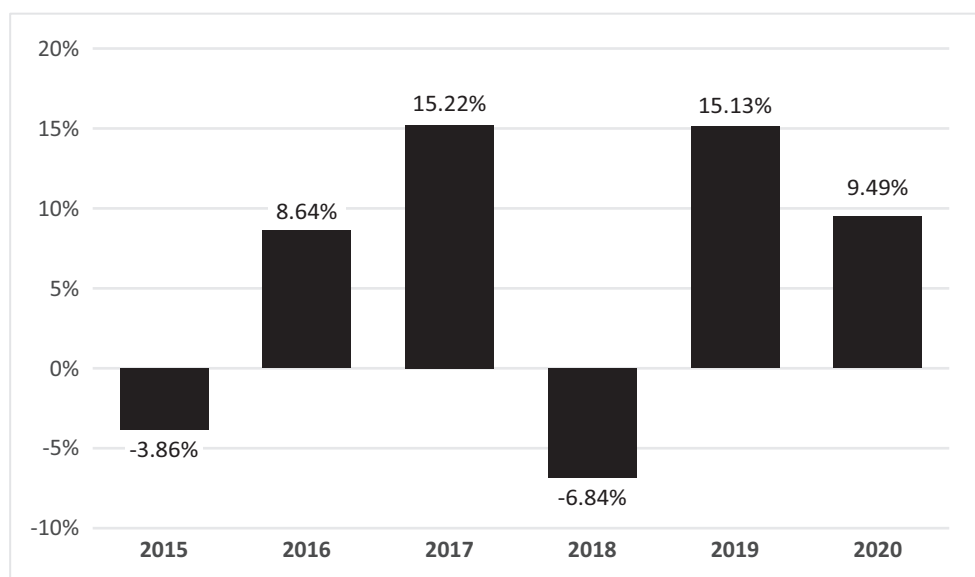
Value Investment Risk. The Fund considers certain value metrics when selecting stocks for inclusion in its portfolio and, as a result, the Fund may underperform when the market favors stocks with growth characteristics or a non-value investment approach. Value investments are subject to the risk that their intrinsic value may never be realized by the market.

PERFORMANCE

The following bar chart and table indicate the risks of investing in the Fund by showing how the Fund's average annual total returns compare with those of a relevant index that provides a broad measure of market performance. All returns include the reinvestment of dividends and distributions. As always, please note that the Fund's past performance (before and after taxes) does not necessarily indicate how the Fund will perform in the future. Updated performance information is available at www.cambriafunds.com.

The Fund's investment objective and strategies changed effective January 1, 2019. From December 9, 2014 to December 31, 2018, Fund performance reflects the investment objective of the Fund when it sought investment results that corresponded (before fees and expenses) generally to the price and yield performance of the Cambria Global Asset Allocation Index.

Total Annual Returns for Calendar Year Ended December 31



As of June 30, 2021, the Fund's year-to-date total return was 9.52%.

Best and Worst Quarter Returns (for the period reflected in the bar chart above)

Best: 11.91%, for the quarter ended 6/30/20

Worst: -15.65%, for the quarter ended 3/31/20

Average Annual Total Returns for the period ending December 31, 2020

Cambria Global Asset Allocation ETF*	1 Year	5 Years	Since Inception (12/9/14)
Return Before Taxes.....	9.49%	8.01%	5.71%
Return After Taxes on Distributions.....	8.23%	6.91%	4.63%
Return After Taxes on Distributions and Sale of Fund Shares.....	5.61%	5.84%	4.01%
S&P Balanced Equity & Bond Moderate Index (Reflects no deduction for fees, expenses or taxes)	14.65%	10.01%	8.52%

* The Fund's objective changed effective January 1, 2019. Prior to that date, the Fund was passively managed and sought to track the performance, before fees and expenses, of the Cambria Global Asset Allocation Index. As of January 1, 2019, the Fund is actively managed and seeks income and capital appreciation.

Average annual total returns are shown on a before- and after-tax basis for the Fund. After-tax returns are calculated using the historical highest individual federal marginal income tax rates and do not reflect the impact of state and local taxes. Actual after-tax returns depend on an investor's tax situation and may differ from those shown. After-tax returns shown are not relevant to investors who hold shares through tax-deferred arrangements, such as 401(k) plans or individual retirement plans.

INVESTMENT ADVISER

Cambria Investment Management, L.P. serves as the investment adviser of the Fund.

PORTFOLIO MANAGER

Mebane T. Faber is the portfolio manager for the Fund and has managed the Fund since its inception in December 2014.

PURCHASE AND SALE OF FUND SHARES

Individual Shares are listed on a national securities exchange and may only be purchased and sold in the secondary market through a broker-dealer at a market price. Because Shares trade at market prices rather than NAV, Shares may trade at a price greater than NAV (at a "premium") or less than NAV (at a "discount"). An investor may incur costs attributable to the difference between the highest price a buyer is willing to pay to purchase Shares (bid) and the lowest price a seller is willing to accept for Shares (ask) when buying and selling Shares in the secondary market (the "bid/ask spread"). Recent information regarding the Fund, including its NAV, market price, premiums and discounts, and bid/ask spreads, is available on the Fund's website at www.cambriafunds.com.

TAX INFORMATION

Distributions you receive from the Fund are generally taxable to you as ordinary income for federal income tax purposes, except that distributions will be taxed to you at long-term capital gain rates to the extent reported by the Fund as "capital gain dividends" or "qualified dividend income," and may also be subject to state or local taxes. Fund distributions may not be taxable to you if you are investing through a tax-advantaged retirement plan account or are a tax-exempt investor, although you may be taxed on withdrawals from your tax-advantaged account.

PURCHASES THROUGH BROKER-DEALERS AND OTHER FINANCIAL INTERMEDIARIES

If you purchase Shares through a broker-dealer or other financial intermediary, the Fund and its related companies may pay the intermediary for the sale of Shares and related services. These payments may create a conflict of interest by influencing the broker-dealer or other intermediary and your salesperson to recommend Shares over another investment. Ask your salesperson or visit your financial intermediary's website for more information.

FUND SUMMARY

Cambria Tail Risk ETF

INVESTMENT OBJECTIVE

The Fund seeks to provide income and capital appreciation from investments in the U.S. market while protecting against significant downside risk.

FEES AND EXPENSES

This table describes the fees and expenses that you may pay if you buy, hold and sell Shares. You may pay other fees, such as brokerage commissions and other fees to financial intermediaries, which are not reflected in the table and example below.

ANNUAL FUND OPERATING EXPENSES (EXPENSES THAT YOU PAY EACH YEAR AS A PERCENTAGE OF THE VALUE OF YOUR INVESTMENT)

Management Fee:	0.59%
Distribution and/or Service (12b-1) Fees:.....	0.00%
Other Expenses:	0.00%
Total Annual Fund Operating Expenses:	0.59%

EXAMPLE

The following example is intended to help you compare the cost of investing in the Fund with the cost of investing in other funds. The example assumes that you invest \$10,000 in the Fund for the time periods indicated and then redeem all of your Shares at the end of those periods. The example also assumes that the Fund provides a return of 5% a year and that operating expenses remain the same. The example does not reflect any brokerage commissions that you may pay on purchases and sales of Shares. Although your actual costs may be higher or lower, based on these assumptions, your costs would be:

One Year:	Three Years:	Five Years:	Ten Years:
\$60	\$189	\$329	\$738

PORTFOLIO TURNOVER

The Fund may pay transaction costs, including commissions when it buys and sells securities (or “turns over” its portfolio). A higher portfolio turnover rate may indicate higher transaction costs and may result in higher taxes when Shares are held in a taxable account. These costs, which are not reflected in the annual fund operating expenses or in the example, affect the Fund’s performance. For the fiscal year ended April 30, 2021, the Fund’s portfolio turnover rate was 155% of the average value of its portfolio.

PRINCIPAL INVESTMENT STRATEGIES

The Fund is actively managed and seeks to achieve its investment objective by investing in cash and U.S. government bonds, and utilizing a put option strategy to manage the risk of a significant negative movement in the value of domestic equities (commonly referred to as tail risk) over rolling one-month periods. To hedge against sharp declines in the U.S. stock market, each month, the Fund purchases U.S. exchange-listed protective “out of the money” put options on U.S. stock indices. The Fund’s investment adviser, Cambria Investment Management, L.P. (“Cambria” or the “Adviser”), intends to spend approximately one percent of the Fund’s total assets per month to purchase put options. Cambria generally targets put options in the 0% to 30% out of the money range. Buying a put option provides the purchaser the right to sell the underlying index to the put seller at a specified price within a specified time period. There is an associated cost (premium), but in the event the underlying index declines in value, ownership of the put may reduce the downside risk. In the event the market rises, the cost of the option might be lost. For example, if the Fund purchases a put option on the S&P 500 Index (“SPX Put”), the Fund pays a premium to the option seller, which decreases the Fund’s return. If, however, the value of the S&P 500 Index falls below the SPX Put’s strike price, the option finishes

“in-the-money” and the option seller pays the Fund the difference between the strike price and the value of the S&P 500 Index. By employing the put option strategy, Cambria seeks growth with reduced volatility as compared to the cash and U.S. bonds.

Cambria has implemented the put option strategy to attempt to provide protection from significant market declines on a month-by-month basis. The bulk of this protection comes in the form of put options on indices that track the performance of U.S. equity securities. Cambria generally intends to re-initiate new options positions that make up the put option position each month and reinvest any gains from these activities into U.S. bonds, including U.S. Treasuries and Treasury inflation-protected securities (TIPS). Cambria also may, at its discretion, liquidate and establish new option positions intra-month, or liquidate option positions without establishing new positions. The put option strategy only includes exchange-listed put options.

PRINCIPAL RISKS

An investment in the Fund involves risk. Each risk summarized below is considered a “principal risk” of investing in the Fund, regardless of the order in which it appears. The Fund’s principal risks are presented in alphabetical order to facilitate investors’ ability to identify particular risks and compare them with the risks of other funds. Some or all of these risks may adversely affect the Fund’s net asset value per share (“NAV”), trading price, yield, total return, and/or ability to meet its objective. There is no assurance that the Fund will achieve its investment objective. An investor may lose money by investing in the Fund. For more information about the risks of investing in the Fund, see the sections titled “Additional Information About the Funds’ Risks” and “Additional Non-Principal Risk Information.”

Cash Redemption Risk. The Fund’s investment strategy will require it to effect redemptions by Authorized Participants, in whole or in part, for the cash value of large blocks of Shares called Creation Units. As a result, the Fund may pay out higher annual capital gain distributions and be less tax-efficient than if the in-kind redemption process was used exclusively. In addition, cash redemptions may incur higher brokerage costs than in-kind redemptions and these added costs may be borne by the Fund and negatively impact Fund performance.

Cyber Security Risk. The Fund, and its service providers, may be susceptible to operational and information security risks resulting from a breach in cyber security, including cyber-attacks. A breach in cyber security, intentional or unintentional, may adversely impact the Fund in many ways, including, but not limited to, disruption of the Fund’s operational capacity, loss of proprietary information, theft or corruption of data, denial-of-service attacks on websites or network resources, and the unauthorized release of confidential information. Cyber-attacks affecting the Fund’s third-party service providers, including Cambria, the custodian, and the transfer agent, market makers, Authorized Participants, or the issuers of securities in which the Fund invests may subject the Fund to many of the same risks associated with direct cyber security breaches.

Derivatives Risk. Derivatives, such as put options, can be volatile, and a small investment in a derivative can have a large impact on the performance of the Fund as derivatives can result in losses in excess of the amount invested. Derivatives are financial instruments that derive their performance from an underlying reference asset, such as an index. The return on a derivative instrument may not correlate with the return of its underlying reference asset. Other risks of investments in derivatives include risks of default by the other party to the derivative transactions; risks that the transactions may result in losses that partially or completely offset gains in portfolio positions; and risks that the derivative transaction may not be liquid.

Hedging Risk. Options used by the Fund to offset its exposure to tail risk or reduce volatility may not perform as intended. There can be no assurance that the Fund’s put option strategy will be effective. It may expose the Fund to losses, *e.g.*, option premiums, to which it would not have otherwise been exposed if it only invested in U.S. government bonds or U.S. government bond ETFs. Further, the put option strategy may not fully protect the Fund against declines in the value of its portfolio securities.

Inflation-Protected Security Risk. Inflation-protected securities, such as Treasury inflation-protected securities (TIPS), provide protection against inflation. Inflation-protected securities typically decrease in value when real interest rates rise and increase in value when real interest rates fall.

Investment Risk. An investment in the Fund is not a deposit of a bank and is not insured or guaranteed by the Federal Deposit Insurance Corporation or any other government agency. When you sell your Shares, they could be worth less than what you paid for them.

Liquidity Risk. The Fund may purchase options and invest in other instruments that may be less liquid than other types of investments. The options purchased by the Fund may not always be liquid. This could have a negative effect on the Fund’s ability to achieve its investment objective and may result in losses to Fund shareholders.

Management Risk. The Fund is actively managed using proprietary investment strategies and processes. There can be no guarantee that these strategies and processes will be successful or that the Fund will achieve its investment objective.

Options Risk. The value of the Fund's positions in options fluctuates in response to changes in the value of the underlying index. The Fund also risks losing all or part of the cash paid for purchasing put options. Because the Fund only purchases put options, the Fund's losses from its exposure to put options is limited to the amount of premiums paid to the option seller.

Portfolio Turnover Risk. Because the Fund "turns over" its put options every month, the Fund will incur high levels of transaction costs from commissions or mark-ups in the bid/offer spread. Higher portfolio turnover may result in the Fund paying higher levels of transaction costs and generating greater tax liabilities for shareholders. Portfolio turnover risk may cause the Fund's performance to be less than you expect. While the turnover of the put options is not deemed "portfolio turnover" for accounting purposes, the economic impact to the Fund is similar to what could occur if the Fund experienced high portfolio turnover (e.g., in excess of 100% per year).

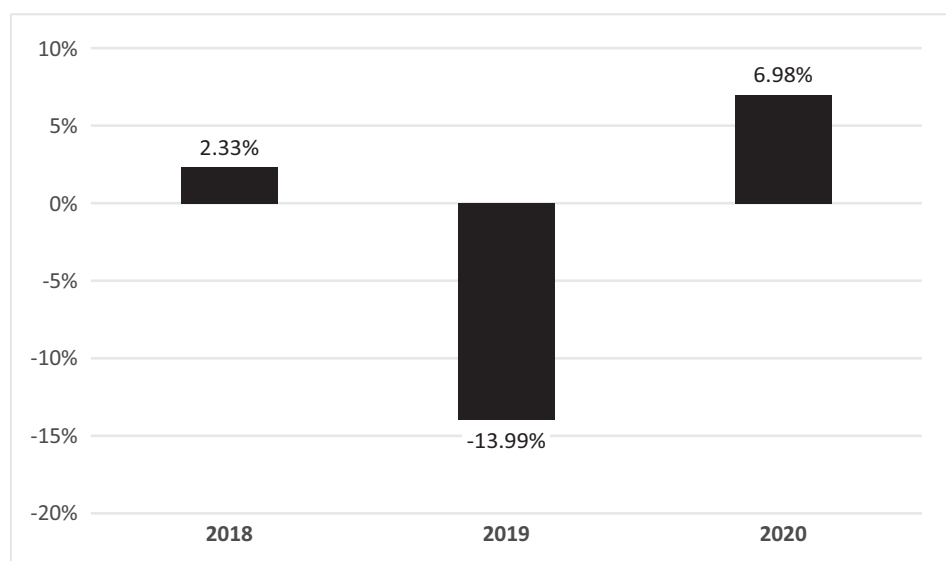
Premium-Discount Risk. Shares may trade above (premium) or below (discount) their NAV. The market prices of Shares will generally fluctuate in accordance with changes in NAV as well as the relative supply of, and demand for, Shares on the Exchange. This risk is heightened in times of market volatility or periods of steep market declines.

Secondary Market Trading Risk. Investors buying or selling Shares in the secondary market may pay brokerage commissions or other charges, which may be a significant proportional cost for investors seeking to buy or sell relatively small amounts of Shares. In addition, secondary market investors will also incur a bid/ask spread, which varies over time for Shares based on trading volume and market liquidity and is generally higher if Shares have little trading volume and market liquidity. Although the Shares are listed on the Exchange, there can be no assurance that an active or liquid trading market for them will develop or be maintained. In stressed market conditions, the liquidity of Shares may begin to mirror the liquidity of the Fund's underlying portfolio holdings, which can be significantly less liquid than Shares. In addition, trading in Shares on the Exchange may be halted.

PERFORMANCE

The following bar chart and table indicate the risks of investing in the Fund by showing how the Fund's average annual total returns compare with those of a relevant index that provides a broad measure of market performance. All returns include the reinvestment of dividends and distributions. As always, please note that the Fund's past performance (before and after taxes) does not necessarily indicate how the Fund will perform in the future. Updated performance information is available at www.cambriafunds.com.

Total Annual Returns for Calendar Year Ended December 31



As of June 30, 2021, the Fund's year-to-date total return was -9.02%.

Best and Worst Quarter Returns (for the period reflected in the bar chart above)

Best: 23.49%, for the quarter ended 3/31/20

Worst: -10.32%, for the quarter ended 3/31/19

Average Annual Total Returns for the period ending December 31, 2020

Cambria Tail Risk ETF	1 Year	Since Inception (4/5/17)
Return Before Taxes.....	6.98%	-3.99%
Return After Taxes on Distributions.....	6.84%	-4.45%
Return After Taxes on Distributions and Sale of Fund Shares.....	4.14%	-3.18%
Bloomberg Barclays U.S. Short Treasury Index (Reflects no deduction for fees, expenses or taxes).....	0.95%	1.59%

Average annual total returns are shown on a before- and after-tax basis for the Fund. After-tax returns are calculated using the historical highest individual federal marginal income tax rates and do not reflect the impact of state and local taxes. Actual after-tax returns depend on an investor's tax situation and may differ from those shown. After-tax returns shown are not relevant to investors who hold shares through tax-deferred arrangements, such as 401(k) plans or individual retirement plans.

INVESTMENT ADVISER

Cambria Investment Management, L.P. serves as the investment adviser of the Fund.

PORTFOLIO MANAGER

Mebane T. Faber is the portfolio manager for the Fund and has managed the Fund since its inception in April 2017.

PURCHASE AND SALE OF FUND SHARES

Individual Shares are listed on a national securities exchange and may only be purchased and sold in the secondary market through a broker-dealer at a market price. Because Shares trade at market prices rather than NAV, Shares may trade at a price greater than NAV (at a "premium") or less than NAV (at a "discount"). An investor may incur costs attributable to the difference between the highest price a buyer is willing to pay to purchase Shares (bid) and the lowest price a seller is willing to accept for Shares (ask) when buying and selling Shares in the secondary market (the "bid/ask spread"). Recent information regarding the Fund, including its NAV, market price, premiums and discounts, and bid/ask spreads, is available on the Fund's website at www.cambriafunds.com.

TAX INFORMATION

Distributions you receive from the Fund are generally taxable to you as ordinary income for federal income tax purposes, except that distributions will be taxed to you at long-term capital gain rates to the extent reported by the Fund as "capital gain dividends" or "qualified dividend income," and may also be subject to state or local taxes. Fund distributions may not be taxable to you if you are investing through a tax-advantaged retirement plan account or are a tax-exempt investor, although you may be taxed on withdrawals from your tax-advantaged account.

PURCHASES THROUGH BROKER-DEALERS AND OTHER FINANCIAL INTERMEDIARIES

If you purchase Shares through a broker-dealer or other financial intermediary, the Fund and its related companies may pay the intermediary for the sale of Shares and related services. These payments may create a conflict of interest by influencing the broker-dealer or other intermediary and your salesperson to recommend Shares over another investment. Ask your salesperson or visit your financial intermediary's website for more information.

FUND SUMMARY

Cambria Trinity ETF

INVESTMENT OBJECTIVE

The Fund seeks income and capital appreciation.

FEES AND EXPENSES

This table describes the fees and expenses that you may pay if you buy, hold and sell Shares. You may pay other fees, such as brokerage commissions and other fees to financial intermediaries, which are not reflected in the table and example below.

ANNUAL FUND OPERATING EXPENSES (EXPENSES THAT YOU PAY EACH YEAR AS A PERCENTAGE OF THE VALUE OF YOUR INVESTMENT)

Management Fee:	0.00%
Distribution and/or Service (12b-1) Fees:	0.00%
Acquired Fund Fees and Expenses*:	0.44%
Other Expenses:	0.00%
Total Annual Fund Operating Expenses*:	0.44%

* Total Annual Fund Operating Expenses may not correlate to the expense ratios in the Fund's financial highlights because the financial highlights reflect only the Fund's operating expenses and do not include Acquired Fund Fees and Expenses, which are fees and expenses incurred indirectly by the Fund through its investments in certain underlying investment companies.

EXAMPLE

The following example is intended to help you compare the cost of investing in the Fund with the cost of investing in other funds. The example assumes that you invest \$10,000 in the Fund for the time periods indicated and then redeem all of your Shares at the end of those periods. The example also assumes that the Fund provides a return of 5% a year and that operating expenses remain the same. The example does not reflect any brokerage commissions that you may pay on purchases and sales of Shares. Although your actual costs may be higher or lower, based on these assumptions, your costs would be:

One Year:	Three Years:	Five Years:	Ten Years:
\$45	\$141	\$246	\$554

PORTFOLIO TURNOVER

The Fund may pay transaction costs, including commissions, when it buys and sells securities (or "turns over" its portfolio). A higher portfolio turnover rate may indicate higher transaction costs and may result in higher taxes when Shares are held in a taxable account. These costs, which are not reflected in the annual fund operating expenses or in the example, affect the Fund's performance. For the fiscal year ended April 30, 2021, the Fund's portfolio turnover rate was 50% of the average value of its portfolio.

PRINCIPAL INVESTMENT STRATEGIES

The Fund is designed to provide diversified exposure to all of the major asset classes in the various regions, countries and sectors around the globe and absolute positive returns with lower volatility and risk compared to global equity markets. The major asset classes represented in the Fund are equity and fixed income securities, real estate, commodities, listed derivatives, and currencies.

Under normal market conditions, the Fund invests at least 80% of its total assets in affiliated and unaffiliated exchange-traded funds (“ETFs”) and other exchange-traded products (“ETPs”) (collectively, “Underlying Vehicles”) that provide exposure to various (i) investment asset classes, including equity and fixed income securities, real estate, commodities, and currencies, and (ii) factors such as value, momentum, and trend investing. The Fund invests in Underlying Vehicles that seek exposure to undervalued markets, according to various valuation metrics, such as the cyclically adjusted price-to-earnings ratio, commonly known as the “CAPE Shiller P/E ratio, while seeking to avoid overvalued markets through the use of systematic quantitative screens. The Fund also invests in Underlying Vehicles with momentum and trend following strategies. Momentum and trend following strategies, both of which are based on quantitative and algorithmic models, attempt to (1) invest in assets when their prices are in an uptrend (*i.e.*, prices are increasing over a specified time period) and/or increasing relative to the prices of other assets, and (2) sell or short assets when their prices are in a downtrend (*i.e.*, prices are decreasing over a specified time period) and/or decreasing relative to the prices of other assets. The Fund also invests in other Underlying Vehicles that pursue shareholder yield and managed futures strategies, which involve dividend investing and short sales, respectively.

Under normal market conditions, the Fund’s investment adviser, Cambria Investment Management, L.P. (“Cambria” or the “Adviser”), selects Underlying Vehicles that provide the Fund with a targeted allocation of approximately 25% of its portfolio to equity securities, 25% to fixed income securities, 35% to trend following strategies, and 10% to other asset classes such as currencies and real assets, including commodities, listed derivatives, and real estate. As of August 2, 2021, the Fund invested in twenty-two Underlying Vehicles that provide investment exposure to these various asset classes and strategies.

The Fund defines equity securities to include exposure through Underlying Vehicles to equity securities, including, but not limited to, real estate investment trusts (“REITs”) and common stocks of issuers of any market capitalization. The Fund defines fixed income securities to include exposure through Underlying Vehicles to securities issued by the U.S. Government and its agencies, treasury inflation-protected securities (TIPS), sovereign debt and corporate bonds of any credit quality, including high yield (or “junk”) bonds. The equity securities and fixed income securities may be issued by governments or companies located in developed or emerging markets.

The Fund is considered a “fund of funds” that seeks to achieve its investment objective by primarily investing in Underlying Vehicles, including affiliated ETFs, that offer diversified exposure to all of the major asset classes in the various regions, countries, and sectors around the globe. The Fund may invest up to 20% of its net assets in instruments that are not Underlying Vehicles, but which Cambria believes will help the Fund achieve its investment objective, including, but not limited to, futures, options, swap contracts, cash and cash equivalents, and money market funds.

Cambria has discretion to actively manage the Fund’s portfolio in accordance with the Fund’s investment objective. The Fund may sell a security when Cambria believes that the security is overvalued or better investment opportunities are available, to invest in cash and cash equivalents, or to meet redemptions. Cambria expects to adjust the Fund’s holdings to meet target allocations at least annually.

PRINCIPAL RISKS

An investment in the Fund involves risk. Each risk summarized below is considered a “principal risk” of investing in the Fund, regardless of the order in which it appears. The Fund’s principal risks are presented in alphabetical order to facilitate investors’ ability to identify particular risks and compare them with the risks of other funds. Some or all of these risks may adversely affect the Fund’s net asset value per share (“NAV”), trading price, yield, total return, and/or ability to meet its objective. There is no assurance that the Fund will achieve its investment objective. An investor may lose money by investing in the Fund. For more information about the risks of investing in the Fund, see the sections titled “Additional Information About the Funds’ Risks” and “Additional Non-Principal Risk Information.”

Commodity Investing Risk. The Fund may invest in commodity-related companies, commodity futures and physical commodities through the Underlying Vehicles. These investments may subject the Fund to greater volatility than investments in traditional securities. The commodities markets have experienced periods of extreme volatility. Similar future market conditions may result in rapid and substantial valuation increases or decreases in an Underlying Vehicle’s holdings.

Currency Strategies Risk. Currency exchange rates may fluctuate significantly over short periods of time and can be unpredictably affected by political developments or government intervention. Changes in currency exchange rates may affect the U.S. dollar value of the Fund’s investments in Underlying Vehicles with exposure to global regions and foreign securities.

Cyber Security Risk. The Fund, and its service providers, may be susceptible to operational and information security risks resulting from a breach in cyber security, including cyber-attacks. A breach in cyber security, intentional or unintentional, may adversely impact the Fund in many ways, including, but not limited to, disruption of the Fund's operational capacity, loss of proprietary information, theft or corruption of data, denial-of-service attacks on websites or network resources, and the unauthorized release of confidential information. Cyber-attacks affecting the Fund's third-party service providers, including Cambria, the custodian, and the transfer agent, market makers, Authorized Participants, or the issuers of securities in which the Fund invests may subject the Fund to many of the same risks associated with direct cyber security breaches.

Depository Receipts Risk. The risks of investments in depository receipts are substantially similar to the risks of investing directly in foreign securities. In addition, depository receipts may not track the price of or may be less liquid than their underlying foreign securities, and the value of depository receipts may change materially at times when the U.S. markets are not open for trading.

Derivatives Risk. Derivatives, such as futures, options, and swaps, can be volatile, and a small investment in a derivative can have a large impact on the performance of the Fund as derivatives can result in losses in excess of the amount invested. Other risks of investments in derivatives include risks of default by the other party to the derivative transactions; risks that the transactions may result in losses that partially or completely offset gains in portfolio positions; and risks that the derivative transaction may not be liquid.

Dividend Paying Security Risk. Underlying Vehicles may be comprised of dividend paying securities. Securities that pay high dividends as a group can fall out of favor with the market, causing these companies to underperform companies that do not pay high dividends. Also, changes in the dividend policies of companies owned by the Fund and the capital resources available for these companies' dividend payments may adversely affect the Fund.

Emerging Markets Risk. Emerging market investments are subject to the same risks as foreign investments and to additional risks due to greater political and economic uncertainties as well as a relative lack of information about issuers in such markets. For example, emerging markets may be subject to, among other risks, greater market volatility; lower trading volume and liquidity; greater social, political and economic uncertainty; governmental controls on foreign investments and limitations on repatriation of invested capital; lower disclosure, corporate governance, auditing and financial reporting standards; fewer protections of property rights; fewer investor rights and limited legal, contractual or practical remedies available to investors against emerging market companies; restrictions on the transfer of securities or currency; and settlement and trading practices that differ from U.S. markets and markets of more developed countries.

Equity Investing Risk. Because Underlying Vehicles may be comprised of equities, an investment in the Fund involves risks similar to those of investing in any fund holding equity securities, such as market fluctuations, changes in interest rates and perceived trends in stock prices. The values of equity securities could decline generally or could underperform other investments due to factors affecting a specific issuer, market or securities markets generally.

Exchange-Traded Funds, Exchange-Traded Products and Investment Companies Risk. The risks of investing in securities of ETFs, ETPs and investment companies typically reflect the risks of the types of instruments in which the underlying ETF, ETP or investment company invests. In addition, with such investments, the Fund bears its proportionate share of the fees and expenses of the underlying entity. As a result, the Fund's operating expenses may be higher and performance may be lower.

Fixed Income Risk. Underlying Vehicles may be comprised of fixed income securities. A decline in an issuer's credit rating and/or financial condition may cause such issuer's fixed income securities to decrease in value while experiencing increased volatility and investment risk. During periods of falling interest rates, an issuer of a callable bond held by an Underlying Vehicle may "call" (or repay) the security before its stated maturity, and the Underlying Vehicle may have to reinvest the proceeds at lower interest rates, resulting in a decline in the Underlying Vehicle's and the Fund's income. The market value of a fixed income security generally changes in response to changes in interest rates and may change quickly and without warning in response to issuer defaults and changes in issuer credit ratings.

Foreign Investment Risk. Underlying Vehicles may be comprised of foreign securities. Returns on investments in foreign securities could be more volatile than, or trail the returns on, investments in U.S. securities. Exposures to foreign securities entail special risks, including risks due to: (i) differences in information available about foreign issuers; (ii) differences in investor protection standards in other jurisdictions; (iii) capital controls risks, including the risk of a foreign jurisdiction imposing restrictions on the ability to repatriate or transfer currency or other assets; (iv) political, diplomatic and economic

risks; (v) regulatory risks; and (vi) foreign market and trading risks, including the costs of trading and risks of settlement in foreign jurisdictions. In addition, an Underlying Vehicle's investments in securities denominated in other currencies could decline due to changes in local currency relative to the value of the U.S. dollar, which may affect the Underlying Vehicle's and the Fund's returns.

Futures Contracts Risk. Risks associated with the use of futures contracts include the following: (i) an imperfect correlation between movements in prices of index futures contracts and movements in the value of the stock index that the instrument is designed to simulate; and (ii) the possibility of an illiquid secondary market for a futures contract and the resulting inability to close a position prior to its maturity date. Investments in futures may expose the Fund to leverage.

Geographic Investment Risk. To the extent the Fund invests a significant portion of its assets in Underlying Vehicles that invest in securities of companies of a single country or region, it is more likely to be impacted by events or conditions affecting that country or region.

Asia-Pacific Risk. Investments in securities of issuers in Asia-Pacific countries involve risks that are specific to the Asia-Pacific region, including certain legal, regulatory, political and economic risks. Certain Asia-Pacific countries have experienced expropriation and/or nationalization of assets, confiscatory taxation, political instability, armed conflict and social instability as a result of religious, ethnic, socio-economic and/or political unrest. Some economies in this region are dependent on a range of commodities, and are strongly affected by international commodity prices and particularly vulnerable to price changes for these products.

Europe Risk. The Economic and Monetary Union of the European Union ("EU") requires compliance with restrictions on inflation rates, deficits, interest rates, debt levels and fiscal and monetary controls, each of which may significantly affect every country in Europe. Decreasing imports or exports, changes in governmental or EU regulations on trade, changes in the exchange rate of the euro, the default or threat of default by an EU member country on its sovereign debt, and/or an economic recession in an EU member country may have a significant adverse effect on the economies of EU member countries and their trading partners. In addition, the United Kingdom has formally exited the EU ("Brexit"). Although it remains unclear what the potential consequences of Brexit may be, the economies of Europe and the United Kingdom, as well as the broader global economy, could be significantly impacted by Brexit, which may result in lower economic growth and increased volatility and illiquidity across global markets.

High Yield Securities Risk. Underlying Vehicles may be comprised of high yield securities. High yield securities and unrated securities of comparable credit quality are subject to the increased risk of an issuer's inability to meet principal and interest payment obligations. High yield securities are subject to a greater risk of default and investments in them are inherently speculative. The secondary markets in which high yield securities are traded may be less liquid and more volatile than the market for higher grade securities.

Inflation-Protected Security Risk. Underlying Vehicles may be comprised of inflation-protected securities, such as Treasury inflation-protected securities ("TIPS"), that provide protection against inflation. Inflation-protected securities typically decrease in value when real interest rates rise and increase in value when real interest rates fall.

Interest Rate Risk. The market value of fixed income securities, and financial instruments related to fixed income securities, will change in response to changes in interest rates. As interest rates rise, the value of certain fixed income securities is likely to decrease. Similarly, if interest rates decline, the value of fixed income securities is likely to increase. Longer maturity securities tend to be more sensitive to changes in interest rates and more volatile; and thus an Underlying Vehicle with a longer portfolio maturity generally is subject to greater interest rate risk. As of the date of this Prospectus, interest rates are near historic lows, but risks associated with rising interest rates are heightened given the possibility that the Federal Reserve may increase interest rates and/or change existing government fiscal policy initiatives in the near future, which could signal an end to the historically low interest rate environment. To the extent that rates increase substantially and/or rapidly, an Underlying Vehicle investing in fixed incomes securities, and the Fund, may be subject to significant losses.

International Closed-Market Trading Risk. Because an Underlying Vehicle's investments may be traded in markets that are closed when the Underlying Vehicle's listing exchange is open, there are likely to be deviations between the current pricing of an Underlying Vehicle's underlying investment and stale investment pricing (*i.e.*, the last quote from its closed foreign market), resulting in premiums or discounts to NAV that may be greater than those experienced by other ETFs.

Investment Risk. An investment in the Fund is not a deposit of a bank and is not insured or guaranteed by the Federal Deposit Insurance Corporation or any other government agency. When you sell your Shares, they could be worth less than what you paid for them.

Large Capitalization Companies Risk. The Fund's investments in Underlying Vehicles that are comprised of large capitalization companies may underperform other segments of the market because large capitalization companies may be unable to respond quickly to new competitive challenges, such as changes in technology and consumer tastes, and may not be able to attain the high growth rate of successful smaller companies, especially during extended periods of economic expansion.

Liquidity Risk. Liquidity risk exists when a particular investment is difficult to purchase or sell. A significant, rapid rise in interest rates may result in a period of volatility and increased redemptions if Fund securities become illiquid and are forced to sell the illiquid securities at disadvantageous times or prices. This could have a negative effect on the Fund's ability to achieve its investment objective and may result in losses to Fund shareholders.

Management Risk. The Fund is actively managed using proprietary investment strategies and processes. There can be no guarantee that these strategies and processes will be successful or that the Fund will achieve its investment objective.

Market Events Risk. Turbulence in the financial markets, reduced liquidity in the equity markets, and/or the advent of certain economic or political events, including global events such as war, acts of terrorism or a public health crisis, may negatively affect issuers, which could have an adverse effect on certain Fund holdings. In addition, there is a risk that policy changes by the U.S. Government, Federal Reserve and/or other government actors, such as increasing interest rates, could cause increased volatility in financial markets and higher levels of Fund redemptions, which could have a negative impact on certain Fund holdings.

Recent Events. The respiratory illness COVID-19 caused by a novel coronavirus has resulted in a global pandemic and major disruption to economies and markets around the world, including the United States. Financial markets have experienced extreme volatility and severe losses, and trading in many instruments has been disrupted. Liquidity for many instruments has been greatly reduced for periods of time. Some interest rates are very low and in some cases yields are negative. Some sectors of the economy and individual issuers have experienced particularly large losses. These circumstances may continue for an extended period of time, and may continue to affect adversely the value and liquidity of the Fund's investments.

Momentum Investing Risk. Underlying Vehicles may pursue momentum and trend following strategies that seek to identify securities that have had higher recent price performance compared to other securities. These securities may be more volatile than a broad cross-section of securities. High momentum may also be a sign that the securities' prices have peaked. Momentum can turn quickly and cause significant variation from other types of investments. The Fund may experience significant losses if momentum stops, turns or otherwise behaves differently than predicted.

Options Risk. The prices of options may change rapidly over time and do not necessarily move in tandem with the price of the underlying securities. Options may expire unexercised, causing the Fund to lose the premium paid for them.

Premium-Discount Risk. Shares may trade above (premium) or below (discount) their NAV. The market prices of Shares will generally fluctuate in accordance with changes in NAV as well as the relative supply of, and demand for, Shares on the Exchange. This risk is heightened in times of market volatility or periods of steep market declines.

Real Estate Investments Risk. Underlying Vehicles may be comprised of real estate securities. The Fund is subject to the risks related to investments in real estate, including declines in the real estate market, decreases in property revenues, increases in interest rates, increases in property taxes and operating expenses, legal and regulatory changes, a lack of credit or capital, defaults by borrowers or tenants, environmental problems and natural disasters.

REIT Risk. Underlying Vehicles may be comprised of REITs. In addition to the risks associated with the real estate industry, REITs are subject to additional risks, including those related to adverse governmental actions and the potential failure to qualify for tax-free pass through of income and exemption from registration as an investment company. REITs are dependent upon specialized management skills and may invest in relatively few properties, a small geographic area or a small number of property types. As a result, investments in REITs may be volatile. REITs are pooled investment vehicles with their own fees and expenses and the Underlying Vehicle, as well as the Fund, will indirectly bear a proportionate share of those fees and expenses.

Secondary Market Trading Risk. Investors buying or selling Shares in the secondary market may pay brokerage commissions or other charges, which may be a significant proportional cost for investors seeking to buy or sell relatively small amounts of Shares. In addition, secondary market investors will also incur a bid/ask spread, which varies over time for Shares based on trading volume and market liquidity and is generally higher if Shares have little trading volume and market liquidity. Although the Shares are listed on the Exchange, there can be no assurance that an active or liquid trading market for them will develop or be maintained. In stressed market conditions, the liquidity of Shares may begin to mirror the liquidity of the Fund's underlying portfolio holdings, which can be significantly less liquid than Shares. In addition, trading in Shares on the Exchange may be halted.

Short Sale Risk. Underlying Vehicles may engage in short selling. If a security is sold short and subsequently has to be bought back at a higher price, the Underlying Vehicle will realize a loss on the transaction. The amount of loss on a short sale is potentially unlimited because there is no limit on the price a shorted security might attain (as compared to a long position, where the maximum loss is the amount invested). The use of short sales by Underlying Vehicles may increase the Fund's exposure to the market, and may increase losses and the volatility of returns.

Small and Medium Capitalization Company Risk. The Fund's investments in Underlying Vehicles that are comprised of small and medium capitalization companies involve greater risk than customarily is associated with investing in larger, more established companies. These companies' securities may be more volatile and less liquid than those of more established companies. Often small and medium capitalization companies and the industries in which they focus are still evolving and, as a result, they may be more sensitive to changing market conditions.

Sovereign Debt Securities Risk. Underlying Vehicles may be comprised of sovereign debt securities. Investments in sovereign debt obligations involve special risks not present in corporate debt obligations. The issuer of the sovereign debt or the authorities that control the repayment of the debt may be unable or unwilling to repay principal or interest when due, and the Fund may have limited recourse in the event of a default. During periods of economic uncertainty, the market prices of sovereign debt, and the Fund's NAV, may be more volatile than prices of U.S. debt obligations. In the past, certain non-U.S. markets have encountered difficulties in servicing their debt obligations, withheld payments of principal and interest and declared moratoria on the payment of principal and interest on their sovereign debts. These risks increase for lower-rated and high yield debt securities, as discussed in this Prospectus.

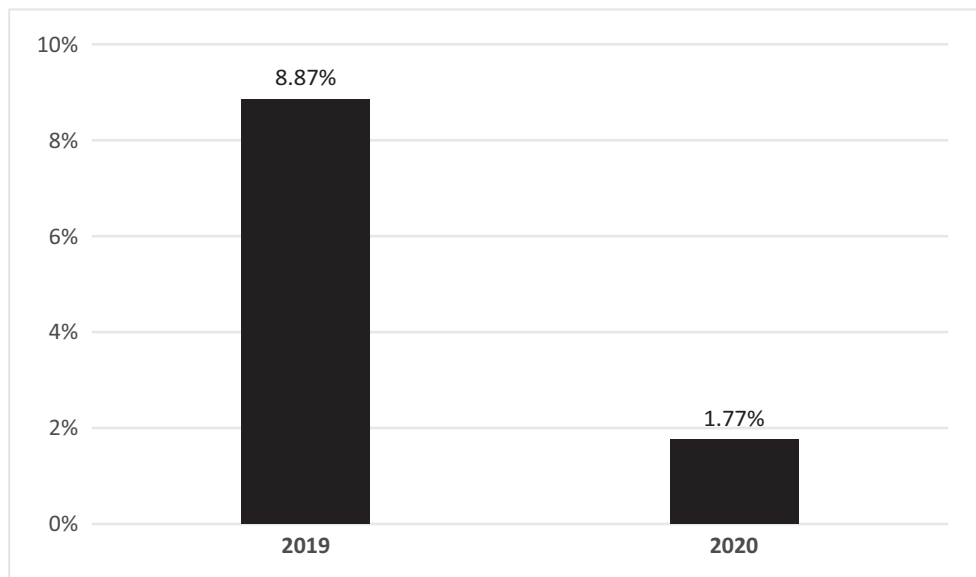
Value Investment Risk. The Fund considers certain value metrics when selecting stocks for inclusion in its portfolio and, as a result, the Fund may underperform when the market favors stocks with growth characteristics or a non-value investment approach. Value investments are subject to the risk that their intrinsic value may never be realized by the market.

PERFORMANCE

The following bar chart and table indicate the risks of investing in the Fund by showing how the Fund's average annual total returns compare with those of a relevant index that provides a broad measure of market performance. All returns include the reinvestment of dividends and distributions. As always, please note that the Fund's past performance (before and after taxes) does not necessarily indicate how the Fund will perform in the future. Updated performance information is available at www.cambriafunds.com.

The Fund's investment objective and strategies changed effective January 1, 2019. Prior to that date, Fund performance reflects the investment objective of the Fund when it sought investment results that corresponded (before fees and expenses) generally to the price and yield performance of the Cambria Trinity Index.

Total Annual Returns for Calendar Year Ended December 31



As of June 30, 2021, the Fund's year-to-date total return was 14.00%.

Best and Worst Quarter Returns (for the period reflected in the bar chart above)

Best: 10.17%, for the quarter ended 12/31/20

Worst: -14.93%, for the quarter ended 3/31/20

Average Annual Total Returns for the period ending December 31, 2020

Cambria Trinity ETF*	1 Year	Since Inception (9/10/18)
Return Before Taxes.....	1.77%	1.80%
Return After Taxes on Distributions.....	0.97%	0.88%
Return After Taxes on Distributions and Sale of Fund Shares.....	1.09%	1.04%
S&P Balanced Equity & Bond Moderate Index (Reflects no deduction for fees, expenses or taxes)	14.65%	12.14%

* The Fund's objective changed effective January 1, 2019. Prior to that date, the Fund was passively managed and sought to track the performance, before fees and expenses, of the Cambria Trinity Index. As of January 1, 2019, the Fund is actively managed and seeks income and capital appreciation.

Average annual total returns are shown on a before- and after-tax basis for the Fund. After-tax returns are calculated using the historical highest individual federal marginal income tax rates and do not reflect the impact of state and local taxes. Actual after-tax returns depend on an investor's tax situation and may differ from those shown. After-tax returns shown are not relevant to investors who hold shares through tax-deferred arrangements, such as 401(k) plans or individual retirement plans.

INVESTMENT ADVISER

Cambria Investment Management, L.P. serves as the investment adviser of the Fund.

PORTFOLIO MANAGER

Mebane T. Faber is the portfolio manager for the Fund and has managed the Fund since its inception in September 2018.

PURCHASE AND SALE OF FUND SHARES

Individual Shares are listed on a national securities exchange and may only be purchased and sold in the secondary market through a broker-dealer at a market price. Because Shares trade at market prices rather than NAV, Shares may trade at a price greater than NAV (at a "premium") or less than NAV (at a "discount"). An investor may incur costs attributable to the difference between the highest price a buyer is willing to pay to purchase Shares (bid) and the lowest price a seller is willing to accept for Shares (ask) when buying and selling Shares in the secondary market (the "bid/ask spread"). Recent information regarding the Fund, including its NAV, market price, premiums and discounts, and bid/ask spreads, is available on the Fund's website at www.cambriafunds.com.

TAX INFORMATION

Distributions you receive from the Fund are generally taxable to you as ordinary income for federal income tax purposes, except that distributions will be taxed to you at long-term capital gain rates to the extent reported by the Fund as "capital gain dividends" or "qualified dividend income," and may also be subject to state or local taxes. Fund distributions may not be taxable to you if you are investing through a tax-advantaged retirement plan account or are a tax-exempt investor, although you may be taxed on withdrawals from your tax-advantaged account.

PURCHASES THROUGH BROKER-DEALERS AND OTHER FINANCIAL INTERMEDIARIES

If you purchase Shares through a broker-dealer or other financial intermediary, the Fund and its related companies may pay the intermediary for the sale of Shares and related services. These payments may create a conflict of interest by influencing the broker-dealer or other intermediary and your salesperson to recommend Shares over another investment. Ask your salesperson or visit your financial intermediary's website for more information.

FUND SUMMARY

Cambria Cannabis ETF

INVESTMENT OBJECTIVE

The Fund seeks capital appreciation from investments in the global equity markets that have exposure to the broad cannabis industry.

FEES AND EXPENSES

This table describes the fees and expenses that you may pay if you buy, hold and sell Shares. You may pay other fees, such as brokerage commissions and other fees to financial intermediaries, which are not reflected in the table and example below.

ANNUAL FUND OPERATING EXPENSES (EXPENSES THAT YOU PAY EACH YEAR AS A PERCENTAGE OF THE VALUE OF YOUR INVESTMENT)

Management Fee:	0.59%
Distribution and/or Service (12b-1) Fees:.....	0.00%
Other Expenses:	0.00%
Total Annual Fund Operating Expenses:	0.59%
Less Fee Waiver:	(0.17)%
Total Annual Fund Operating Expenses After Fee Waiver*:	0.42%

* The Fund's investment adviser has agreed to waive 17 basis points (0.17%) of its management fees for the Fund until at least August 31, 2022. This agreement may be terminated only by, or with the consent of, the Trust's Board of Trustees.

EXAMPLE

The following example is intended to help you compare the cost of investing in the Fund with the cost of investing in other funds. The example assumes that you invest \$10,000 in the Fund for the time periods indicated and then redeem all of your Shares at the end of those periods. The example also assumes that the Fund provides a return of 5% a year and that operating expenses (including one year of capped expenses each period) remain the same. The example does not reflect any brokerage commissions that you may pay on purchases and sales of Shares. Although your actual costs may be higher or lower, based on these assumptions, your costs would be:

One Year:	Three Years:	Five Years:	Ten Years:
\$43	\$172	\$312	\$721

PORTFOLIO TURNOVER

The Fund may pay transaction costs, including commissions, when it buys and sells securities (or "turns over" its portfolio). A higher portfolio turnover rate may indicate higher transaction costs and may result in higher taxes when Shares are held in a taxable account. These costs, which are not reflected in the annual fund operating expenses or in the example, affect the Fund's performance. For the fiscal year ended April 30, 2021, the Fund's portfolio turnover rate was 8% of the average value of its portfolio.

PRINCIPAL INVESTMENT STRATEGIES

The Fund seeks to achieve its investment objective by investing, under normal market conditions, primarily in global equity securities that provide a broad exposure to the cannabis industry. Equity securities that provide broad exposure to the cannabis industry include companies that (i) engage in or support the legal production, cultivation, and/or sale of cannabis, including

marijuana and hemp, such as certain agrobusiness, biotechnology, life sciences, pharmaceutical, retail, finance, and real estate companies, (ii) perform lawful research as to the medical and pharmaceutical applications of marijuana and cannabis extracts, including cannabinoids, or (iii) produce and develop devices, goods, and equipment related to the cannabis industry, including hemp and its legal derivatives (collectively, “Cannabis Companies”). As the cannabis industry matures over time, Cambria Investment Management, L.P., the Fund’s investment adviser (“Cambria”), expects that the industry will grow and crossover with other established industries such as tobacco, food, alcohol, medicine, tourism, and personal care, and the definition of Cannabis Company will evolve as new business lines and products develop. Under the Agriculture Improvement Act of 2018 (the “Farm Bill”), hemp is defined as being derived from cannabis plants and plant parts that contain 0.3% or less of tetrahydrocannabinol (THC), the psychoactive agent found in marijuana, in their leaves and flowering heads. Hemp is commonly used to produce textiles, paper products, rope, and construction materials, and legal derivatives of hemp, such as hemp seeds, hemp seed oil and hemp seed protein, can be used in food products, cosmetics, plastics, and biofuel. Cannabinoids, such as THC and cannabidiol (CBD), are chemical compounds found in the cannabis plant that may be used in lawful research and the development of prescription drugs.

To be identified as a Cannabis Company, Cambria must determine that a company derives a significant portion (*i.e.*, at least 50%) of its revenue or profits from the legal sale, cultivation, production, or provision of cannabis-related products, services, or research. The Fund will only invest in publicly-traded Cannabis Companies that operate in a jurisdiction where the Cannabis Companies’ cannabis-related business activities are legal under the national and local laws of the relevant jurisdiction, including U.S. federal and state laws. Further, the Fund will only invest in Cannabis Companies listed and traded on a national securities exchange that requires compliance with all laws, rules and regulations applicable to their business, including U.S. federal law. Accordingly, the Fund does not currently (directly or indirectly) invest in Cannabis Companies located in the U.S. if their cannabis-related business activities are illegal under U.S. federal law, even if such activities are legal under state law. If U.S. federal law changes in the future and these cannabis-related business activities become legal at the federal level, the Fund will begin investing in these U.S.-listed Cannabis Companies in accordance with the Fund’s investment objective and principal investment strategy.

Under normal market conditions, at least 80% of the value of the Fund’s net assets (plus borrowings for investment purposes) will be invested in Cannabis Companies. The Fund generally expects to invest in Cannabis Companies across a broad market capitalization spectrum of micro-, small-, and mid-capitalization stocks. While the Fund will target investing in approximately 20 to 50 of the top Cannabis Companies based on Cambria’s determination as to their exposure to the cannabis industry, the quantity of holdings in the Fund will be based on a number of factors, including the asset size of the Fund and the number of companies that satisfy Cambria’s quantitative measurements at any one time. Filters will be implemented to screen for companies that pass various market capitalization, and liquidity requirements. The Fund expects to concentrate (hold more than 25% of) its assets in Cannabis Companies domiciled or principally traded in Canada and invest a significant portion of its assets in Cannabis Companies domiciled or principally traded in Australia, Europe or Asia.

As of August 2, 2021, the Fund had significant investment exposure to companies in the health care and consumer staples sectors.

The Fund’s portfolio will be rebalanced periodically, but no less frequently than annually, to meet Cambria’s internal target allocations, which are developed pursuant to Cambria’s quantitative strategy. If, after acquiring a Cannabis Company’s securities, Cambria identifies or becomes aware that the company no longer meets the Fund’s definition of Cannabis Companies, the Fund will promptly sell that position. The Fund may sell a security when Cambria believes that the security is overvalued or better investment opportunities are available, to invest in cash and cash equivalents, or to meet redemptions.

PRINCIPAL RISKS

An investment in the Fund involves risk. The Fund’s principal risks are presented below in alphabetical order to facilitate investors’ ability to find particular risks and compare them with the risks of other funds. Each risk summarized below is considered a “principal risk” of investing in the Fund, regardless of the order in which it appears. Some or all of these risks may adversely affect the Fund’s net asset value per share (“NAV”), trading price, yield, total return, and/or ability to meet its objective. There is no assurance that the Fund will achieve its investment objective. An investor may lose money by investing in the Fund. For more information about the risks of investing in the Fund, see the sections titled “Additional Information About the Funds’ Risks” and “Additional Non-Principal Risk Information.”

Cannabis Industry Risk. Cannabis Companies are subject to various laws and regulations that may differ at the local and federal level. These laws and regulations may significantly affect a Cannabis Company's ability to secure financing, impact the market for cannabis industry sales and services, and set limitations on marijuana use, production, processing, transportation, sale, marketing and storage. Cannabis Companies may also be required to secure permits and authorizations from government agencies to cultivate, process, transport, store, market, sell or research marijuana. In addition, Cannabis Companies are subject to the risks associated with the agricultural, biotechnology, and pharmaceutical industries. The Fund only invests in publicly-traded Cannabis Companies primarily listed and traded on a national securities exchange that operates in a jurisdiction where the Cannabis Companies' cannabis-related business activities are legal under the national and local laws of the relevant jurisdiction, including U.S. federal and state laws.

U.S. Regulation of Marijuana. Although the medical use of marijuana is legal in more than half of the states as well as the District of Columbia and non-medical use of marijuana is legal in 19 states and the District of Columbia, the possession and use of marijuana remains illegal under U.S. federal law. Actions by federal regulatory agencies, such as increased enforcement of federal marijuana laws and the prosecution of nonviolent federal drug crimes by the U.S. Department of Justice ("DOJ"), could produce a chilling effect on the industry's growth and further discourage banks from expanding their services to cannabis-related companies where such services are currently limited, notwithstanding cannabis banking guidance provided by the Financial Crimes Enforcement Network of the U.S. Department of Treasury ("FINCEN"). This conflict between the regulation of marijuana under federal and state law creates volatility and risk for all Cannabis Companies. In particular, the stepped up enforcement of marijuana laws by the federal government would adversely affect the value of the Fund's U.S. investments, if any, as well as the Fund's future ability to invest in Cannabis Companies primarily listed and traded on a U.S. national securities exchange and/or engaged in cannabis-related businesses in the U.S. Cannabis Companies that engage in legal medical or pharmaceutical research or the legal production and distribution of controlled substances such as marijuana must be registered with the Drug Enforcement Administration ("DEA") to perform such activities. Further, the DEA has no obligation to ever issue such registration to cannabis or marijuana products. In addition, because cannabis is a Schedule I controlled substance, Section 280E of the Internal Revenue Code of 1986, as amended (the "Code") applies by its terms to the purchase and sale of medical-use cannabis products and provides that no deduction or credit is allowed for expenses incurred during a taxable year "in carrying on any trade or business if such trade or business (or the activities which comprise such trade or business) consists of trafficking in controlled substances (within the meaning of Schedules I and II of the Controlled Substances Act ("CSA")) which is prohibited by federal law or the law of any state in which such trade or business is conducted." The disallowance of such tax deductions will likely affect the value of cannabis-related companies.

U.S. Regulation of Hemp and Hemp-Derived CBD. The Farm Bill effectively removes hemp, its extracts, derivatives, including hemp-derived cannabinoids such as CBD from the CSA's list of controlled substances and allows states to regulate its production, commerce, and research with approval from the United States Department of Agriculture ("USDA"). However, it is unlawful under federal law to market a food or dietary supplement that contains CBD. CBD also may not be included as an active ingredient in any over-the-counter drug product that is not the subject of an FDA-approved marketing application. FDA has the authority to remove from the market any CBD product that does not comply with the agency's requirements. Accordingly, companies selling food or dietary supplements containing CBD may face federal enforcement action and would not be permitted to sell or market their products.

Non-U.S. Regulation of Marijuana. Laws and regulations related to the possession, use (medical or recreational), sale, transport and cultivation of marijuana vary throughout the world. These laws and regulations are subject to change and may have a significant impact on the operations of a Cannabis Company. Such operations may be legal under current law, but may be illegal in the future if the applicable law changes to prohibit marijuana-related activities vital to the company's business. In Canada, the Cannabis Act, along with the related provincial and territorial legislation regulating adult use, distribution and sales, established a legal framework in Canada for the production, distribution, sale, and possession of both medical cannabis and adult use marijuana. However, there can be no assurance that Canadian federal, provincial, or territorial laws regulating cannabis will not be repealed or overturned or that governmental authorities will not limit the application of such laws within their respective jurisdictions.

Cyber Security Risk. The Fund, and its service providers, may be susceptible to operational and information security risks resulting from a breach in cyber security, including cyber-attacks. A breach in cyber security, intentional or unintentional, may adversely impact the Fund in many ways, including, but not limited to, disruption of the Fund's operational capacity, loss of proprietary information, theft or corruption of data, denial-of-service attacks on websites or network resources, and the

unauthorized release of confidential information. Cyber-attacks affecting the Fund's third-party service providers, including Cambria, the custodian, and the transfer agent, market makers, Authorized Participants, or the issuers of securities in which the Fund invests may subject the Fund to many of the same risks associated with direct cyber security breaches.

Emerging Markets Risk. Emerging market investments are subject to the same risks as foreign investments and to additional risks due to greater political and economic uncertainties as well as a relative lack of information about issuers in such markets. For example, emerging markets may be subject to, among other risks, greater market volatility; lower trading volume and liquidity; greater social, political and economic uncertainty; governmental controls on foreign investments and limitations on repatriation of invested capital; lower disclosure, corporate governance, auditing and financial reporting standards; fewer protections of property rights; fewer investor rights and limited legal, contractual or practical remedies available to investors against emerging market companies; restrictions on the transfer of securities or currency; and settlement and trading practices that differ from U.S. markets and markets of more developed countries.

Equity Investing Risk. An investment in the Fund involves risks similar to those of investing in any fund holding equity securities, such as market fluctuations, changes in interest rates and perceived trends in stock prices. The values of equity securities could decline generally or could underperform other investments due to factors affecting a specific issuer, market or securities markets generally.

Foreign Investment Risk. Returns on investments in foreign securities could be more volatile than, or trail the returns on, investments in U.S. securities. Exposures to foreign securities entail special risks, including risks due to: (i) differences in information available about foreign issuers; (ii) differences in investor protection standards in other jurisdictions; (iii) capital controls risks, including the risk of a foreign jurisdiction imposing restrictions on the ability to repatriate or transfer currency or other assets; (iv) political, diplomatic and economic risks; (v) regulatory risks; and (vi) foreign market and trading risks, including the costs of trading and risks of settlement in foreign jurisdictions. In addition, the Fund's investments in securities denominated in other currencies could decline due to changes in local currency relative to the value of the U.S. dollar, which may affect the Fund's returns.

Geographic Investment Risk. To the extent the Fund invests a significant portion of its assets in the securities of companies of a single country or region, it is more likely to be impacted by events or conditions affecting that country or region. The Fund expects to invest a significant portion of its assets in the securities of companies in Canada and the United Kingdom.

Canada Risk. Changes to the U.S. economy may significantly affect the Canadian economy because the U.S. is Canada's largest trading partner and foreign investor. The economy of Canada is also heavily dependent on the demand for natural resources and agricultural products. Accordingly, a change in the supply and demand of these resources, both in Canada and worldwide, can have a significant effect on Canadian market performance. Conditions that weaken demand for its products worldwide could have a negative impact on the Canadian economy as a whole.

International Closed-Market Trading Risk. Because the Fund's investments may be traded in markets that are closed when the Exchange is open, there are likely to be deviations between the current pricing of an underlying investment and stale investment pricing (*i.e.*, the last quote from its closed foreign market), resulting in premiums or discounts to NAV that may be greater than those experienced by other ETFs.

Investment Risk. An investment in the Fund is not a deposit of a bank and is not insured or guaranteed by the Federal Deposit Insurance Corporation or any other government agency. When you sell your Shares, they could be worth less than what you paid for them.

Management Risk. The Fund is actively managed using proprietary investment strategies and processes. There can be no guarantee that these strategies and processes will be successful or that the Fund will achieve its investment objective.

Market Events Risk. Turbulence in the financial markets, reduced liquidity in the equity markets, and/or the advent of certain economic or political events, including global events such as war, acts of terrorism or a public health crisis, may negatively affect issuers, which could have an adverse effect on certain Fund holdings. In addition, there is a risk that policy changes by the U.S. Government, Federal Reserve and/or other government actors, such as increasing interest rates, could cause increased volatility in financial markets and higher levels of Fund redemptions, which could have a negative impact on certain Fund holdings.

Recent Events. The respiratory illness COVID-19 caused by a novel coronavirus has resulted in a global pandemic and major disruption to economies and markets around the world, including the United States. Financial markets have experienced extreme volatility and severe losses, and trading in many instruments has been disrupted. Liquidity for many instruments has been greatly reduced for periods of time. Some interest rates are very low and in some cases yields are negative. Some sectors of the economy and individual issuers have experienced particularly large losses. These circumstances may continue for an extended period of time, and may continue to affect adversely the value and liquidity of the Fund's investments.

Micro Capitalization Company Risk. In addition to the risks associated with investing in small and medium capitalization companies, set forth below, micro capitalization companies are more vulnerable to adverse economic events and poor business conditions than larger, more established companies. The earnings and revenue of micro capitalization companies tend to be less predictable, and their securities are generally less liquid and subject to greater and more unpredictable price changes.

Premium-Discount Risk. The Shares may trade above (premium) or below (discount) their net asset value (or "NAV"). The market prices of Shares will generally fluctuate in accordance with changes in NAV as well as the relative supply of, and demand for, Shares on the Exchange. This risk is heightened in times of market volatility or periods of steep market declines.

Quantitative Security Selection Risk. Cambria uses quantitative techniques to generate investment decisions and select stocks, and the Fund may not perform as intended if it relies on erroneous or outdated data from one or more third parties. Errors in data used in the quantitative model may occur from time to time and may not be identified and/or corrected before having an adverse impact on the Fund and its shareholders.

Secondary Market Trading Risk. Investors buying or selling Shares in the secondary market may pay brokerage commissions or other charges, which may be a significant proportional cost for investors seeking to buy or sell relatively small amounts of Shares. In addition, secondary market investors will also incur a bid/ask spread, which varies over time for Shares based on trading volume and market liquidity and is generally higher if Shares have little trading volume and market liquidity. Although the Shares are listed on the Exchange, there can be no assurance that an active or liquid trading market for them will develop or be maintained. In stressed market conditions, the liquidity of Shares may begin to mirror the liquidity of the Fund's underlying portfolio holdings, which can be significantly less liquid than Shares. In addition, trading in Shares on the Exchange may be halted.

Sector Risk. To the extent that the Fund invests a significant portion of its assets in a particular economic sector, the Fund may be susceptible to loss due to adverse occurrences affecting that sector.

Consumer Staples Sector Risk. The consumer staples sector includes, for example, food and drug retail and companies whose primary lines of business are food, beverage and other household items, including agricultural products. This sector can be significantly affected by, among other things, changes in price and availability of underlying commodities, rising energy prices and global and economic conditions.

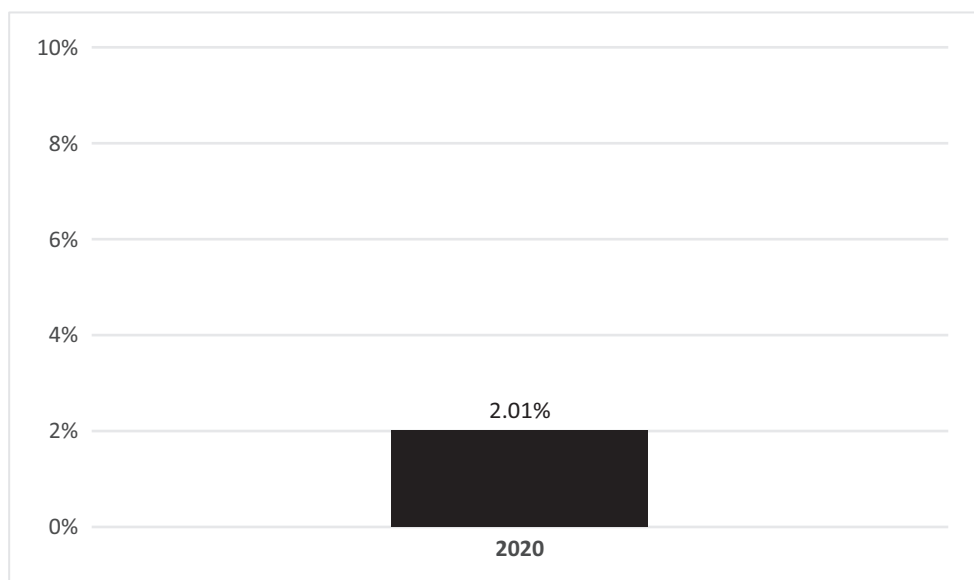
Health Care Sector Risk. The health care sector includes, for example, biotechnology, pharmaceutical, health care facilities, and health care equipment and supply companies. This sector can be significantly affected by, among other things, lapsing patent protection, technological developments that make drugs obsolete, government regulation, price controls, and approvals for drugs.

Small and Medium Capitalization Company Risk. Investing in securities of small and medium capitalization companies involves greater risk than customarily is associated with investing in larger, more established companies. These companies' securities may be more volatile and less liquid than those of more established companies, and they may be more sensitive to market conditions.

PERFORMANCE

The following bar chart and table indicate the risks of investing in the Fund by showing how the Fund's average annual total returns compare with those of a relevant index that provides a broad measure of market performance. All returns include the reinvestment of dividends and distributions. As always, please note that the Fund's past performance (before and after taxes) does not necessarily indicate how the Fund will perform in the future. Updated performance information is available at www.cambriafunds.com.

Total Annual Returns for Calendar Year Ended December 31



As of June 30, 2021, the Fund's year-to-date total return was 26.30%.

Best and Worst Quarter Returns (for the period reflected in the bar chart above)

Best: 34.90%, for the quarter ended 12/31/20

Worst: -32.61%, for the quarter ended 3/31/20

Average Annual Total Returns for the period ending December 31, 2020

	1 Year	Since Inception (7/24/19)
Cambria Cannabis ETF		
Return Before Taxes.....	2.01%	-27.44%
Return After Taxes on Distributions.....	0.10%	-28.79%
Return After Taxes on Distributions and Sale of Fund Shares.....	1.18%	-21.07%
S&P 500 Index (Reflects no deduction for fees, expenses or taxes)	18.40%	18.60%

Average annual total returns are shown on a before- and after-tax basis for the Fund. After-tax returns are calculated using the historical highest individual federal marginal income tax rates and do not reflect the impact of state and local taxes. Actual after-tax returns depend on an investor's tax situation and may differ from those shown. After-tax returns shown are not relevant to investors who hold shares through tax-deferred arrangements, such as 401(k) plans or individual retirement plans.

INVESTMENT ADVISER

Cambria Investment Management, L.P. serves as the investment adviser of the Fund.

PORTFOLIO MANAGER

Mebane T. Faber is the portfolio manager for the Fund and has managed the Fund since its inception in July 2019.

PURCHASE AND SALE OF FUND SHARES

Individual Shares are listed on a national securities exchange and may only be purchased and sold in the secondary market through a broker-dealer at a market price. Because Shares trade at market prices rather than NAV, Shares may trade at a price greater than NAV (at a “premium”) or less than NAV (at a “discount”). An investor may incur costs attributable to the difference between the highest price a buyer is willing to pay to purchase Shares (bid) and the lowest price a seller is willing to accept for Shares (ask) when buying and selling Shares in the secondary market (the “bid/ask spread”). Recent information regarding the Fund, including its NAV, market price, premiums and discounts, and bid/ask spreads, is available on the Fund’s website at www.cambriafunds.com.

TAX INFORMATION

Distributions you receive from the Fund are generally taxable to you as ordinary income for federal income tax purposes, except that distributions will be taxed to you at long-term capital gain rates to the extent reported by the Fund as “capital gain dividends” or “qualified dividend income,” and may also be subject to state or local taxes. Fund distributions may not be taxable to you if you are investing through a tax-advantaged retirement plan account or are a tax-exempt investor, although you may be taxed on withdrawals from your tax-advantaged account.

PURCHASES THROUGH BROKER-DEALERS AND OTHER FINANCIAL INTERMEDIARIES

If you purchase Shares through a broker-dealer or other financial intermediary, the Fund and its related companies may pay the intermediary for the sale of Shares and related services. These payments may create a conflict of interest by influencing the broker-dealer or other intermediary and your salesperson to recommend Shares over another investment. Ask your salesperson or visit your financial intermediary’s website for more information.

FUND SUMMARY

Cambria Global Real Estate ETF

INVESTMENT OBJECTIVE

The Fund seeks income and capital appreciation.

FEES AND EXPENSES

This table describes the fees and expenses that you may pay if you buy, hold and sell Shares. You may pay other fees, such as brokerage commissions and other fees to financial intermediaries, which are not reflected in the table and example below.

ANNUAL FUND OPERATING EXPENSES (EXPENSES THAT YOU PAY EACH YEAR AS A PERCENTAGE OF THE VALUE OF YOUR INVESTMENT)

Management Fee:	0.59%
Distribution and/or Service (12b-1) Fees:	0.00%
Other Expenses:	0.00%
Total Annual Fund Operating Expenses:	0.59%

EXAMPLE

The following example is intended to help you compare the cost of investing in the Fund with the cost of investing in other funds. The example assumes that you invest \$10,000 in the Fund for the time periods indicated and then redeem all of your Shares at the end of those periods. The example also assumes that the Fund provides a return of 5% a year and that operating expenses remain the same. The example does not reflect any brokerage commissions that you may pay on purchases and sales of Shares. Although your actual costs may be higher or lower, based on these assumptions, your costs would be:

One Year:	Three Years:	Five Years:	Ten Years:
\$60	\$189	\$329	\$738

PORTFOLIO TURNOVER

The Fund may pay transaction costs, including commissions, when it buys and sells securities (or “turns over” its portfolio). A higher portfolio turnover rate may indicate higher transaction costs and may result in higher taxes when Shares are held in a taxable account. These costs, which are not reflected in the annual fund operating expenses or in the example, affect the Fund’s performance. For the fiscal period September 23, 2020 (commencement of operations) through April 30, 2021, the Fund’s portfolio turnover rate was 51% of the average value of its portfolio.

PRINCIPAL INVESTMENT STRATEGIES

The Fund is actively managed and seeks to achieve its investment objective by investing, under normal market conditions, primarily in the securities of domestic and foreign, including developed and emerging market, companies principally engaged in the real estate sector and real-estate related industries (collectively, “real estate companies”) that exhibit favorable multi-factor metrics, such as value, quality and momentum, according to a quantitative methodology developed by Cambria Investment Management, L.P., the Fund’s investment adviser (“Cambria”). For investment purposes, real estate companies are defined as (i) exchange-listed real estate investment trusts (“REITs”) and (ii) companies included in the real estate sector according to the Standard & Poor’s Global Industry Classification Standards (GICS). A REIT is a company that pools investor funds to invest primarily in income producing real estate or real estate related loans or interests. REITs are not taxed on income distributed to their shareholders if, among other things, they distribute substantially all of their taxable income (other than net capital gains) for each taxable year. Under normal market conditions, at least 80% of the value of the Fund’s net assets (plus borrowings for investment purposes) will be invested in the securities of real estate companies.

Cambria selects Fund securities by beginning with the broad global universe of real estate companies and using its quantitative methodology to screen for securities that pass certain market capitalization and liquidity requirements. Cambria then utilizes a proprietary algorithm to identify the securities of real estate companies that are attractive from a multi-factor perspective. Cambria's algorithm identifies companies based on (i) value metrics, including, but not limited to, price-to-sales (P/S) ratio, price-to-earnings (P/E) ratio, funds from operations (FFO), dividend yield, and enterprise multiple (EV/EBITDA), (ii) quality metrics, such as accruals or debt/asset ratios, and (iii) momentum metrics, including trailing (preceding) 12-month total returns. For additional information about the algorithm and its multi-factor metrics, see the section titled "Additional Information about the Fund's Investment Strategies and Risks."

The Fund employs a "momentum" style of investing that emphasizes investing in securities that have had higher recent price performance compared to other securities. With respect to momentum metrics, momentum is defined as an upward (positive) or downward (negative) price movement of a security (or an asset class), generating positive or negative investment returns, over the course of a predefined observation period. Cambria uses traditional stock-price momentum metrics. As an example, 12-month momentum would be calculated by observing the company's stock returns during the trailing 12-month period. A company's 12-month total returns include any dividends realized during this observation period, which spans from a recent end date to a start date 12 months prior.

Under normal market conditions, at least 40% of the Fund is expected to be composed of real estate companies issued and listed outside the United States that, in the aggregate, are tied economically to a number of countries throughout the world. As of August 2, 2021, the Fund had significant investment exposure to real estate companies issued and listed in the United States and Japan.

The Fund concentrates (holds more than 25% of) its assets in real estate-related industries. Securities of "real estate-related industries" means securities classified in one of these two industries of the real estate sector, as determined by GICS: (1) equity REITs and (2) real estate management and development.

Within each of the two broad global regions, United States and ex-United States, Cambria selects approximately the top 20% of real estate companies, based on the application of its algorithm, used in conjunction with its quantitative, multi-factor methodology. Cambria expects the Fund's portfolio to be comprised of between 50 and 100 constituents of approximate equal weight. The Fund's portfolio is rebalanced periodically, but no less frequently than annually, to meet Cambria's internal target allocations, which are developed pursuant to Cambria's quantitative strategy. The Fund may sell a security when Cambria believes that the security is overvalued or better investment opportunities are available, to invest in cash and cash equivalents, or to meet redemptions.

PRINCIPAL RISKS

An investment in the Fund involves risk. The Fund's principal risks are presented below in alphabetical order to facilitate investors' ability to find particular risks and compare them with the risks of other funds. Each risk summarized below is considered a "principal risk" of investing in the Fund, regardless of the order in which it appears. Some or all of these risks may adversely affect the Fund's net asset value per share ("NAV"), trading price, yield, total return, and/or ability to meet its objective. There is no assurance that the Fund will achieve its investment objective. An investor may lose money by investing in the Fund. For more information about the risks of investing in the Fund, see the sections titled "Additional Information About the Funds' Risks" and "Additional Non-Principal Risk Information."

Cash Redemption Risk. The Fund's investment strategy may require it to effect redemptions by Authorized Participants, in whole or in part, for the cash value of large blocks of Shares called Creation Units. As a result, the Fund may pay out higher annual capital gain distributions and be less tax-efficient than if the in-kind redemption process was used exclusively. In addition, cash redemptions may incur higher brokerage costs than in-kind redemptions and these added costs may be borne by the Fund and negatively impact Fund performance.

Concentration Risk. The Fund's investments are concentrated in real estate-related industries, and the Fund may be susceptible to loss due to adverse occurrences affecting these industries.

Real Estate Investments Risk. The Fund is subject to the risks related to investments in real estate, including declines in the real estate market, decreases in property revenues, increases in interest rates, increases in property taxes and operating expenses, legal and regulatory changes, a lack of credit or capital, defaults by borrowers or tenants, environmental problems and natural disasters. The availability of mortgages and changes in interest rates may also affect real estate values.

Currency Strategies Risk. Currency exchange rates may fluctuate significantly over short periods of time and can be unpredictably affected by political developments or government intervention. Changes in currency exchange rates may affect the U.S. dollar value of the Fund's investments.

Cyber Security Risk. The Fund, and its service providers, may be susceptible to operational and information security risks resulting from a breach in cyber security, including cyber-attacks. A breach in cyber security, intentional or unintentional, may adversely impact the Fund in many ways, including, but not limited to, disruption of the Fund's operational capacity, loss of proprietary information, theft or corruption of data, denial-of-service attacks on websites or network resources, and the unauthorized release of confidential information. Cyber-attacks affecting the Fund's third-party service providers, including Cambria, the custodian, and the transfer agent, market makers, Authorized Participants, or the issuers of securities in which the Fund invests may subject the Fund to many of the same risks associated with direct cyber security breaches.

Emerging Markets Risk. Emerging market investments are subject to the same risks as foreign investments and to additional risks due to greater political and economic uncertainties as well as a relative lack of information about issuers in such markets. For example, emerging markets may be subject to, among other risks, greater market volatility; lower trading volume and liquidity; greater social, political and economic uncertainty; governmental controls on foreign investments and limitations on repatriation of invested capital; lower disclosure, corporate governance, auditing and financial reporting standards; fewer protections of property rights; fewer investor rights and limited legal, contractual or practical remedies available to investors against emerging market companies; restrictions on the transfer of securities or currency; and settlement and trading practices that differ from U.S. markets and markets of more developed countries.

Equity Investing Risk. An investment in the Fund involves risks similar to those of investing in any fund holding equity securities, such as market fluctuations, changes in interest rates and perceived trends in stock prices. The values of equity securities could decline generally or could underperform other investments due to factors affecting a specific issuer, market or securities markets generally.

Foreign Investment Risk. Returns on investments in foreign securities could be more volatile than, or trail the returns on, investments in U.S. securities. Exposures to foreign securities entail special risks, including risks due to: (i) differences in information available about foreign issuers; (ii) differences in investor protection standards in other jurisdictions; (iii) capital controls risks, including the risk of a foreign jurisdiction imposing restrictions on the ability to repatriate or transfer currency or other assets; (iv) political, diplomatic and economic risks; (v) regulatory risks; and (vi) foreign market and trading risks, including the costs of trading and risks of settlement in foreign jurisdictions. In addition, the Fund's investments in securities denominated in other currencies could decline due to changes in local currency relative to the value of the U.S. dollar, which may affect the Fund's returns.

Geographic Investment Risk. To the extent the Fund invests a significant portion of its assets in the securities of companies of a single country or region, it is more likely to be impacted by events or conditions affecting that country or region. The Fund expects to invest a significant portion of its assets in the securities of companies in Japan.

Japan Risk. The economy of Japan is heavily dependent on international trade, government support, and consistent government policy supporting its export market. Slowdowns in the economies of key trading partners such as the United States, China and countries in Southeast Asia could have a negative impact on the Japanese economy as a whole. Trade tariffs and other protectionist measures could also have an adverse impact on the Japanese export market.

International Closed-Market Trading Risk. Because the Fund's investments may be traded in markets that are closed when the Exchange is open, there are likely to be deviations between the current pricing of an underlying investment and stale investment pricing (*i.e.*, the last quote from its closed foreign market), resulting in premiums or discounts to NAV that may be greater than those experienced by other ETFs.

Investment Risk. An investment in the Fund is not a deposit of a bank and is not insured or guaranteed by the Federal Deposit Insurance Corporation or any other government agency. When you sell your Shares, they could be worth less than what you paid for them.

Large Capitalization Company Risk. The Fund's investments in large capitalization companies may underperform other segments of the market because they may be less responsive to competitive challenges and opportunities and unable to attain high growth rates during periods of economic expansion.

Management Risk. The Fund is actively managed using proprietary investment strategies and processes. There can be no guarantee that these strategies and processes will be successful or that the Fund will achieve its investment objective.

Market Events Risk. Turbulence in the financial markets, reduced liquidity in the equity markets, and/or the advent of certain economic or political events, including global events such as war, acts of terrorism or a public health crisis, may negatively affect issuers, which could have an adverse effect on certain Fund holdings. In addition, there is a risk that policy changes by the U.S. Government, Federal Reserve and/or other government actors, such as increasing interest rates, could cause increased volatility in financial markets and higher levels of Fund redemptions, which could have a negative impact on certain Fund holdings.

Recent Events. The respiratory illness COVID-19 caused by a novel coronavirus has resulted in a global pandemic and major disruption to economies and markets around the world, including the United States. Financial markets have experienced extreme volatility and severe losses, and trading in many instruments has been disrupted. Liquidity for many instruments has been greatly reduced for periods of time. Some interest rates are very low and in some cases yields are negative. Some sectors of the economy and individual issuers have experienced particularly large losses. These circumstances may continue for an extended period of time, and may continue to affect adversely the value and liquidity of the Fund's investments.

Momentum Investing Risk. Securities that have previously exhibited price momentum may be more volatile than a broad cross-section of securities and their returns may be less than the returns of the overall stock market or other styles of investing. High momentum may also be a sign that the securities' prices have peaked. Momentum can turn quickly and cause significant variation from other types of investments. The Fund may experience significant losses if momentum stops, turns or otherwise behaves differently than predicted.

Premium-Discount Risk. The Shares may trade above (premium) or below (discount) their net asset value (or "NAV"). The market prices of Shares will generally fluctuate in accordance with changes in NAV as well as the relative supply of, and demand for, Shares on the Exchange. This risk is heightened in times of market volatility or periods of steep market declines.

Quantitative Security Selection Risk. Cambria uses quantitative techniques to generate investment decisions and select stocks, and the Fund may not perform as intended if it relies on erroneous or outdated data from one or more third parties. Errors in data used in the quantitative model may occur from time to time and may not be identified and/or corrected before having an adverse impact on the Fund and its shareholders.

REIT Risk. In addition to the risks associated with the direct ownership of real estate and real estate-related securities, REITs are subject to additional risks, including those related to adverse governmental actions, and the performance of a REIT may be affected by its failure to qualify for tax-free pass through of income or its failure to maintain exemption from registration as an investment company. REITs are dependent upon specialized management skills and may invest in relatively few properties, a small geographic area or a small number of property types. REITs depend generally on their ability to generate cash flow to make distributions to shareholders or unitholders, and may be subject to defaults by borrowers and to self-liquidations. As a result, investments in REITs may be volatile. REITs also have their own fees and expenses, and the Fund will indirectly bear a proportionate share of those fees and expenses.

Secondary Market Trading Risk. Investors buying or selling Shares in the secondary market may pay brokerage commissions or other charges, which may be a significant proportional cost for investors seeking to buy or sell relatively small amounts of Shares. In addition, secondary market investors will also incur a bid/ask spread, which varies over time for Shares based on trading volume and market liquidity and is generally higher if Shares have little trading volume and market liquidity. Although the Shares are listed on the Exchange, there can be no assurance that an active or liquid trading market for them will develop or be maintained. In stressed market conditions, the liquidity of Shares may begin to mirror the liquidity of the Fund's underlying portfolio holdings, which can be significantly less liquid than Shares. In addition, trading in Shares on the Exchange may be halted.

Small and Medium Capitalization Company Risk. Investing in securities of small and medium capitalization companies involves greater risk than customarily is associated with investing in larger, more established companies. These companies' securities may be more volatile and less liquid than those of more established companies, and they may be more sensitive to market conditions.

Value Investment Risk. The Fund considers certain value metrics when selecting stocks for inclusion in its portfolio and, as a result, the Fund may underperform when the market favors stocks with growth characteristics or a non-value investment approach. Value investments are subject to the risk that their intrinsic value may never be realized by the market.

PERFORMANCE

Performance information will be available in the Prospectus after the Fund has been in operation for one full calendar year. When provided, the information will provide some indication of the risks of investing in the Fund by showing how the Fund's average annual returns compare with a broad measure of market performance. As always, please note that the Fund's past performance (before and after taxes) does not necessarily indicate how the Fund will perform in the future. Updated performance will be available at www.cambriafunds.com.

INVESTMENT ADVISER

Cambria Investment Management, L.P. serves as the investment adviser of the Fund.

PORTFOLIO MANAGER

Mebane T. Faber is the portfolio manager for the Fund and has managed the Fund since its inception in July 2019.

PURCHASE AND SALE OF FUND SHARES

Individual Shares are listed on a national securities exchange and may only be purchased and sold in the secondary market through a broker-dealer at a market price. Because Shares trade at market prices rather than NAV, Shares may trade at a price greater than NAV (at a "premium") or less than NAV (at a "discount"). An investor may incur costs attributable to the difference between the highest price a buyer is willing to pay to purchase Shares (bid) and the lowest price a seller is willing to accept for Shares (ask) when buying and selling Shares in the secondary market (the "bid/ask spread"). Recent information regarding the Fund, including its NAV, market price, premiums and discounts, and bid/ask spreads, is available on the Fund's website at www.cambriafunds.com.

TAX INFORMATION

Distributions you receive from the Fund are generally taxable to you as ordinary income for federal income tax purposes, except that distributions will be taxed to you at long-term capital gain rates to the extent reported by the Fund as "capital gain dividends" or "qualified dividend income," and may also be subject to state or local taxes. Fund distributions may not be taxable to you if you are investing through a tax-advantaged retirement plan account or are a tax-exempt investor, although you may be taxed on withdrawals from your tax-advantaged account.

PURCHASES THROUGH BROKER-DEALERS AND OTHER FINANCIAL INTERMEDIARIES

If you purchase Shares through a broker-dealer or other financial intermediary, the Fund and its related companies may pay the intermediary for the sale of Shares and related services. These payments may create a conflict of interest by influencing the broker-dealer or other intermediary and your salesperson to recommend Shares over another investment. Ask your salesperson or visit your financial intermediary's website for more information.

ADDITIONAL INFORMATION ABOUT THE FUNDS

ADDITIONAL INFORMATION ABOUT THE FUNDS' INVESTMENT STRATEGIES AND RISKS

Additional Information About the Funds' Strategies

This Prospectus does not describe all of the Funds' investment practices. For more information about other types of investments a Fund may make, and about the risks of investing in each Fund, please see the Funds' SAI, which is available upon request. Each Fund's investment objective is a non-fundamental investment policy and may be changed without shareholder approval upon written notice to shareholders.

Cambria Global Value ETF, Cambria Value and Momentum ETF, Cambria Global Asset Allocation ETF and Cambria Trinity ETF. The CAPE Shiller P/E ratio for a country's equity market (typically represented by a broadly diversified index) is derived by dividing the current market value of a country's primary stock market index (*e.g.*, S&P 500) by the average of ten years of earnings of index constituent companies (moving average), adjusted for inflation. As such, it is principally used to assess likely future returns from equities over timescales of 10 to 20 years, with higher than average CAPE values implying lower than average long-term annual average returns.

Cambria Trinity ETF. Under normal market conditions, the Cambria Trinity ETF invests at least 80% of its total assets in affiliated and unaffiliated Underlying Vehicles that provide exposure to various (i) investment asset classes, including equity and fixed income securities, real estate, commodities, and currencies, and (ii) factors such as value, momentum, and trend investing. The Fund may change its 80% investment policy without shareholder approval upon written notice to shareholders.

The Adviser defines developed markets and emerging markets as described in the following table.

Developed		Emerging	
Austria ¹	Japan ³	Brazil ²	Mexico ²
Australia ³	Luxembourg ¹	Chile ²	Morocco ¹
Belgium ¹	Netherlands ¹	China ³	Peru ²
Canada ²	New Zealand ³	Colombia ²	Philippines ³
Denmark ¹	Norway ¹	Czech Republic ¹	Poland ¹
Finland ¹	Portugal ¹	Egypt ¹	Russia ¹
France ¹	Singapore ³	Hungary ¹	South Africa ¹
Germany ¹	South Korea ³	India ³	Taiwan ³
Greece ¹	Spain ¹	Indonesia ³	Thailand ³
Hong Kong ³	Sweden ¹	Malaysia ³	Turkey ¹
Ireland ¹	Switzerland ¹		
Israel ¹	United Kingdom ¹		
Italy ¹	USA ²		

¹ EMEA = Europe, Middle East and Africa

³ APAC = Asia Pacific

² AME = Americas

Temporary Defensive Positions

To respond to adverse market, economic, political or other conditions, each of the Funds may invest 100% of its total assets, without limitation, in high-quality debt securities and money market instruments. The Funds may be invested in these instruments for extended periods, depending on Cambria's assessment of market conditions. Debt securities and money market instruments include shares of mutual funds, commercial paper, certificates of deposit, bankers' acceptances, U.S. Government securities, repurchase agreements and bonds that are BBB or higher. While a Fund is in a defensive position, the opportunity to achieve its investment objective will be limited. Furthermore, to the extent that a Fund invests in money market mutual funds, it would bear its *pro rata* portion of such money market fund's advisory fees and operational fees.

Additional Information About the Funds' Risks

This section provides additional information about the risks of investing described under "Principal Risks" in the Fund Summary for each of the following Funds: Cambria Shareholder Yield ETF (SYLD), Cambria Foreign Shareholder Yield ETF (FYLD), Cambria Emerging Shareholder Yield ETF (EYLD), Cambria Global Tail Risk ETF (FAIL), Cambria Global

Value ETF (GVAL), Cambria Global Momentum ETF (GMOM), Cambria Value and Momentum ETF (VAMO), Cambria Global Asset Allocation ETF (GAA), Cambria Tail Risk ETF (TAIL), Cambria Trinity ETF (TRTY), Cambria Cannabis ETF (TOKE), and Cambria Global Real Estate ETF (BLDG). Each Fund's principal risks are presented below in alphabetical order to facilitate investors' ability to find particular risks and compare them with the risks of other funds.

Principal Risks	SYLD	FYLD	EYLD	FAIL	GVAL	GMOM	VAMO	GAA	TAIL	TRTY	TOKE	BLDG
Buyback Risk.....	X	X	X									
Cannabis Industry Risk.....											X	
Cash Redemption Risk.....			X	X	X	X	X	X	X			X
Commodity Investing Risk						X		X		X		
Concentration Risk.....												X
Currency Strategies Risk.....		X	X		X	X		X		X		X
Cyber Security Risk.....	X	X	X	X	X	X	X	X	X	X	X	X
Depository Receipts Risk.....		X	X		X			X		X		
Derivatives Risk						X	X	X	X	X		
Dividend Paying Security Risk	X	X	X		X		X			X		
Emerging Markets Risk			X	X	X	X		X		X	X	X
Equity Investing Risk.....	X	X	X		X	X	X	X		X	X	X
ETFs, ETPs and Investment Companies Risk.....				X	X	X	X	X		X		
ETNs Risk.....						X		X				
Fixed Income Risk				X		X		X		X		
Foreign Investment Risk		X	X	X	X	X		X		X	X	X
Futures Contracts Risk.....							X			X		
Geographic Investment Risk		X	X	X	X	X		X		X	X	X
Asia-Pacific Risk.....						X		X		X		
Canada Risk.....		X									X	
China Risk			X									
Europe Risk		X			X	X		X		X		
Japan Risk.....		X										X
Russia Risk			X									
South Africa Risk.....			X									
Taiwan Risk			X									
Hedging Risk				X					X			
High Yield Securities Risk				X		X		X		X		
Inflation-Protected Security Risk.....				X					X	X		
Interest Rate Risk.....				X		X		X		X		
International Closed-Market Trading Risk		X	X	X	X	X		X		X	X	X
Investment Risk.....	X	X	X	X	X	X	X	X	X	X	X	X
Large Capitalization Company Risk	X	X	X		X	X	X			X		X
Leveraging Risk						X	X	X				
Liquidity Risk			X	X	X	X		X	X	X		
Management Risk	X	X	X	X	X	X	X	X	X	X	X	X
Market Events Risk.....	X	X	X	X	X	X	X	X		X	X	X
Micro Capitalization Company Risk.....											X	
Momentum Investing Risk.....						X	X	X		X		X
Options Risk.....							X	X	X	X		
Portfolio Turnover Risk.....			X	X		X	X		X			
Premium-Discount Risk.....	X	X	X	X	X	X	X	X	X	X	X	X
Quantitative Security Selection Risk	X	X	X		X	X	X				X	X
Real Estate Investments Risk.....						X	X	X		X		X

Principal Risks	SYLD	FYLD	EYLD	SOVB	GVAL	GMOM	VAMO	GAA	TAIL	TRTY	TOKE	BLDG
REIT Risk						X	X			X		X
Secondary Market Trading Risk	X	X	X	X	X	X	X	X	X	X	X	X
Sector Risk	X	X	X		X		X				X	
Consumer Discretionary Sector Risk	X						X					
Consumer Staples Sector Risk											X	
Energy Sector Risk							X					
Financial Services Sector Risk	X	X			X		X					
Health Care Sector Risk											X	
Information Technology Sector Risk			X									
Materials Sector Risk	X	X	X		X							
Utilities Sector Risk					X							
Short Sale Risk							X			X		
Small and Medium Capitalization Company Risk	X	X	X		X	X	X	X		X	X	X
Sovereign Debt Securities Risk				X				X		X		
Swaps Contract Risk								X				
Underlying Vehicle Counterparty and Leverage Risk						X						
Value Investment Risk	X	X	X		X		X	X		X		X

PRINCIPAL RISKS

Buyback Risk. When a company repurchases its shares from the marketplace through share buybacks, investors may perceive this action to be a reflection of management’s belief that company shares are undervalued, but there is no guarantee that the price of a company’s stock will increase after the company announces a buyback. Accordingly, share buybacks may not be an accurate predictor of a company’s value or future share performance.

Cannabis Industry Risk. Cannabis Companies are subject to various laws and regulations that may differ at the local and federal level. These laws and regulations may (i) significantly affect a Cannabis Company’s ability to secure financing, (ii) impact the market for marijuana industry sales and services, and (iii) set limitations on marijuana use, production, processing, transportation, sale, marketing and storage. Cannabis Companies may also be required to secure permits and authorizations from government agencies to cultivate, process, transport, store, market, sell or research marijuana. In addition to regulatory action, litigation initiated by private citizens or companies could have a negative impact on the financial and/or operational status of cannabis-related companies. In addition, Cannabis Companies are subject to the risks associated with the greater agricultural industry, including changes to or trends that affect commodity prices, labor costs, weather conditions, and laws and regulations related to environmental protection, health and safety. Cannabis Companies may also be subject to risks associated with the biotechnology and pharmaceutical industries. These risks include increased government regulation, the use and enforcement of intellectual property rights and patents, technological change and obsolescence, product liability lawsuits, and the risk that research and development may not necessarily lead to commercially successful products. The Fund only invests in publicly-traded Cannabis Companies primarily listed and traded on a national securities exchange that operates in a jurisdiction where the Cannabis Companies’ cannabis-related business activities are legal under the national and local laws of the relevant jurisdiction, including U.S. federal and state laws.

U.S. Regulation of Marijuana. Although the medical use of marijuana is legal in more than half of the states as well as the District of Columbia and non-medical use of marijuana is legal in 19 states and the District of Columbia, the possession and use of marijuana remains illegal under U.S. federal law. Marijuana is a Schedule I controlled substance under the CSA, meaning that, under federal law, it has a high potential for abuse, has no currently “accepted medical use” in the United States, lacks accepted safety for use under medical supervision, and may not be prescribed, marketed, used, or sold in the United States. Despite the fact that many states have legalized marijuana to some degree, the CSA makes it a federal crime to manufacture, distribute, dispense and/or possess marijuana. Actions by federal regulatory agencies, such as increased enforcement of federal marijuana laws and the prosecution of nonviolent federal drug crimes by the DOJ, could produce a chilling effect on the industry’s growth and further

discourage banks from expanding their services to cannabis-related companies where such services are currently limited, notwithstanding cannabis banking guidance provided by FINCEN. This conflict between the regulation of marijuana under federal and state law creates volatility and risk for all Cannabis Companies doing business in the U.S. In particular, the stepped up enforcement of marijuana laws by the federal government would adversely affect the value of the Fund's U.S. investments, if any, as well as the Fund's future ability to invest in Cannabis Companies primarily listed and traded on a U.S. national securities exchange and/or engaged in cannabis-related businesses in the U.S.

Cannabis has not been approved for any medicinal use by the U.S. Food and Drug Administration ("FDA"). The agency has, however, approved one cannabis-derived drug product and three synthetic THC drug products. Cannabis Companies that engage in legal medical or pharmaceutical research or the legal production and distribution of the foregoing FDA-approved drug products must be registered with the DEA to perform such activities and must comply with extensive and strict DEA requirements related to, among other areas, security, control, recordkeeping, reporting and inventory management to prevent drug loss and diversion. Further, the DEA has no obligation to ever issue such registration to cannabis or marijuana products. Such companies must also comply with FDA requirements, such as, but not limited to those relating to the conduct of pre-clinical and clinical research, drug manufacturing, drug promotion, and drug distribution. Any failure to comply with regulatory requirements may result in enforcement actions that may be costly, time consuming, or prevent companies from operating. States may also have laws regulating cannabis, that are in addition to federal laws.

In addition, because cannabis is a Schedule I controlled substance, Section 280E of the Code applies by its terms to the purchase and sale of medical-use cannabis products and provides that no deduction or credit is allowed for expenses incurred during a taxable year "in carrying on any trade or business if such trade or business (or the activities which comprise such trade or business) consists of trafficking in controlled substances (within the meaning of Schedules I and II of the CSA) which is prohibited by federal law or the law of any state in which such trade or business is conducted." The disallowance of such tax deductions will likely affect the value of cannabis-related companies.

U.S. Regulation of Hemp and Hemp-Derived CBD. "Hemp", as defined in the Farm Bill, refers to cannabis plants with a THC concentration of not more than 0.3% on a dry weight basis. The Farm Bill effectively removes hemp, its extracts, derivatives, including hemp-derived cannabinoids such as CBD from the CSA's list of controlled substances and allows states to regulate its production, commerce, and research with approval from the USDA. However, it is unlawful under federal law to market a food or dietary supplement that contains CBD. CBD also may not be included as an active ingredient in any over-the-counter drug product that is not the subject of an FDA-approved marketing application. FDA has the authority to remove from the market any CBD product that does not comply with the agency's requirements. Accordingly, companies selling food or dietary supplements containing CBD may face federal enforcement action and would not be permitted to sell or market their products.

Moreover, while the Farm Bill removes hemp and hemp-derived products from the controlled substances list under the CSA, it does not legalize CBD in every circumstance. CBD, depending on the source from which it was derived, can still be classified as a Schedule I substance under the CSA's definition of marijuana. The exception for CBD from the definition of "marijuana" only applies if the CBD is derived from "hemp". For example, DEA has taken the position that synthetic CBD remains a Schedule I controlled substance. U.S. federal law also requires that: (i) the hemp is produced by a licensed producer; and (ii) in a manner consistent with the applicable federal and state regulations. CBD and other cannabinoids produced from marijuana as defined by the CSA remain an illegal Schedule I substance under federal law. In addition, many state laws include all CBD within definitions of marijuana and some states have policies or laws that otherwise prohibit or restrict CBD sales. States may also have laws regulating hemp, that are in addition to federal laws.

Non-U.S. Regulation of Marijuana. Laws and regulations related to the possession, use (medical or recreational), sale, transport and cultivation of marijuana vary throughout the world. These laws and regulations are subject to change and may have a significant impact on the operations of a Cannabis Company. Such operations may be legal under current law, but may be illegal in the future if the applicable law changes to prohibit marijuana-related activities vital to the company's business. In Canada, the Cannabis Act, along with the related provincial and territorial legislation regulating adult use, distribution and sales, came into force on October 17, 2018 and implemented a legal framework in Canada for the production, distribution, sale, and possession of both medical cannabis and adult use marijuana. However, there can be no assurance that Canadian federal, provincial, or territorial laws regulating

cannabis will not be repealed or overturned or that governmental authorities will not limit the application of such laws within their respective jurisdictions. If governmental authorities begin to enforce certain laws relating to cannabis in jurisdictions where the sale and use of cannabis is currently legal or regulated, or if existing laws are repealed or curtailed, the Fund's investments may be materially and adversely affected notwithstanding.

Cash Redemption Risk. The Fund's investment strategy will require it to effect redemptions by Authorized Participants, in whole or in part, for the cash value of large blocks of Shares called Creation Units. As a result, the Fund may be required to sell portfolio securities in order to obtain the cash needed to distribute redemption proceeds. This may cause the Fund to recognize investment income and/or capital gains or losses that it might not have recognized if it had completely satisfied the redemption in-kind. As a result, the Fund may be less tax efficient if it includes such a cash payment than if the in-kind redemption process was used exclusively (*i.e.*, securities are distributed as payment of redemption proceeds). In addition, cash redemptions may incur higher brokerage costs than in-kind redemptions and these added costs may be borne by the Fund and negatively impact Fund performance.

Commodity Investing Risk. Investing in commodity-related companies may subject the Fund to greater volatility than investments in traditional securities. The commodities markets have experienced periods of extreme volatility. Similar future market conditions may result in rapid and substantial valuation increases or decreases in the Fund's holdings. The commodities markets may fluctuate widely based on a variety of factors. Movements in commodity investment prices are outside of the Fund's control and may not be anticipated. Price movements may be influenced by, among other things: governmental, agricultural, trade, fiscal, monetary and exchange control programs and policies; changing market and economic conditions; market liquidity; weather and climate conditions; changing supply and demand relationships and levels of domestic production and imported commodities; the availability of local, intrastate and interstate transportation systems; energy conservation; the success of exploration projects; changes in international balances of payments and trade; domestic and foreign rates of inflation; currency devaluations and revaluations; domestic and foreign political and economic events; domestic and foreign interest rates and/or investor expectations concerning interest rates; foreign currency/exchange rates; domestic and foreign governmental regulation and taxation; war, acts of terrorism and other political upheaval and conflicts; governmental expropriation; investment and trading activities of investment companies, hedge funds and commodities funds; and changes in philosophies and emotions of market participants. The frequency and magnitude of such changes cannot be predicted.

Concentration Risk. The Fund's investments are concentrated in real estate-related industries, and the Fund may be susceptible to loss due to adverse occurrences affecting these industries.

Real Estate Investments Risk. The Fund is subject to the risks related to investments in real estate, including declines in the real estate market, decreases in property revenues, increases in interest rates, increases in property taxes and operating expenses, legal and regulatory changes, a lack of credit or capital, defaults by borrowers or tenants, environmental problems and natural disasters. The availability of mortgages and changes in interest rates may also affect real estate values.

Currency Strategies Risk. Currency exchange rates may fluctuate significantly over short periods of time and can be unpredictably affected by political developments or government intervention. Changes in currency exchange rates may affect the U.S. dollar value of the Fund's investments, including foreign securities, ex-U.S. sovereign bonds, options related to global ex-U.S. equity securities, forward contracts, money market instruments or other high quality debt securities, or investment companies that invest in those instruments. To the extent that a foreign government moves to devalue a currency to which the Fund has exposure, such action could cause the Fund to lose money.

Cyber Security Risk. The Fund, and its service providers, may be susceptible to operational and information security risks resulting from a breach in cyber security, including cyber-attacks. A breach in cyber security, intentional or unintentional, may adversely impact the Fund in many ways, including, but not limited to, disruption of the Fund's operational capacity, loss of proprietary information, theft or corruption of data maintained online or digitally, denial-of-service attacks on websites or network resources, and the unauthorized release of confidential information. Cyber-attacks affecting the Fund's third-party service providers, including Cambria, the custodian, and the transfer agent, may subject the Fund to many of the same risks associated with direct cyber security breaches and adversely impact the Fund. For instance, cyber-attacks may impact the Fund's ability to calculate its NAV, cause the release of confidential business information, impede trading, cause the Fund to incur additional compliance costs associated with corrective measures, subject the Fund to regulatory fines or other financial losses, and/or cause reputational damage to the Fund. Cyber security breaches of market makers, Authorized Participants, or the issuers of securities in which the Fund invests could also have material adverse consequences on the Fund's business operations.

and cause financial losses for the Fund and its shareholders. While the Fund and its service providers have established business continuity plans and risk management systems designed to address cyber security risks, prevent cyber-attacks and mitigate the impact of cyber security breaches, there are inherent limitations on such plans and systems. In addition, the Fund has no control over the cyber security protections put in place by its service providers or any other third parties whose operations may affect the Fund or its shareholders.

Depository Receipts Risk. The Fund's investments in foreign companies may be in the form of depository receipts or other securities convertible into securities of foreign issuers, including American Depositary Receipts ("ADRs"), European Depositary Receipts ("EDRs") and Global Depositary Receipts ("GDRs"). ADRs, EDRs, and GDRs are generally subject to the risks of investing directly in foreign securities and, in some cases, there may be less information available about the underlying issuers than would be the case with a direct investment in the foreign issuer. ADRs are U.S. dollar-denominated receipts representing shares of foreign-based corporations. GDRs are similar to ADRs but are shares of foreign-based corporations generally issued by international banks in one or more markets around the world. Investment in ADRs and GDRs may be less liquid than the underlying shares in their primary trading market and GDRs, many of which are issued by companies in emerging markets, may be more volatile. Depository receipts may be "sponsored" or "unsponsored" and may be unregistered and unlisted. Sponsored depository receipts are established jointly by a depository and the underlying issuer, whereas unsponsored depository receipts may be established by a depository without participation by the underlying issuer. Holders of an unsponsored depository receipt generally bear all the costs associated with establishing the unsponsored depository receipt. In addition, the issuers of the securities underlying unsponsored depository receipts are not obligated to disclose material information in the United States and, therefore, there may be less information available regarding such issuers and there may not be a correlation between such information and the market value of the depository receipts. The Fund's investments may also include ADRs and GDRs that are not purchased in the public markets and are restricted securities that can be offered and sold only to "qualified institutional buyers" under Rule 144A of the Securities Act of 1933, as amended. Cambria will determine the liquidity of these investments pursuant to guidelines established by the Board. If a particular investment in such ADRs or GDRs is deemed illiquid, that investment will be included within the Fund's limitation on investment in illiquid securities. Moreover, if adverse market conditions were to develop during the period between the Fund's decision to sell these types of ADRs or GDRs and the point at which the Fund is permitted or able to sell such security, the Fund might obtain a price less favorable than the price that prevailed when it decided to sell.

Derivatives Risk. Derivatives are financial instruments that have a value which depends upon, or is derived from, a reference asset, such as one or more underlying securities, pools of securities, indexes, rates or currencies. Derivatives may result in investment exposures that are greater than their cost would suggest; in other words, a small investment in a derivative may have a large impact on Fund performance. The successful use of derivatives generally depends on the ability to predict market movements. The use of these instruments requires special skills and knowledge of investment techniques that are different than those normally required for purchasing and selling securities. If the Adviser uses a derivative instrument at the wrong time or judges market conditions incorrectly, or if the derivative instrument does not perform as expected, these strategies may significantly reduce the Fund's return. The Fund could also experience losses if it is unable to close out a position because the market for an instrument or position is or becomes illiquid.

Derivatives, including swaps, options, futures and forward currency contracts, are subject to a number of risks, some of which are described elsewhere in this Prospectus. The use of derivatives may entail risks greater than, or possibly different from, such risks to which the Fund is exposed. Certain of the different risks to which the Fund might be exposed due to the use of derivatives include the following:

- *Correlation Risk* is the risk that derivative instruments may be mispriced or improperly valued and that changes in the value of the derivatives may not correlate perfectly with the underlying asset or security.
- *Hedging Risk* is the risk that derivative instruments used to hedge against an opposite position may offset losses, but they also may offset gains.
- *Segregation Risk* is the risk associated with any requirement which may be imposed to segregate assets or enter into offsetting positions in connection with investments in derivatives. Such segregation will not limit exposure to loss, and the Fund may be exposed to investment risk with respect to the segregated assets to the extent that, but for the applicable segregation requirement, the segregated assets would be sold.

- *Volatility Risk* is the risk that, because some derivatives involve economic leverage, this economic leverage will increase the volatility of the derivative instruments, as they may increase or decrease in value more quickly than the underlying currency, security, interest rate or other economic variable.

Dividend Paying Security Risk. Securities that pay high dividends as a group can fall out of favor with the market, causing these companies to underperform companies that do not pay high dividends. Also, changes in the dividend policies of and capital resources available to companies owned by the Fund that have historically paid a dividend may adversely impact the Fund's yield if these companies reduce or discontinue their dividends. Lower priced securities in the Fund may be more susceptible to these risks. Past dividend payments are not a guarantee of future dividend payments.

Emerging Markets Risk. Investments in securities and instruments traded in developing or emerging markets, or that provide exposure to these securities or markets, can involve additional risks relating to political, economic, or regulatory conditions not associated with investments in U.S. securities and instruments or investments in more developed international markets. For example, emerging markets may be subject to, among other risks, greater market volatility; lower trading volume and liquidity; greater social, political and economic uncertainty; governmental controls on foreign investments and limitations on repatriation of invested capital; lower disclosure, corporate governance, auditing and financial reporting standards; fewer protections of property rights; fewer investor rights and limited legal, contractual or practical remedies available to investors against emerging market companies; restrictions on the transfer of securities or currency; and settlement and trading practices that differ from U.S. markets and markets of more developed countries. Each of these factors may impact the ability of the Fund to buy, sell or otherwise transfer securities, adversely affect the trading market and price for Fund Shares and cause the Fund to decline in value.

Equity Investing Risk. An investment in the Fund involves risks similar to those of investing in any fund holding equity securities, such as market fluctuations, changes in interest rates and perceived trends in stock prices. The values of equity securities could decline generally or could underperform other investments. Different types of equity securities tend to go through cycles of outperformance and underperformance in comparison to the general securities markets. In addition, securities may decline in value due to factors affecting a specific issuer, market or securities markets generally. Recent unprecedented turbulence in financial markets, reduced liquidity in credit and fixed income markets, or rising interest rates may negatively affect many issuers worldwide, which may have an adverse effect on the Fund.

Exchange-Traded Funds, Exchange-Traded Products and Investment Companies Risk. The risks of investing in securities of ETFs, ETPs and investment companies typically reflect the risks of the types of instruments in which the ETF, ETP or investment company invests. When the Fund invests in these securities, shareholders of the Fund bear their proportionate share of the fees and expenses of the ETF, ETP or other investment company, as well as their share of the Fund's fees and expenses. As a result, an investment by the Fund in an ETF, ETP or investment company could cause the Fund's operating expenses to be higher and performance to be lower.

Through its investments in investment companies, the Fund may be indirectly exposed to additional risks. Derivatives used by investment companies in which the Fund may invest may cause them to become leveraged, allowing them to obtain the right to a return on stipulated capital that exceeds the amount paid or invested. Use of leverage is speculative and could magnify losses. Although certain investment companies may segregate liquid assets to cover the market value of its obligations under the derivatives, this will not prevent losses of amounts in excess of the segregated assets. Other investment companies may not employ any risk management procedures at all, leading to even greater losses.

Exchange-Traded Notes Risk. Because ETNs are unsecured, unsubordinated debt securities, an investment in an ETN exposes the Fund to the risk that an ETN's issuer may be unable to pay. As a result, the value of the ETN may decline, including to zero. In addition, as with investments in other ETPs, ETFs and investment companies, the Fund will bear its proportionate share of the fees and expenses of the ETN, which may cause the Fund's operating expenses to be higher and its performance to be lower than it would if it invested directly in the securities of the index or other reference assets of the ETN.

Fixed Income Risk. The financial condition of an issuer of a fixed-income security may cause the issuer to default, become unable to pay interest or principal due or otherwise fail to honor its obligations, or cause such issuer to be perceived (whether by market participants, rating agencies, pricing services or otherwise) as being in such situations. A decline in an issuer's credit rating may cause a decrease in the value of the security and an increase in investment risk and price volatility. During periods of falling interest rates, an issuer of a callable bond held by the Fund may "call" (or repay) the security before its stated maturity,

and the Fund may have to reinvest the proceeds at lower interest rates, resulting in a decline in the Fund's income. The market value of fixed income securities, and financial instruments related to fixed income securities, generally changes in response to changes in interest rates and may change in response to other factors, such as perception of an issuer's creditworthiness. As interest rates rise, the value of certain fixed income securities is likely to decrease. Similarly, if interest rates decline, the value of fixed income securities is likely to increase. While securities with longer maturities tend to produce higher yields, the prices of longer maturity securities tend to be more sensitive to changes in interest rates and thus subject to greater volatility than securities with shorter maturities. A fund with a longer portfolio maturity generally is subject to greater interest rate risk. Changes in interest rates may also have an impact on equity markets. As of the date of this Prospectus, risks associated with rising interest rates remain heightened given the Federal Reserve's recent interest rate hikes, which may have signaled an end to the historically low interest rate environment. The Federal Reserve increased interest rates three times in 2017 and four times in 2018; however, in August 2019, for the first time since 2008, the Federal Reserve decreased rates in response to various global risks. To the extent that rates increase substantially and/or rapidly, the Fund may be subject to significant losses.

Credit Risk. The financial condition of an issuer of a debt security or other issuer may cause it to default or become unable to pay interest or principal due on the security. The Fund cannot collect interest and principal payments on a security if the issuer defaults. Recent events in the financial sector have resulted in increased concerns about credit risk and exposure. Well-known financial institutions have experienced significant liquidity and other problems and have defaulted on their debt. The degree of credit risk for a particular debt security or other issuer may be reflected in its credit rating. A credit rating is a measure of a bond issuer's ability to make timely payments of interest and principal. Rating agencies (such as Moody's, S&P, or Fitch) assign letter designations typically ranging from AAA to A- (lower default risk) through CCC to C (higher default risk) or D (in default). A credit rating of BBB- or higher generally is considered "investment grade." Credit ratings are subjective, do not remove market risk, and represent the opinions of the rating agencies as to the quality of the securities they rate. Credit ratings can change quickly and may not accurately reflect the risk of an issuer. Generally, investment risk and price volatility increase as the credit rating of a security declines. The value of securities of smaller, less well-known issuers can be more volatile than that of larger issuers. The value of an investment in the Fund may change quickly and without warning in response to issuer defaults, changes in the credit ratings of the Fund's portfolio investments and/or perceptions related thereto.

Foreign Investment Risk. The Fund may invest in foreign securities, including non-U.S. dollar-denominated securities traded outside of the United States and U.S. dollar-denominated securities of foreign issuers traded in the United States. Returns on investments in foreign securities could be more volatile than, or trail the returns on, investments in U.S. securities. Investments in foreign securities, including investments in depositary receipts, are subject to special risks, including the following:

Foreign Securities Risk. Investments in non-U.S. securities involve certain risks that may not be present with investments in U.S. securities. For example, investments in non-U.S. securities may be subject to risk of loss due to foreign currency fluctuations or to political or economic instability. There may be less information publicly available about non-U.S. issuers. Non-U.S. issuers may be subject to different accounting, auditing, financial reporting and investor protection standards. Changes to the financial condition or credit rating of foreign issuers may also adversely affect the value of the Fund's securities. Investments in non-U.S. securities may be subject to withholding or other taxes and may be subject to additional trading, settlement, custodial, and operational risks. Because legal systems differ, there is also the possibility that it will be difficult to obtain or enforce legal judgments in certain countries. Since foreign exchanges may be open on days when the Fund does not price its Shares, the value of the securities in the Fund's portfolio may change on days when shareholders will not be able to purchase or sell Shares. Conversely, Shares may trade on days when foreign exchanges are closed. Investment in foreign securities may involve higher costs than investment in U.S. securities, including higher transaction and custody costs as well as the imposition of additional taxes by foreign governments. Each of these factors can make investments in the Fund more volatile and potentially less liquid than other types of investments.

Capital Controls Risk. Economic conditions, such as volatile currency exchange rates and interest rates, political events and other conditions may, without prior warning, lead to government intervention and the imposition of "capital controls" or expropriation or nationalization of assets. The possible establishment of exchange controls or freezes on the convertibility of currency, or the adoption of other governmental restrictions, might adversely affect an investment in foreign securities. Capital controls include the prohibition of, or restrictions on, the ability to transfer currency, securities or other assets within or out of a jurisdiction. Levies may be placed on profits repatriated by foreign entities (such as the Fund). Capital controls may impact the ability of the Fund to buy, sell or otherwise transfer securities or currency, may adversely affect the trading market and price for Shares, and may cause the Fund to decline in value.

Currency Risk. The Fund's net asset value is determined on the basis of U.S. dollars; therefore, the Fund may lose value if the local currency of a foreign market depreciates against the U.S. dollar, even if the local currency value of the Fund's holdings goes up. Currency exchange rates may fluctuate significantly over short periods of time. Currency exchange rates also can be affected unpredictably by intervention; by failure to intervene by U.S. or foreign governments or central banks; or by currency controls or political developments in the U.S. or abroad. Changes in foreign currency exchange rates may affect the NAV of the Fund and the price of the Shares. Devaluation of a currency by a country's government or banking authority would have a significant impact on the value of any investments denominated in that currency.

Political and Economic Risk. The Fund is subject to foreign political and economic risk not associated with U.S. investments, meaning that political events (civil unrest, national elections, changes in political conditions and foreign relations, imposition of exchange controls and repatriation restrictions), social and economic events (labor strikes, rising inflation) and natural disasters occurring in a foreign country could cause the Fund's investments to experience gains or losses. The Fund also could be unable to enforce its ownership rights or pursue legal remedies in countries where it invests.

Foreign Market and Trading Risk. The trading markets for many foreign securities are not as active as U.S. markets and may have less governmental regulation and oversight. Foreign markets also may have clearance and settlement procedures that make it difficult for the Fund to buy and sell securities. The procedures and rules governing foreign transactions and custody (holding of the Fund's assets) also may involve delays in payment, delivery or recovery of money or investments. These factors could result in a loss to the Fund by causing the Fund to be unable to dispose of an investment or to miss an attractive investment opportunity, or by causing Fund assets to be uninvested for some period of time.

Forward Currency Contracts Risk. Forward currency contracts and other currency management strategies may substantially change the Fund's exposure to currency exchange rates and could result in losses to the Fund if currencies do not perform as Cambria expects. The Fund may be required to buy or sell additional currency on the spot market (and bear the expense of such transaction) if Cambria's predictions regarding the movement of foreign currency prove inaccurate. In addition, the use of forward currency contracts subjects the Fund to counterparty risk and leveraging risk, as discussed in this Prospectus. Forward contracts require collateralization, and the commitment of a large portion of the Fund's assets as collateral could impede portfolio management.

Futures Contracts Risk. Futures contracts are a type of derivative investment. A derivative refers to any financial instrument whose value is derived, at least, in part, from the price of another security or a specified index, asset or rate. The use of derivatives presents risks different from, and possibly greater than, the risks associated with investing directly in traditional securities. Derivatives can be highly complex and their use within a management strategy can require specialized skills. Futures contracts may experience dramatic price changes (losses) and imperfect correlations between the price of the contract and the foreign currency, which will increase the volatility of the Fund and may involve a small investment of cash (the amount of initial and variation margin) relative to the magnitude of the risk assumed (the potential increase or decrease in the price of the futures contract). There may not be a liquid secondary market for a futures contract. When the Fund purchases or sells a futures contract, it is subject to daily variation margin calls that could be substantial. If the Fund has insufficient cash to meet daily variation margin requirements, it might need to sell securities at a time when such sales are disadvantageous.

Geographic Investment Risk. To the extent that the Fund invests a significant portion of its assets in the securities of companies of a single country or region, it is more likely to be impacted by events or conditions affecting that country or region. For example, economic and political conditions and changes in tax, regulatory, or economic policy in a country could significantly affect the market in that country and in surrounding or related countries and have a negative impact on the Fund's performance.

Asia-Pacific Risk. Investments in securities of issuers in Asia-Pacific countries involve risks that are specific to the Asia-Pacific region, including certain legal, regulatory, political and economic risks. Certain Asia-Pacific countries have experienced expropriation and/or nationalization of assets, confiscatory taxation, political instability, armed conflict and social instability as a result of religious, ethnic, socio-economic and/or political unrest. Some economies in this region are dependent on a range of commodities, and are strongly affected by international commodity prices and particularly vulnerable to price changes for these products. The market for securities in this region may also be directly influenced by the flow of international capital, and by the economic and market conditions of neighboring countries. Many Asia-Pacific economies have experienced rapid growth and industrialization, and there is no

assurance that this growth rate will be maintained. Some Asia-Pacific economies are highly dependent on trade and economic conditions in other countries can impact these economies.

Canada Risk. Changes to the U.S. economy may significantly affect the Canadian economy because the U.S. is Canada's largest trading partner and foreign investor. The economy of Canada is also heavily dependent on the demand for natural resources and agricultural products. Canada is a major producer of commodities such as forest products, metals, agricultural products, and energy related products like oil, gas, and hydroelectricity. Accordingly, a change in the supply and demand of these resources, both in Canada and worldwide, can have a significant effect on Canadian market performance. Canada is a top producer of zinc and uranium and a global source of many other natural resources, such as gold, nickel, aluminum, and lead. Conditions that weaken demand for such products worldwide could have a negative impact on the Canadian economy as a whole. These and other factors could have a negative impact on the Fund and its investments in Canada.

China Risk. Investments in China involve risks closely tied to the social, political, and economic conditions within China. The Chinese economy may experience slower growth if domestic or global demand for Chinese goods decreases significantly and/or key trading partners implement protectionist measures such as trade tariffs. The Chinese economy is also susceptible to economic recession, market inefficiency, rising inflation rates, volatility, and pricing anomalies that may be connected to governmental influence, a lack of public information and/or social and political instability. The government of China maintains strict currency controls in order to achieve economic, trade and political objectives and regularly intervenes in the currency market. The Chinese government also plays a major role in the country's economic policies regarding foreign investments. Foreign investors are subject to the risk of loss from expropriation or nationalization of their investment assets and property, governmental restrictions on foreign investments and the repatriation of capital invested.

Europe Risk. The Economic and Monetary Union of the European Union (the "EU") requires compliance with restrictions on inflation rates, deficits, interest rates, debt levels and fiscal and monetary controls, each of which may significantly affect every country in Europe. Decreasing imports or exports, changes in governmental or EU regulations on trade, changes in the exchange rate of the euro, the default or threat of default by an EU member country on its sovereign debt, and/or an economic recession in an EU member country may have a significant adverse effect on the economies of EU member countries and their trading partners. The European financial markets have recently experienced volatility and adverse trends due to concerns about economic downturns in, or rising government debt levels in several European countries, including Greece, Italy, Portugal and Spain. These events have adversely affected the exchange rate of the euro and may continue to significantly affect every country in Europe, including countries that do not use the euro.

An investment in issuers located or operating in Eastern Europe may subject the Fund to legal, regulatory, political, currency, security and economic risks specific to Eastern Europe. Economies of certain Eastern European countries rely heavily on the export of commodities, including oil, gas, and certain metals. As a result, such economies may be impacted by international commodity prices and are particularly vulnerable to global demand for these products. Geopolitical events, acts of terrorism, and other instability in certain Eastern European countries may cause uncertainty in their financial markets and adversely affect the performance of the issuers to which the Fund has exposure. The securities markets in some Eastern European countries are substantially smaller and less developed, with less government supervision and regulation of stock exchanges, and may be less liquid and more volatile than securities markets in the United States or Western European countries.

Other risks related to investing in securities of issuers located or operating in Eastern Europe include: delays in transaction settlements, the risk of relying on foreign sub-custodians, the risk that ownership of the Fund's securities may become disputed, the absence of legal structures governing private and foreign investments and private property; the possibility of the loss of all or a substantial portion of the Fund's assets invested in issuers located or operating in Eastern Europe as a result of expropriation; and certain national policies which may restrict the Fund's investment opportunities, including, without limitation, restrictions on investing in issuers or industries deemed sensitive to relevant national interests.

In June 2016, the United Kingdom ("UK") voted in a referendum to leave the EU ("Brexit"). As a result of the referendum, S&P downgraded the UK's credit rating from "AAA" to "AA" and the EU's credit rating from "AA+" to "AA" in the days that followed the vote. Other credit ratings agencies have taken similar actions. On March 29,

2017, the UK invoked article 50 of the Lisbon Treaty, notifying the European Council of the UK's intention to withdraw from the EU by the end of March 2019. However, after two years of negotiating the UK's withdrawal from the EU, this date has been extended until October 31, 2019 and subsequently extended until January 31, 2020, on which date the United Kingdom formally exited the EU. During an 11-month transition period, the United Kingdom, including its businesses and people, will continue to abide by applicable EU rules, honor the United Kingdom's trade relationships with EU countries, and prepare for the new post-Brexit rules to take effect on January 1, 2021. The impact of Brexit on the United Kingdom, the EU and global markets remains unclear and will depend largely upon the United Kingdom's ability to negotiate favorable terms with the EU with respect to trade and market access during the transition period. The uncertainty associated with the Brexit process as well as the consequences that follow from its outcome could (i) adversely affect European or worldwide political, regulatory, economic, or market conditions, (ii) contribute to instability in global political institutions, regulatory agencies, and financial markets, and (iii) impact the volatility of exchange rates and interest rates. Brexit could also lead to legal uncertainty and politically divergent national laws and regulations as a new relationship between the UK and EU is defined and the UK determines which EU laws to replace or replicate. Any of these effects of Brexit could adversely affect any of the companies to which the Fund has exposure and any other assets in which the Fund invests.

Japan Risk. The economy of Japan is heavily dependent on international trade, government support, and consistent government policy supporting its export market. Slowdowns in the economies of key trading partners such as the United States, China and countries in Southeast Asia could have a negative impact on the Japanese economy as a whole. Trade tariffs and other protectionist measures could also have an adverse impact on the Japanese export market.

Russia Risk. As a result of recent events involving Ukraine and the Russian Federation, the United States, Canada, the EU and other Western countries have imposed sanctions on certain Russian individuals and corporate entities. The United States imposed additional sanctions on Russia as a result of Russia's interference in the U.S. election in 2016. The United States and other nations or international organizations may impose additional, broader economic sanctions or take other actions that may adversely affect Russian-related issuers in the future. These sanctions, any future sanctions or other actions, or even the threat of further sanctions or other actions, may negatively affect the value and liquidity of the Fund's investments. For example, the Fund may be prohibited from investing in securities issued by companies subject to such sanctions. In addition, the sanctions may require the Fund to freeze its existing investments in Russian companies, prohibiting the Fund from buying, selling or otherwise transacting in these investments. Russia may undertake countermeasures or retaliatory actions which may further impair the value and liquidity of the Fund's portfolio and potentially disrupt its operations.

For these or other reasons, the Fund may seek to suspend redemptions of Creation Units (defined below), including in the event that an emergency exists in which it is not reasonably practicable for the Fund to dispose of its securities or to determine its net asset value. The Fund could also, among other things, limit or suspend creations of Creation Units. During the period that creations or redemptions are affected, the Shares could trade at a significant premium or discount to their net asset value. In the case of a period during which creations are suspended, the Fund could experience substantial redemptions, which may cause the Fund to experience increased transaction costs and make greater taxable distributions to shareholders of the Fund. The Fund may also change its investment objective or principal investment strategies. The Fund may also have to liquidate all or a portion of its assets, which may be at unfavorable prices.

South Africa Risk. Although South Africa is a developing country with a solid economic infrastructure, certain issues, such as access to health care, unemployment, limited economic opportunity, and other financial constraints, continue to present obstacles to full economic development. Disparities of wealth, the pace and success of democratization and capital market development and religious and racial disaffection have also led to social and political unrest. Further, South Africa's currency may be vulnerable to significant fluctuations and devaluation. There can be no assurance that initiatives by the South African government to address these issues will achieve the desired results. South Africa's economy is heavily dependent on natural resources and commodity prices.

Taiwan Risk. The economy of Taiwan is heavily dependent on exports. Currency fluctuations, increasing competition from Asia's other emerge economies, and conditions that weaken demand for Taiwan's export products worldwide could have a negative impact on the Taiwanese economy as a whole. Concerns over Taiwan's history of political contention and its current relationship with China may also have a significant impact on the economy of Taiwan.

Hedging Risk. Options used by the Fund to reduce volatility may not perform as intended. There can be no assurance that the Fund's option strategy will be effective. It may expose the Fund to losses, *e.g.*, option premiums, to which it would not have otherwise been exposed if it only invested in stocks. Further, the option strategy may not fully protect the Fund against declines in the value of its portfolio securities.

High Yield Securities Risk. Securities that are high yield, commonly referred to as “junk bonds,” are regarded as inherently speculative with respect to the capacity to pay interest and repay principal. High yield securities are subject to a greater risk of default and investments in them are inherently speculative. High yield securities may be more susceptible to real or perceived adverse economic and competitive industry conditions than higher grade securities. The prices of high yield securities have been found to be less sensitive to interest rate changes than are more highly rated investments, but more sensitive to adverse economic downturns or individual corporate developments. Yields on high yield securities will fluctuate. If the issuer of high yield securities defaults, the Fund may incur additional expenses to seek recovery. The secondary markets in which high yield securities are traded may be less liquid than the market for higher grade securities. Less liquidity in the secondary trading markets could adversely affect the price at which the Fund could sell a particular high yield security when necessary to meet liquidity needs or in response to a specific economic event, such as a deterioration in the creditworthiness of the issuer. Adverse publicity and investor perceptions may decrease the values and liquidity of high yield securities.

Inflation-Protected Security Risk. Inflation-protected securities, such as TIPS, typically decrease in value when real interest rates rise and increase in value when real interest rates fall.

Interest Rate Risk. The market value of fixed income securities, and financial instruments related to fixed income securities, will change in response to changes in interest rates. As interest rates rise, the value of certain fixed income securities is likely to decrease. Similarly, if interest rates decline, the value of fixed income securities is likely to increase. Longer maturity securities tend to be more sensitive to changes in interest rates and more volatile; and thus an Underlying Vehicle with a longer portfolio maturity generally is subject to greater interest rate risk. As of the date of this Prospectus, interest rates are near historic lows, but risks associated with rising interest rates are heightened given the possibility that the Federal Reserve may increase interest rates and/or change existing government fiscal policy initiatives in the near future, which could signal an end to the historically low interest rate environment. To the extent that rates increase substantially and/or rapidly, an Underlying Vehicle investing in fixed incomes securities, and the Fund, may be subject to significant losses.

International Closed-Market Trading Risk. Because the Fund's investments may be traded in markets that are closed when the Exchange is open, there are likely to be deviations between the current pricing of an underlying investment and stale investment pricing (*i.e.*, the last quote from its closed foreign market), resulting in premiums or discounts to NAV that may be greater than those experienced by other ETFs.

Investment Risk. As with all investments, an investment in the Fund is subject to investment risk. Investors in the Fund could lose money, including the possible loss of the entire principal amount of an investment, over short or long periods of time. An investment in the Fund is not a bank deposit and it is not insured or guaranteed by the Federal Deposit Insurance Corporation or any other government agency.

Large Capitalization Company Risk. Investments in large capitalization companies may go in and out of favor based on market and economic conditions and may underperform other market segments. Some large capitalization companies may be unable to respond quickly to new competitive challenges, such as changes in technology and consumer tastes, and may not be able to attain the high growth rate of successful smaller companies, especially during extended periods of economic expansion. As such, returns on investments in stocks of large capitalization companies could trail the returns on investments in stocks of small and mid-capitalization companies.

Leveraging Risk. The Fund's use of derivatives and other investment strategies may result in leverage. Leverage creates investment exposure to gains and losses in excess of the amounts invested by the Fund. The Fund will identify liquid assets on its books or otherwise cover transactions that may give rise to leverage to the extent required by applicable law. The Fund may have to liquidate assets to meet to satisfy obligations or coverage requirements that arise because of the use of leverage. Leverage could cause the Fund to be more volatile, resulting in larger gains or losses in response to changes in the values to which the Fund has leveraged exposure than if the Fund had made direct investments. Use of leverage involves special risks and is highly speculative. Leverage will magnify any losses, and such losses may be significant.

Liquidity Risk. Liquidity risk exists when a particular investment is difficult to purchase or sell. The Fund may invest in fixed income securities, derivatives, and/or other instruments that may be less liquid than other types of investments. The securities and other instruments in which the Fund invests may not always be liquid. This could have a negative effect on the Fund's ability to achieve its investment objective and may result in losses to Fund shareholders.

Derivatives. In certain circumstances, such as the disruption of the orderly markets for the securities in which the Fund invests, the Fund might not be able to acquire or dispose of certain holdings quickly or at prices that represent true market value in the judgment of the Adviser. Markets for the securities in which the Fund invests may be disrupted by a number of events, including but not limited to economic crises, natural disasters, new legislation, or regulatory changes inside or outside of the U.S. For example, regulation limiting the ability of certain financial institutions to invest in certain securities would likely reduce the liquidity of those securities. These situations may prevent the Fund from limiting losses or realizing gains.

Fixed Income Securities. A significant, rapid rise in interest rates may result in a period of volatility and increased redemptions if Fund securities become illiquid and are forced to sell the illiquid securities at disadvantageous times or prices.

Management Risk. The Fund is actively managed and uses proprietary investment strategies and processes. There can be no guarantee that the Adviser's judgments about the attractiveness, value and potential appreciation of particular investments and strategies for the Fund will be correct or produce the desired results and no guarantee that the Fund will achieve its investment objective or outperform other investment strategies over the short- or long-term market cycles. If the Adviser fails to accurately evaluate market risk or appropriately react to current and developing market conditions, the Fund's share price may be adversely affected. Securities selected by Cambria may not perform as expected. This could result in the Fund's underperformance compared to other funds with similar investment objectives.

Market Events Risk. Turbulence in the financial markets, reduced liquidity in equity, credit and fixed-income markets, and/or the advent of certain economic or political events, including global events such as war, acts of terrorism or a public health crisis, may negatively affect issuers worldwide, which could have an adverse effect on the Fund. Following the financial crisis that began in 2007, the Federal Reserve has attempted to stabilize the U.S. economy and support the U.S. economic recovery by keeping the federal funds rate at or near zero percent. When the Federal Reserve raises the federal funds rate, there is a risk that interest rates across the U.S. financial system will rise. These policy changes may expose markets to heightened volatility and may reduce liquidity for certain Fund investments, causing the value of the Fund's investments and share price to decline. To the extent the Fund experiences high redemptions because of these policy changes, the Fund may experience increased portfolio turnover, which will increase the costs that the Fund incurs and may lower the Fund's performance.

Recent Events. The respiratory illness COVID-19 caused by a novel coronavirus has resulted in a global pandemic and major disruption to economies and markets around the world, including the United States. Financial markets have experienced extreme volatility and severe losses, and trading in many instruments has been disrupted. Liquidity for many instruments has been greatly reduced for periods of time. Some interest rates are very low and in some cases yields are negative. Some sectors of the economy and individual issuers have experienced particularly large losses. These circumstances may continue for an extended period of time, and may continue to affect adversely the value and liquidity of the Fund's investments. The ultimate economic fallout from the pandemic, and the long-term impact on economies, markets, industries and individual issuers, are not known. Governments and central banks, including the Federal Reserve in the U.S., have taken extraordinary and unprecedented actions to support local and global economies and the financial markets. The impact of these measures, and whether they will be effective to mitigate the economic and market disruption, will not be known for some time.

Momentum Investing Risk. The Fund employs a "momentum" style of investing that emphasizes investing in securities that have had higher recent price performance compared to other securities. This style of investing is subject to the risk that these securities may be more volatile than a broad cross-section of securities or that the returns on securities that have previously exhibited price momentum are less than returns on other styles of investing or the overall stock market. High momentum may also be a sign that the securities' prices have peaked. Momentum can turn quickly and cause significant variation from other types of investments. The Fund may experience significant losses if momentum stops, turns or otherwise behaves differently than predicted.

Micro Capitalization Company Risk. In addition to the risks associated with investing in small and medium capitalization companies, set forth below, micro capitalization companies are more vulnerable to adverse economic events and poor business conditions than larger, more established companies. The earnings and revenue of micro capitalization companies tend to be less predictable, and their securities are generally less liquid and subject to greater and more unpredictable price changes. Further, micro capitalization companies often have smaller markets for their products and/or services, less managerial experience and more limited financial resources than larger, more established companies.

Options Risk. Options are subject to correlation risk because there may be an imperfect correlation between the prices of options and movements in the price of the underlying securities. Options may expire unexercised, causing the Fund to lose the premium paid for them. The success of the Fund's investment in options depends upon many factors, such as the price of the options which is a function of various factors that may change rapidly over time. If a counterparty defaults, the Fund's only recourse will be to pursue contractual remedies against the counterparty, and the Fund may be unsuccessful in its pursuit. The Fund thus assumes the risk that it may be delayed in or prevented from obtaining payments owed to it pursuant to an over-the-counter options transaction.

Portfolio Turnover Risk. The Fund's investment strategy may from time to time result in higher portfolio turnover rates. This may increase the Fund's brokerage commission costs. The performance of the Fund could be negatively impacted by the increased brokerage commission costs incurred by the Fund. Rapid portfolio turnover may also result in a substantial amount of distributions from the Fund to be taxed as ordinary income, which may limit the tax efficiency of the Fund.

Premium-Discount Risk. Shares may trade above or below their NAV. The NAV of the Fund will generally fluctuate with changes in the market value of the Fund's holdings. The market prices of Shares, however, will generally fluctuate in accordance with changes in NAV as well as the relative supply of, and demand for, Shares on the Exchange. The trading price of Shares may deviate significantly from NAV during periods of market volatility. Cambria cannot predict whether Shares will trade below, at or above their NAV. Price differences may be due, in large part, to the fact that supply and demand forces at work in the secondary trading market for Shares will be closely related to, but not identical to, the same forces influencing the prices of the securities held by the Fund. However, given that Shares can be purchased and redeemed in large blocks of Shares, called Creation Units (unlike shares of closed-end funds, which frequently trade at appreciable discounts from, and sometimes at premiums to, their NAV), and the Fund's portfolio holdings are fully disclosed on a daily basis, Cambria believes that large discounts or premiums to the NAV of Shares should not be sustained, but that may not be the case.

Quantitative Security Selection Risk. Data for some issuers, particularly for emerging market issuers, may be less available and/or less current than data for issuers in other markets. Cambria uses quantitative techniques to generate investment decisions and select stocks. Cambria may not perform as intended if it relies on erroneous or outdated data from one or more third parties. Errors in data used in the quantitative model may occur from time to time and may not be identified and/or corrected before having an adverse impact on the Fund and its shareholders. Securities selected using quantitative analysis can perform differently from the market as a whole as a result of the characteristics used in the analysis, the weight placed on each characteristic, and changes in the characteristic's historical trends. The factors used in such analyses may not be predictive of a security's value and its effectiveness can change over time. These changes may not be adequately reflected in the quantitative model.

Real Estate Investments Risk. The Fund is subject to the risks related to investments in real estate, including declines in the real estate market, decreases in property revenues, increases in interest rates, increases in property taxes and operating expenses, legal and regulatory changes, a lack of credit or capital, defaults by borrowers or tenants, environmental problems and natural disasters.

REIT Risk. REITs are pooled investment vehicles that invest primarily in income producing real estate or real estate related loans or interests. REITs trade like stocks and may qualify for special tax considerations. In addition to the risks associated with the direct ownership of real estate and real estate-related securities, REITs are subject to additional risks, including those related to adverse governmental actions, and the performance of a REIT may be affected by its failure to qualify for tax-free pass through of income or its failure to maintain exemption from registration as an investment company. REITs are dependent upon specialized management skills and may invest in relatively few properties, a small geographic area or a small number

of property types. REITs depend generally on their ability to generate cash flow to make distributions to shareholders or unitholders, and may be subject to defaults by borrowers and to self-liquidations. As a result, investments in REITs may be volatile. REITs also have fees and expenses and the Fund will indirectly bear a proportionate share of those fees and expenses.

Secondary Market Trading Risk. Investors buying or selling Shares in the secondary market will generally pay brokerage commissions or other charges imposed by brokers as determined by that broker. Brokerage commissions are often a fixed amount and may be a significant proportional cost for investors seeking to buy or sell relatively small amounts of Shares. In addition, secondary market investors will also incur a bid/ask spread, which varies over time for Shares based on trading volume and market liquidity, and is generally lower if Shares have more trading volume and market liquidity and higher if Shares have little trading volume and market liquidity. Further, increased market volatility may cause increased bid/ask spreads.

Although the Shares are listed on the Exchange, there can be no assurance that an active or liquid trading market for them will develop or be maintained. In stressed market conditions, the liquidity of Shares may begin to mirror the liquidity of the Fund's underlying portfolio holdings, which can be significantly less liquid than Shares. In addition, trading in Shares on the Exchange may be halted due to market conditions or for reasons that, in the view of the Exchange, make trading in Shares inadvisable. Further, trading in Shares on the Exchange is subject to trading halts caused by extraordinary market volatility pursuant to the Exchange "circuit breaker" rules. There can be no assurance that the requirements of the Exchange necessary to maintain the listing of the Fund will continue to be met or will remain unchanged.

Sector Risk. To the extent that the Fund invests a significant portion of its assets in a particular sector, the Fund may be susceptible to loss due to adverse occurrences affecting that sector.

Consumer Discretionary Sector Risk. Consumer discretionary products and services are non-essential products and services whose demand tends to increase as consumers' disposable income increases, such as automobiles, apparel, electronics, home furnishings, and travel and leisure products and services. These companies may include, for example, publishers; catalog and internet retailers; department stores and specialty retailers including apparel, electronics, automotive, and home furnishing stores; manufacturers of auto parts and accessories, tire and rubber, autos, motorcycles, and scooters; manufacturers of consumer electronic products, including TVs and DVD players; manufacturers of household appliances and home furnishings; residential construction companies; manufacturers of leisure products; manufacturers of apparel, accessories, footwear, textiles, and luxury goods; gaming facility, hotel, cruise and travel agency owners and operators; restaurants and caterers; companies providing educational, home security, legal, and personal services; advertising and public relations companies; and TV and cable companies. This sector can be significantly affected by the performance of the overall economy, interest rates, competition, and consumer confidence. Success can depend heavily on disposable household income and consumer spending. Changes in demographics and consumer tastes can also affect the demand for, and success of, consumer discretionary products.

Consumer Staples Sector Risk. The consumer staples sector includes, for example, food and drug retail and companies whose primary lines of business are food, beverage and other household items, including agricultural products. This sector can be significantly affected by, among other things, changes in price and availability of underlying commodities, rising energy prices, tariffs and trade barriers, consumer confidence, and global and economic conditions. Consumer staples companies depend heavily on disposable household income and consumer spending, and may be strongly affected by social trends and marketing campaigns. These companies may also be subject to severe competition. Unlike the consumer discretionary sector, companies in the consumer staples sector have historically been characterized as non-cyclical in nature and therefore less volatile in times of change.

Energy Sector Risk. The energy sector includes, for example, oil, gas, and consumable fuel companies. Energy companies can be substantially impacted by, among other things, the volatility of oil prices, worldwide supply and demand, worldwide economic growth, and political instability in oil or gas producing regions such as the Middle East and Eastern Europe. Energy companies and the price of their securities are also affected by the success of exploration projects, exploration and production spending, swift price and supply fluctuations, energy conservation, currency exchange rates, and increased competition and technological advances. Energy companies may also be adversely impacted by substantial government regulation, tax policies, general civil liabilities, and liabilities for environmental damage. Companies in this sector may also be subject to contractual fixed pricing, which may increase the cost of

doing business and limit these companies' earnings. A significant portion of revenues of these companies depends on a relatively small number of customers, including governmental entities and utilities. As a result, governmental budget constraints may have a material adverse effect on the stock prices of energy companies. Energy companies may also operate in or engage in transactions involving countries with less developed regulatory regimes or a history of expropriation, nationalization or other adverse policies. Declines in the demand for, or prices of, energy generally would be expected to negatively impact the value of the Fund's investments in energy securities. Such declines may occur quickly and without warning.

Financial Services Sector Risk. The financial services sector includes companies involved in such activities as banking, commercial and consumer finance, investment banking, brokerage, asset management, custody and insurance. Companies in the financial services sector may be subject to extensive government regulation that affects the scope of their activities, the prices they can charge and the amount of capital they must maintain. The profitability of companies in the financial services sector may be adversely affected by increases in interest rates. The profitability of companies in the financial services sector may be adversely affected by loan losses, which usually increase in economic downturns. In addition, the financial services sector in certain countries is undergoing numerous changes, including continuing consolidations, development of new products and structures and changes to its regulatory framework, which may have an impact on the issuers included in a Fund's portfolio. Furthermore, increased government involvement in the financial services sector, including measures such as taking ownership positions in financial institutions, could result in a dilution of the Fund's investments in financial institutions.

Health Care Sector Risk. The health care sector includes, for example, biotechnology, pharmaceutical, health care facilities, and health care equipment and supply companies. Companies in the health care sector are regulated extensively by the government and their profits can be significantly affected by, among other things, the rising costs of medical products and services, restrictions on the government's reimbursement for medical expenses, price controls, and expenses associated with the drug approval process, including research and development. Health care companies also rely upon the protection of patents and may be adversely impacted by lapsing patents or the cost associated with defending a patent through litigation. These companies may also be negatively affected by technological developments or industry innovations that make their drugs, treatments, or medical products obsolete. Health care companies are also subject to litigation based on product liability and related claims.

Information Technology Sector Risk. Technology companies are characterized by periodic new product introductions, innovations and evolving industry standards, and, as a result, face intense competition, which may have an adverse effect on their profit margins. Companies in the technology sector are often smaller and less experienced companies and may be subject to greater risks than larger companies; these risks may be heightened for technology companies in foreign markets. Technology companies may have limited product lines, markets, financial resources or personnel. The products of technology companies may face product obsolescence due to rapid technological developments and frequent new product introduction, changes in consumer and business purchasing patterns, unpredictable changes in growth rates and competition for the services of qualified personnel. In addition, a rising interest rate environment tends to negatively affect companies in the technology sector because, in such an environment, those companies with high market valuations may appear less attractive to investors, which may cause sharp decreases in the companies' market prices. Companies in the technology sector are heavily dependent on patent and intellectual property rights. The loss or impairment of these rights may adversely affect the profitability of these companies. The technology sector may also be adversely affected by changes or trends in commodity prices, which may be influenced or characterized by unpredictable factors. Finally, while all companies may be susceptible to network security breaches, certain companies in the technology sector may be particular targets of hacking and potential theft of proprietary or consumer information or disruptions in service, which could have a material adverse effect on their businesses.

Materials Sector Risk. Issuers in the materials sector may be adversely affected by commodity price volatility, exchange rates, import controls, increased competition, depletion of resources, technical progress, labor relations and government regulations, and mandated expenditures for safety and pollution control, among other factors. Issuers in the materials sector are at risk of liability for environmental damage and product liability claims. Production of materials may exceed demand as a result of market imbalances or economic downturns, leading to poor investment returns.

Utilities Sector Risk. Utilities include companies such as electric, gas and water firms and renewable energy companies. Companies in the utilities sector may be adversely impacted by many factors, including, among others, supply and demand, operating costs, financing costs, rate caps or rate changes, government regulation, environmental factors, and liabilities for environmental damage and general civil liabilities. Although rate changes of a regulated utility usually fluctuate in approximate correlation with financing costs, due to political and regulatory factors, rate changes ordinarily occur only following a delay after the changes in financing costs. This factor will tend to favorably affect a regulated utility company's earnings and dividends in times of decreasing costs, but conversely, will tend to adversely affect earnings and dividends when costs are rising. The value of regulated utility equity securities may tend to have an inverse relationship to the movement of interest rates. Deregulation of utilities may also subject these companies to increased competition and reduce their profitability.

Short Sale Risk. If a security is sold short and subsequently has to be bought back at a higher price, the Fund will realize a loss on the transaction. The amount of loss on a short sale is potentially unlimited because there is no limit on the price a shorted security might attain (as compared to a long position, where the maximum loss is the amount invested). The use of short sales may increase the Fund's exposure to the market, and may increase losses and the volatility of returns.

Small and Medium Capitalization Company Risk. Investing in securities of small and medium capitalization companies involves greater risk than customarily is associated with investing in larger, more established companies. These companies' securities may be more volatile and less liquid than those of more established companies. These securities may have returns that vary, sometimes significantly, from the overall securities market. Small and medium capitalization companies are sometimes more dependent on key personnel or limited product lines than larger, more diversified companies. Often, small and medium capitalization companies and the industries in which they focus are still evolving and, as a result, they may be more sensitive to changing market conditions.

Sovereign Debt Securities Risk. Investments in sovereign and quasi-sovereign debt obligations involve special risks not present in corporate debt obligations. The issuer of the sovereign debt or the governmental authorities that control the repayment of the debt may be unable or unwilling to repay principal or interest when due, and the Fund may have limited recourse in the event of a default. During periods of economic uncertainty, the market prices of sovereign debt, and the Fund's net asset value, may be more volatile than prices of U.S. debt obligations. In the past, certain non-U.S. markets have encountered difficulties in servicing their debt obligations, withheld payments of principal and interest and declared moratoria on the payment of principal and interest on their sovereign debts. These risks increase for lower-rated and high yield debt securities, as discussed in this Prospectus.

Swaps Contract Risk. Each swap exposes the Fund to counterparty risk when a counterparty to a financial instrument entered into by the Fund may become bankrupt or otherwise fail to perform its obligations due to financial difficulties. As a result, the Fund may experience delays in or be prevented from obtaining payments owed to it pursuant to a swap contract.

Underlying Vehicle Counterparty and Leverage Risk. The Fund may be exposed to additional risks due to the nature of the investment programs of the Underlying Vehicles. The Underlying Vehicles may engage in investment transactions or other contracts with third parties (*i.e.*, "counterparties"). They bear the risk that the counterparty to these contracts becomes bankrupt, defaults on its obligations or otherwise fails to honor its obligations and may experience significant delays in obtaining any recovery in a bankruptcy or other reorganization proceeding involving the counterparty. If a counterparty defaults on its payment obligations, the Underlying Vehicle, and therefore the Fund, will lose money and the value of an investment in Fund Shares may decrease. Derivatives used by the Underlying Vehicles may include leverage, allowing them to obtain the right to a return on stipulated capital that exceeds the amount paid or invested. Although Underlying Vehicles registered under the Investment Company Act of 1940 (the "Investment Company Act") will segregate or earmark liquid assets to cover the market value of its obligations under certain derivatives, the amount will be limited to the current value of the obligations to the counterparty, and will not prevent losses greater than the value of those obligations, and Underlying Vehicles not so registered may not have such cover obligations. The use of derivatives could cause the Fund to be more volatile, resulting in larger gains or losses in response to changes in the values of the securities subject to the derivative than direct investments. Use of leverage involves special risks and is speculative and could magnify any losses, and such losses may be significant.

Value Investment Risk. Value investments are subject to the risk that their intrinsic value may never be realized by the market. This may result in the value stocks' prices remaining undervalued for extended periods of time. The Fund's performance also may be affected adversely if value stocks become unpopular with or lose favor among investors. Different investment styles tend to shift in and out of favor, depending on market conditions and investor sentiment. The Fund's value style could cause it to underperform funds that use a growth or non-value approach to investing or have a broader investment style.

ADDITIONAL NON-PRINCIPAL RISK INFORMATION

Authorized Participants, Market Makers and Liquidity Providers Concentration Risk. Each Fund has a limited number of financial institutions that may act as Authorized Participants. To the extent they cannot or are otherwise unwilling to engage in creation and redemption transactions with the Fund and no other Authorized Participant steps in, Shares may trade like closed-end fund shares at a significant discount to net asset value and may face delisting from the Exchange. In addition, there may be a limited number of market makers and/or liquidity providers in the marketplace. To the extent market makers and/or liquidity providers exit the business or significantly reduce their business activities and no other entities step forward to perform their functions, Shares may trade at a material discount to net asset value and face delisting.

Cash and Cash Equivalents Holdings Risk. Each Fund may invest in cash and cash equivalents for indefinite periods of time when Cambria determines the prevailing market environment warrants doing so. When a Fund holds cash positions, it may lose opportunities to participate in market appreciation, which may result in lower returns than if the Fund had remained fully invested in the market. This is particularly true when the market for other investments in which the Fund may invest is rapidly rising. Furthermore, cash and cash equivalents may generate minimal or no income and could negatively impact the Fund's performance and ability to achieve its investment objective.

Clearing Broker Risk. The failure or bankruptcy of a Fund's clearing broker could result in a substantial loss of Fund assets. Under current Commodity Futures Trading Commission ("CFTC") regulations, a clearing broker maintains customers' assets in a bulk segregated account. If a clearing broker fails to do so, or is unable to satisfy a substantial deficit in a customer account, its other customers may be subject to risk of loss of their funds in the event of that clearing broker's bankruptcy. In that event, the clearing broker's customers, such as the Funds, are entitled to recover, even in respect of property specifically traceable to them, only a proportional share of all property available for distribution to all of that clearing broker's customers.

Operational Risk. Each Fund and its service providers, including Cambria, the Fund's administrator, custodian, and transfer agent, may experience disruptions that arise from human error, processing and communications errors, counterparty or third-party errors, technology or systems failures. Any such disruptions may have an adverse impact on the Fund. Although the Fund and its service providers seek to reduce these operational risks through their internal controls and processes, it may not be possible to identify and develop policies and controls to address all such risks.

Securities Lending. Although each Fund is indemnified by the Fund's securities lending agent for losses incurred in connection with a borrower's default with respect to a loan, the Fund bears the risk of loss of investing cash collateral and may be required to make payments to a borrower upon return of loaned securities if invested collateral has declined in value. Furthermore, because of the risks in delay of recovery, the Fund may lose the opportunity to sell the securities at a desirable price, and the Fund will generally not have the right to vote securities while they are being loaned. These events could also trigger negative tax consequences for the Fund.

FUND MANAGEMENT

Cambria Investment Management, L.P. acts as each Fund's investment adviser. Cambria is located at 2321 Rosecrans Avenue, Suite 3225, El Segundo, California 90245. Cambria is an investment adviser registered with the SEC under the Investment Advisers Act of 1940, as amended. Cambria was founded in 2006 and managed approximately \$1.12 billion in assets as of August 2, 2021.

Cambria is responsible for overseeing the management and business affairs of the Funds and has discretion to purchase and sell securities in accordance with the Funds' objectives, policies, and restrictions. Cambria continuously reviews, supervises, and administers the Funds' investment programs. Cambria has entered into an investment advisory agreement (the "Management Agreement") with respect to the Funds. Pursuant to that Management Agreement, each Fund pays Cambria an annual advisory fee based on its average daily net assets for the services and facilities it provides payable at the annual rates set forth in the table below:

Fund	Advisory Fee
Cambria Shareholder Yield ETF	0.59%
Cambria Foreign Shareholder Yield ETF	0.59%
Cambria Emerging Shareholder Yield ETF	0.59%
Cambria Global Tail Risk ETF	0.59%
Cambria Global Value ETF	0.59%
Cambria Global Momentum ETF	0.59%
Cambria Value and Momentum ETF	0.59%
Cambria Global Asset Allocation ETF	0.00%
Cambria Tail Risk ETF	0.59%
Cambria Trinity ETF	0.00%
Cambria Cannabis ETF	0.59%
Cambria Global Real Estate ETF	0.59%

A discussion regarding the basis for the Board of Trustees' approval of the Management Agreement with respect to each Fund, is available in the Funds' annual report dated April 30, 2021.

With respect to each Fund, except the Cambria Emerging Shareholder Yield ETF and Cambria Global Value ETF, Cambria bears all of the costs of the Fund, except for the advisory fee, payments under each Fund's 12b-1 plan, brokerage expenses, acquired fund fees and expenses, taxes, interest (including borrowing costs and dividend expenses on securities sold short), litigation expense and other extraordinary expenses (including litigation to which the Trust or the Fund may be a party and indemnification of the Trustees and officers with respect thereto). With respect to the Cambria Emerging Shareholder Yield ETF and Cambria Global Value ETF, Cambria bears all of the costs of the Fund, except for the advisory fee, payments under each Fund's 12b-1 plan, brokerage expenses, custodial expenses, acquired fund fees and expenses, taxes, interest (including borrowing costs and dividend expenses on securities sold short), litigation expense and other extraordinary expenses (including litigation to which the Trust or the Fund may be a party and indemnification of the Trustees and officers with respect thereto). The Management Agreement provides that it may be terminated at any time, without the payment of any penalty, by the Board of Trustees or by a majority of the outstanding Shares of the Fund, on 60 days' written notice to Cambria, and by Cambria upon 60 days' written notice and that it shall be automatically terminated if it is assigned.

PORTFOLIO MANAGER

Mebane T. Faber is the portfolio manager primarily responsible for the day-to-day management of each of the Funds.

Mebane T. Faber, *Chief Investment Officer and Portfolio Manager*

Mr. Faber has been co-founder and the Chief Investment Officer of Cambria since 2006, Chief Executive Officer of Cambria since 2018, and has been portfolio manager of each Fund since its inception. Mr. Faber is the manager of Cambria's separate accounts and private investment funds for accredited investors. He is also President of the Trust and an interested trustee and the Chairman of the Trust's Board of Trustees. Mr. Faber is also the author of the Mebane Faber Research blog, author of *Shareholder Yield*, and the co-author of *The Ivy Portfolio: How to Invest Like the Top Endowments and Avoid Bear Markets*. Mr. Faber graduated from the University of Virginia with a double major in Engineering Science and Biology.

The Funds' SAI provides additional information about the portfolio manager, including other accounts managed, ownership in the Funds, and compensation.

OTHER SERVICE PROVIDERS

ALPS Distributors, Inc. (the "Distributor"), 1290 Broadway, Suite 1000, Denver, Colorado 80203, serves as the distributor of Creation Units (defined below) for the Funds on an agency basis. The Distributor does not maintain a secondary market in Shares.

ALPS Fund Services, Inc., 1290 Broadway, Suite 1000, Denver, Colorado 80203, is the administrator and fund accountant for the Funds.

Brown Brothers Harriman & Co., 40 Water Street, Boston, Massachusetts 02109, is the transfer agent and custodian for the Funds.

Morgan, Lewis & Bockius LLP, 1111 Pennsylvania Avenue, NW, Washington, District of Columbia 20004, serves as legal counsel to the Funds.

Cohen & Company, Ltd., 342 North Water St., Suite 830 Milwaukee, Wisconsin 53202, serves as the Funds' independent registered public accounting firm. The independent registered public accounting firm is responsible for auditing the annual financial statements of the Funds and reviewing the tax returns.

DISCLAIMERS

Shares of the Funds are not sponsored, endorsed or promoted by the Exchange. The Exchange is not responsible for, nor has it participated, in the determination of the timing of, prices of, or quantities of Shares of a Fund to be issued, nor in the determination or calculation of the equation by which the Shares are redeemable. The Exchange has no obligation or liability to owners of the Shares in connection with the administration, marketing or trading of the Shares. Without limiting any of the foregoing, in no event shall the Exchange have any liability for any direct, indirect, special, punitive, consequential or any other damages (including lost profits) even if notified of the possibility of such damages.

BUYING AND SELLING FUND SHARES

Shares will be issued or redeemed by each Fund at NAV per Share only in Creation Units, which are likely to cost over \$1 million. Creation Units are issued and redeemed for cash and/or in-kind for securities.

Shares will trade on the secondary market, however, which is where most retail investors will buy and sell Shares. It is expected that only a limited number of institutional investors, called Authorized Participants or "APs," will purchase and redeem Shares directly from the Funds. APs may acquire Shares directly from the Funds, and APs may tender their Shares for redemption directly to the Funds, at NAV per Share only in large blocks, or "Creation Units." Purchases and redemptions directly with the Funds must follow the Funds' procedures, which are described in the SAI.

Except when aggregated in Creation Units, Shares are not redeemable with the Funds.

BUYING AND SELLING SHARES ON THE SECONDARY MARKET

Most investors will buy and sell Shares in secondary market transactions through brokers and, therefore, must have a brokerage account to buy and sell Shares. Shares can be bought or sold through your broker throughout the trading day like shares of any publicly traded issuer. When buying or selling Shares through a broker, you will incur customary brokerage commissions and charges, and you may pay some or all of the spread between the bid and the offered prices in the secondary market for Shares. The price at which you buy or sell Shares (*i.e.*, the market price) may be more or less than the NAV of the Shares. Unless imposed by your broker, there is no minimum dollar amount you must invest in a Fund and no minimum number of Shares you must buy.

Each Fund lists and trades its Shares on the Exchange and under the trading symbol as follows:

Fund	Trading Symbol
Cambria Shareholder Yield ETF	SYLD
Cambria Foreign Shareholder Yield ETF	FYLD
Cambria Emerging Shareholder Yield ETF	EYLD
Cambria Global Tail Risk ETF	FAIL
Cambria Global Value ETF	GVAL
Cambria Global Momentum ETF	GMOM
Cambria Value and Momentum ETF	VAMO
Cambria Global Asset Allocation ETF	GAA
Cambria Tail Risk ETF	TAIL
Cambria Trinity ETF	TRTY
Cambria Cannabis ETF	TOKE
Cambria Global Real Estate ETF	BLDG

The Exchange is generally open Monday through Friday and is closed for weekends and the following holidays: New Year's Day, Martin Luther King, Jr. Day, Presidents' Day, Good Friday, Memorial Day, Independence Day, Labor Day, Thanksgiving Day, and Christmas Day.

For information about buying and selling Shares on the Exchange or in the secondary markets, please contact your broker or dealer.

Book Entry. Shares are held in book entry form, which means that no stock certificates are issued. The Depository Trust Company ("DTC"), or its nominee, will be the registered owner of all outstanding Shares and is recognized as the owner of all Shares. Participants in DTC include securities brokers and dealers, banks, trust companies, clearing corporations and other institutions that directly or indirectly maintain a custodial relationship with DTC. As a beneficial owner of Shares, you are not entitled to receive physical delivery of stock certificates or to have Shares registered in your name, and you are not considered a registered owner of Shares. Therefore, to exercise any right as an owner of Shares, you must rely on the procedures of DTC and its participants. These procedures are the same as those that apply to any stocks that you hold in book entry or "street name" through your brokerage account. Your account information will be maintained by your broker, which will provide you with account statements, confirmations of your purchases and sales of Shares, and tax information. Your broker also will be responsible for distributing income dividends and capital gain distributions and for ensuring that you receive shareholder reports and other communications from the Funds.

Share Trading Prices. The trading prices of a Fund's Shares may differ from the Fund's daily NAV, and can be affected by market forces of supply and demand for the Fund's Shares, the prices of the Fund's portfolio securities, economic conditions and other factors.

Continuous Offering. The method by which Creation Units of Shares are created and traded may raise certain issues under applicable securities laws. Because new Creation Units of Shares are issued and sold by the Funds on an ongoing basis, a “distribution,” as such term is used in the Securities Act of 1933, as amended (the “Securities Act”), may occur at any point. Broker-dealers and other persons are cautioned that some activities on their part may, depending on the circumstances, result in their being deemed participants in a distribution in a manner which could render them statutory underwriters and subject them to the prospectus delivery requirements and liability provisions of the Securities Act. For example, a broker-dealer firm or its client may be deemed a statutory underwriter if it takes Creation Units after placing an order with the Distributor, breaks them down into constituent Shares and sells the Shares directly to customers or if it chooses to couple the creation of a supply of new Shares with an active selling effort involving solicitation of secondary market demand for Shares. A determination of whether one is an underwriter for purposes of the Securities Act must take into account all the facts and circumstances pertaining to the activities of the broker-dealer or its client in the particular case, and the examples mentioned above should not be considered a complete description of all the activities that could lead to a characterization as an underwriter.

Broker-dealer firms should also note that dealers who are not “underwriters” but are effecting transactions in Shares, whether or not participating in the distribution of Shares, are generally required to deliver a prospectus. This is because the prospectus delivery exemption in Section 4(3) of the Securities Act is not available in respect of such transactions as a result of Section 24(d) of the Investment Company Act. As a result, broker-dealer firms should note that dealers who are not “underwriters” but are participating in a distribution (as contrasted with engaging in ordinary secondary market transactions) and thus dealing with the Shares that are part of an overallotment within the meaning of Section 4(3)(C) of the Securities Act, will be unable to take advantage of the prospectus delivery exemption provided by Section 4(3) of the Securities Act. For delivery of prospectuses to exchange members, the prospectus delivery mechanism of Rule 153 under the Securities Act is only available with respect to transactions on a national exchange.

ACTIVE INVESTORS AND MARKET TIMING

The Board of Trustees has evaluated the risks of market timing activities by the Funds’ shareholders. The Board noted that the Funds’ Shares can only be purchased and redeemed directly from a Fund in Creation Units by APs and that the vast majority of trading in the Funds’ Shares occurs on the secondary market. Because the secondary market trades do not directly involve the Funds, it is unlikely those trades would cause the harmful effects of market timing, including dilution, disruption of portfolio management, increases in the Funds’ trading costs and the realization of capital gains. With regard to the purchase or redemption of Creation Units directly with a Fund, to the extent effected in-kind (*i.e.*, for securities), the Board of Trustees noted that those trades do not cause the harmful effects (as previously noted) that may result from frequent cash trades. To the extent trades are effected in whole or in part in cash, the Board of Trustees noted that those trades could result in dilution to a Fund and increased transaction costs, which could negatively impact a Fund’s ability to achieve its investment objective. However, the Board of Trustees also noted that direct trading by APs is critical to ensuring that a Fund’s Shares trade at or close to NAV. The Funds may also employ fair valuation pricing, which may minimize potential dilution from market timing. In addition, the Funds impose transaction fees on purchases and redemptions of Fund Shares to cover the custodial and other costs incurred by a Fund in effecting trades. Given this structure, the Board of Trustees determined that it is not necessary to adopt policies and procedures to detect and deter market timing of the Funds’ Shares.

DISTRIBUTION AND SERVICE PLAN

Each Fund has adopted a distribution and service plan (the “Plan”) pursuant to Rule 12b-1 under the Investment Company Act. Under the Plan, a Fund is authorized to pay distribution fees to the Distributor and other firms that provide distribution and shareholder services (the “Service Providers”). If a Service Provider provides such services, a Fund may pay fees at an annual rate not to exceed 0.25% of average daily net assets, pursuant to Rule 12b-1 under the Investment Company Act.

No distribution or service fees are currently paid by any Fund, and the Board of Trustees has not currently approved the commencement of any payments under the plan. In the event Rule 12b-1 fees are charged, over time they would increase the cost of an investment in a Fund because they would be paid on an ongoing basis.

NET ASSET VALUE

The net asset value, or “NAV,” of Shares is calculated each business day as of the close of regular trading on the New York Stock Exchange (“NYSE”), generally 4:00 p.m., Eastern time.

Each Fund calculates its NAV per Share by:

- Taking the current market value of its total assets,
- Subtracting any liabilities, and
- Dividing that amount by the total number of Shares owned by shareholders.

If you buy or sell Shares on the secondary market, you will pay or receive the market price, which may be higher or lower than NAV. Your transaction will be priced at NAV only if you purchase or redeem your Shares in Creation Units.

Because securities listed on foreign exchanges may trade on weekends or other days when a Fund does not price its Shares, the NAV of the Fund, to the extent it may hold foreign securities, may change on days when shareholders will not be able to purchase or sell Shares.

When calculating the NAV of a Fund’s Shares, expenses are accrued and applied daily and stocks held by the Fund are valued at their market value when reliable market quotations are readily available. Equity securities are valued primarily on the basis of market quotations reported on stock exchanges and other securities markets around the world. If an equity security is listed on a national exchange, the security is valued at the closing price or, if the closing price is not readily available, the mean of the closing bid and asked prices. Certain equity securities, debt securities and other assets are valued differently. For instance, fixed-income investments maturing in 60 days or less are valued primarily using the amortized cost method and those maturing in excess of 60 days are valued at the readily available market price, if available. Investments in non-exchange traded investment companies are valued at their NAVs. Forward foreign currency contracts and swap contracts are generally valued based on the marked-to-market value of the contract. Pricing services, approved and monitored pursuant to a policy approved by the Funds’ Board, provide market quotations based on both market prices and indicative bids.

If a market quotation is not readily available or is deemed not to reflect market value, a Fund will determine the price of the security held by the Fund based on a determination of the security’s fair value pursuant to policies and procedures approved by the Board. To the extent a Fund has holdings of tax-exempt, foreign or other securities that may trade infrequently, fair valuation may be used more frequently than for other funds.

Fair valuation may have the effect of reducing stale pricing arbitrage opportunities presented by the pricing of Fund Shares. However, when a Fund uses fair valuation to price securities, it may value those securities higher or lower than another fund would have priced the security. Also, the use of fair valuation may cause the Shares’ NAV performance to diverge from the Shares’ market price and from the performance of various benchmarks used to compare a Fund’s performance because benchmarks generally do not use fair valuation techniques. Because of the judgment involved in fair valuation decisions, there can be no assurance that the value ascribed to a particular security is accurate.

FUND WEBSITE AND DISCLOSURE OF PORTFOLIO HOLDINGS

The Trust maintains a website for the Funds at www.cambriafunds.com. Among other things, this website includes this Prospectus and the SAI, and includes the Funds’ holdings, the Funds’ last annual and semi-annual reports, pricing information about Shares trading on the Exchange, daily NAV calculations, updated performance information, a historical comparison of the trading prices to NAV, premiums and discounts, and bid/ask spreads.

Each day a Fund is open for business, the Trust publicly disseminates the Fund’s full portfolio holdings as of the close of the previous day through its website at www.cambriafunds.com. A description of the Trust’s policies and procedures with respect to the disclosure of the Funds’ portfolio holdings is available in the Funds’ SAI.

Premium/Discount Information. Information about the premiums and discounts at which the Funds’ Shares have traded is available at www.cambriafunds.com.

INVESTMENTS BY OTHER INVESTMENT COMPANIES

The Trust and the Funds are part of the Cambria family of funds and related for purposes of investor and investment services, as defined in Section 12(d)(1)(G) of the Investment Company Act.

For purposes of the Investment Company Act, Shares are issued by a registered investment company and purchases of such Shares by registered investment companies and companies relying on Section 3(c)(1) or 3(c)(7) of the Investment Company Act are subject to the restrictions set forth in Section 12(d)(1) of the Investment Company Act, except as permitted by an exemptive order of the SEC. The SEC has granted the Trust such an order to permit registered investment companies to invest in Shares of each Fund beyond the limits in Section 12(d)(1)(A), subject to certain terms and conditions, including that the registered investment company first enter into a written agreement with the Trust regarding the terms of the investment. Accordingly, registered investment companies that wish to rely on the order must first enter into such a written agreement with the Trust and should contact the Trust to do so. These funds cannot purchase or otherwise acquire Fund Shares if such fund, and any company or companies under such acquiring fund's control, immediately after such purchase or acquisition own in the aggregate (i) more than 3% of the total outstanding voting securities of the Fund, (ii) Fund Shares having an aggregate value in excess of 5% of the value of the acquiring fund's total assets, or (iii) Fund Shares and securities issued by all other investment companies (other than Treasury stock of such acquiring fund) that have an aggregate value in excess of 10% of the value of the acquiring fund's total assets.

The SEC recently adopted changes to the regulatory framework for fund of funds arrangements and, as a result, the Trust's exemptive order will be rescinded by the SEC on January 19, 2022. However, effective January 19, 2021, new Rule 12d1-4 permits other investment companies to invest in the Fund beyond the limits in Section 12(d)(1), subject to similar conditions.

The relief from Section 12(d)(1) is not available for investments in the Cambria Global Tail Risk ETF, Cambria Global Momentum ETF, Cambria Global Asset Allocation ETF and Cambria Trinity ETF, since each of these Funds operates as a "fund of funds" and/or has significant holdings in other ETFs.

DIVIDENDS, OTHER DISTRIBUTIONS AND TAXES

FUND DISTRIBUTIONS

Each Fund generally pays out dividends from its net investment income, if any, to shareholders quarterly, and distributes its net capital gains, if any, to shareholders annually. Each Fund typically earns dividends from stocks in which it invests. These amounts, net of expenses, are passed along to Fund shareholders as "income dividends." Each Fund realizes capital gains or losses whenever it sells securities. Net long-term capital gains are distributed to shareholders as "capital gain dividends."

Brokers may make available to their customers who own Shares the DTC book-entry dividend reinvestment service. To determine whether the dividend reinvestment service is available and whether there is a commission or other charge for using this service, consult your broker. Brokers may require Fund shareholders to adhere to specific procedures and timetables. If this service is available and used, dividend distributions of both income and net realized gains will be automatically reinvested in additional whole Shares of the distributing Fund purchased in the secondary market. Without this service, investors would receive their distributions in cash.

TAXES

As with any investment, you should consider how your investment in Shares of a Fund will be taxed. The tax information in this Prospectus is provided only as general information. You should consult your own tax professional about the federal, state, and local tax consequences of an investment in Shares. This summary does not apply to shares held in an individual retirement account or other tax-qualified plans, which are generally not subject to current tax. Transactions relating to shares held in such accounts may, however, be taxable at some time in the future.

Tax Status of the Funds. Each Fund has elected and intends to qualify for the special tax treatment afforded to a regulated investment company (a "RIC") under the Internal Revenue Code of 1986, as amended (the "Internal Revenue Code"). If the Funds qualify for treatment as RICs, and meet certain minimum distribution requirements, then they are generally not subject to tax at the fund level on income and gains from investments that are timely distributed to shareholders.

Certain of a Fund's investments may be subject to complex provisions of the Internal Revenue Code (including provisions relating to hedging transactions, straddles, integrated transactions, foreign currency contracts, forward foreign currency contracts, and notional principal contracts) that, among other things, may affect a Fund's ability to qualify as a RIC, affect the character of gains and losses realized by the Fund (*e.g.*, may affect whether gains or losses are ordinary or capital), accelerate recognition of income to the Fund and defer losses and, in limited cases, subject the Fund to U.S. federal income tax on income from certain of its foreign securities. To the extent a Fund invests in an Underlying Vehicle that is taxable as a RIC, the tax treatment of complex securities will also apply to such Underlying Vehicle's investments in such complex securities and instruments.

Certain Funds may invest in U.S. REITs directly or indirectly. "Qualified REIT dividends" (*i.e.*, ordinary REIT dividends other than capital gain dividends and portions of REIT dividends designated as qualified dividend income eligible for capital gain tax rates) are eligible for a 20% deduction by non-corporate taxpayers. This deduction, if allowed in full, equates to a maximum effective tax rate of 29.6% (37% top rate applied to income after 20% deduction). Distributions by a Fund to its shareholders that are attributable to qualified REIT dividends received by such Fund and which such Fund properly reports as "section 199A dividends," are treated as "qualified REIT dividends" in the hands of non-corporate shareholders. A section 199A dividend is treated as a qualified REIT dividend only if the shareholder receiving such dividend holds the dividend-paying RIC shares for at least 46 days of the 91-day period beginning 45 days before the shares become ex-dividend, and is not under an obligation to make related payments with respect to a position in substantially similar or related property. A Fund is permitted to report such part of its dividends as section 199A dividends as are eligible, but is not required to do so.

REITs in which a Fund invests often do not provide complete and final tax information to a Fund until after the time that a Fund issues a tax reporting statement. As a result, a Fund may at times find it necessary to reclassify the amount and character of its distributions to you after it issues your tax reporting statement. When such reclassification is necessary, the Fund (or your broker) will send you a corrected, final Form 1099-DIV to reflect the reclassified information. If you receive a corrected Form 1099-DIV, use the information on this corrected form, and not the information on the previously issued tax reporting statement, in completing your tax returns.

To the extent a Fund invests in foreign securities, it may be subject to foreign withholding taxes with respect to dividends or interest a Fund received from sources in foreign countries. If more than 50% of the total assets of a Fund consist of foreign securities, such Fund will be eligible to elect to treat some of those taxes as a distribution to shareholders, which would allow shareholders to offset some of their U.S. federal income tax. A Fund (or your broker) will notify you if it makes such an election and provide you with the information necessary to reflect foreign taxes paid on your income tax return.

Foreign tax credits, if any, received by a Fund as a result of an investment in another RIC (including an ETF which is taxable as a RIC) will not be passed through to you unless the Fund qualifies as a "qualified fund-of-funds" under the Internal Revenue Code. If a Fund is a "qualified fund-of-funds" it will be eligible to file an election with the Internal Revenue Service (the "IRS") that will enable the Fund to pass along these foreign tax credits to its shareholders. A Fund will be treated as a "qualified fund-of-funds" under the Internal Revenue Code if at least 50% of the value of the Fund's total assets (at the close of each quarter of the Fund's taxable year) is represented by interests in other RICs.

TAXES ON DISTRIBUTIONS

Each Fund intends to distribute each year substantially all of its net investment income and net capital gains income. Dividends and distributions are generally taxable to you whether you receive them in cash or in additional Shares. Income distributions by the Funds, including distributions of net short-term capital gains but excluding distributions of qualified dividend income, are generally taxable at ordinary income tax rates. Distributions by the Funds that qualify as "qualified dividend income" are generally taxable to non-corporate shareholders at tax rates of up to 20% (lower rates apply to individuals in lower tax brackets). In order for a distribution by a Fund to be treated as qualified dividend income, it must be attributable to dividends the Fund receives on stock of most domestic corporations and certain foreign corporations with respect to which the Fund satisfies certain holding period and other requirements and you must meet similar requirements with respect to the Fund's Shares. Distributions that a Fund receives from an ETF, an underlying fund that is taxable as a RIC or from a REIT will be treated as qualified dividend income only to the extent so reported by such ETF, underlying fund or REIT. Qualified dividend income is, in general, dividends from domestic corporations and from certain foreign corporations (*e.g.*, foreign corporations incorporated in a possession of the United States or in certain countries with a comprehensive tax treaty with the United States, or the stock of which is readily tradable on an established securities market in the United States). A Fund's investment and/or trading strategies may limit its ability to distribute dividends eligible to be treated as qualified dividend income.

Distributions of a Fund's net capital gain (which is net long-term capital gain in excess of net short-term capital loss) that are properly designated by the Fund as "capital gain dividends" will be taxable to you as long-term capital gains regardless of your holding period in a Fund's Shares and regardless of whether paid in cash or reinvested in additional Shares. For non-corporate shareholders, long-term capital gains are generally taxable at tax rates of up to 20% (lower rates apply to individuals in lower tax brackets).

U.S. individuals with income exceeding \$200,000 (\$250,000 if married and filing jointly) are subject to a 3.8% tax on all or a portion of their "net investment income," which includes interest, dividends, and certain capital gains (including certain capital gain distributions and capital gains realized on the sale of Shares). This 3.8% tax also applies to all or a portion of the undistributed net investment income of certain shareholders that are estates and trusts.

Corporate shareholders may be entitled to a dividends received deduction for the portion of dividends they receive from the Funds that are attributable to dividends received by the Funds from U.S. corporations, subject to certain limitations. A Fund's investment and/or trading strategies may limit its ability to distribute dividends eligible for the dividends received deduction.

Distributions in excess of a Fund's current and accumulated earnings and profits (as determined for U.S. federal income tax purposes) first will reduce your adjusted tax basis in your Shares and, after the adjusted basis is reduced to zero, will constitute capital gain. Such capital gain will be long-term capital gain and thus, in the case of individuals, will be taxed at a maximum rate of 20% (or less in some cases, as noted above), if the distributions are attributable to Shares held by you for more than twelve months and as short-term capital gain or loss if they have been held for twelve months or less.

Under a dividend reinvestment service, you may have the option to have all cash distributions automatically reinvested in additional Fund Shares. Any distributions reinvested under such a service will nevertheless be taxable to you. You will have an adjusted basis in the additional Shares purchased through such a reinvestment service equal to the amount of the reinvested distribution plus the amount of any fees charged for the transaction. The additional Shares will have a holding period commencing on the day following the day on which they are credited to your account.

A distribution will reduce a Fund's NAV per Share and may be taxable to you as ordinary income or capital gain even though, from an investment standpoint, the distribution may constitute a return of capital. In general, distributions are subject to federal income tax for the year when they are paid. However, certain distributions declared to shareholders of record in October, November or December and actually paid in January of the following year may be treated as paid on December 31 of the calendar year in which declared.

A Fund (or your broker) will inform you of the amount of your ordinary income dividends, qualified dividend income, and net capital gain distributions shortly after the close of each calendar year.

You may be subject to federal backup withholding tax, if you have not provided a Fund (or financial intermediaries, such as brokers, through which you own Shares) with a taxpayer identification number (for an individual, a social security number) and made other required certifications. You may also be subject to state and local taxes on distributions, sales and redemptions.

TAXES WHEN SHARES ARE SOLD

Generally, you will recognize taxable gain or loss if you sell or otherwise dispose of your Shares. Any gain arising from such a disposition generally will be treated as long-term capital gain if you held the Shares for more than twelve months or if held for twelve months or less will be classified as short-term capital gain. However, any capital loss arising from the disposition of Shares held for six months or less will be treated as long-term capital loss to the extent of the amount of long-term capital gain dividends received with respect to such Shares. For tax purposes, an exchange of Shares for shares of a different Fund is the same as a sale. In addition, all or a portion of any loss recognized upon a disposition of Shares may be disallowed under "wash sale" rules if other Shares of the same Fund are purchased (whether through reinvestment of distributions or otherwise) within 30 days before or after the disposition. If disallowed, the loss will be reflected in an adjustment to the basis of the Shares acquired.

The Funds (or their administrative agents) must report to the IRS and furnish to Fund shareholders the cost basis information for Fund Shares sold. In addition to reporting the gross proceeds from the sale of Fund Shares, the Funds (or their administrative agent) are also required to report the cost basis information for such Shares and indicate whether these Shares have a short-term or long-term holding period. For each sale of such Fund's Shares, each Fund will permit its shareholders to elect from among several IRS-accepted cost basis methods, including the average cost basis method. In the absence of an election, a Fund will use a default cost basis method which has been separately communicated to you. The cost basis method elected by a Fund shareholder (or the cost basis method applied by default) for each sale of Fund Shares may not be changed after the

settlement date of each such sale of Fund Shares. Shareholders should consult with their tax advisors to determine the best IRS-accepted cost basis method for their tax situation and to obtain more information about cost basis reporting. Shareholders also should carefully review the cost basis information provided to them and make any additional basis, holding period or other adjustments that are required when reporting these amounts on their federal income tax returns.

TAXES ON PURCHASE AND REDEMPTION OF CREATION UNITS

An Authorized Participant that exchanges equity securities for one or more Creation Units generally will recognize a gain or a loss on the exchange. The gain or loss will be equal to the difference between the market value of the Creation Unit(s) at the time of the exchange and the sum of the exchanger's aggregate basis in the securities surrendered plus (or minus) the amount of cash paid (or received) for such Creation Unit(s). A person who redeems one or more Creation Units for equity securities will generally recognize a gain or loss equal to the difference between the exchanger's basis in the Creation Unit(s) and the aggregate market value of the securities received plus (or minus) the amount of cash received (or paid) for such Creation Unit(s). The IRS, however, may assert that a loss realized that is realized by an Authorized Participant upon an exchange of securities for Creation Unit(s) may not be deducted currently under the rules governing "wash sales" (for an Authorized Participant that does not mark-to-market its holdings), or on the basis that there has been no significant change in economic position. Authorized Participants exchanging securities should consult their own tax advisor with respect to whether wash sale rules apply and when a loss might be deductible.

Each Fund may include cash when paying the redemption price for Creation Units in addition to, or in place of, the delivery of a basket of securities. A Fund may be required to sell portfolio securities in order to obtain the cash needed to distribute redemption proceeds. This may cause the Fund to recognize investment income and/or capital gains or losses that it might not have recognized if it had completely satisfied the redemption in-kind. As a result, such Fund may be less tax efficient if it includes such a cash payment than if the in-kind redemption process was used.

If you purchase or redeem Creation Units, you will be sent a confirmation statement showing how many Shares you purchased or sold and at what price.

NON-U.S. INVESTORS

If you are a nonresident alien individual or a foreign corporation, trust or estate, (i) a Fund's ordinary income dividends will generally be subject to a 30% U.S. withholding tax, unless a lower treaty rate applies but (ii) gains from the sale or other disposition of shares of a Fund generally are not subject to U.S. taxation, unless you are a nonresident alien individual who is physically present in the U.S. for 183 days or more per year. The Funds may, under certain circumstances, report all or a portion of a dividend as an "interest-related dividend" or a "short-term capital gain dividend," which would generally be exempt from this 30% U.S. withholding tax, provided certain other requirements are met. Different tax consequences may result if you are a foreign shareholder engaged in a trade or business within the United States or if you are a foreign shareholder entitled to claim the benefits of a tax treaty.

The foregoing is only a summary of certain federal income tax considerations under current law, which is subject to change in the future. Shareholders such as non-resident aliens, foreign trusts or estates, or foreign corporations or partnerships may be subject to different U.S. federal income tax treatment.

You should consult your tax adviser for further information regarding federal, state, local and/or foreign tax consequences relevant to your specific situation. More information about taxes is in the Funds' SAI.

HOUSEHOLDING POLICY

It is the policy of the Funds to mail only one copy of the prospectus, annual report, semi-annual report and proxy statements to all shareholders who share the same mailing address and share the same last name and have invested in the Fund(s) covered by the same document. You are deemed to consent to this policy unless you specifically revoke this policy and request that separate copies of such documents be mailed to you. In such case, you will begin to receive your own copies within 30 days after our receipt of the revocation. You may request that separate copies of these disclosure documents be mailed to you by writing to us at: 2321 Rosecrans Avenue, Suite 3225, El Segundo, California 90245 or calling us at: 855-ETF-INFO (383-4636) (toll free).

FINANCIAL HIGHLIGHTS

The tables that follow present the financial highlights for each Fund for the past 5 years or since inception. The tables are intended to help you understand each Fund's financial performance. Certain information reflects financial results for a single Fund share. The total returns in the table represent the rate that an investor would have earned or lost, on an investment in a Fund (assuming reinvestment of all dividends and distributions). The information has been derived from the Funds' financial statements which have been audited by Cohen & Company, Ltd., the Funds' independent registered public accounting firm, whose report, along with the Funds' financial statements, is included in the Funds' Annual Report for the fiscal year ended April 30, 2021, which is available upon request.

Cambria Shareholder Yield ETF

Financial Highlights

For a Share Outstanding Throughout the Periods Presented

	Year Ended April 30, 2021	Year Ended April 30, 2020	Year Ended April 30, 2019	Year Ended April 30, 2018	Year Ended April 30, 2017
Net Asset Value, Beginning of Year/Period	\$ 29.82	\$ 37.47	\$ 37.98	\$ 33.97	\$ 28.62
Income/(loss) from investment operations:					
Net Investment Income ^(a)	0.88	0.86	0.79	0.64	0.50
Net Realized and Unrealized Gain (Loss) on Investments	32.60	(7.66)	(0.40)	3.94	5.35
Total from Operations	33.48	(6.80)	0.39	4.58	5.85
Distributions:					
Distributions from Net Investment Income	(0.82)	(0.85)	(0.90)	(0.54)	(0.50)
Distributions from Net Realized Gains	—	—	—	(0.03)	—
Total Distributions	(0.82)	(0.85)	(0.90)	(0.57)	(0.50)
Net Asset Value, End of Year/Period	\$ 62.48	\$ 29.82	\$ 37.47	\$ 37.98	\$ 33.97
Total Return ^(b)	113.92%	(18.43)%	1.10%	13.58%	20.62%
Ratios and Supplemental Data					
Net Assets, End of Year/Period (in 000s)	\$ 278,023	\$ 61,127	\$ 112,414	\$ 142,440	\$ 125,682
Ratio of Expenses to Average Net Assets	0.59%	0.59%	0.59%	0.59%	0.59%
Ratio of Net Investment Income/(Loss) to Average Net Assets	1.95%	2.40%	2.13%	1.77%	1.63%
Portfolio Turnover ^{(b)(c)}	37%	30%	28%	16%	50%

(a) Per share data calculated using the average shares method.

(b) Returns and portfolio turnover rates are for the period indicated and have not been annualized. Returns do not reflect the deduction of taxes the shareholder would pay on fund distributions or redemptions of Fund shares.

(c) Portfolio turnover rate does not include securities received or delivered from processing creations or redemptions.

Cambria Foreign Shareholder Yield ETF

Financial Highlights

For a Share Outstanding Throughout the Periods Presented

	Year Ended April 30, 2021	Year Ended April 30, 2020	Year Ended April 30, 2019	Year Ended April 30, 2018	Year Ended April 30, 2017
Net Asset Value, Beginning of Year/Period	\$ 17.86	\$ 23.56	\$ 26.58	\$ 23.03	\$ 21.20
Income/(loss) from investment operations:					
Net Investment Income ^(a)	0.75	0.90	1.06	0.70	0.81
Net Realized and Unrealized Gain (Loss) on Investments.....	9.86	(5.60)	(2.79)	3.60	1.59
Total from Operations.....	10.61	(4.70)	(1.73)	4.30	2.40
Distributions:					
Distributions from Net Investment Income	(0.82)	(1.00)	(1.29)	(0.75)	(0.57)
Total Distributions	(0.82)	(1.00)	(1.29)	(0.75)	(0.57)
Net Asset Value, End of Year/Period	\$ 27.65	\$ 17.86	\$ 23.56	\$ 26.58	\$ 23.03
Total Return^(b)	60.72%	(20.47)%	(6.34)%	19.03%	11.93%
Ratios and Supplemental Data					
Net Assets, End of Year/Period (in 000s).....	\$ 30,416	\$ 17,862	\$ 27,095	\$ 46,511	\$ 42,605
Ratio of Expenses to Average Net Assets	0.59%	0.59%	0.59%	0.59%	0.59%
Ratio of Net Investment Income/(Loss) to Average Net Assets.....	3.29%	4.04%	4.32%	2.78%	3.80%
Portfolio Turnover^{(b)(c)}	59%	47%	53%	44%	43%

(a) Per share data calculated using the average shares method.

(b) Returns and portfolio turnover rates are for the period indicated and have not been annualized. Returns do not reflect the deduction of taxes the shareholder would pay on fund distributions or redemptions of Fund shares.

(c) Portfolio turnover rate does not include securities received or delivered from processing creations or redemptions

Cambria Global Value ETF

Financial Highlights

For a Share Outstanding Throughout the Periods Presented

	Year Ended April 30, 2021	Year Ended April 30, 2020	Year Ended April 30, 2019	Year Ended April 30, 2018	Year Ended April 30, 2017
Net Asset Value, Beginning of Year/Period	\$ 16.37	\$ 23.37	\$ 26.05	\$ 22.66	\$ 19.29
Income/(loss) from investment operations:					
Net Investment Income ^(a)	0.53	0.62	0.64	0.56	0.50
Net Realized and Unrealized Gain (Loss) on Investments.....	6.44	(6.91)	(2.33)	3.34	3.38
Total from Operations.....	6.97	(6.29)	(1.69)	3.90	3.88
Distributions:					
Distributions from Net Investment Income	(0.38)	(0.71)	(0.61)	(0.51)	(0.51)
Distributions from Net Realized Gains	—	—	(0.38)	—	—
Total Distributions	(0.38)	(0.71)	(0.99)	(0.51)	(0.51)
Net Asset Value, End of Year/Period	\$ 22.96	\$ 16.37	\$ 23.37	\$ 26.05	\$ 22.66
Total Return^(b)	43.20%	(27.71)%	(6.24)%	17.42%	20.85%
Ratios and Supplemental Data					
Net Assets, End of Year/Period (in 000s).....	\$ 122,851	\$ 96,587	\$ 158,894	\$ 210,975	\$ 112,190
Ratio of Expenses to Average Net Assets	0.66%	0.65%	0.69%	0.68%	0.68%
Ratio of Net Investment Income/(Loss) to Average Net Assets	2.75%	2.84%	2.74%	2.22%	2.48%
Portfolio Turnover^{(b)(c)}	14%	25%	20%	14%	16%

(a) Per share data calculated using the average shares method.

(b) Returns and portfolio turnover rates are for the period indicated and have not been annualized. Returns do not reflect the deduction of taxes the shareholder would pay on fund distributions or redemptions of Fund shares.

(c) Portfolio turnover rate does not include securities received or delivered from processing creations or redemptions.

Cambria Global Momentum ETF

Financial Highlights

For a Share Outstanding Throughout the Periods Presented

	Year Ended April 30, 2021	Year Ended April 30, 2020	Year Ended April 30, 2019	Year Ended April 30, 2018	Year Ended April 30, 2017
Net Asset Value, Beginning of Year/Period	\$ 23.07	\$ 25.09	\$ 27.39	\$ 24.72	\$ 22.78
Income/(loss) from investment operations:					
Net Investment Income ^(a)	0.29	0.56	0.62	0.42	0.42
Net Realized and Unrealized Gain (Loss) on Investments.....	6.69	2.02	(2.33)	2.75	1.95
Total from Operations.....	6.98	(1.46)	(1.71)	3.17	2.37
Distributions:					
Distributions from Net Investment Income	(0.30)	(0.54)	(0.59)	(0.50)	(0.40)
Return of Capital	(0.02)	(0.02)	—	—	(0.03)
Total Distributions	(0.32)	(0.56)	(0.59)	(0.50)	(0.43)
Net Asset Value, End of Year/Period	\$ 29.73	\$ 23.07	\$ 25.09	\$ 27.39	\$ 24.72
Total Return^(b)	30.49%	(6.02)%	(6.23)%	12.97%	10.52%
Ratios and Supplemental Data					
Net Assets, End of Year/Period (in 000s).....	\$ 62,434	\$ 78,449	\$ 129,199	\$ 105,457	\$ 59,328
Ratio of Expenses to Average Net Assets ^(c)	0.59%	0.59%	0.59%	0.59%	0.59%
Ratio of Net Investment Income/(Loss) to Average Net Assets ^(d)	1.13%	2.25%	2.39%	1.57%	1.78%
Portfolio Turnover^{(b)(e)}	115%	251%	204%	50%	106%

(a) Per share data calculated using the average shares method.

(b) Returns and portfolio turnover rates are for the period indicated and have not been annualized. Returns do not reflect the deduction of taxes the shareholder would pay on fund distributions or redemptions of Fund shares.

(c) Expense ratios do not include expenses of the underlying funds.

(d) Recognition of net investment income by the Fund is affected by the timing of declarations of dividends by the underlying investment companies in which the Fund invests. The ratio does not include net investment income of the underlying investment companies in which the Fund invests.

(e) Portfolio turnover rate does not include securities received or delivered from processing creations or redemptions.

Cambria Global Asset Allocation ETF

Financial Highlights

For a Share Outstanding Throughout the Periods Presented

	Year Ended April 30, 2021	Year Ended April 30, 2020	Year Ended April 30, 2019	Year Ended April 30, 2018	Year Ended April 30, 2017
Net Asset Value, Beginning of Year/Period	\$ 24.36	\$ 26.82	\$ 27.38	\$ 25.64	\$ 24.15
Income/(loss) from investment operations:					
Net Investment Income ^(a)	0.58	0.86	0.75	0.74	0.65
Net Realized and Unrealized Gain (Loss) on Investments.....	7.33	(2.36)	(0.53)	1.66	1.51
Total from Operations.....	7.91	(1.50)	0.22	2.40	2.16
Distributions:					
Distributions from Net Investment Income	(0.72)	(0.85)	(0.77)	(0.66)	(0.67)
Distributions from Net Realized Gains	—	(0.11)	(0.01)	—	—
Total Distributions	(0.72)	(0.96)	(0.78)	(0.66)	(0.67)
Net Asset Value, End of Year/Period	\$ 31.55	\$ 24.36	\$ 26.82	\$ 27.38	\$ 25.64
Total Return^(b)	33.00%	(5.87)%	0.91%	9.43%	9.08%
Ratios and Supplemental Data					
Net Assets, End of Year/Period (in 000s).....	\$ 52,061	\$ 49,930	\$ 64,368	\$ 67,073	\$ 37,182
Ratio of Expenses to Average Net Assets ^(c)	0.00%	0.00%	0.00%	0.00%	0.00%
Ratio of Net Investment Income/(Loss) to Average Net Assets ^(d)	2.07%	3.24%	2.85%	2.72%	2.62%
Portfolio Turnover^{(b)(e)}	20%	9%	2%	30%	9%

(a) Per share data calculated using the average shares method.

(b) Returns and portfolio turnover rates are for the period indicated and have not been annualized. Returns do not reflect the deduction of taxes the shareholder would pay on fund distributions or redemptions of Fund shares.

(c) Expense ratios do not include expenses of the underlying funds.

(d) Recognition of net investment income by the Fund is affected by the timing of declarations of dividends by the underlying investment companies in which the Fund invests. The ratio does not include net investment income of the underlying investment companies in which the Fund invests.

(e) Portfolio turnover rate does not include securities received or delivered from processing creations or redemptions.

Cambria Value and Momentum ETF

Financial Highlights

For a Share Outstanding Throughout the Periods Presented

	Year Ended April 30, 2021	Year Ended April 30, 2020	Year Ended April 30, 2019	Year Ended April 30, 2018	Year Ended April 30, 2017
Net Asset Value, Beginning of Year/Period	\$ 16.64	\$ 20.83	\$ 25.09	\$ 23.69	\$ 22.69
Income/(loss) from investment operations:					
Net Investment Income ^(a)	0.14	0.18	0.21	0.24	0.12
Net Realized and Unrealized Gain (Loss) on Investments.....	6.63	(4.17)	(4.23)	1.27	1.01
Total from Operations.....	6.77	(3.99)	(4.02)	1.51	1.13
Distributions:					
Distributions from Net Investment Income	(0.20)	(0.20)	(0.24)	(0.11)	(0.13)
Total Distributions	(0.20)	(0.20)	(0.24)	(0.11)	(0.13)
Net Asset Value, End of Year/Period	\$ 23.21	\$ 16.64	\$ 20.83	\$ 25.09	\$ 23.69
Total Return^(b)	41.05%	(19.32)%	(16.10)%	6.40%	4.98%
Ratios and Supplemental Data					
Net Assets, End of Year/Period (in 000s).....	\$ 18,567	\$ 10,818	\$ 19,790	\$ 32,617	\$ 8,291
Ratio of Expenses to Average Net Assets	0.61% ^(c)	0.63% ^(d)	0.64% ^(e)	0.65% ^(f)	0.66% ^(g)
Ratio of Net Investment Income/(Loss) to Average Net Assets.....	0.70%	0.92%	0.86%	1.00%	0.50%
Portfolio Turnover^{(b)(h)}	97%	76%	89%	93%	76%

(a) Per share data calculated using the average shares method.

(b) Returns and portfolio turnover rates are for the period indicated and have not been annualized. Returns do not reflect the deduction of taxes the shareholder would pay on fund distributions or redemptions of Fund shares.

(c) Includes broker expense of 0.02%.

(d) Includes broker expense of 0.04%.

(e) Includes broker expense of 0.05%.

(f) Includes broker expense of 0.06%.

(g) Includes broker expense of 0.07%.

(h) Portfolio turnover rate does not include securities received or delivered from processing creations or redemptions.

Cambria Global Tail Risk ETF

Financial Highlights

For a Share Outstanding Throughout the Periods Presented

	Year Ended April 30, 2021 ^(a)	Year Ended April 30, 2020	Year Ended April 30, 2019	Year Ended April 30, 2018	Year Ended April 30, 2017
Net Asset Value, Beginning of Year/Period	\$ 23.57	\$ 24.83	\$ 27.57	\$ 27.20	\$ 26.99
Income/(loss) from investment operations:					
Net Investment Income ^(b)	0.94	1.18	1.18	1.39	1.04
Net Realized and Unrealized Gain (Loss) on Investments.....	(0.69) ^(c)	(1.36)	(2.70)	0.64 ^(c)	0.14
Total from Operations.....	0.25	(0.18)	(1.52)	2.03	1.18
Distributions:					
Distributions from Net Investment Income	—	(0.96)	(1.09)	(1.44)	(0.93)
Distributions from Net Realized Gains	—	(0.12)	(0.13)	(0.22)	(0.04)
Return of Capital	(0.15)	—	—	—	—
Total Distributions	(0.15)	(1.08)	(1.22)	(1.66)	(0.97)
Net Asset Value, End of Year/Period	\$ 23.67	\$ 23.57	\$ 24.83	\$ 27.57	\$ 27.20
Total Return^(d)	1.03%	(1.00)%	(5.44)%	7.56%	4.51%
Ratios and Supplemental Data					
Net Assets, End of Year/Period (in 000s)	\$ 7,102	\$ 22,388	\$ 18,623	\$ 19,299	\$ 9,521
Ratio of Expenses to Average Net Assets	0.59%	0.59%	0.59%	0.59%	0.59%
Ratio of Net Investment Income/(Loss) to Average Net Assets	3.71%	4.72%	4.69%	4.97%	3.88%
Portfolio Turnover^{(d)(e)}	53%	36%	37%	25%	86%

(a) Prior to March 15, 2021, the Cambria Global Tail Risk ETF was known as the Cambria Sovereign Bond ETF.

(b) Per share data calculated using the average shares method.

(c) The amount shown for a share outstanding throughout the period does not accord with the aggregate net gains of investments for the period because of the sales and repurchases of the fund shares in relation to fluctuating market value of the investments of the fund.

(d) Returns and portfolio turnover rates are for the period indicated and have not been annualized. Returns do not reflect the deduction of taxes the shareholder would pay on fund distributions or redemptions of Fund shares.

(e) Portfolio turnover rate does not include securities received or delivered from processing creations or redemptions.

Cambria Emerging Shareholder Yield ETF

Financial Highlights

For a Share Outstanding Throughout the Periods Presented

	Year Ended April 30, 2021	Year Ended April 30, 2020	Year Ended April 30, 2019	Year Ended April 30, 2018	Period Ended April 30, 2017 ^(a)
Net Asset Value, Beginning of Year/Period	\$ 24.97	\$ 31.38	\$ 35.83	\$ 29.40	\$ 25.00
Income/(loss) from investment operations:					
Net Investment Income ^(b)	1.27	1.30	1.29	1.01	0.43
Net Realized and Unrealized Gain (Loss) on Investments.....	14.04	(6.35)	(3.58)	6.40	4.18
Total from Operations.....	15.31	(5.05)	(2.29)	7.41	4.61
Distributions:					
Distributions from Net Investment Income	(1.15)	(1.36)	(1.05)	(0.98)	(0.21)
Distributions from Net Realized Gains	—	—	(1.11)	—	—
Total Distributions	(1.15)	(1.36)	(2.16)	(0.98)	(0.21)
Net Asset Value, End of Year/Period	\$ 39.13	\$ 24.97	\$ 31.38	\$ 35.83	\$ 29.40
Total Return^(c)	63.04%	(16.89)%	(5.80)%	25.75%	18.57%
Ratios and Supplemental Data					
Net Assets, End of Year/Period (in 000s).....	\$ 62,614	\$ 28,713	\$ 20,395	\$ 30,458	\$ 11,759
Ratio of Expenses to Average Net Assets	0.65%	0.69%	0.66%	0.65%	0.69% ^(d)
Ratio of Net Investment Income/(Loss) to Average Net Assets	4.00%	4.38%	4.09%	2.99%	2.00% ^(d)
Portfolio Turnover^(e)	29%	81%	115%	26%	33%

(a) Inception date July 13, 2016.

(b) Per share data calculated using the average shares method.

(c) Returns and portfolio turnover rates are for the period indicated and have not been annualized. Returns do not reflect the deduction of taxes the shareholder would pay on fund distributions or redemptions of Fund shares.

(d) Annualized.

(e) Portfolio turnover rate does not include securities received or delivered from processing creations or redemptions.

Cambria Tail Risk ETF

Financial Highlights

For a Share Outstanding Throughout the Periods Presented

	Year Ended April 30, 2021	Year Ended April 30, 2020	Year Ended April 30, 2019	Year Ended April 30, 2018	Period Ended April 30, 2017 ^(a)
Net Asset Value, Beginning of Year/Period	\$ 22.65	\$ 19.87	\$ 21.58	\$ 24.74	\$ 25.00
Income/(loss) from investment operations:					
Net Investment Income ^(b)	0.04	0.27	0.39	0.38	0.02 ^(a)
Net Realized and Unrealized Gain (Loss) on Investments.....	(3.92)	2.77	(1.73)	(3.27)	(0.28)
Total from Operations.....	(3.88)	3.04	(1.34)	(2.89)	(0.26)
Distributions:					
Distributions from Net Investment Income	(0.03)	(0.26)	(0.37)	(0.27)	—
Total Distributions	(0.03)	(0.26)	(0.37)	(0.27)	—
Net Asset Value, End of Year/Period	\$ 18.74	\$ 22.65	\$ 19.87	\$ 21.58	\$ 24.74
Total Return^(c)	(17.13)%	15.47%	(6.31)%	(11.74)%	(1.04)%
Ratios and Supplemental Data					
Net Assets, End of Year/Period (in 000s).....	\$ 281,995	\$ 132,488	\$ 37,745	\$ 22,658	\$ 2,474
Ratio of Expenses to Average Net Assets	0.59%	0.59%	0.59%	0.59%	0.59% ^(d)
Ratio of Net Investment Income/(Loss) to Average Net Assets.....	0.18%	1.31%	1.89%	1.66%	1.38% ^(d)
Portfolio Turnover^(e)	155%	19%	56%	56%	0%

(a) Inception date April 5, 2017.

(b) Per share data calculated using the average shares method.

(c) Returns and portfolio turnover rates are for the period indicated and have not been annualized. Returns do not reflect the deduction of taxes the shareholder would pay on fund distributions or redemptions of Fund shares.

(d) Annualized.

(e) Portfolio turnover rate does not include securities received or delivered from processing creations or redemptions.

Cambria Trinity ETF

Financial Highlights

For a Share Outstanding Throughout the Periods Presented

	Year Ended April 30, 2021	Year Ended April 30, 2020	Period Ended April 30, 2019 ^(a)
Net Asset Value, Beginning of Year/Period	\$ 21.32	\$ 24.22	\$ 25.00
Income/(loss) from investment operations:			
Net Investment Income ^(b)	0.42	0.65	0.39
Net Realized and Unrealized Gain (Loss) on Investments	6.07	(2.91)	(0.83)
Total from Operations	6.49	(2.26)	(0.44)
Distributions:			
Distributions from Net Investment Income	(0.45)	(0.62)	(0.34)
Distributions from Net Realized Gains	—	(0.02)	—
Total Distributions	(0.45)	(0.64)	(0.34)
Net Asset Value, End of Year/Period	\$ 27.36	\$ 21.32	\$ 24.22
Total Return^(c)	30.81%	(9.57)%	(1.71)%
Ratios and Supplemental Data			
Net Assets, End of Year/Period (in 000s)	\$ 43,778	\$ 37,309	\$ 30,280
Ratio of Expenses to Average Net Assets ^(d)	0.00%	0.00%	0.00% ^(e)
Ratio of Net Investment Income/(Loss) to Average Net Assets ^(f)	1.77%	2.74%	2.55% ^(e)
Portfolio Turnover^{(c)(g)}	50%	88%	0%

(a) Inception date September 7, 2018.

(b) Per share data calculated using the average shares method.

(c) Returns and portfolio turnover rates are for the period indicated and have not been annualized. Returns do not reflect the deduction of taxes the shareholder would pay on fund distributions or redemptions of Fund shares.

(d) Expense ratios do not include expenses of the underlying funds.

(e) Annualized.

(f) Recognition of net investment income by the Fund is affected by the timing of declarations of dividends by the underlying investment companies in which the Fund invests. The ratio does not include net investment income of the underlying investment companies in which the Fund invests.

(g) Portfolio turnover rate does not include securities received or delivered from processing creations or redemptions.

Cambria Cannabis ETF

Financial Highlights

For a Share Outstanding Throughout the Periods Presented

	Year Ended April 30, 2021	Period Ended April 30, 2020 ^(a)
Net Asset Value, Beginning of Year/Period	\$ 11.30	\$ 25.00
Income/(loss) from investment operations:		
Net Investment Income ^(b)	0.47	0.70
Net Realized and Unrealized Gain (Loss) on Investments	7.63	(13.87)
Total from Operations	8.10	(13.17)
Distributions:		
Distributions from Net Investment Income	(0.54)	(0.52)
Distributions from Net Realized Gains	—	(0.01)
Total Distributions	(0.54)	(0.53)
Net Asset Value, End of Year/Period	\$ 18.86	\$ 11.30
Total Return^(c)	73.84%	(53.04)%
Ratios and Supplemental Data		
Net Assets, End of Year/Period (in 000s)	\$ 38,671	\$ 9,038
Ratio of Expenses to Average Net Assets Including Waivers	0.42%	0.42% ^(d)
Ratio of Expenses to Average Net Assets Excluding Waivers	0.59%	0.59% ^(d)
Ratio of Net Investment Income/(Loss) to Average Net Assets	2.94%	6.20% ^(d)
Portfolio Turnover^{(c)(e)}	8%	4%

(a) Inception date July 24, 2019

(b) Per share data calculated using the average shares method.

(c) Returns and portfolio turnover rates are for the period indicated and have not been annualized. Returns do not reflect the deduction of taxes the shareholder would pay on fund distributions or redemptions of Fund shares.

(d) Annualized.

(e) Portfolio turnover rate does not include securities received or delivered from processing creations or redemptions.

Cambria Global Real Estate ETF

Financial Highlights

For a Share Outstanding Throughout the Periods Presented

	Period Ended April 30, 2021 ^(a)
Net Asset Value, Beginning of Year/Period	\$ 25.00
Income/(loss) from investment operations:	
Net Investment Income ^(b)	0.56
Net Realized and Unrealized Gain on Investments	6.51
Total from Operations.....	7.07
Distributions:	
Distributions from Net Investment Income	(0.41)
Total Distributions	(0.41)
Net Asset Value, End of Year/Period	\$ 31.66
Total Return^(c)	28.40%
Ratios and Supplemental Data	
Net Assets, End of Year/Period (in 000s)	\$ 14,245
Ratio of Expenses to Average Net Assets	0.59% ^(d)
Ratio of Net Investment Income/(Loss) to Average Net Assets.....	3.19% ^(d)
Portfolio Turnover^{(c)(e)}	51%

(a) Inception date September 23, 2020.

(b) Per share data calculated using the average shares method.

(c) Returns and portfolio turnover rates are for the period indicated and have not been annualized. Returns do not reflect the deduction of taxes the shareholder would pay on fund distributions or redemptions of Fund shares.

(d) Annualized.

(e) Portfolio turnover rate does not include securities received or delivered from processing creations or redemptions.

If you would like more information about the Funds and the Trust, the following documents are available free, upon request:

ANNUAL/SEMI-ANNUAL REPORTS TO SHAREHOLDERS

Additional information about the Funds' investments is available in their annual and semi-annual reports to shareholders. The annual report explains the market conditions and investment strategies that significantly affected each Fund's performance during its last fiscal year.

STATEMENT OF ADDITIONAL INFORMATION

An SAI dated September 1, 2021, which contains more details about the Funds, is incorporated by reference in its entirety into this Prospectus, which means that it is legally part of this Prospectus.

To receive a free copy of the latest annual or semi-annual report, when available, or the SAI, or to request additional information about the Funds, please contact us as follows:

Call: 855-ETF-INFO (383-4636) (toll free)

Write: 2321 Rosecrans Avenue, Suite 3225
El Segundo, CA 90245

Visit: www.cambriafunds.com

INFORMATION PROVIDED BY THE SECURITIES AND EXCHANGE COMMISSION

Additional information about the Funds filed with the SEC, including their shareholder reports and the SAI, is available (or will be available) on the EDGAR database on the SEC's internet site (<http://www.sec.gov>). You can also request copies of these materials, upon payment of a duplicating fee, by electronic request at the SEC's e-mail address (publicinfo@sec.gov).

Investment Company Act File No. 811-22704.