

IBMK

iShares® iBonds® Dec 2022 Term Muni Bond ETF

Fact Sheet as of 09/30/2021

iShares®
by **BLACKROCK®**

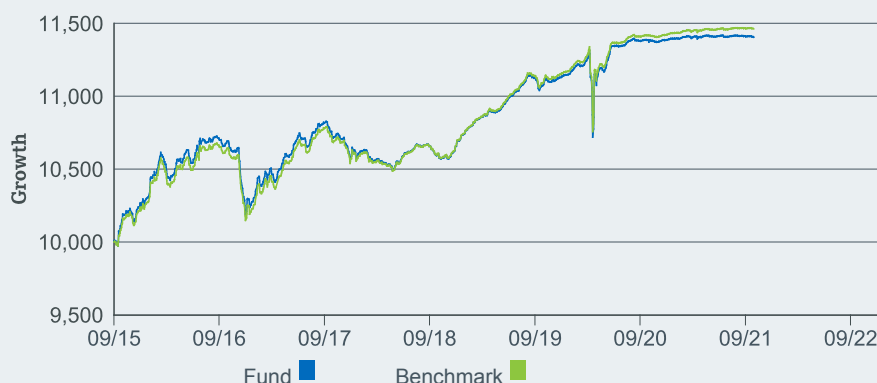
The iShares® iBonds® Dec 2022 AMT-Free Muni Bond ETF (the "Fund") seeks to track the investment results of an index composed of investment-grade U.S. municipal bonds maturing after December 31, 2021 and before December 2, 2022.

This Fund is covered by U.S. Patent Nos. 8,438,100 and 8,655,770.

WHY IBMK?

- 1 Exposure to investment grade municipal bonds that mature in 2022
- 2 Combine the defined maturity and regular income distribution characteristics of a bond with the transparency and tradability of a stock
- 3 Use to seek tax-exempt income, build a bond ladder, and manage interest rate risk

GROWTH OF 10,000 USD SINCE INCEPTION



The Growth of \$10,000 chart reflects a hypothetical \$10,000 investment and assumes reinvestment of dividends and capital gains. Fund expenses, including management fees and other expenses were deducted.

PERFORMANCE

	1 Year	3 Year	5 Year	10 Year	Since Inception
NAV	0.13%	2.46%	1.30%	N/A	2.18%
Market Price	0.02%	2.46%	1.29%	N/A	2.19%
Benchmark	0.38%	2.62%	1.49%	N/A	2.27%

The performance quoted represents past performance and does not guarantee future results. Investment return and principal value of an investment will fluctuate so that an investor's shares, when sold or redeemed, may be worth more or less than the original cost. Current performance may be lower or higher than the performance quoted. Performance data current to the most recent month end may be obtained by visiting www.iShares.com or www.blackrock.com.

Beginning 8/10/20, the market price returns are calculated using the closing price.

Prior to 8/10/20, the market price returns were calculated using the midpoint of the bid/ask spread at 4:00 PM ET. The returns shown do not represent the returns you would receive if you traded shares at other times.

KEY FACTS

Fund Launch Date	09/01/2015
Net Expense Ratio	0.18%
Benchmark	S&P AMT-Free Municipal Series Dec 2022 Index
30 Day SEC Yield	-0.02%
Number of Holdings	1,564
Net Assets	\$379,481,762

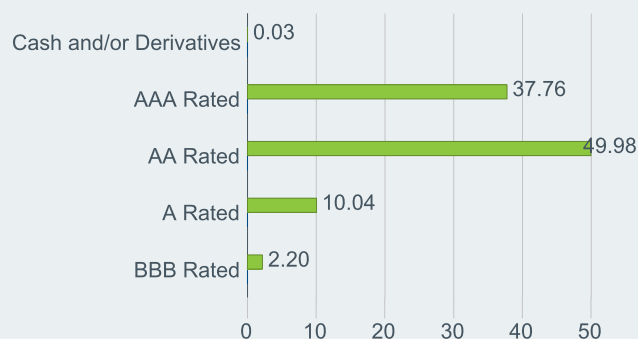
Ticker	IBMK
CUSIP	46435G755
Exchange	NYSE Arca

TOP HOLDINGS (%)

GUILFORD CNTY N C	0.93
WISCONSIN ST TRANSN REV	0.77
NEW JERSEY ST TPK AUTH	
TPK REV	0.76
HONOLULU HAWAII CITY & CNTY	0.57
METROPOLITAN ATLANTA	
RAPID TRA	0.56
WISCONSIN ST TRANSN REV	0.55
MARYLAND ST	0.53
SOUTH-WESTERN CITY SCH	
DIST OH	0.50
WASHINGTON ST	0.48
NEW YORK ST URBAN DEV	
CORP REV	0.42
	6.07

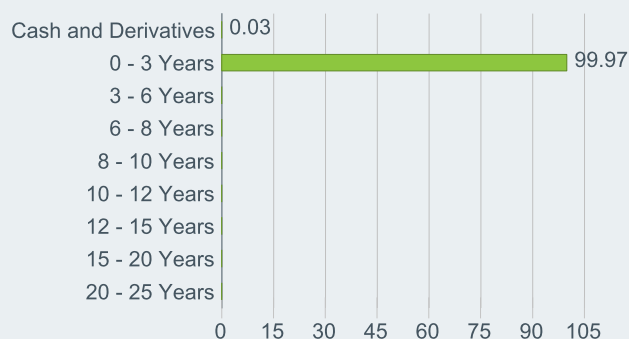
Holdings are subject to change.

CREDIT RATINGS BREAKDOWN (%)



Credit quality ratings on underlying securities of the fund are received from S&P, Moody's and Fitch and converted to the equivalent S&P major rating category. This breakdown is provided by BlackRock and takes the median rating of the three agencies when all three agencies rate a security, the lower of the two ratings if only two agencies rate a security, and one rating if that is all that is provided. Unrated securities do not necessarily indicate low quality. Below investment-grade is represented by a rating of BB and below. Ratings and portfolio credit quality may change over time.

MATURITY BREAKDOWN (%)



FEES AND EXPENSES BREAKDOWN

Expense Ratio	0.18%
Management Fee	0.18%
Acquired Fund Fees and Expenses	0.00%
Foreign Taxes and Other Expenses	0.00%

FUND CHARACTERISTICS

Weighted Average Maturity	0.80 yrs
Standard Deviation (3yrs)	1.44%
Effective Duration	0.78

Want to learn more?

www.iShares.com



www.blackrockblog.com



@iShares

Carefully consider the Fund's investment objectives, risk factors, and charges and expenses before investing. This and other information can be found in the Fund's prospectus, and if available, summary prospectus, which may be obtained by calling 1-800-iShares (1-800-474-2737) or by visiting www.iShares.com or www.blackrock.com. Read the prospectus carefully before investing.

Investing involves risk, including possible loss of principal.

Fixed income risks include interest-rate and credit risk. Typically, when interest rates rise, there is a corresponding decline in bond values. Credit risk refers to the possibility that the bond issuer will not be able to make principal and interest payments.

There may be less information on the financial condition of municipal issuers than for public corporations. The market for municipal bonds may be less liquid than for taxable bonds. Some investors may be subject to federal or state income taxes or the Alternative Minimum Tax (AMT). Capital gains distributions, if any, are taxable. Funds that concentrate investments in specific industries, sectors, markets or asset classes may underperform or be more volatile than other industries, sectors, markets or asset classes and than the general securities market. The iShares® iBonds® Muni ETFs ("Funds") will terminate in September or December of the year in the Fund's name. An investment in the Fund(s) is not guaranteed, and an investor may experience losses, including near or at the termination date. In the final months of the Fund's operation, as the bonds it holds mature, its portfolio will transition to cash and cash-like instruments. Performance shown reflects fee waivers and/or expense reimbursements by the investment advisor to the fund for some or all of the periods shown. Performance would have been lower without such waivers.

Following the Fund's termination date, the Fund will distribute substantially all of its net assets, after deduction of any liabilities, to then-current investors without further notice and will no longer be listed or traded. The Funds' distributions and liquidation proceeds are not predictable at the time of investment and the Funds do not seek to return any predetermined amount. The rate of Fund distribution payments may adversely affect the tax characterization of an investor's returns from an investment in the Fund relative to a direct investment in bonds. If the amount an investor receives as liquidation proceeds upon the Fund's termination is higher or lower than the investor's cost basis, the investor may experience a gain or loss for tax purposes.

Diversification may not protect against market risk or loss of principal. Shares of ETFs are bought and sold at market price (not NAV) and are not individually redeemed from the fund. Any applicable brokerage commissions will reduce returns.

Index returns are for illustrative purposes only. Index performance returns do not reflect any management fees, transaction costs or expenses. Indexes are unmanaged and one cannot invest directly in an index. Past performance does not guarantee future results.

"Acquired Fund Fees and Expenses" reflect the Fund's pro rata share of the indirect fees and expenses incurred by investing in one or more acquired funds, such as mutual funds, business development companies, or other pooled investment vehicles. AFEE are reflected in the prices of the acquired funds and thus included in the total returns of the Fund.

The iShares Funds are distributed by BlackRock Investments, LLC (together with its affiliates, "BlackRock").

The iShares Funds are not sponsored, endorsed, issued, sold or promoted by S&P Dow Jones Indices LLC, nor does this company make any representation regarding the advisability of investing in the Funds. BlackRock is not affiliated with S&P Dow Jones Indices LLC.

© 2021 BlackRock. All rights reserved. **iSHARES**, **iBONDS** and **BLACKROCK** are registered trademarks of BlackRock Inc, or its subsidiaries. All other marks are the property of their respective owners.

FOR MORE INFORMATION, VISIT WWW.ISHARES.COM OR CALL 1-800 ISHARES (1-800-474-2737)

iS-IBMK-F0921

Not FDIC Insured - No Bank Guarantee - May Lose Value

501848

BLACKROCK®

Want to learn more?

www.iShares.com



www.blackrockblog.com



@iShares

Carefully consider the Fund's investment objectives, risk factors, and charges and expenses before investing. This and other information can be found in the Fund's prospectus, and if available, summary prospectus, which may be obtained by calling 1-800-iShares (1-800-474-2737) or by visiting www.iShares.com or www.blackrock.com. Read the prospectus carefully before investing.

Investing involves risk, including possible loss of principal.

Fixed income risks include interest-rate and credit risk. Typically, when interest rates rise, there is a corresponding decline in bond values. Credit risk refers to the possibility that the bond issuer will not be able to make principal and interest payments.

There may be less information on the financial condition of municipal issuers than for public corporations. The market for municipal bonds may be less liquid than for taxable bonds. Some investors may be subject to federal or state income taxes or the Alternative Minimum Tax (AMT). Capital gains distributions, if any, are taxable. Funds that concentrate investments in specific industries, sectors, markets or asset classes may underperform or be more volatile than other industries, sectors, markets or asset classes and than the general securities market. The iShares® iBonds® Muni ETFs ("Funds") will terminate in September or December of the year in the Fund's name. An investment in the Fund(s) is not guaranteed, and an investor may experience losses, including near or at the termination date. In the final months of the Fund's operation, as the bonds it holds mature, its portfolio will transition to cash and cash-like instruments. Performance shown reflects fee waivers and/or expense reimbursements by the investment advisor to the fund for some or all of the periods shown. Performance would have been lower without such waivers.

Following the Fund's termination date, the Fund will distribute substantially all of its net assets, after deduction of any liabilities, to then-current investors without further notice and will no longer be listed or traded. The Funds' distributions and liquidation proceeds are not predictable at the time of investment and the Funds do not seek to return any predetermined amount. The rate of Fund distribution payments may adversely affect the tax characterization of an investor's returns from an investment in the Fund relative to a direct investment in bonds. If the amount an investor receives as liquidation proceeds upon the Fund's termination is higher or lower than the investor's cost basis, the investor may experience a gain or loss for tax purposes.

Diversification may not protect against market risk or loss of principal. Shares of ETFs are bought and sold at market price (not NAV) and are not individually redeemed from the fund. Any applicable brokerage commissions will reduce returns.

Index returns are for illustrative purposes only. Index performance returns do not reflect any management fees, transaction costs or expenses. Indexes are unmanaged and one cannot invest directly in an index. Past performance does not guarantee future results.

"Acquired Fund Fees and Expenses" reflect the Fund's pro rata share of the indirect fees and expenses incurred by investing in one or more acquired funds, such as mutual funds, business development companies, or other pooled investment vehicles. AFEE are reflected in the prices of the acquired funds and thus included in the total returns of the Fund.

The iShares Funds are distributed by BlackRock Investments, LLC (together with its affiliates, "BlackRock").

The iShares Funds are not sponsored, endorsed, issued, sold or promoted by S&P Dow Jones Indices LLC, nor does this company make any representation regarding the advisability of investing in the Funds. BlackRock is not affiliated with S&P Dow Jones Indices LLC.

© 2021 BlackRock. All rights reserved. **iSHARES**, **iBONDS** and **BLACKROCK** are registered trademarks of BlackRock Inc, or its subsidiaries. All other marks are the property of their respective owners.

FOR MORE INFORMATION, VISIT WWW.ISHARES.COM OR CALL 1-800 ISHARES (1-800-474-2737)

iS-IBMK-F0921

Not FDIC Insured - No Bank Guarantee - May Lose Value

501848

BLACKROCK®

GLOSSARY

Weighted Average Maturity is the length of time until the average security in the fund will mature or be redeemed by its issuer. It indicates a fixed income fund's sensitivity to interest rate changes. Longer average weighted maturity implies greater volatility in response to interest rate changes.

Effective Duration is a measure of the potential responsiveness of a bond or portfolio price to small parallel shifts in interest rates. Effective Duration takes into account the possible changes in expected bond cash flows due to small parallel shifts in interest rates.