

Healthcare & Life Sciences Fund

Fact Sheet

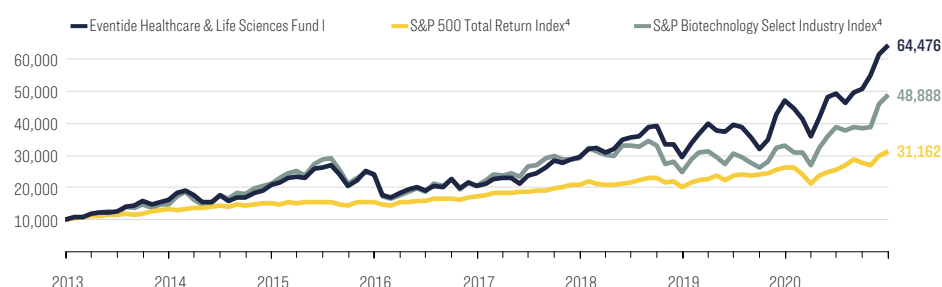
December 31, 2020

Class I: ETIH X | Class A: ETAH X | Class C: ETCH X | Class N: ETNH X

The Eventide Healthcare & Life Sciences Fund seeks to provide long-term capital appreciation by investing in securities of healthcare and life sciences companies. The Fund invests in companies that we believe demonstrate values and business practices that are ethical, sustainable, and provide an attractive investment opportunity. The Fund also invests in securities with significant near-term appreciation potential. Under normal market conditions, the Fund will invest at least 80 percent of its net assets in equity and equity-related securities of companies in the healthcare and life sciences sectors.

Growth of \$10,000^{2,3}

8 Jul 2008–31 Dec 2020



Trailing Returns³ (%)

31 Dec 2020

	YTD	3-mos	1-year	3-year ⁵	5-year ⁵	10-year	Since Inception ⁵	Inception Date ⁵
Eventide Healthcare & Life Sciences Fund								
Class I	37.04	27.42	37.04	29.50	21.61	—	26.19	12/27/2012
Class A without load	36.69	27.32	36.69	29.15	21.28	—	25.86	12/27/2012
Class A with 5.75% load	28.84	20.00	28.84	26.63	19.85	—	24.93	12/27/2012
Class C	35.67	27.11	35.67	28.21	20.38	—	24.93	12/27/2012
Class N	36.76	27.35	36.76	29.24	21.37	—	25.95	12/27/2012
Benchmarks								
S&P 500 Total Return Index ⁴	18.40	12.15	18.40	14.18	15.22	—	15.24	12/27/2012
S&P Biotechnology Select Industry Index ⁴	48.10	26.49	48.10	18.55	15.13	—	21.91	12/27/2012

Annual Returns^{2,3} (%)

2013–2020

	2013	2014	2015	2016	2017	2018	2019	2020
Eventide Healthcare & Life Sciences Fund I	62.31	29.30	15.17	-16.03	45.83	-0.15	58.74	37.04
S&P 500 Total Return Index ⁴	32.39	13.69	1.38	11.96	21.83	-4.38	31.49	18.40
S&P Biotechnology Select Industry Index ⁴	48.20	43.24	13.09	-15.61	43.85	-14.99	32.34	48.10

Performance is historical and does not guarantee future results. Investment return and principal value will fluctuate with changing market conditions so that when redeemed, shares may be worth more or less than their original cost. Current performance may be lower or higher than the data quoted. Investors cannot directly invest in an index, and unmanaged index returns do not reflect any fees, expenses, or sales charges. The volatility of an index may be materially different than that of the Fund, and investors should not expect the Fund to achieve the same results as a listed index. Performance data current to the most recent month-end may be obtained by calling 1-877-771-EVEN (3836).

1. Does not include cash/money market funds/equivalents. Based on percentage of net assets. Holdings can change at any time, are subject to risks discussed in the Fund's prospectus, and should not be considered investment advice.

2. Compares the Eventide Healthcare & Life Sciences Fund Class I's performance to index performance over the periods shown. Performance will differ for other fund classes, based upon fees and commissions. Prior to Q4 2020, Class N shares were displayed. The Growth of \$10,000 chart uses the Fund's inception date of 12/27/2012 for the indices.

3. The returns shown do not reflect the deduction of taxes that a shareholder would pay on fund distributions or on the redemption of fund shares.

Because of ongoing market volatility, fund performance may be subject to substantial short-term changes.

4. The S&P 500 is an index created by Standard & Poor's of American stocks with the largest market capitalization. The S&P Biotechnology Select Industry Index represents the biotechnology sub-industry portion of the S&P Total Markets Index.

5. Performance figures for periods greater than 1 year are annualized. Annualized since inception figures use an inception date of 12/27/2012.

TOP HOLDINGS¹

Praxis Precision Medicines Inc (4.49%) Therapies for neuropsychiatric and epilepsy diseases

Biohaven Pharma Holding Co Ltd (4.47%) Drugs for neurological and neuropsychiatric diseases

Ascendis Pharma A/S (4.23%) Rare-disease focused biopharmaceuticals

Exact Sciences Corp (4.11%) Non-invasive molecular screening for colorectal cancer

Karuna Therapeutics Inc (4.04%) Novel therapies for disabling neuropsychiatric disorders and pain

Sarepta Therapeutics Inc (3.87%) Precision genetic medicines for rare neuromuscular diseases

Turning Point Therapeutics Inc (3.13%) Next generation precision cancer therapies

Trillium Therapeutics Inc (3.10%) Immunology therapies for treating cancer

Blueprint Medicines Corp (2.29%) Kinase therapies for genomically defined diseases

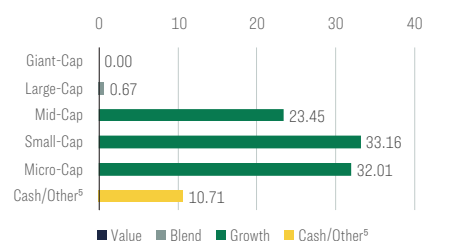
Sutro Biopharma Inc (2.27%) Multi-specific antibody-based cancer therapeutics

OVERVIEW

Fund	Nasdaq	Maximum Sales Charge	Management Fees	Other Expenses ¹	12b-1 Fees	AFFE ²	Total Expenses	Inception Date
Class I	ETHX	None	1.10%	0.20%	0.00%	0.01%	1.31%	12/27/2012
Class A	ETAHX	Front-End ³ : 5.75%	1.10%	0.20%	0.25%	0.01%	1.56%	12/27/2012
Class C	ETCHX	None ³	1.10%	0.20%	1.00%	0.01%	2.31%	12/27/2012
Class N	ETNHX	None	1.10%	0.20%	0.20%	0.01%	1.51%	12/27/2012

Minimum Investment: \$100,000 (Class I), \$1,000 or \$100 with Automatic Investment Plan (Class A, C, N)

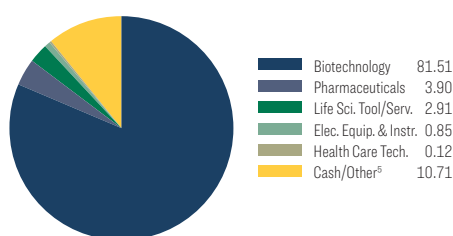
Net Assets: \$2.27 billion

Portfolio Composition⁴ (%) 31 Dec 2020

Equity market capitalization: \$58 average, \$2.1B median

Number of holdings: 74

Annual turnover range⁶: 33%–53% (2018–2020)

Industry Allocation⁷ (%) 31 Dec 2020Market Risk⁸

	Std. Dev.		Beta		Alpha (%)		R-Squared (%)	
	3-year	Inception ⁹	3-year	Inception ⁹	3-year	Inception ⁹	3-year	Inception ⁹
Eventide Healthcare & Life Sciences I	30.83	28.54	1.13	1.22	13.83	9.22	47.61	34.37
S&P 500 Total Return Index	18.79	13.64	1.00	1.00	—	—	100.00	100.00
S&P Biotechnology Select Industry Index	30.10	30.65	1.26	1.38	2.85	4.00	62.09	37.92

1. Refer to the Fund's SAI for definition of Other Expenses.

2. Acquired Fund Fees and Expenses, the indirect costs of investing in other investment companies.

3. Class A and Class C are also subject to a maximum deferred sales charge of 1.00%. This and other expenses that apply to a continued investment in the Fund are described in the Fund's prospectus.

4. Market cap definitions are based on those used by Morningstar, where Giant-Cap are those companies that account for the top 40% of capitalization, Large-Cap is the next 30%, Mid-Cap is the next 20%, Small-Cap is the next 7%, and Micro-Cap is the last 3%. Eventide applies Morningstar's U.S. style zone to evaluate securities. Value is defined as having a current earnings yield greater than 10%. Growth is defined as having a current earnings yield less than 5%. Blend is defined as a current earnings yield between 5% and 10%.

5. Includes cash, cash equivalents, money market funds, impact bonds and options. Impact bonds fund business models that strive to have significant social or environmental effects.

6. The range shows the highest and lowest turnover ratio reported in the Annual Report during the last three fiscal years, ending 6/30/2020. Portfolio turnover is the percentage of the portfolio that was bought or sold (lesser) during a fiscal year. A higher portfolio turnover may indicate higher transaction costs for the Fund, and may result in higher taxes for investors.

7. Allocation percentages are subject to change at any time, and should not be considered investment advice.

8. Source: © Morningstar, Inc. (2021). All rights reserved. The information contained herein: (1) is proprietary to Morningstar and/or its content providers; (2) may not be copied or distributed; and (3) is not warranted to be accurate, complete or timely. Neither Morningstar nor its content providers are responsible for any damages or losses arising from any use of this information. The performance and risk factor comparisons are against the S&P 500 Total Return Index. Prior to Q4 2020, Class N shares were displayed. Alpha is a measure of performance on a risk-adjusted basis. It takes the volatility (price risk) of a fund and compares its risk-adjusted performance to the Index. Any excess return of a fund relative to the return of the Index is a fund's alpha. Beta is a measure of the volatility of a fund relative to the Index. A beta greater than 1 is more volatile than the Index. R-Squared is a measure of how a fund's performance correlates with the Index's performance and it can help assess how likely it is that beta is statistically significant. Standard Deviation of return measures the amount of variation in historical performance from period to period.

9. Annualized since inception figures use an inception date of 1/1/2013 and not the actual inception date of 12/27/2012 as only full month data is used in Market Risk calculations.

MANAGER



Dr. Finny Kuruvilla has a unique background in healthcare, statistics, and investing. He holds an MD from Harvard Medical School, a PhD in Chemistry and Chemical Biology from Harvard University, a master's degree in Electrical Engineering and Computer Science from MIT, and a bachelor's degree from Caltech in Chemistry. He completed his residency and fellowship at the Brigham & Women's Hospital and Children's Hospital Boston where he cared for adult and pediatric patients suffering from a variety of hematologic, oncologic, and autoimmune disorders. Subsequently, he was a research fellow at MIT where he designed and implemented statistical algorithms involving logistic regression and pseudo-Bayesian expectation maximization. As an avid proponent of values-based investing, Dr. Kuruvilla has developed standards for selecting ethical companies throughout the investment process.

Eventide Asset Management, LLC

One International Place, Suite 4210

Boston, MA 02110

877-771-EVEN (3836)

WWW.EVENTIDEFUNDS.COM

Mutual funds involve risk including the possible loss of principal. Past performance does not guarantee future results. The Fund's ethical values screening criteria could cause it to under-perform similar funds that do not have such screening criteria. The Fund can invest in smaller-sized companies which may experience higher failure rates than larger companies and normally have a lower trading volume than larger companies. The Fund can have risk associated with the biotechnology and pharmaceutical industry in which these companies may be heavily dependent on clinical trials with uncertain outcomes and decisions made by the U.S. Food and Drug Administration. The Fund can have risk related to option investing. There are special risks associated with investments

in foreign companies including exposure to currency fluctuations, less efficient trading markets, political instability and differing auditing and legal standards. The Fund can invest in private companies. Private investments include various risks including but not limited to lack of liquidity, capital commitment risk, and valuation risk. Private companies may not be financially profitable and have uncertain futures, subjecting them to additional risks.

Investors should consider a fund's investment objectives, risks, charges and expenses carefully before investing or sending money. This and other important information can be found in the prospectus, which can be obtained at <https://www.eventidefunds.com/prospectus> or by calling 1-877-771-EVEN (3836). Please read the prospectus carefully before investing. Eventide Mutual Funds are distributed by Northern Lights Distributors, LLC, Member FINRA/SIPC, which is not affiliated with Eventide Asset Management, LLC.