

Supplement to Prospectus dated 07/26/2021

**SUPPLEMENT TO THE
PROSPECTUSES, SUMMARY PROSPECTUSES AND STATEMENT OF ADDITIONAL
INFORMATION
OF
WELLS FARGO ALTERNATIVE FUNDS
WELLS FARGO COREBUILDER SHARES
WELLS FARGO FIXED INCOME FUNDS
WELLS FARGO INTERNATIONAL AND GLOBAL EQUITY FUNDS
WELLS FARGO MONEY MARKET FUNDS
WELLS FARGO MULTI-ASSET FUNDS
WELLS FARGO MUNICIPAL FIXED INCOME FUNDS
WELLS FARGO SPECIALTY FUNDS
WELLS FARGO TARGET DATE RETIREMENT FUNDS
WELLS FARGO U.S. EQUITY FUNDS
WELLS FARGO VARIABLE TRUST FUNDS
(Each a "Fund", together the "Funds")**

At a meeting held July 15, 2021, the Board of Trustees of the Wells Fargo Funds approved a change in the Funds' names to remove "Wells Fargo" from each Fund's name and replace with "Allspring". The change is expected to go into effect on Oct. 11, 2021.

Wells Fargo Asset Management (WFAM) today announced that it will be changing its company name to Allspring Global Investments upon the closing of the previously announced sale transaction of WFAM by Wells Fargo & Company to GTCR LLC and Reverence Capital Partners, L.P. The new corporate name is expected to go into effect on the closing date of the transaction, which is anticipated to occur in the second half of 2021, subject to customary closing conditions.

Following the closing of the transaction, Wells Fargo Funds Management, LLC, the Fund's Investment Manager, Wells Capital Management Incorporated and Wells Fargo Asset Management (International) Limited, each Sub-advisors to certain Funds, and Wells Fargo Funds Distributor, LLC, the Funds' principal underwriter, will each migrate to Allspring.

July 26, 2021

SFR071/P401SP

Supplement to Prospectus dated 06/07/2021

**SUPPLEMENT TO THE PROSPECTUSES
OF
WELLS FARGO ALTERNATIVE FUNDS
WELLS FARGO COREBUILDER SHARES
WELLS FARGO FIXED INCOME FUNDS
WELLS FARGO INTERNATIONAL AND GLOBAL EQUITY FUNDS
WELLS FARGO MONEY MARKET FUNDS
WELLS FARGO MULTI-ASSET FUNDS
WELLS FARGO MUNICIPAL FIXED INCOME FUNDS
WELLS FARGO SPECIALTY FUNDS
WELLS FARGO TARGET DATE RETIREMENT FUNDS
WELLS FARGO U.S. EQUITY FUNDS
WELLS FARGO VARIABLE TRUST FUNDS
(Each a "Fund", together the "Funds")**

Effective immediately, the following is added to the end of the section entitled "Management of the Fund":

As previously announced on February 23, 2021, Wells Fargo & Company entered into a definitive agreement to sell Wells Fargo Asset Management ("WFAM") to GTCR LLC and Reverence Capital Partners, L.P. WFAM is the trade name used by the asset management businesses of Wells Fargo, which includes, in addition to Funds Management, Wells Capital Management Incorporated and Wells Fargo Asset Management (International) Limited, both registered investment advisers providing sub-advisory services to certain Funds. In connection with the transaction, Wells Capital Management Incorporated is expected to convert from a California corporation to a Delaware limited liability company.

Consummation of the transaction will result in the automatic termination of each Fund's investment management agreement and sub-advisory agreement(s). The Funds' Board of Trustees approved new investment management agreements with Funds Management and new investment sub-advisory agreements with each of Wells Capital Management, LLC and Wells Fargo Asset Management (International) Limited, as applicable, and approved submitting the agreements to the Funds' shareholders for approval at a special meeting of shareholders.

expected to be held on August 16, 2021. Shareholders of record of the Funds at the close of business on May 28, 2021, are entitled to vote at the meeting.

June 7, 2021

LCR061/P101SP

Supplement to Prospectus dated 05/21/2021

**SUPPLEMENT TO THE PROSPECTUSES
OF
WELLS FARGO ALTERNATIVE FUNDS
WELLS FARGO COREBUILDER SHARES
WELLS FARGO FIXED INCOME FUNDS
WELLS FARGO INTERNATIONAL AND GLOBAL EQUITY FUNDS
WELLS FARGO MONEY MARKET FUNDS
WELLS FARGO MULTI-ASSET FUNDS
WELLS FARGO MUNICIPAL FIXED INCOME FUNDS
WELLS FARGO SPECIALTY FUNDS
WELLS FARGO TARGET DATE RETIREMENT FUNDS
WELLS FARGO U.S. EQUITY FUNDS
WELLS FARGO VARIABLE TRUST FUNDS
(Each a "Fund", together the "Funds")**

Effective immediately, the following is added to the end of the section entitled "Management of the Fund":

As previously announced on February 23, 2021, Wells Fargo & Company entered into a definitive agreement to sell Wells Fargo Asset Management ("WFAM") to GTCR LLC and Reverence Capital Partners, L.P. WFAM is the trade name used by the asset management businesses of Wells Fargo, which includes, in addition to Funds Management, Wells Capital Management Incorporated and Wells Fargo Asset Management (International) Limited, both registered investment advisers providing sub-advisory services to certain Funds. In connection with the transaction, Wells Capital Management Incorporated is expected to convert from a California corporation to a Delaware limited liability company.

Consummation of the transaction will result in the automatic termination of each Fund's investment management agreement and sub-advisory agreement(s). The Funds' Board of Trustees approved new investment management agreements with Funds Management and new investment sub-advisory agreements with each of Wells Capital Management, LLC and Wells Fargo Asset Management (International) Limited, as applicable, and approved submitting the agreements to the Funds' shareholders for approval at a special meeting of shareholders expected to be held on July 15, 2021. Shareholders of record of the Funds at the close of business on May 28, 2021, are entitled to vote at the meeting.

May 21, 2021

IFIT051/P1004SP

Supplement to Prospectus dated 03/09/2021

**SUPPLEMENT TO THE PROSPECTUSES, SUMMARY PROSPECTUSES AND
STATEMENT OF ADDITIONAL INFORMATION
OF
WELLS FARGO U.S. EQUITY FUNDS
For the Wells Fargo Growth Fund
Wells Fargo Large Cap Growth Fund
Wells Fargo Premier Large Company Growth Fund
(each a "Fund", together the "Funds")**

Joseph M. Eberhardy, CFA, CPA has announced his intention to retire from Wells Capital Management Incorporated on June 30, 2021. He will continue to serve as a portfolio manager of the Funds until June 30, 2021. After June 30, 2021, all references to Joseph M. Eberhardy, CFA, CPA in the Fund's prospectuses are hereby removed.

March 9, 2021

LCIT031/P104SP

Supplement to Prospectus dated 02/24/2021

**SUPPLEMENT TO THE CLASS A PROSPECTUSES
OF
WELLS FARGO FIXED INCOME FUNDS
WELLS FARGO INTERNATIONAL AND GLOBAL EQUITY FUNDS
WELLS FARGO MULTI-ASSET FUNDS**

**WELLS FARGO MUNICIPAL FIXED INCOME FUNDS
WELLS FARGO SPECIALTY FUNDS
WELLS FARGO TARGET DATE RETIREMENT FUNDS
WELLS FARGO U.S. EQUITY FUNDS
(Each a "Fund", together the "Funds")**

Effective on March 1, 2021, the section entitled "Appendix A - Sales Charge Reductions and Waivers for Certain Intermediaries - Edward Jones" is replaced with the following:

Effective on or after March 1, 2021, the following information supersedes prior information with respect to transactions and positions held in fund shares through an Edward Jones system. Clients of Edward Jones (also referred to as "shareholders") purchasing Fund shares on the Edward Jones commission and fee-based platforms are eligible only for the following sales charge discounts (also referred to as "breakpoints") and waivers, which can differ from discounts and waivers described elsewhere in this Prospectus or statement of additional information ("SAI") or through another broker-dealer. In all instances, it is the shareholder's responsibility to inform Edward Jones at the time of purchase of any relationship, holdings of Wells Fargo Funds, or other facts qualifying the purchaser for discounts or waivers. Edward Jones can ask for documentation of such circumstance. Shareholders should contact Edward Jones if they have questions regarding their eligibility for these discounts and waivers.

Breakpoints available at Edward Jones

Breakpoint pricing, otherwise known as volume pricing, at dollar thresholds as described in the prospectus.

Rights of Accumulation ("ROA")

The applicable sales charge on a purchase of Class A shares is determined by taking into account all share classes (except certain money market funds and any assets held in group retirement plans) of Wells Fargo Funds held by the shareholder or in an account grouped by Edward Jones with other accounts for the purpose of providing certain pricing considerations ("pricing groups"). If grouping assets as a shareholder, this includes all share classes held on the Edward Jones platform and/or held on another platform. The inclusion of eligible fund family assets in the ROA calculation is dependent on the shareholder notifying Edward Jones of such assets at the time of calculation. Money market funds are included only if such shares were sold with a sales charge at the time of purchase or acquired in exchange for shares purchased with a sales charge.

The employer maintaining a SEP IRA plan and/or SIMPLE IRA plan may elect to establish or change ROA for the IRA accounts associated with the plan to a plan-level grouping as opposed to including all share classes at a shareholder or pricing group level.

ROA is determined by calculating the higher of cost minus redemptions or market value (current shares x NAV).

Letter of Intent ("LOI")

Through a LOI, shareholders can receive the sales charge and breakpoint discounts for purchases shareholders intend to make over a 13-month period from the date Edward Jones receives the LOI. The LOI is determined by calculating the higher of cost or market value of qualifying holdings at LOI initiation in combination with the value that the shareholder intends to buy over a 13-month period to calculate the front-end sales charge and any breakpoint discounts. Each purchase the shareholder makes during that 13-month period will receive the sales charge and breakpoint discount that applies to the total amount. The inclusion of eligible fund family assets in the LOI calculation is dependent on the shareholder notifying Edward Jones of such assets at the time of calculation. Purchases made before the LOI is received by Edward Jones are not adjusted under the LOI and will not reduce the sales charge previously paid. Sales charges will be adjusted if LOI is not met.

If the employer maintaining a SEP IRA plan and/or SIMPLE IRA plan has elected to establish or change ROA for the IRA accounts associated with the plan to a plan-level grouping, LOIs will also be at the plan-level and may only be established by the employer.

Sales charges are waived for the following shareholders and in the following situations at Edward Jones:

Associates of Edward Jones and its affiliates and their family members who are in the same pricing group (as determined by Edward Jones under its policies and procedures) as the associate. This waiver will continue for the remainder of the associate's life if the associate retires from Edward Jones in good-standing and remains in good standing pursuant to Edward Jones' policies and procedures.

Shares purchased in an Edward Jones fee-based program.

Shares purchased through reinvestment of capital gains distributions and dividend reinvestment.

Shares purchased from the proceeds of redeemed shares of the same fund family so long as the following conditions are met: 1) the proceeds are from the sale of shares within 60 days of the purchase, and 2) the sale and purchase are made in the same share class and the same account or the purchase is made in an individual retirement account with proceeds from liquidations in a non-retirement account.

Shares exchanged into Class A shares from another share class so long as the exchange is into the same fund and was initiated at the discretion of Edward Jones. Edward Jones is responsible for any remaining CDSC due to the fund company, if applicable. Any future purchases are subject to the applicable sales charge as disclosed in the prospectus.

Exchanges from Class C shares to Class A shares of the same fund, generally, in the 84th month following the anniversary of the purchase date or earlier at the discretion of Edward Jones.

If the shareholder purchases shares that are subject to a CDSC and those shares are redeemed before the CDSC is expired, the shareholder is responsible to pay the CDSC except in the following conditions available at Edward Jones:

The death or disability of the shareholder.

Systematic withdrawals with up to 10% per year of the account value.

Return of excess contributions from an Individual Retirement Account (IRA).

Shares sold as part of a required minimum distribution for IRA and retirement accounts if the redemption is taken in or after the year the shareholder reaches qualified age based on applicable IRS regulation.

Shares sold to pay Edward Jones fees or costs in such cases where the transaction is initiated by Edward Jones.

Shares exchanged in an Edward Jones fee-based program.

Shares acquired through NAV reinstatement.

Shares redeemed at the discretion of Edward Jones for Minimum Balances, as described below.

Other Important Information Regarding Transactions Through Edward Jones:

Minimum Purchase Amounts

- Initial purchase minimum: \$250
- Subsequent purchase minimum: none

Minimum Balances

- Edward Jones has the right to redeem at its discretion fund holdings with a balance of \$250 or less. The following are examples of accounts that are not included in this policy:
 - o A fee-based account held on an Edward Jones platform
 - o A 529 account held on an Edward Jones platform
 - o An account with an active systematic investment plan or LOI

Exchanging Share Classes

- At any time it deems necessary, Edward Jones has the authority to exchange at NAV a shareholder's holdings in a fund to Class A shares of the same fund.

February 24, 2021

IFR021/P1001SP

Supplement to Prospectus dated 02/23/2021

**SUPPLEMENT TO THE
PROSPECTUSES AND SUMMARY PROSPECTUSES
OF
WELLS FARGO ALTERNATIVE FUNDS
WELLS FARGO COREBUILDER SHARES
WELLS FARGO FIXED INCOME FUNDS
WELLS FARGO INTERNATIONAL AND GLOBAL EQUITY FUNDS
WELLS FARGO MONEY MARKET FUNDS
WELLS FARGO MULTI-ASSET FUNDS
WELLS FARGO MUNICIPAL FIXED INCOME FUNDS
WELLS FARGO SPECIALTY FUNDS
WELLS FARGO TARGET DATE RETIREMENT FUNDS
WELLS FARGO U.S. EQUITY FUNDS
WELLS FARGO VARIABLE TRUST FUNDS
(Each a "Fund", together the "Funds")**

On February 23, 2021, Wells Fargo & Company ("Wells Fargo") announced that it has entered into a definitive agreement to sell Wells Fargo Asset Management ("WFAM") to GTCR LLC ("GTCR") and Reverence Capital Partners, L.P. ("Reverence Capital Partners"). WFAM is the trade name used by the asset management businesses of Wells Fargo and includes Wells Fargo Funds Management, LLC, the investment manager to the Funds, Wells Capital Management Incorporated and Wells Fargo Asset Management (International) Limited, both registered

investment advisers providing sub-advisory services to certain Funds, and Wells Fargo Funds Distributor, LLC, the Funds' principal underwriter. Under the terms of the agreement, the purchase price is \$2.1 billion. As part of the transaction, Wells Fargo will own a 9.9% equity interest and will continue to serve as an important client and distribution partner.

Consummation of the transaction will result in the automatic termination of each Fund's investment management agreement and sub-advisory agreement(s). The Funds' Boards of Trustees (the "Boards") will be asked to approve new investment management arrangements with the new company. If approved by the Boards, and to the extent required by applicable law, the new investment management arrangements with the new company will be presented to the shareholders of each Fund for approval, and, if approved by shareholders, would take effect upon the closing of the transaction. The transaction is expected to close in the second half of 2021, subject to customary closing conditions.

Founded in 1980, GTCR is a leading private equity firm focused on investing in growth companies in the Healthcare, Financial Services & Technology, Technology, Media & Telecommunications, and Growth Business Services Industries. The Chicago-based firm pioneered The Leaders Strategy™ — finding and partnering with management leaders in core domains to identify, acquire, and build market-leading companies through transformational acquisitions and organic growth. Since its inception, GTCR has invested more than \$20 billion in over 250 companies.

Reverence Capital Partners is a private investment firm focused on thematic investing in leading global, middle-market financial services businesses through control and influence-oriented investments in five sectors: (1) Depositories and Finance Companies, (2) Asset and Wealth Management, (3) Insurance, (4) Capital Markets and (5) Financial Technology/Payments. The firm was founded in 2013 by Milton Berlinski, Peter Aberg, and Alex Chulack, who collectively bring over 90 years of advisory and investing experience across a wide range of financial services sectors.

February 23, 2021

AFAM021/P503SP

Supplement to Prospectus dated 01/27/2021

SUPPLEMENT TO THE PROSPECTUS AND STATEMENT OF ADDITIONAL INFORMATION OF

WELLS FARGO U.S. EQUITY FUNDS

For the Wells Fargo Classic Value Fund (the "Fund")

Effective immediately, Jean-Baptiste Nadal, CFA and Miguel Giaconi, CFA are removed as portfolio managers to the Fund. All references to Mssrs. Nadal and Giaconi are hereby removed.

Effective immediately, James M. Tringas, CFA, Bryant VanCronkhite, CFA, CPA and Shane Zweck, CFA are hereby added as portfolio managers to the Fund.

Effective immediately, the second paragraph of the Fund's strategy is removed and replaced with the following:

We look for undervalued companies that we believe have the potential for above average capital appreciation with below average risk. Rigorous fundamental research drives our search for companies with favorable reward-to-risk ratios and that possess, a long-term competitive advantage provided by a durable asset base, strong balance sheets, and sustainable and superior cash flows. Typical investments include stocks of companies that are generally out of favor in the marketplace, or are undergoing reorganization or other corporate action that may create above-average price appreciation. We regularly review the investments of the portfolio and may sell a portfolio holding when a stock nears its price target, downside risks increase considerably, the company's fundamentals have deteriorated, or we identify a more attractive investment opportunity.

I. Prospectus In the Fund's prospectus section entitled "Fund Summary – Fund Management", the Fund Management table is replaced with the following:

Manager	Sub-Adviser	Portfolio Manager, Title/Managed Since
Wells Fargo Funds Management, LLC	Wells Capital Management Incorporated	James M. Tringas, CFA , Portfolio Manager / 2021 Bryant VanCronkhite, CFA, CPA , Portfolio Manager / 2021 Shane Zweck, CFA , Portfolio Manager / 2021

In the section entitled "Management of the Funds - The Sub-Adviser and Portfolio Managers", the table is amended to include the following:

James M. Tringas, CFA Classic Value Fund	Mr. Tringas joined Wells Capital Management or one of its predecessor firms in 1994, where he currently serves as a Managing Director and Senior Portfolio Manager with the Special Global Equity team.
--	---

**Bryant VanCronkhite, CFA,
CPA**

Classic Value Fund

Mr. VanCronkhite joined Wells Capital Management or one of its predecessor firms in 2003, where he currently serves as a Managing Director and Senior Portfolio Manager with the Special Global Equity team.

Shane Zweck, CFA

Classic Value Fund

Mr. Zweck joined Wells Capital Management or one of its predecessor firms in 2007. He currently serves as a Portfolio Manager on the Special Global Equity team.

II. Statement of Additional Information In the section entitled “Manager and Other Service Providers - Portfolio Managers”, the Management of Other Accounts and Beneficial Ownership tables are amended to add the following information:

**James M. Tringas,
CFA¹****Registered Investment Companies**

Number of Accounts	8
Total Assets Managed	\$1.39 B
Number of Accounts Subject to Performance Fee	0
Assets of Accounts Subject to Performance Fee	\$0

Other Pooled Investment Vehicles

Number of Accounts	6
Total Assets Managed	\$423.95 M
Number of Accounts Subject to Performance Fee	1

Assets of Accounts Subject to Performance Fee	\$40.85 M
Other Accounts	
Number of Accounts	15
Total Assets Managed	\$845.44 M
Number of Accounts Subject to Performance Fee	0
Assets of Accounts Subject to Performance Fee	\$0

1. Mssrs. Tringas, VanCronkhite and Zweck will become portfolio managers of the Fund on January 27, 2021. The information presented in this table is as of July 31, 2020, at which time Mssrs. Tringas, VanCronkhite and Zweck were not portfolio managers of the Fund.

**Bryant VanCronkhite,
CFA, CPA¹**

Registered Investment Companies

Number of Accounts	8
Total Assets Managed	\$1.39 B
Number of Accounts Subject to Performance Fee	0
Assets of Accounts Subject to Performance Fee	\$0
Other Pooled Investment Vehicles	
Number of Accounts	6
Total Assets Managed	\$423.95 M
Number of Accounts Subject to Performance Fee	1
Assets of Accounts Subject to Performance Fee	\$40.85 M
Other Accounts	
Number of Accounts	15
Total Assets Managed	\$845.44 M
Number of Accounts Subject to Performance Fee	0
Assets of Accounts Subject to Performance Fee	\$0

1. Mssrs. Tringas, VanCronkhite and Zweck will become portfolio managers of the Fund on January 27, 2021. The information presented in this table is as of July 31, 2020, at which time Mssrs. Tringas, VanCronkhite and Zweck were not portfolio managers of the Fund.

Shane Zweck, CFA¹

Registered Investment Companies

Number of Accounts	1
Total Assets Managed	\$9.02 B
Number of Accounts Subject to Performance Fee	0
Assets of Accounts Subject to Performance Fee	\$0
Other Pooled Investment Vehicles	
Number of Accounts	1
Total Assets Managed	\$170.79 M
Number of Accounts Subject to Performance Fee	0
Assets of Accounts Subject to Performance Fee	\$0
Other Accounts	
Number of Accounts	5
Total Assets Managed	\$475.14 M
Number of Accounts Subject to Performance Fee	0
Assets of Accounts Subject to Performance Fee	\$0

1. Mssrs. Tringas, VanCronkhite and Zweck will become portfolio managers of the Fund on January 27, 2021. The information presented in this table is as of July 31, 2020, at which time Mssrs. Tringas, VanCronkhite and Zweck were not portfolio managers of the Fund.

Portfolio Manager	Fund	Beneficial Ownership
Wells Capital Management¹		
James M. Tringas, CFA ²	Classic Value Fund	\$0
Bryant VanCronkhite, CFA, CPA ¹	Classic Value Fund	\$0
Shane Zweck, CFA ¹	Classic Value Fund	\$0

1. Amounts included in the table above may include notional investments held by the portfolio manager through a deferred compensation vehicle.

2. Msrs. Tringas, VanCronkhite and Zweck will become portfolio managers of the Fund on January 27, 2021. The information presented in this table is as of July 31, 2020, at which time Msrs. Tringas, VanCronkhite and Zweck were not portfolio managers of the Fund.

January 27, 2021

LCAM011/P103SP

Supplement to Prospectus dated 12/01/2020

SUPPLEMENT TO THE CLASS A PROSPECTUS OF WELLS FARGO U.S. EQUITY FUNDS

Effective on January 15, 2021, the section entitled "Appendix A - Sales Charge Reductions and Waivers for Certain Intermediaries - Ameriprise Financial" is replaced with the following: Shareholders purchasing Fund shares through an Ameriprise Financial platform or account are eligible only for the following Class A load waivers (front-end sales charge waivers), which may differ from those disclosed elsewhere in this prospectus or the SAI.

Front-end Sales Load Waivers on Class A Shares Available at Ameriprise Financial

Employer-sponsored retirement plans (e.g., 401(k) plans, 457 plans, employer-sponsored 403(b) plans, profit sharing and money purchase pension plans and defined benefit plans). For purposes of this provision, employer-sponsored retirement plans do not include SEP IRAs, Simple IRAs or SAR-SEPs.

Shares purchased through reinvestment of distributions and dividend reinvestment when purchasing shares of the same Fund (but not any other fund within the same fund family).

Shares exchanged from Class C shares of the same fund in the month of or following the 7-year anniversary of the purchase date. To the extent that this prospectus elsewhere provides for a waiver with respect to exchanges of Class C shares or conversion of Class C shares following a shorter holding period, that waiver will apply.

Employees and registered representatives of Ameriprise Financial or its affiliates and their immediate family members.

Shares purchased by or through qualified accounts (including IRAs, Coverdell Education Savings Accounts, 401(k)s, 403(b) TSCAs subject to ERISA and defined benefit plans) that are held by a covered family member, defined as an Ameriprise financial advisor and/or the advisor's spouse, advisor's lineal ascendant (mother, father, grandmother, grandfather, great grandmother, great grandfather), advisor's lineal descendant (son, step-son, daughter, step-daughter, grandson, granddaughter, great grandson, great granddaughter) or any spouse of a covered family member who is a lineal descendant.

Shares purchased from the proceeds of redemptions within the same fund family, provided (1) the repurchase occurs within 90 days following the redemption, (2) the redemption and purchase occur in the same account, and (3) redeemed shares were subject to a front-end or deferred sales load (i.e. Rights of Reinstatement). Subject to the Fund's policy regarding frequent purchases and redemptions of Fund shares, you may not be able to repurchase shares for the first 30 days after your redemption.

December 1, 2020

LCR120/P101SP2



Prospectus
December 1, 2020

U.S. Equity Funds

Fund	Class A	Class C
Wells Fargo Classic Value Fund	EIVAX	EIVCX
Wells Fargo Disciplined U.S. Core Fund	EVSAX	EVSTX
Wells Fargo Endeavor Select Fund	STAEX	WECCX
Wells Fargo Growth Fund	SGRAX	WGFCX
Wells Fargo Large Cap Core Fund	EGOAX	EGOCX
Wells Fargo Large Cap Growth Fund	STAFX	STOFX
Wells Fargo Large Company Value Fund	WLCAX	WFLVX
Wells Fargo Low Volatility U.S. Equity Fund	WLVLX	WLVKX
Wells Fargo Omega Growth Fund	EKOAX	EKOCX
Wells Fargo Premier Large Company Growth Fund	EKJAX	EKJCX

Beginning on January 1, 2021, as permitted by new regulations adopted by the Securities and Exchange Commission, paper copies of the Wells Fargo Funds' annual and semi-annual shareholder reports issued after this date will no longer be sent by mail, unless you specifically request paper copies of the reports. Instead, the reports will be made available on the Funds' website, and you will be notified by mail each time a report is posted and provided with a website address to access the report.

If you already elected to receive shareholder reports electronically, you will not be affected by this change and you need not take any action. You may elect to receive shareholder reports and other communications from the Fund electronically at any time by contacting your financial intermediary (such as a broker-dealer or bank) or, if you are a direct investor, by calling 1-800-222-8222 or by enrolling at wellsfargo.com/advantagedelivery.

You may elect to receive all future reports in paper free of charge. If you invest through a financial intermediary, you can contact your financial intermediary to request that you continue to receive paper copies of your shareholder reports; if you invest directly with the Fund, you can call 1-800-222-8222. Your election to receive reports in paper will apply to all Wells Fargo Funds held in your account with your financial intermediary or, if you are a direct investor, to all Wells Fargo Funds that you hold.

The U.S. Securities and Exchange Commission ("SEC") has not approved or disapproved these securities or passed upon the accuracy or adequacy of this Prospectus. Anyone who tells you otherwise is committing a crime.

Fund shares are NOT deposits or other obligations of, or guaranteed by, Wells Fargo Bank, N.A., its affiliates or any other depository institution. Fund shares are not insured or guaranteed by the U.S. Government, the Federal Deposit Insurance Corporation or any other government agency and may lose value.

Table of Contents

Fund Summaries

Classic Value Fund Summary.....	3
Disciplined U.S. Core Fund Summary.....	7
Endeavor Select Fund Summary.....	11
Growth Fund Summary.....	15
Large Cap Core Fund Summary.....	19
Large Cap Growth Fund Summary.....	23
Large Company Value Fund Summary.....	27
Low Volatility U.S. Equity Fund Summary.....	31
Omega Growth Fund Summary.....	35
Premier Large Company Growth Fund Summary.....	39

Details About the Funds

Classic Value Fund.....	43
Disciplined U.S. Core Fund.....	44
Endeavor Select Fund.....	45
Growth Fund.....	46
Large Cap Core Fund.....	47
Large Cap Growth Fund.....	48
Large Company Value Fund.....	49
Low Volatility U.S. Equity Fund.....	50
Omega Growth Fund.....	51
Premier Large Company Growth Fund.....	52
Description of Principal Investment Risks.....	53
Portfolio Holdings Information.....	54
Pricing Fund Shares.....	55
Management of the Funds	
The Manager.....	56
The Sub-Adviser and Portfolio Managers.....	57
Multi-Manager Arrangement.....	58

Table of Contents

Account Information

Share Class Eligibility.....	59
Share Class Features.....	59
Reductions and Waivers of Sales Charges.....	60
Compensation to Financial Professional and Intermediaries.....	62
Buying and Selling Fund Shares.....	64
Exchanging Fund Shares.....	66
Frequent Purchases and Redemptions of Fund Shares.....	66
Account Policies.....	68
Distributions.....	69

Other Information

Taxes.....	70
Financial Highlights.....	71
Appendix A - Sales Charge Reductions and Waivers for Certain Intermediaries	
Merrill Lynch.....	82
Ameriprise Financial.....	83
Morgan Stanley.....	83
Raymond James.....	84
Janney Montgomery Scott LLC.....	85
Edward Jones.....	85
Oppenheimer & Co. Inc.....	87
Robert W. Baird & Co.....	88

[Back To Table of Contents](#)

Classic Value Fund Summary

Investment Objective

The Fund seeks long-term capital appreciation.

Fees and Expenses

These tables are intended to help you understand the various costs and expenses you will pay if you buy and hold shares of the Fund. You may qualify for sales charge discounts if you and your family invest, or agree to invest in the future, at least \$10,000 in the aggregate in specified classes of certain Wells Fargo Funds. More information about these and other discounts is available from your financial professional and in "Share Class Features" and "Reductions and Waivers of Sales Charges" on pages 59 and 60 of the Prospectus and "Additional Purchase and Redemption Information" on page 86 of the Statement of Additional Information. Investors who purchase through certain intermediaries may be subject to different sales charge discounts than those outlined shares in these sections. Please see Appendix A on page 82 for further information.

Shareholder Fees (fees paid directly from your investment)

	Class A	Class C
Maximum sales charge (load) imposed on purchases (as a percentage of offering price)	5.75%	None
Maximum deferred sales charge (load) (as a percentage of offering price)	None ¹	1.00%

1. Investments of \$1 million or more are not subject to a front-end sales charge but generally will be subject to a deferred sales charge of 1.00% if redeemed within 18 months from the date of purchase.

Annual Fund Operating Expenses (expenses that you pay each year as a percentage of the value of your investment)¹

	Class A	Class C
Management Fees	0.69%	0.69%
Distribution (12b-1) Fees	0.00%	0.75%
Other Expenses	0.50%	0.50%
Total Annual Fund Operating Expenses	1.19%	1.94%
Fee Waivers	(0.08)%	(0.08)%
Total Annual Fund Operating Expenses After Fee Waivers²	1.11%	1.86%

1. Expenses have been adjusted as necessary from amounts incurred during the Fund's most recent fiscal year to reflect current fees and expenses.

2. The Manager has contractually committed through November 30, 2021, to waive fees and/or reimburse expenses to the extent necessary to cap Total Annual Fund Operating Expenses After Fee Waivers at 1.11% for Class A, and 1.86% for Class C. Brokerage commissions, stamp duty fees, interest, taxes, acquired fund fees and expenses (if any), and extraordinary expenses are excluded from the expense cap. Prior to or after the commitment expiration date, the cap may be increased or the commitment to maintain the cap may be terminated only with the approval of the Board of Trustees.

Example of Expenses

The example below is intended to help you compare the costs of investing in the Fund with the costs of investing in other funds. The example assumes a \$10,000 initial investment, 5% annual total return, and that fees and expenses remain the same as in the tables above. To the extent that the Manager is waiving fees or reimbursing expenses, the example assumes that such waiver or reimbursement will only be in place through the date noted above. Although your actual costs may be higher or lower, based on these assumptions, your costs would be:

	Assuming Redemption at End of Period		Assuming No Redemption
After:	Class A	Class C	Class C
1 Year	\$682	\$289	\$189
3 Years	\$924	\$601	\$601
5 Years	\$1,184	\$1,040	\$1,040
10 Years	\$1,929	\$2,258	\$2,258

[Back To Table of Contents](#)

Portfolio Turnover

The Fund pays transaction costs, such as commissions, when it buys and sells securities (or “turns over” its portfolio). A higher portfolio turnover rate may indicate higher transaction costs and may result in higher taxes when Fund shares are held in a taxable account. These costs, which are not reflected in annual fund operating expenses or in the example, affect the Fund’s performance. During the most recent fiscal year, the Fund’s portfolio turnover rate was 34% of the average value of its portfolio.

Principal Investment Strategies

Under normal circumstances, we invest:

- at least 80% of the Fund’s total assets in equity securities of large-capitalization companies; and
- up to 20% of the Fund’s total assets in equity securities of foreign issuers, through ADRs and similar investments

We invest principally in equity securities of approximately 30 to 50 large-capitalization companies, which we define as companies with market capitalizations within the range of the Russell 1000® Index at the time of purchase. The market capitalization range of the Russell 1000® Index was approximately \$816 million to \$1.8 trillion, as of October 31, 2020, and is expected to change frequently. We may also invest in equity securities of foreign issuers through ADRs and similar investments.

We utilize a long-term focus that is intended to take advantage of investment opportunities presented by what we believe are short-term price anomalies in high-quality stocks. We seek to identify companies with established operating histories, financial strength and management expertise, among other factors. We seek stocks that are trading at a discount to what we believe are their intrinsic values. Fundamental research is performed to identify securities for the portfolio with one or more catalysts present that we believe will unlock the intrinsic value of the securities. These catalysts may include productive use of strong free cash flow, productivity gains, positive change in management or control, innovative or competitively superior products, increasing shareholder focus, or resolution of ancillary problems or misperceptions. We may sell a holding if the value potential is realized, if warning signs emerge of beginning fundamental deterioration or if the valuation is no longer compelling relative to other investment opportunities.

Principal Investment Risks

An investment in the Fund may lose money, is not a deposit of Wells Fargo Bank, N.A. or its affiliates, is not insured or guaranteed by the Federal Deposit Insurance Corporation or any other governmental agency, and is primarily subject to the risks briefly summarized below.

Market Risk. The values of, and/or the income generated by, securities held by the Fund may decline due to general market conditions or other factors, including those directly involving the issuers of such securities. Securities markets are volatile and may decline significantly in response to adverse issuer, regulatory, political, or economic developments. Different sectors of the market and different security types may react differently to such developments.

Equity Securities Risk. The values of equity securities may experience periods of substantial price volatility and may decline significantly over short time periods. In general, the values of equity securities are more volatile than those of debt securities. Equity securities fluctuate in value and price in response to factors specific to the issuer of the security, such as management performance, financial condition, and market demand for the issuer’s products or services, as well as factors unrelated to the fundamental condition of the issuer, including general market, economic and political conditions. Different parts of a market, industry and sector may react differently to adverse issuer, market, regulatory, political, and economic developments.

Focused Portfolio Risk. Changes in the value of a small number of issuers are likely to have a larger impact on a Fund’s net asset value than if the Fund held a greater number of issuers.

Foreign Investment Risk. Foreign investments may be subject to lower liquidity, greater price volatility and risks related to adverse political, regulatory, market or economic developments. Foreign investments may involve exposure to changes in foreign currency exchange rates and may be subject to higher withholding and other taxes.

Growth/Value Investing Risk. Securities that exhibit growth or value characteristics tend to perform differently and shift into and out of favor with investors depending on changes in market and economic sentiment and conditions.

Management Risk. Investment decisions, techniques, analyses or models implemented by a Fund's manager or sub-adviser in seeking to achieve the Fund's investment objective may not produce expected returns, may cause

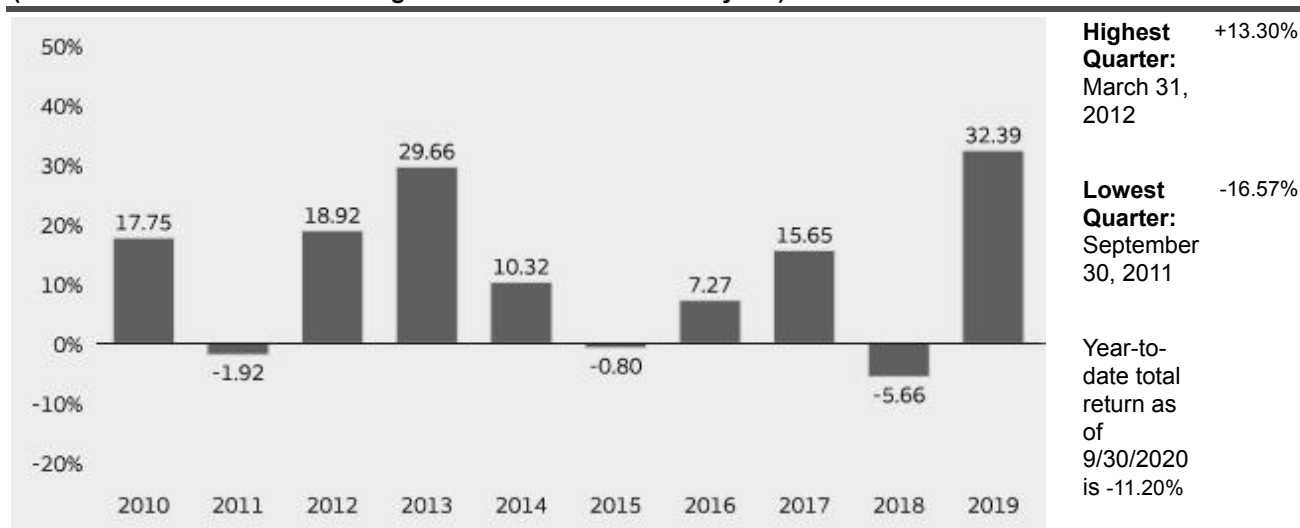
[Back To Table of Contents](#)

the Fund's shares to lose value or may cause the Fund to underperform other funds with similar investment objectives.

Performance

The following information provides some indication of the risks of investing in the Fund by showing changes in the Fund's performance from year to year. The Fund's average annual total returns are compared to the performance of one or more indices. Past performance before and after taxes is no guarantee of future results. Current month-end performance is available on the Fund's website at wfam.com.

Calendar Year Total Returns for Class A as of 12/31 each year¹
(Returns do not reflect sales charges and would be lower if they did)



Average Annual Total Returns for the periods ended 12/31/2019 (returns reflect applicable sales charges)¹

	Inception Date of Share Class	1 Year	5 Year	10 Year
Class A (before taxes)	8/1/2006	24.77%	7.69%	11.03%
Class A (after taxes on distributions)	8/1/2006	21.87%	5.43%	9.20%
Class A (after taxes on distributions and the sale of Fund Shares)	8/1/2006	16.63%	5.66%	8.77%
Class C (before taxes)	8/1/2006	30.33%	8.14%	10.84%
Russell 1000® Value Index (reflects no deduction for fees, expenses, or taxes)		26.54%	8.29%	11.80%

1. Historical performance shown prior to July 19, 2010, is based on the performance of the Fund's predecessor, Evergreen Intrinsic Value Fund.

After-tax returns are calculated using the historical highest individual federal marginal income tax rates and do not reflect the impact of state, local or foreign taxes. Actual after-tax returns depend on an investor's tax situation and may differ from those shown, and after-tax returns shown are not relevant to tax-exempt investors or investors who hold their Fund shares through tax-deferred arrangements, such as 401(k) Plans or Individual Retirement Accounts. After-tax returns are shown for only one class of shares. After-tax returns for any other class will vary.

[Back To Table of Contents](#)

Fund Management

Manager

Wells Fargo Funds
Management, LLC

Sub-Adviser

Wells Capital
Management
Incorporated

Portfolio Manager, Title/Managed Since

Miguel E. Giaconi, CFA, Portfolio Manager / 2013
Jean-Baptiste Nadal, CFA, Portfolio Manager / 2013

Purchase and Sale of Fund Shares

In general, you can buy or sell shares of the Fund online or by mail, phone or wire on any day the New York Stock Exchange is open for regular trading. You also may buy and sell shares through a financial professional.

Minimum Investments

Minimum Initial Investment

Regular Accounts: \$1,000
IRAs, IRA Rollovers, Roth IRAs: \$250
UGMA/UTMA Accounts: \$50
Employer Sponsored Retirement Plans: No Minimum

Minimum Additional Investment

Regular Accounts, IRAs, IRA Rollovers, Roth IRAs: \$100
UGMA/UTMA Accounts: \$50
Employer Sponsored Retirement Plans: No Minimum

To Buy or Sell Shares

Mail: Wells Fargo Funds
P.O. Box 219967
Kansas City, MO 64121-9967
Online: wfam.com
Phone or Wire: 1-800-222-8222

Contact your financial professional.

Tax Information

Any distributions you receive from the Fund may be taxable as ordinary income or capital gains, except when your investment is in an IRA, 401(k) or other tax-advantaged investment plan. However, subsequent withdrawals from such a tax-advantaged investment plan may be subject to federal income tax. You should consult your tax adviser about your specific tax situation.

Payments to Intermediaries

If you purchase a Fund through an intermediary, the Fund and its related companies may pay the intermediary for the sale of Fund shares and related services. These payments may create a conflict of interest by influencing the intermediary and your financial professional to recommend the Fund over another investment. Consult your financial professional or visit your intermediary's website for more information.

[Back To Table of Contents](#)

Disciplined U.S. Core Fund Summary

Investment Objective

The Fund seeks long-term capital appreciation.

Fees and Expenses

These tables are intended to help you understand the various costs and expenses you will pay if you buy and hold shares of the Fund. You may qualify for sales charge discounts if you and your family invest, or agree to invest in the future, at least \$10,000 in the aggregate in specified classes of certain Wells Fargo Funds. More information about these and other discounts is available from your financial professional and in "Share Class Features" and "Reductions and Waivers of Sales Charges" on pages 59 and 60 of the Prospectus and "Additional Purchase and Redemption Information" on page 86 of the Statement of Additional Information. Investors who purchase through certain intermediaries may be subject to different sales charge discounts than those outlined shares in these sections. Please see Appendix A on page 82 for further information.

Shareholder Fees (fees paid directly from your investment)

	Class A	Class C
Maximum sales charge (load) imposed on purchases (as a percentage of offering price)	5.75%	None
Maximum deferred sales charge (load) (as a percentage of offering price)	None ¹	1.00%

1. Investments of \$1 million or more are not subject to a front-end sales charge but generally will be subject to a deferred sales charge of 1.00% if redeemed within 18 months from the date of purchase.

Annual Fund Operating Expenses (expenses that you pay each year as a percentage of the value of your investment)¹

	Class A	Class C
Management Fees	0.35%	0.35%
Distribution (12b-1) Fees	0.00%	0.75%
Other Expenses	0.51%	0.51%
Total Annual Fund Operating Expenses	0.86%	1.61%
Fee Waivers	0.00%	0.00%
Total Annual Fund Operating Expenses After Fee Waivers²	0.86%	1.61%

1. Expenses have been adjusted as necessary from amounts incurred during the Fund's most recent fiscal year to reflect current fees and expenses.

2. The Manager has contractually committed through November 30, 2021, to waive fees and/or reimburse expenses to the extent necessary to cap Total Annual Fund Operating Expenses After Fee Waivers at 0.87% for Class A, and 1.62% for Class C. Brokerage commissions, stamp duty fees, interest, taxes, acquired fund fees and expenses (if any), and extraordinary expenses are excluded from the expense cap. Prior to or after the commitment expiration date, the cap may be increased or the commitment to maintain the cap may be terminated only with the approval of the Board of Trustees.

Example of Expenses

The example below is intended to help you compare the costs of investing in the Fund with the costs of investing in other funds. The example assumes a \$10,000 initial investment, 5% annual total return, and that fees and expenses remain the same as in the tables above. To the extent that the Manager is waiving fees or reimbursing expenses, the example assumes that such waiver or reimbursement will only be in place through the date noted above. Although your actual costs may be higher or lower, based on these assumptions, your costs would be:

	Assuming Redemption at End of Period		Assuming No Redemption
After:	Class A	Class C	Class C
1 Year	\$658	\$264	\$164
3 Years	\$834	\$508	\$508
5 Years	\$1,024	\$876	\$876
10 Years	\$1,575	\$1,911	\$1,911

[Back To Table of Contents](#)

Portfolio Turnover

The Fund pays transaction costs, such as commissions, when it buys and sells securities (or “turns over” its portfolio). A higher portfolio turnover rate may indicate higher transaction costs and may result in higher taxes when Fund shares are held in a taxable account. These costs, which are not reflected in annual fund operating expenses or in the example, affect the Fund’s performance. During the most recent fiscal year, the Fund’s portfolio turnover rate was 50% of the average value of its portfolio.

Principal Investment Strategies

Under normal circumstances, we invest:

- at least 80% of the Fund’s net assets in equity securities of U.S. large-capitalization companies.

We invest principally in equity securities of large-capitalization companies, which we define as companies with market capitalizations within the range of the S&P 500 Index at the time of purchase. The market capitalization range of the S&P 500 Index was approximately \$2.5 billion to \$1.8 trillion, as of October 31, 2020, and is expected to change frequently. Furthermore, we may use futures to manage risk or to enhance return.

We employ a risk controlled investment approach in seeking to construct a broadly diversified portfolio of companies with characteristics similar to the S&P 500 Index and a superior valuation and earnings profile. Our research, which utilizes a combination of quantitative methods and fundamental analysis, identifies companies based on valuation, quality and momentum characteristics that give a comprehensive view of each company’s relative valuation, operational and financial performance, and stock price behavior. Our approach seeks to achieve positive excess returns relative to the S&P 500 Index (which may include both value and growth stocks) by using stock selection to take controlled active risks in a portfolio that is similar to the benchmark. We regularly review the investments of the portfolio and may sell a portfolio holding when, among other reasons, we believe there is deterioration in the underlying fundamentals of the business.

Principal Investment Risks

An investment in the Fund may lose money, is not a deposit of Wells Fargo Bank, N.A. or its affiliates, is not insured or guaranteed by the Federal Deposit Insurance Corporation or any other governmental agency, and is primarily subject to the risks briefly summarized below.

Market Risk. The values of, and/or the income generated by, securities held by the Fund may decline due to general market conditions or other factors, including those directly involving the issuers of such securities. Securities markets are volatile and may decline significantly in response to adverse issuer, regulatory, political, or economic developments. Different sectors of the market and different security types may react differently to such developments.

Equity Securities Risk. The values of equity securities may experience periods of substantial price volatility and may decline significantly over short time periods. In general, the values of equity securities are more volatile than those of debt securities. Equity securities fluctuate in value and price in response to factors specific to the issuer of the security, such as management performance, financial condition, and market demand for the issuer’s products or services, as well as factors unrelated to the fundamental condition of the issuer, including general market, economic and political conditions. Different parts of a market, industry and sector may react differently to adverse issuer, market, regulatory, political, and economic developments.

Derivatives Risk. The use of derivatives, such as futures, options and swap agreements, can lead to losses, including those magnified by leverage, particularly when derivatives are used to enhance return rather than mitigate risk. Certain derivative instruments may be difficult to sell when the portfolio manager believes it would be appropriate to do so, or the other party to a derivative contract may be unwilling or unable to fulfill its contractual obligations.

Futures Contracts Risk. A Fund that uses futures contracts, which are a type of derivative, is subject to the risk of loss caused by unanticipated market movements. In addition, there may at times be an imperfect correlation between the movement in the prices of futures contracts and the value of their underlying instruments or indexes, and there may at times not be a liquid secondary market for certain futures contracts.

Growth/Value Investing Risk. Securities that exhibit growth or value characteristics tend to perform differently and shift into and out of favor with investors depending on changes in market and economic sentiment and conditions.

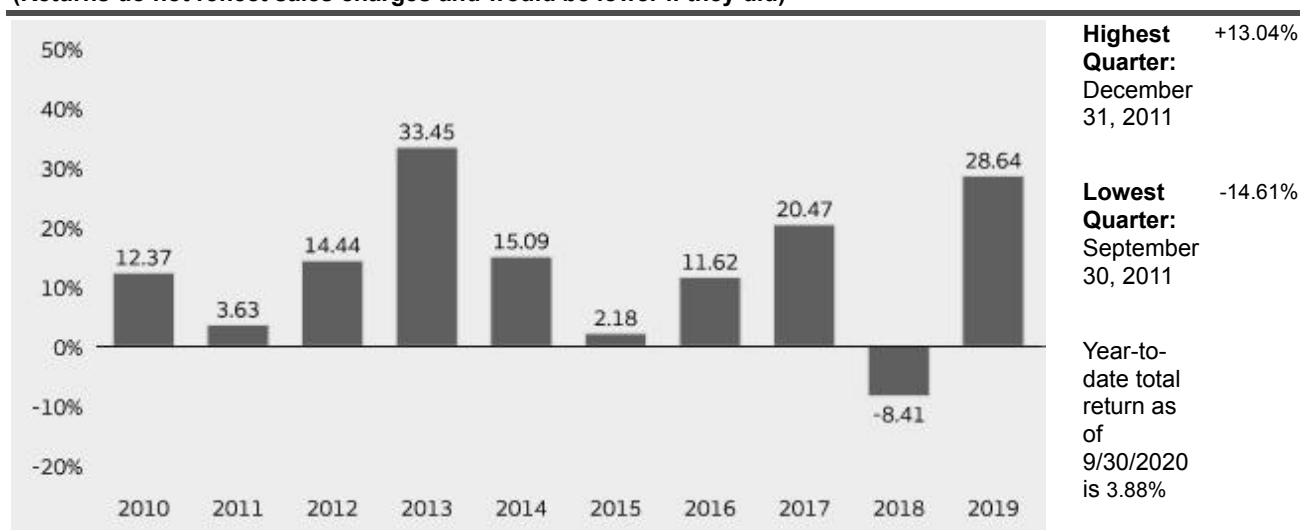
[Back To Table of Contents](#)

Management Risk. Investment decisions, techniques, analyses or models implemented by a Fund's manager or sub-adviser in seeking to achieve the Fund's investment objective may not produce expected returns, may cause the Fund's shares to lose value or may cause the Fund to underperform other funds with similar investment objectives.

Performance

The following information provides some indication of the risks of investing in the Fund by showing changes in the Fund's performance from year to year. The Fund's average annual total returns are compared to the performance of one or more indices. Past performance before and after taxes is no guarantee of future results. Current month-end performance is available on the Fund's website at wfam.com.

Calendar Year Total Returns for Class A shares as of 12/31 each year¹
(Returns do not reflect sales charges and would be lower if they did)



Average Annual Total Returns for the periods ended 12/31/2019 (returns reflect applicable sales charges)¹

	Inception Date of Share Class	1 Year	5 Year	10 Year
Class A (before taxes)	2/28/1990	21.28%	8.81%	12.06%
Class A (after taxes on distributions)	2/28/1990	20.06%	7.30%	10.06%
Class A (after taxes on distributions and the sale of Fund Shares)	2/28/1990	13.43%	6.62%	9.42%
Class C (before taxes)	6/30/1999	26.63%	9.29%	11.89%
S&P 500 Index (reflects no deduction for fees, expenses, or taxes)		31.49%	11.70%	13.56%

1. Historical performance shown prior to July 19, 2010, is based on the performance of the Fund's predecessor, Evergreen Enhanced S&P 500 Fund.

After-tax returns are calculated using the historical highest individual federal marginal income tax rates and do not reflect the impact of state, local or foreign taxes. Actual after-tax returns depend on an investor's tax situation and may differ from those shown, and after-tax returns shown are not relevant to tax-exempt investors or investors who hold their Fund shares through tax-deferred arrangements, such as 401(k) Plans or Individual Retirement Accounts. After-tax returns are shown for only one class of shares. After-tax returns for any other class will vary.

[Back To Table of Contents](#)

Fund Management

Manager	Sub-Adviser	Portfolio Manager, Title / Managed Since
Wells Fargo Funds Management, LLC	Wells Capital Management Incorporated	Justin P. Carr, CFA , Portfolio Manager / 2017 Robert M. Wicentowski, CFA , Portfolio Manager / 2019

Purchase and Sale of Fund Shares

In general, you can buy or sell shares of the Fund online or by mail, phone or wire on any day the New York Stock Exchange is open for regular trading. You also may buy and sell shares through a financial professional.

Minimum Investments

Minimum Initial Investment

Regular Accounts: \$1,000
IRAs, IRA Rollovers, Roth IRAs: \$250
UGMA/UTMA Accounts: \$50
Employer Sponsored Retirement Plans: No Minimum

Minimum Additional Investment

Regular Accounts, IRAs, IRA Rollovers, Roth IRAs: \$100
UGMA/UTMA Accounts: \$50
Employer Sponsored Retirement Plans: No Minimum

To Buy or Sell Shares

Mail: Wells Fargo Funds
P.O. Box 219967
Kansas City, MO 64121-9967
Online: wfam.com
Phone or Wire: 1-800-222-8222

Contact your financial professional.

Tax Information

Any distributions you receive from the Fund may be taxable as ordinary income or capital gains, except when your investment is in an IRA, 401(k) or other tax-advantaged investment plan. However, subsequent withdrawals from such a tax-advantaged investment plan may be subject to federal income tax. You should consult your tax adviser about your specific tax situation.

Payments to Intermediaries

If you purchase a Fund through an intermediary, the Fund and its related companies may pay the intermediary for the sale of Fund shares and related services. These payments may create a conflict of interest by influencing the intermediary and your financial professional to recommend the Fund over another investment. Consult your financial professional or visit your intermediary's website for more information.

[Back To Table of Contents](#)

Endeavor Select Fund Summary

Investment Objective

The Fund seeks long-term capital appreciation.

Fees and Expenses

These tables are intended to help you understand the various costs and expenses you will pay if you buy and hold shares of the Fund. You may qualify for sales charge discounts if you and your family invest, or agree to invest in the future, at least \$10,000 in the aggregate in specified classes of certain Wells Fargo Funds. More information about these and other discounts is available from your financial professional and in "Share Class Features" and "Reductions and Waivers of Sales Charges" on pages 59 and 60 of the Prospectus and "Additional Purchase and Redemption Information" on page 86 of the Statement of Additional Information. Investors who purchase through certain intermediaries may be subject to different sales charge discounts than those outlined shares in these sections. Please see Appendix A on page 82 for further information.

Shareholder Fees (fees paid directly from your investment)

	Class A	Class C
Maximum sales charge (load) imposed on purchases (as a percentage of offering price)	5.75%	None
Maximum deferred sales charge (load) (as a percentage of offering price)	None ¹	1.00%

1. Investments of \$1 million or more are not subject to a front-end sales charge but generally will be subject to a deferred sales charge of 1.00% if redeemed within 18 months from the date of purchase.

Annual Fund Operating Expenses (expenses that you pay each year as a percentage of the value of your investment)¹

	Class A	Class C
Management Fees	0.70%	0.70%
Distribution (12b-1) Fees	0.00%	0.75%
Other Expenses	0.56%	0.56%
Total Annual Fund Operating Expenses	1.26%	2.01%
Fee Waivers	(0.23)%	(0.23)%
Total Annual Fund Operating Expenses After Fee Waivers²	1.03%	1.78%

1. Expenses have been adjusted as necessary from amounts incurred during the Fund's most recent fiscal year to reflect current fees and expenses.

2. The Manager has contractually committed through November 30, 2021, to waive fees and/or reimburse expenses to the extent necessary to cap Total Annual Fund Operating Expenses After Fee Waivers at 1.03% for Class A, and 1.78% for Class C. Brokerage commissions, stamp duty fees, interest, taxes, acquired fund fees and expenses (if any), and extraordinary expenses are excluded from the expense cap. Prior to or after the commitment expiration date, the cap may be increased or the commitment to maintain the cap may be terminated only with the approval of the Board of Trustees.

Example of Expenses

The example below is intended to help you compare the costs of investing in the Fund with the costs of investing in other funds. The example assumes a \$10,000 initial investment, 5% annual total return, and that fees and expenses remain the same as in the tables above. To the extent that the Manager is waiving fees or reimbursing expenses, the example assumes that such waiver or reimbursement will only be in place through the date noted above. Although your actual costs may be higher or lower, based on these assumptions, your costs would be:

	Assuming Redemption at End of Period		Assuming No Redemption
After:	Class A	Class C	Class C
1 Year	\$674	\$281	\$181
3 Years	\$930	\$608	\$608
5 Years	\$1,206	\$1,062	\$1,062
10 Years	\$1,991	\$2,319	\$2,319

[Back To Table of Contents](#)

Portfolio Turnover

The Fund pays transaction costs, such as commissions, when it buys and sells securities (or “turns over” its portfolio). A higher portfolio turnover rate may indicate higher transaction costs and may result in higher taxes when Fund shares are held in a taxable account. These costs, which are not reflected in annual fund operating expenses or in the example, affect the Fund’s performance. During the most recent fiscal year, the Fund’s portfolio turnover rate was 16% of the average value of its portfolio.

Principal Investment Strategies

Under normal circumstances, we invest:

- at least 80% of the Fund’s total assets in equity securities; and
- up to 25% of the Fund’s total assets in equity securities of foreign issuers through ADRs and similar investments.

We invest principally in the equity securities of approximately 30 to 40 companies that we believe offer the potential for capital growth. We may also invest in equity securities of foreign issuers through ADRs and similar investments. We select equity securities of companies of any size.

We seek to identify companies that have the prospect for strong sales and earnings growth rates, that enjoy a competitive advantage (for example, dominant market share) and that we believe have effective management with a history of making investments that are in the best interests of shareholders (for example, companies with a history of earnings and sales growth that are in excess of total asset growth). Furthermore, we seek to identify companies that embrace innovation and foster disruption using technology to maximize efficiencies, gain pricing advantages, and take market share from competitors. We view innovative companies as those that, among other characteristics, have the ability to advance new products or services through investment in research and development, that operate a business model that is displacing legacy industry incumbents, that are pursuing a large unmet need or total available market, and/or that are benefitting from changes in demographic, lifestyle, or environmental trends. We believe innovation found in companies on the “right side of change” is often mispriced in today’s public equity markets and is a frequent signal or anomaly that we seek to exploit through our investment process. We pay particular attention to how management teams allocate capital in order to drive future cash flow. Price objectives are determined based on industry-specific valuation methodologies, including relative price-to-earnings multiples, price-to-book value, operating profit margin trends, enterprise value to EBITDA (earnings before interest, taxes, depreciation and amortization) and free cash flow yield. In addition to meeting with management, we take a surround the company approach by surveying a company’s vendors, distributors, competitors and customers to obtain multiple perspectives that help us make better investment decisions. Portfolio holdings are continuously monitored for changes in fundamentals. The team seeks a favorable risk/reward relationship to fair valuation, which we define as the value of the company (i.e., our price target for the stock) relative to where the stock is currently trading. We may invest in any sector, and at times the Fund may emphasize one or more particular sectors. We may choose to sell a holding when it no longer offers favorable growth prospects, reaches our target price, or to take advantage of a better investment opportunity.

Principal Investment Risks

An investment in the Fund may lose money, is not a deposit of Wells Fargo Bank, N.A. or its affiliates, is not insured or guaranteed by the Federal Deposit Insurance Corporation or any other governmental agency, and is primarily subject to the risks briefly summarized below.

Market Risk. The values of, and/or the income generated by, securities held by the Fund may decline due to general market conditions or other factors, including those directly involving the issuers of such securities. Securities markets are volatile and may decline significantly in response to adverse issuer, regulatory, political, or economic developments. Different sectors of the market and different security types may react differently to such developments.

Equity Securities Risk. The values of equity securities may experience periods of substantial price volatility and may decline significantly over short time periods. In general, the values of equity securities are more volatile than those of debt securities. Equity securities fluctuate in value and price in response to factors specific to the issuer of the security, such as management performance, financial condition, and market demand for the issuer’s products or services, as well as factors unrelated to the fundamental condition of the issuer, including general market,

economic and political conditions. Different parts of a market, industry and sector may react differently to adverse issuer, market, regulatory, political, and economic developments.

[Back To Table of Contents](#)

Focused Portfolio Risk. Changes in the value of a small number of issuers are likely to have a larger impact on a Fund's net asset value than if the Fund held a greater number of issuers.

Foreign Investment Risk. Foreign investments may be subject to lower liquidity, greater price volatility and risks related to adverse political, regulatory, market or economic developments. Foreign investments may involve exposure to changes in foreign currency exchange rates and may be subject to higher withholding and other taxes.

Growth/Value Investing Risk. Securities that exhibit growth or value characteristics tend to perform differently and shift into and out of favor with investors depending on changes in market and economic sentiment and conditions.

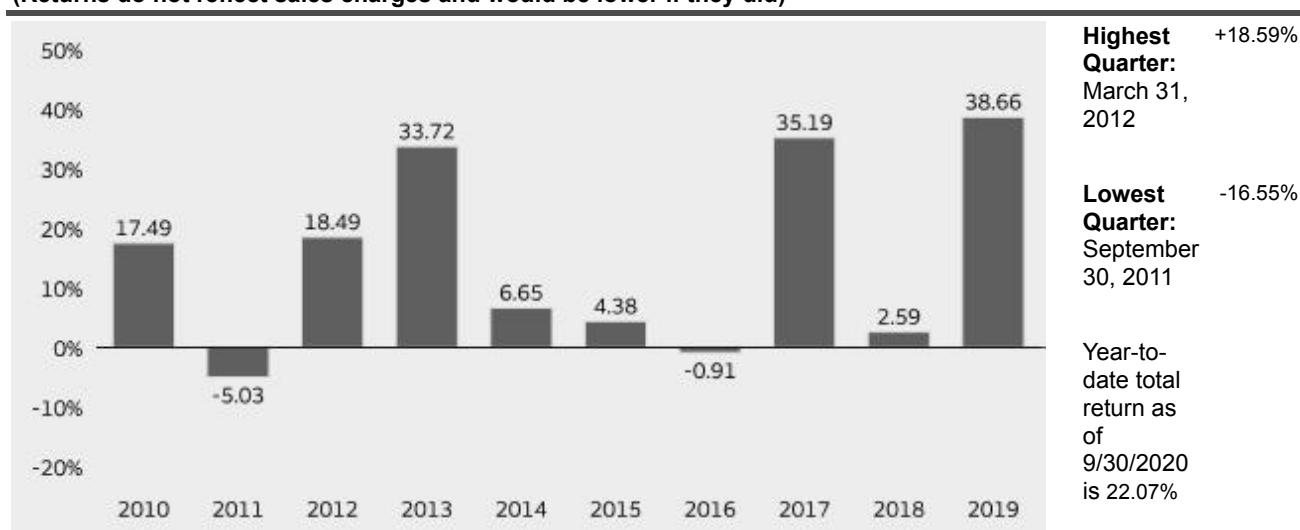
Management Risk. Investment decisions, techniques, analyses or models implemented by a Fund's manager or sub-adviser in seeking to achieve the Fund's investment objective may not produce expected returns, may cause the Fund's shares to lose value or may cause the Fund to underperform other funds with similar investment objectives.

Smaller Company Securities Risk. Securities of companies with smaller market capitalizations tend to be more volatile and less liquid than those of larger companies.

Performance

The following information provides some indication of the risks of investing in the Fund by showing changes in the Fund's performance from year to year. The Fund's average annual total returns are compared to the performance of one or more indices. Past performance before and after taxes is no guarantee of future results. Current month-end performance is available on the Fund's website at wfam.com.

Calendar Year Total Returns for Class A as of 12/31 each year
(Returns do not reflect sales charges and would be lower if they did)



Average Annual Total Returns for the periods ended 12/31/2019 (returns reflect applicable sales charges)

	Inception Date of Share Class	1 Year	5 Year	10 Year
Class A (before taxes)	12/29/2000	30.71%	13.39%	13.45%
Class A (after taxes on distributions)	12/29/2000	27.95%	7.72%	10.01%
Class A (after taxes on distributions and the sale of Fund Shares)	12/29/2000	20.00%	8.99%	10.10%
Class C (before taxes)	12/29/2000	36.82%	13.89%	13.28%
Russell 1000® Growth Index (reflects no deduction for fees, expenses, or taxes)		36.39%	14.63%	15.22%

After-tax returns are calculated using the historical highest individual federal marginal income tax rates and do not reflect the impact of state, local or foreign taxes. Actual after-tax returns depend on an investor's tax situation and may differ from those shown, and after-tax returns shown are not relevant to tax-exempt investors or investors who hold their Fund shares through tax-deferred arrangements, such as 401(k) Plans or Individual

[Back To Table of Contents](#)

Retirement Accounts. After-tax returns are shown for only one class of shares. After-tax returns for any other class will vary.

Fund Management

Manager

Wells Fargo Funds
Management, LLC

Sub-Adviser

Wells Capital
Management
Incorporated

Portfolio Manager, Title/Managed Since

Michael T. Smith, CFA, Portfolio Manager/2010
Christopher J. Warner, CFA, Portfolio
Manager/2016

Purchase and Sale of Fund Shares

In general, you can buy or sell shares of the Fund online or by mail, phone or wire on any day the New York Stock Exchange is open for regular trading. You also may buy and sell shares through a financial professional.

Minimum Investments

Minimum Initial Investment

Regular Accounts: \$1,000
IRAs, IRA Rollovers, Roth IRAs: \$250
UGMA/UTMA Accounts: \$50
Employer Sponsored Retirement Plans: No
Minimum

Minimum Additional Investment

Regular Accounts, IRAs, IRA Rollovers, Roth IRAs:
\$100
UGMA/UTMA Accounts: \$50
Employer Sponsored Retirement Plans: No
Minimum

To Buy or Sell Shares

Mail: Wells Fargo Funds
P.O. Box 219967
Kansas City, MO 64121-9967
Online: wfam.com
Phone or Wire: 1-800-222-8222

Contact your financial professional.

Tax Information

Any distributions you receive from the Fund may be taxable as ordinary income or capital gains, except when your investment is in an IRA, 401(k) or other tax-advantaged investment plan. However, subsequent withdrawals from such a tax-advantaged investment plan may be subject to federal income tax. You should consult your tax adviser about your specific tax situation.

Payments to Intermediaries

If you purchase a Fund through an intermediary, the Fund and its related companies may pay the intermediary for the sale of Fund shares and related services. These payments may create a conflict of interest by influencing the intermediary and your financial professional to recommend the Fund over another investment. Consult your financial professional or visit your intermediary's website for more information.

[Back To Table of Contents](#)

Growth Fund Summary

Investment Objective

The Fund seeks long-term capital appreciation.

Fees and Expenses

These tables are intended to help you understand the various costs and expenses you will pay if you buy and hold shares of the Fund. You may qualify for sales charge discounts if you and your family invest, or agree to invest in the future, at least \$10,000 in the aggregate in specified classes of certain Wells Fargo Funds. More information about these and other discounts is available from your financial professional and in "Share Class Features" and "Reductions and Waivers of Sales Charges" on pages 59 and 60 of the Prospectus and "Additional Purchase and Redemption Information" on page 86 of the Statement of Additional Information. Investors who purchase through certain intermediaries may be subject to different sales charge discounts than those outlined shares in these sections. Please see Appendix A on page 82 for further information.

Shareholder Fees (fees paid directly from your investment)

	Class A	Class C
Maximum sales charge (load) imposed on purchases (as a percentage of offering price)	5.75%	None
Maximum deferred sales charge (load) (as a percentage of offering price)	None ¹	1.00%

1. Investments of \$1 million or more are not subject to a front-end sales charge but generally will be subject to a deferred sales charge of 1.00% if redeemed within 18 months from the date of purchase.

Annual Fund Operating Expenses (expenses that you pay each year as a percentage of the value of your investment)¹

	Class A	Class C
Management Fees	0.70%	0.70%
Distribution (12b-1) Fees	0.00%	0.75%
Other Expenses	0.47%	0.47%
Total Annual Fund Operating Expenses	1.17%	1.92%
Fee Waivers	(0.01)%	(0.01)%
Total Annual Fund Operating Expenses After Fee Waivers²	1.16%	1.91%

1. Expenses have been adjusted as necessary from amounts incurred during the Fund's most recent fiscal year to reflect current fees and expenses.

2. The Manager has contractually committed through November 30, 2021, to waive fees and/or reimburse expenses to the extent necessary to cap Total Annual Fund Operating Expenses After Fee Waivers at 1.16% for Class A, and 1.91% for Class C. Brokerage commissions, stamp duty fees, interest, taxes, acquired fund fees and expenses (if any), and extraordinary expenses are excluded from the expense cap. Prior to or after the commitment expiration date, the cap may be increased or the commitment to maintain the cap may be terminated only with the approval of the Board of Trustees.

Example of Expenses

The example below is intended to help you compare the costs of investing in the Fund with the costs of investing in other funds. The example assumes a \$10,000 initial investment, 5% annual total return, and that fees and expenses remain the same as in the tables above. To the extent that the Manager is waiving fees or reimbursing expenses, the example assumes that such waiver or reimbursement will only be in place through the date noted above. Although your actual costs may be higher or lower, based on these assumptions, your costs would be:

	Assuming Redemption at End of Period		Assuming No Redemption
After:	Class A	Class C	Class C
1 Year	\$686	\$294	\$194
3 Years	\$924	\$602	\$602
5 Years	\$1,181	\$1,036	\$1,036
10 Years	\$1,913	\$2,242	\$2,242

[Back To Table of Contents](#)

Portfolio Turnover

The Fund pays transaction costs, such as commissions, when it buys and sells securities (or “turns over” its portfolio). A higher portfolio turnover rate may indicate higher transaction costs and may result in higher taxes when Fund shares are held in a taxable account. These costs, which are not reflected in annual fund operating expenses or in the example, affect the Fund’s performance. During the most recent fiscal year, the Fund’s portfolio turnover rate was 37% of the average value of its portfolio.

Principal Investment Strategies

Under normal circumstances, we invest:

- at least 80% of the Fund’s total assets in equity securities; and
- up to 25% of the Fund’s total assets in equity securities of foreign issuers through ADRs and similar investments.

We invest principally in equity securities of companies that we believe have prospects for robust and sustainable growth of revenues and earnings. We may invest in the equity securities of companies of any market capitalization. We may also invest in equity securities of foreign issuers through ADRs and similar investments.

We focus on companies that dominate their market, are establishing new markets or are undergoing dynamic change. We believe earnings and revenue growth relative to expectations are critical factors in determining stock price movements. Thus, our investment process is centered around finding companies with under-appreciated prospects for robust and sustainable growth in earnings and revenue. To find that growth, we use bottom-up research, emphasizing companies whose management teams have a history of successfully executing their strategy and whose business models have sufficient profit potential. We forecast revenue and earnings revision opportunities, along with other key financial metrics to assess investment potential. We then combine that company-specific analysis with our assessment of secular and timeliness trends to form a buy/sell decision about a particular stock. We may invest in any sector, and at times we may emphasize one or more particular sectors. We sell a company’s securities when we see deterioration in fundamentals that leads us to become suspicious of a company’s prospective growth profile or the profitability potential of its business model, as this often leads to lower valuation potential. We may also sell or trim a position when we need to raise money to fund the purchase of a better investment opportunity or when valuation is extended beyond our expectations.

Principal Investment Risks

An investment in the Fund may lose money, is not a deposit of Wells Fargo Bank, N.A. or its affiliates, is not insured or guaranteed by the Federal Deposit Insurance Corporation or any other governmental agency, and is primarily subject to the risks briefly summarized below.

Market Risk. The values of, and/or the income generated by, securities held by the Fund may decline due to general market conditions or other factors, including those directly involving the issuers of such securities. Securities markets are volatile and may decline significantly in response to adverse issuer, regulatory, political, or economic developments. Different sectors of the market and different security types may react differently to such developments.

Equity Securities Risk. The values of equity securities may experience periods of substantial price volatility and may decline significantly over short time periods. In general, the values of equity securities are more volatile than those of debt securities. Equity securities fluctuate in value and price in response to factors specific to the issuer of the security, such as management performance, financial condition, and market demand for the issuer’s products or services, as well as factors unrelated to the fundamental condition of the issuer, including general market, economic and political conditions. Different parts of a market, industry and sector may react differently to adverse issuer, market, regulatory, political, and economic developments.

Foreign Investment Risk. Foreign investments may be subject to lower liquidity, greater price volatility and risks related to adverse political, regulatory, market or economic developments. Foreign investments may involve exposure to changes in foreign currency exchange rates and may be subject to higher withholding and other taxes.

Growth/Value Investing Risk. Securities that exhibit growth or value characteristics tend to perform differently and shift into and out of favor with investors depending on changes in market and economic sentiment and conditions.

Management Risk. Investment decisions, techniques, analyses or models implemented by a Fund's manager or sub-adviser in seeking to achieve the Fund's investment objective may not produce expected returns, may cause

[Back To Table of Contents](#)

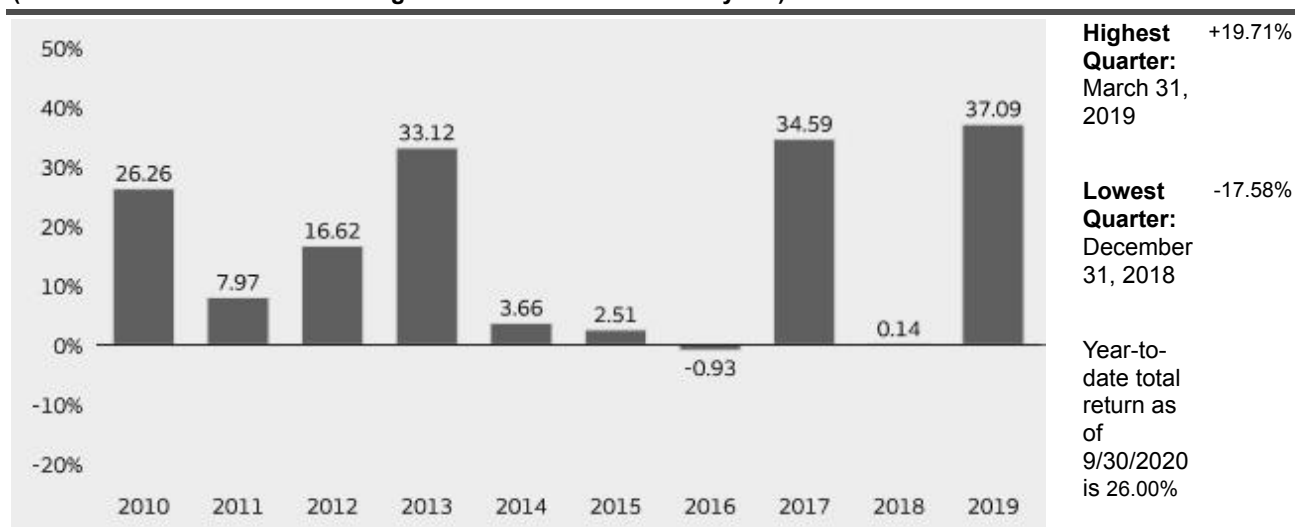
the Fund's shares to lose value or may cause the Fund to underperform other funds with similar investment objectives.

Smaller Company Securities Risk. Securities of companies with smaller market capitalizations tend to be more volatile and less liquid than those of larger companies.

Performance

The following information provides some indication of the risks of investing in the Fund by showing changes in the Fund's performance from year to year. The Fund's average annual total returns are compared to the performance of one or more indices. Past performance before and after taxes is no guarantee of future results. Current month-end performance is available on the Fund's website at wfam.com.

Calendar Year Total Returns for Class A as of 12/31 each year
(Returns do not reflect sales charges and would be lower if they did)



Average Annual Total Returns for the periods ended 12/31/2019 (returns reflect applicable sales charges)

	Inception Date of Share Class	1 Year	5 Year	10 Year
Class A (before taxes)	2/24/2000	29.20%	12.08%	14.52%
Class A (after taxes on distributions)	2/24/2000	25.58%	7.45%	11.64%
Class A (after taxes on distributions and the sale of Fund Shares)	2/24/2000	19.75%	8.56%	11.50%
Class C (before taxes)	12/26/2002	35.07%	12.55%	14.34%
Russell 3000® Growth Index (reflects no deduction for fees, expenses, or taxes)		35.85%	14.23%	15.05%

After-tax returns are calculated using the historical highest individual federal marginal income tax rates and do not reflect the impact of state, local or foreign taxes. Actual after-tax returns depend on an investor's tax situation and may differ from those shown, and after-tax returns shown are not relevant to tax-exempt investors or investors who hold their Fund shares through tax-deferred arrangements, such as 401(k) Plans or Individual Retirement Accounts. After-tax returns are shown for only one class of shares. After-tax returns for any other class will vary.

[Back To Table of Contents](#)

Fund Management

Manager

Wells Fargo Funds
Management, LLC

Sub-Adviser

Wells Capital
Management
Incorporated

Portfolio Manager, Title / Managed Since

Joseph M. Eberhardy, CFA, CPA, Portfolio Manager / 2008
Robert Gruendyke, CFA, Portfolio Manager / 2020
Thomas C. Ognar, CFA, Portfolio Manager / 2002

Purchase and Sale of Fund Shares

In general, you can buy or sell shares of the Fund online or by mail, phone or wire on any day the New York Stock Exchange is open for regular trading. You also may buy and sell shares through a financial professional.

Minimum Investments

Minimum Initial Investment

Regular Accounts: \$1,000
IRAs, IRA Rollovers, Roth IRAs: \$250
UGMA/UTMA Accounts: \$50
Employer Sponsored Retirement Plans: No Minimum

Minimum Additional Investment

Regular Accounts, IRAs, IRA Rollovers, Roth IRAs: \$100
UGMA/UTMA Accounts: \$50
Employer Sponsored Retirement Plans: No Minimum

To Buy or Sell Shares

Mail: Wells Fargo Funds
P.O. Box 219967
Kansas City, MO 64121-9967
Online: wfam.com
Phone or Wire: 1-800-222-8222

Contact your financial professional.

Tax Information

Any distributions you receive from the Fund may be taxable as ordinary income or capital gains, except when your investment is in an IRA, 401(k) or other tax-advantaged investment plan. However, subsequent withdrawals from such a tax-advantaged investment plan may be subject to federal income tax. You should consult your tax adviser about your specific tax situation.

Payments to Intermediaries

If you purchase a Fund through an intermediary, the Fund and its related companies may pay the intermediary for the sale of Fund shares and related services. These payments may create a conflict of interest by influencing the intermediary and your financial professional to recommend the Fund over another investment. Consult your financial professional or visit your intermediary's website for more information.

[Back To Table of Contents](#)

Large Cap Core Fund Summary

Investment Objective

The Fund seeks long-term capital appreciation.

Fees and Expenses

These tables are intended to help you understand the various costs and expenses you will pay if you buy and hold shares of the Fund. You may qualify for sales charge discounts if you and your family invest, or agree to invest in the future, at least \$10,000 in the aggregate in specified classes of certain Wells Fargo Funds. More information about these and other discounts is available from your financial professional and in "Share Class Features" and "Reductions and Waivers of Sales Charges" on pages 59 and 60 of the Prospectus and "Additional Purchase and Redemption Information" on page 86 of the Statement of Additional Information. Investors who purchase through certain intermediaries may be subject to different sales charge discounts than those outlined shares in these sections. Please see Appendix A on page 82 for further information.

Shareholder Fees (fees paid directly from your investment)

	Class A	Class C
Maximum sales charge (load) imposed on purchases (as a percentage of offering price)	5.75%	None
Maximum deferred sales charge (load) (as a percentage of offering price)	None ¹	1.00%

1. Investments of \$1 million or more are not subject to a front-end sales charge but generally will be subject to a deferred sales charge of 1.00% if redeemed within 18 months from the date of purchase.

Annual Fund Operating Expenses (expenses that you pay each year as a percentage of the value of your investment)¹

	Class A	Class C
Management Fees	0.69%	0.69%
Distribution (12b-1) Fees	0.00%	0.75%
Other Expenses	0.53%	0.53%
Total Annual Fund Operating Expenses	1.22%	1.97%
Fee Waivers	(0.14)%	(0.14)%
Total Annual Fund Operating Expenses After Fee Waivers²	1.08%	1.83%

1. Expenses have been adjusted as necessary from amounts incurred during the Fund's most recent fiscal year to reflect current fees and expenses.

2. The Manager has contractually committed through November 30, 2021, to waive fees and/or reimburse expenses to the extent necessary to cap Total Annual Fund Operating Expenses After Fee Waivers at 1.08% for Class A, and 1.83% for Class C. Brokerage commissions, stamp duty fees, interest, taxes, acquired fund fees and expenses (if any), and extraordinary expenses are excluded from the expense cap. Prior to or after the commitment expiration date, the cap may be increased or the commitment to maintain the cap may be terminated only with the approval of the Board of Trustees.

Example of Expenses

The example below is intended to help you compare the costs of investing in the Fund with the costs of investing in other funds. The example assumes a \$10,000 initial investment, 5% annual total return, and that fees and expenses remain the same as in the tables above. To the extent that the Manager is waiving fees or reimbursing expenses, the example assumes that such waiver or reimbursement will only be in place through the date noted above. Although your actual costs may be higher or lower, based on these assumptions, your costs would be:

	Assuming Redemption at End of Period		Assuming No Redemption
After:	Class A	Class C	Class C
1 Year	\$679	\$286	\$186
3 Years	\$927	\$605	\$605
5 Years	\$1,194	\$1,049	\$1,049
10 Years	\$1,956	\$2,285	\$2,285

[Back To Table of Contents](#)

Portfolio Turnover

The Fund pays transaction costs, such as commissions, when it buys and sells securities (or “turns over” its portfolio). A higher portfolio turnover rate may indicate higher transaction costs and may result in higher taxes when Fund shares are held in a taxable account. These costs, which are not reflected in annual fund operating expenses or in the example, affect the Fund’s performance. During the most recent fiscal year, the Fund’s portfolio turnover rate was 28% of the average value of its portfolio.

Principal Investment Strategies

Under normal circumstances, we invest:

- at least 80% of the Fund’s net assets in equity securities of large-capitalization companies; and
- up to 10% of the Fund’s total assets in equity securities of foreign issuers, including ADRs and similar investments.

We invest principally in equity securities of large-capitalization companies, which we define as companies with market capitalizations within the range of the S&P 500 Index at the time of purchase. The market capitalization range of the S&P 500 Index was approximately \$2.5 billion to \$1.8 trillion, as of October 31, 2020, and is expected to change frequently. We may also invest in equity securities of foreign issuers including ADRs and similar investments. Generally, we avoid investments in issuers we deem to have significant alcohol, gaming or tobacco business.

We utilize a combination of quantitative methods and fundamental analysis to select a core portfolio of large-capitalization companies that we believe are relatively undervalued and exhibit the likelihood to meet or exceed future earnings expectations. Our quantitative analysis is based on a proprietary total composite model that considers valuation, quality, and momentum characteristics to rank securities. Stocks that are attractively ranked by the total composite model are candidates for purchase. Such candidates undergo further qualitative analysis, which may include an evaluation of a company’s management strength, products and/or services, competition and risk profile. This disciplined process leads to a focused, target portfolio of approximately 50 securities that are diversified among major economic sectors.

In general, a stock may be sold if it has declining earnings expectations or a significantly overvalued stock price, as indicated by lower rankings within the total composite model. Upon the sale of any security, we seek to invest the proceeds in the most attractive security, in light of all relevant considerations, in which the Fund may invest in accordance with the Fund’s investment restrictions.

Principal Investment Risks

An investment in the Fund may lose money, is not a deposit of Wells Fargo Bank, N.A. or its affiliates, is not insured or guaranteed by the Federal Deposit Insurance Corporation or any other governmental agency, and is primarily subject to the risks briefly summarized below.

Market Risk. The values of, and/or the income generated by, securities held by the Fund may decline due to general market conditions or other factors, including those directly involving the issuers of such securities. Securities markets are volatile and may decline significantly in response to adverse issuer, regulatory, political, or economic developments. Different sectors of the market and different security types may react differently to such developments.

Equity Securities Risk. The values of equity securities may experience periods of substantial price volatility and may decline significantly over short time periods. In general, the values of equity securities are more volatile than those of debt securities. Equity securities fluctuate in value and price in response to factors specific to the issuer of the security, such as management performance, financial condition, and market demand for the issuer’s products or services, as well as factors unrelated to the fundamental condition of the issuer, including general market, economic and political conditions. Different parts of a market, industry and sector may react differently to adverse issuer, market, regulatory, political, and economic developments.

Focused Portfolio Risk. Changes in the value of a small number of issuers are likely to have a larger impact on a Fund’s net asset value than if the Fund held a greater number of issuers.

Foreign Investment Risk. Foreign investments may be subject to lower liquidity, greater price volatility and risks related to adverse political, regulatory, market or economic developments. Foreign investments may involve exposure to changes in foreign currency exchange rates and may be subject to higher withholding and other taxes.

[Back To Table of Contents](#)

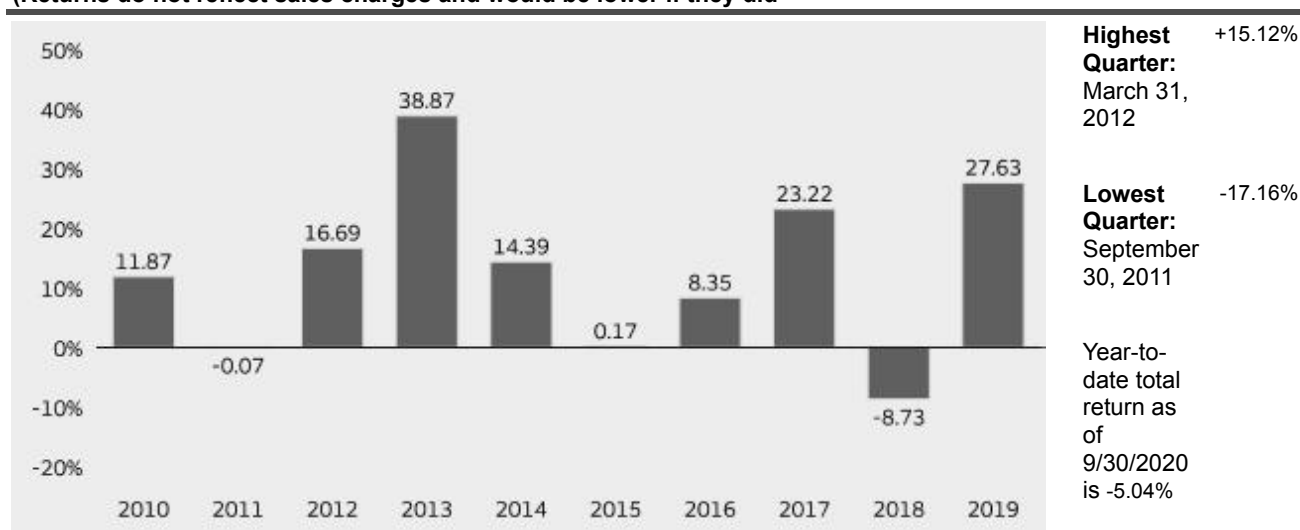
Growth/Value Investing Risk. Securities that exhibit growth or value characteristics tend to perform differently and shift into and out of favor with investors depending on changes in market and economic sentiment and conditions.

Management Risk. Investment decisions, techniques, analyses or models implemented by a Fund's manager or sub-adviser in seeking to achieve the Fund's investment objective may not produce expected returns, may cause the Fund's shares to lose value or may cause the Fund to underperform other funds with similar investment objectives.

Performance

The following information provides some indication of the risks of investing in the Fund by showing changes in the Fund's performance from year to year. The Fund's average annual total returns are compared to the performance of one or more indices. Past performance before and after taxes is no guarantee of future results. Current month-end performance is available on the Fund's website at wfam.com.

Calendar Year Total Returns for Class A as of 12/31 each year¹
(Returns do not reflect sales charges and would be lower if they did)



Average Annual Total Returns for the periods ended 12/31/2019 (returns reflect applicable sales charges)¹

	Inception Date of Share Class	1 Year	5 Year	10 Year
Class A (before taxes)	12/17/2007	20.28%	7.99%	11.78%
Class A (after taxes on distributions)	12/17/2007	15.14%	6.25%	10.81%
Class A (after taxes on distributions and the sale of Fund Shares)	12/17/2007	15.52%	6.15%	9.74%
Class C (before taxes)	12/17/2007	25.63%	8.45%	11.60%
S&P 500 Index (reflects no deduction for fees, expenses, or taxes)		31.49%	11.70%	13.56%

1. Historical performance shown prior to July 19, 2010 is based on the performance of the Fund's predecessor, Evergreen Golden Large Cap Core Fund.

After-tax returns are calculated using the historical highest individual federal marginal income tax rates and do not reflect the impact of state, local or foreign taxes. Actual after-tax returns depend on an investor's tax situation and may differ from those shown, and after-tax returns shown are not relevant to tax-exempt investors or investors who hold their Fund shares through tax-deferred arrangements, such as 401(k) Plans or Individual Retirement Accounts. After-tax returns are shown for only one class of shares. After-tax returns for any other class will vary.

[Back To Table of Contents](#)

Fund Management

Manager	Sub-Adviser	Portfolio Manager, Title / Managed Since
Wells Fargo Funds Management, LLC	Wells Capital Management Incorporated	John R. Campbell, CFA , Portfolio Manager / 2015 Vince Fioramonti, CFA , Portfolio Manager / 2019

Purchase and Sale of Fund Shares

In general, you can buy or sell shares of the Fund online or by mail, phone or wire on any day the New York Stock Exchange is open for regular trading. You also may buy and sell shares through a financial professional.

Minimum Investments

Minimum Initial Investment

Regular Accounts: \$1,000
IRAs, IRA Rollovers, Roth IRAs: \$250
UGMA/UTMA Accounts: \$50
Employer Sponsored Retirement Plans: No Minimum

Minimum Additional Investment

Regular Accounts, IRAs, IRA Rollovers, Roth IRAs: \$100
UGMA/UTMA Accounts: \$50
Employer Sponsored Retirement Plans: No Minimum

To Buy or Sell Shares

Mail: Wells Fargo Funds
P.O. Box 219967
Kansas City, MO 64121-9967
Online: wfam.com
Phone or Wire: 1-800-222-8222

Contact your financial professional.

Tax Information

Any distributions you receive from the Fund may be taxable as ordinary income or capital gains, except when your investment is in an IRA, 401(k) or other tax-advantaged investment plan. However, subsequent withdrawals from such a tax-advantaged investment plan may be subject to federal income tax. You should consult your tax adviser about your specific tax situation.

Payments to Intermediaries

If you purchase a Fund through an intermediary, the Fund and its related companies may pay the intermediary for the sale of Fund shares and related services. These payments may create a conflict of interest by influencing the intermediary and your financial professional to recommend the Fund over another investment. Consult your financial professional or visit your intermediary's website for more information.

[Back To Table of Contents](#)

Large Cap Growth Fund Summary

Investment Objective

The Fund seeks long-term capital appreciation.

Fees and Expenses

These tables are intended to help you understand the various costs and expenses you will pay if you buy and hold shares of the Fund. You may qualify for sales charge discounts if you and your family invest, or agree to invest in the future, at least \$10,000 in the aggregate in specified classes of certain Wells Fargo Funds. More information about these and other discounts is available from your financial professional and in "Share Class Features" and "Reductions and Waivers of Sales Charges" on pages 59 and 60 of the Prospectus and "Additional Purchase and Redemption Information" on page 86 of the Statement of Additional Information. Investors who purchase through certain intermediaries may be subject to different sales charge discounts than those outlined shares in these sections. Please see Appendix A on page 82 for further information.

Shareholder Fees (fees paid directly from your investment)

	Class A	Class C
Maximum sales charge (load) imposed on purchases (as a percentage of offering price)	5.75%	None
Maximum deferred sales charge (load) (as a percentage of offering price)	None ¹	1.00%

1. Investments of \$1 million or more are not subject to a front-end sales charge but generally will be subject to a deferred sales charge of 1.00% if redeemed within 18 months from the date of purchase.

Annual Fund Operating Expenses (expenses that you pay each year as a percentage of the value of your investment)¹

	Class A	Class C
Management Fees	0.69%	0.69%
Distribution (12b-1) Fees	0.00%	0.75%
Other Expenses	0.49%	0.49%
Total Annual Fund Operating Expenses	1.18%	1.93%
Fee Waivers	(0.11)%	(0.11)%
Total Annual Fund Operating Expenses After Fee Waivers²	1.07%	1.82%

1. Expenses have been adjusted as necessary from amounts incurred during the Fund's most recent fiscal year to reflect current fees and expenses.

2. The Manager has contractually committed through November 30, 2021, to waive fees and/or reimburse expenses to the extent necessary to cap Total Annual Fund Operating Expenses After Fee Waivers at 1.07% for Class A, and 1.82% for Class C. Brokerage commissions, stamp duty fees, interest, taxes, acquired fund fees and expenses (if any), and extraordinary expenses are excluded from the expense cap. Prior to or after the commitment expiration date, the cap may be increased or the commitment to maintain the cap may be terminated only with the approval of the Board of Trustees.

Example of Expenses

The example below is intended to help you compare the costs of investing in the Fund with the costs of investing in other funds. The example assumes a \$10,000 initial investment, 5% annual total return, and that fees and expenses remain the same as in the tables above. To the extent that the Manager is waiving fees or reimbursing expenses, the example assumes that such waiver or reimbursement will only be in place through the date noted above. Although your actual costs may be higher or lower, based on these assumptions, your costs would be:

	Assuming Redemption at End of Period		Assuming No Redemption
After:	Class A	Class C	Class C
1 Year	\$678	\$285	\$185
3 Years	\$918	\$595	\$595
5 Years	\$1,177	\$1,032	\$1,032
10 Years	\$1,915	\$2,245	\$2,245

[Back To Table of Contents](#)

Portfolio Turnover

The Fund pays transaction costs, such as commissions, when it buys and sells securities (or “turns over” its portfolio). A higher portfolio turnover rate may indicate higher transaction costs and may result in higher taxes when Fund shares are held in a taxable account. These costs, which are not reflected in annual fund operating expenses or in the example, affect the Fund’s performance. During the most recent fiscal year, the Fund’s portfolio turnover rate was 34% of the average value of its portfolio.

Principal Investment Strategies

Under normal circumstances, we invest:

- at least 80% of the Fund’s net assets in equity securities of large-capitalization companies; and
- up to 25% of the Fund’s total assets in equity securities of foreign issuers, through ADRs and similar investments.

We invest principally in equity securities of large-capitalization companies that we believe have prospects for robust and sustainable growth of revenues and earnings. We define large-capitalization companies as those with market capitalizations within the range of the Russell 1000® Index at the time of purchase. The market capitalization range of the Russell 1000® Index was approximately \$816 million to \$1.8 trillion, as of October 31, 2020, and is expected to change frequently. We may also invest in equity securities of foreign issuers, through ADRs and similar investments.

We focus on companies that dominate their market, are establishing new markets or are undergoing dynamic change. We believe earnings and revenue growth relative to expectations are critical factors in determining stock price movements. Thus, our investment process is centered around finding companies with under-appreciated prospects for robust and sustainable growth in earnings and revenue. To find that growth, we use bottom-up research, emphasizing companies whose management teams have a history of successfully executing their strategy and whose business models have sufficient profit potential. We forecast revenue and earnings revision opportunities, along with other key financial metrics to assess investment potential. We then combine that company-specific analysis with our assessment of secular and timeliness trends to form a buy/sell decision about a particular stock. We may invest in any sector, and at times we may emphasize one or more particular sectors. We sell a company’s securities when we see deterioration in fundamentals that leads us to become suspicious of a company’s prospective growth profile or the profitability potential of its business model, as this often leads to lower valuation potential. We may also sell or trim a position when we need to raise money to fund the purchase of a better investment opportunity or when valuation is extended beyond our expectations.

Principal Investment Risks

An investment in the Fund may lose money, is not a deposit of Wells Fargo Bank, N.A. or its affiliates, is not insured or guaranteed by the Federal Deposit Insurance Corporation or any other governmental agency, and is primarily subject to the risks briefly summarized below.

Market Risk. The values of, and/or the income generated by, securities held by the Fund may decline due to general market conditions or other factors, including those directly involving the issuers of such securities. Securities markets are volatile and may decline significantly in response to adverse issuer, regulatory, political, or economic developments. Different sectors of the market and different security types may react differently to such developments.

Equity Securities Risk. The values of equity securities may experience periods of substantial price volatility and may decline significantly over short time periods. In general, the values of equity securities are more volatile than those of debt securities. Equity securities fluctuate in value and price in response to factors specific to the issuer of the security, such as management performance, financial condition, and market demand for the issuer’s products or services, as well as factors unrelated to the fundamental condition of the issuer, including general market, economic and political conditions. Different parts of a market, industry and sector may react differently to adverse issuer, market, regulatory, political, and economic developments.

Foreign Investment Risk. Foreign investments may be subject to lower liquidity, greater price volatility and risks related to adverse political, regulatory, market or economic developments. Foreign investments may involve exposure to changes in foreign currency exchange rates and may be subject to higher withholding and other taxes.

Growth/Value Investing Risk. Securities that exhibit growth or value characteristics tend to perform differently and shift into and out of favor with investors depending on changes in market and economic sentiment and conditions.

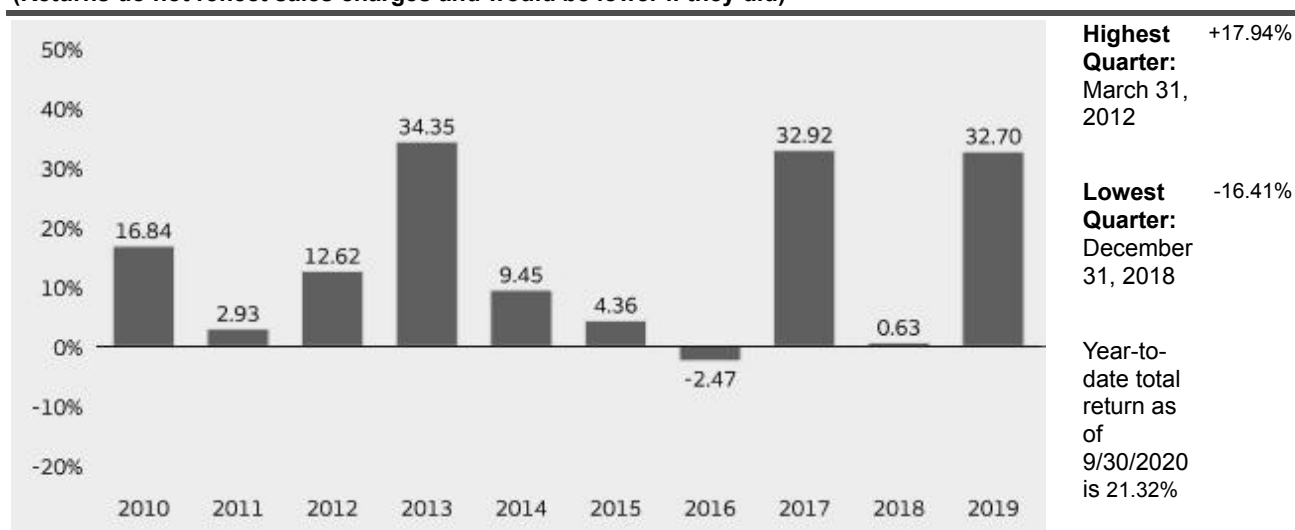
[Back To Table of Contents](#)

Management Risk. Investment decisions, techniques, analyses or models implemented by a Fund's manager or sub-adviser in seeking to achieve the Fund's investment objective may not produce expected returns, may cause the Fund's shares to lose value or may cause the Fund to underperform other funds with similar investment objectives.

Performance

The following information provides some indication of the risks of investing in the Fund by showing changes in the Fund's performance from year to year. The Fund's average annual total returns are compared to the performance of one or more indices. Past performance before and after taxes is no guarantee of future results. Current month-end performance is available on the Fund's website at wfam.com.

Calendar Year Total Returns for Class A as of 12/31 each year¹
(Returns do not reflect sales charges and would be lower if they did)



Average Annual Total Returns for the periods ended 12/31/2019 (returns reflect applicable sales charges)^{1,2}

	Inception Date of Share Class	1 Year	5 Year	10 Year
Class A (before taxes)	7/30/2010	25.07%	11.23%	12.99%
Class A (after taxes on distributions)	7/30/2010	22.34%	7.94%	11.10%
Class A (after taxes on distributions and the sale of Fund Shares)	7/30/2010	16.68%	8.33%	10.50%
Class C (before taxes)	7/30/2010	30.68%	11.71%	12.81%
Russell 1000® Growth Index (reflects no deduction for fees, expenses, or taxes)		36.39%	14.63%	15.22%

1. Historical performance shown for the Class A shares prior to their inception reflects the performance of the former Investor Class shares, and includes the higher expenses applicable to the former Investor Class shares. If these expenses had not been included, returns for Class A would be higher.

2. Historical performance shown for the Class C shares prior to their inception reflects the performance of the former Investor Class shares, adjusted to reflect the higher expenses applicable to the Class C shares.

After-tax returns are calculated using the historical highest individual federal marginal income tax rates and do not reflect the impact of state, local or foreign taxes. Actual after-tax returns depend on an investor's tax situation and may differ from those shown, and after-tax returns shown are not relevant to tax-exempt investors or investors who hold their Fund shares through tax-deferred arrangements, such as 401(k) Plans or Individual Retirement Accounts. After-tax returns are shown for only one class of shares. After-tax returns for any other class will vary.

[Back To Table of Contents](#)

Fund Management

Manager

Wells Fargo Funds
Management, LLC

Sub-Adviser

Wells Capital
Management
Incorporated

Portfolio Manager, Title / Managed Since

Joseph M. Eberhardy, CFA, CPA, Portfolio
Manager / 2008
Robert Gruendyke, CFA, Portfolio Manager / 2017
Thomas C. Ognar, CFA, Portfolio Manager / 2005

Purchase and Sale of Fund Shares

In general, you can buy or sell shares of the Fund online or by mail, phone or wire on any day the New York Stock Exchange is open for regular trading. You also may buy and sell shares through a financial professional.

Minimum Investments

Minimum Initial Investment

Regular Accounts: \$1,000
IRAs, IRA Rollovers, Roth IRAs: \$250
UGMA/UTMA Accounts: \$50
Employer Sponsored Retirement Plans: No
Minimum

Minimum Additional Investment

Regular Accounts, IRAs, IRA Rollovers, Roth IRAs:
\$100
UGMA/UTMA Accounts: \$50
Employer Sponsored Retirement Plans: No
Minimum

To Buy or Sell Shares

Mail: Wells Fargo Funds
P.O. Box 219967
Kansas City, MO 64121-9967
Online: wfam.com
Phone or Wire: 1-800-222-8222

Contact your financial professional.

Tax Information

Any distributions you receive from the Fund may be taxable as ordinary income or capital gains, except when your investment is in an IRA, 401(k) or other tax-advantaged investment plan. However, subsequent withdrawals from such a tax-advantaged investment plan may be subject to federal income tax. You should consult your tax adviser about your specific tax situation.

Payments to Intermediaries

If you purchase a Fund through an intermediary, the Fund and its related companies may pay the intermediary for the sale of Fund shares and related services. These payments may create a conflict of interest by influencing the intermediary and your financial professional to recommend the Fund over another investment. Consult your financial professional or visit your intermediary's website for more information.

[Back To Table of Contents](#)

Large Company Value Fund Summary

Investment Objective

The Fund seeks long-term capital appreciation.

Fees and Expenses

These tables are intended to help you understand the various costs and expenses you will pay if you buy and hold shares of the Fund. You may qualify for sales charge discounts if you and your family invest, or agree to invest in the future, at least \$10,000 in the aggregate in specified classes of certain Wells Fargo Funds. More information about these and other discounts is available from your financial professional and in "Share Class Features" and "Reductions and Waivers of Sales Charges" on pages 59 and 60 of the Prospectus and "Additional Purchase and Redemption Information" on page 86 of the Statement of Additional Information. Investors who purchase through certain intermediaries may be subject to different sales charge discounts than those outlined shares in these sections. Please see Appendix A on page 82 for further information.

Shareholder Fees (fees paid directly from your investment)

	Class A	Class C
Maximum sales charge (load) imposed on purchases (as a percentage of offering price)	5.75%	None
Maximum deferred sales charge (load) (as a percentage of offering price)	None ¹	1.00%

1. Investments of \$1 million or more are not subject to a front-end sales charge but generally will be subject to a deferred sales charge of 1.00% if redeemed within 18 months from the date of purchase.

Annual Fund Operating Expenses (expenses that you pay each year as a percentage of the value of your investment)¹

	Class A	Class C
Management Fees	0.40%	0.40%
Distribution (12b-1) Fees	0.00%	0.75%
Other Expenses	0.59%	0.59%
Total Annual Fund Operating Expenses	0.99%	1.74%
Fee Waivers	(0.16)%	(0.16)%
Total Annual Fund Operating Expenses After Fee Waivers²	0.83%	1.58%

1. Expenses have been adjusted as necessary from amounts incurred during the Fund's most recent fiscal year to reflect current fees and expenses.

2. The Manager has contractually committed through November 30, 2021, to waive fees and/or reimburse expenses to the extent necessary to cap Total Annual Fund Operating Expenses After Fee Waivers at 0.83% for Class A, and 1.58% for Class C. Brokerage commissions, stamp duty fees, interest, taxes, acquired fund fees and expenses (if any), and extraordinary expenses are excluded from the expense cap. Prior to or after the commitment expiration date, the cap may be increased or the commitment to maintain the cap may be terminated only with the approval of the Board of Trustees.

Example of Expenses

The example below is intended to help you compare the costs of investing in the Fund with the costs of investing in other funds. The example assumes a \$10,000 initial investment, 5% annual total return, and that fees and expenses remain the same as in the tables above. To the extent that the Manager is waiving fees or reimbursing expenses, the example assumes that such waiver or reimbursement will only be in place through the date noted above. Although your actual costs may be higher or lower, based on these assumptions, your costs would be:

	Assuming Redemption at End of Period		Assuming No Redemption
After:	Class A	Class C	Class C
1 Year	\$655	\$261	\$161
3 Years	\$857	\$532	\$532
5 Years	\$1,076	\$929	\$929
10 Years	\$1,705	\$2,038	\$2,038

[Back To Table of Contents](#)

Portfolio Turnover

The Fund pays transaction costs, such as commissions, when it buys and sells securities (or “turns over” its portfolio). A higher portfolio turnover rate may indicate higher transaction costs and may result in higher taxes when Fund shares are held in a taxable account. These costs, which are not reflected in annual fund operating expenses or in the example, affect the Fund’s performance. During the most recent fiscal year, the Fund’s portfolio turnover rate was 366% of the average value of its portfolio.

Principal Investment Strategies

Under normal circumstances, we invest:

- at least 80% of the Fund’s net assets in equity securities of large-capitalization companies.

We invest principally in equity securities of U.S. large-capitalization companies, which we define as companies with market capitalizations within the range of the Russell 1000® Index at the time of purchase. The market capitalization range of the Russell 1000® Index was approximately \$816 million to \$1.8 trillion, as of October 31, 2020, and is expected to change frequently. Furthermore, we may use futures contracts to equitize uninvested cash.

We construct a diversified portfolio of large capitalization equity securities that we believe, based on the use of a proprietary quantitative investment process, will outperform the broad market (net of fees) while maintaining a risk profile similar to the Russell 1000® Value Index. In an attempt to minimize the likelihood and magnitude of underperformance versus the Russell 1000® Value Index, under normal market conditions, the Fund will seek to create a portfolio with sector exposures, as well as value and market capitalization characteristics that are relatively consistent with that index. We monitor the risk-return tradeoff of the overall portfolio, and will either rebalance the portfolio or sell one or more individual securities when our expected return targets are reached, or when portfolio risks increase beyond acceptable levels.

Principal Investment Risks

An investment in the Fund may lose money, is not a deposit of Wells Fargo Bank, N.A. or its affiliates, is not insured or guaranteed by the Federal Deposit Insurance Corporation or any other governmental agency, and is primarily subject to the risks briefly summarized below.

Market Risk. The values of, and/or the income generated by, securities held by the Fund may decline due to general market conditions or other factors, including those directly involving the issuers of such securities. Securities markets are volatile and may decline significantly in response to adverse issuer, regulatory, political, or economic developments. Different sectors of the market and different security types may react differently to such developments.

Equity Securities Risk. The values of equity securities may experience periods of substantial price volatility and may decline significantly over short time periods. In general, the values of equity securities are more volatile than those of debt securities. Equity securities fluctuate in value and price in response to factors specific to the issuer of the security, such as management performance, financial condition, and market demand for the issuer’s products or services, as well as factors unrelated to the fundamental condition of the issuer, including general market, economic and political conditions. Different parts of a market, industry and sector may react differently to adverse issuer, market, regulatory, political, and economic developments.

Derivatives Risk. The use of derivatives, such as futures, options and swap agreements, can lead to losses, including those magnified by leverage, particularly when derivatives are used to enhance return rather than mitigate risk. Certain derivative instruments may be difficult to sell when the portfolio manager believes it would be appropriate to do so, or the other party to a derivative contract may be unwilling or unable to fulfill its contractual obligations.

Futures Contracts Risk. A Fund that uses futures contracts, which are a type of derivative, is subject to the risk of loss caused by unanticipated market movements. In addition, there may at times be an imperfect correlation between the movement in the prices of futures contracts and the value of their underlying instruments or indexes, and there may at times not be a liquid secondary market for certain futures contracts.

Growth/Value Investing Risk. Securities that exhibit growth or value characteristics tend to perform differently and shift into and out of favor with investors depending on changes in market and economic sentiment and conditions.

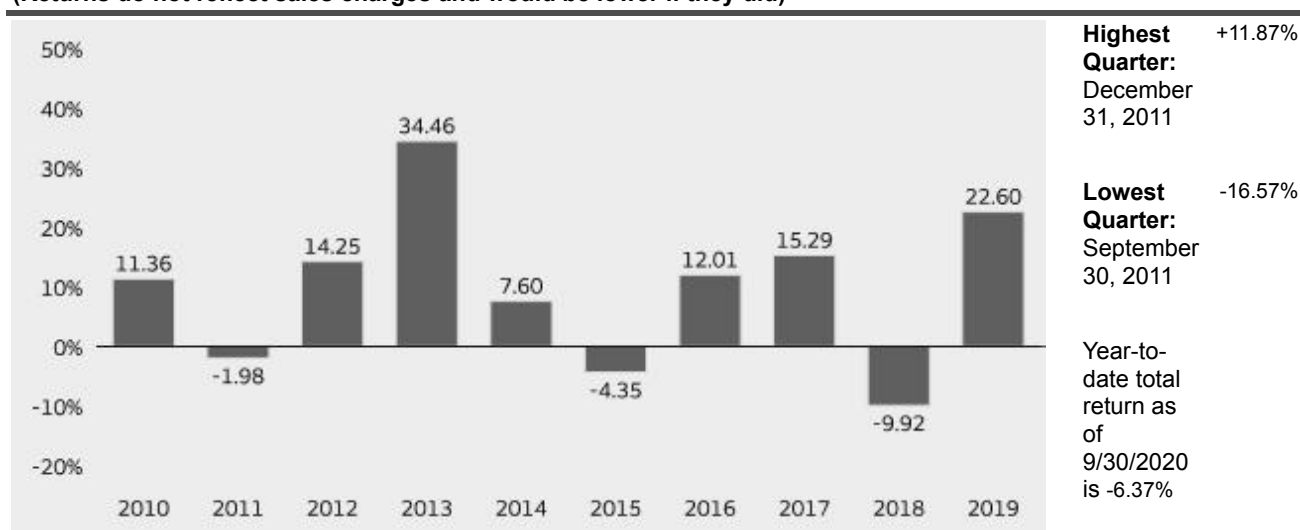
[Back To Table of Contents](#)

Management Risk. Investment decisions, techniques, analyses or models implemented by a Fund's manager or sub-adviser in seeking to achieve the Fund's investment objective may not produce expected returns, may cause the Fund's shares to lose value or may cause the Fund to underperform other funds with similar investment objectives.

Performance

The following information provides some indication of the risks of investing in the Fund by showing changes in the Fund's performance from year to year. The Fund's average annual total returns are compared to the performance of one or more indices. Past performance before and after taxes is no guarantee of future results. Current month-end performance is available on the Fund's website at wfam.com.

Calendar Year Total Returns for Class A as of 12/31 each year
(Returns do not reflect sales charges and would be lower if they did)



Average Annual Total Returns for the periods ended 12/31/2019 (returns reflect applicable sales charges)

	Inception Date of Share Class	1 Year	5 Year	10 Year
Class A (before taxes)	3/31/2008	15.51%	5.16%	8.78%
Class A (after taxes on distributions)	3/31/2008	14.88%	2.71%	6.96%
Class A (after taxes on distributions and the sale of Fund Shares)	3/31/2008	9.58%	3.53%	6.80%
Class C (before taxes)	3/31/2008	20.66%	5.61%	8.60%
Russell 1000® Value Index (reflects no deduction for fees, expenses, or taxes)		26.54%	8.29%	11.80%

After-tax returns are calculated using the historical highest individual federal marginal income tax rates and do not reflect the impact of state, local or foreign taxes. Actual after-tax returns depend on an investor's tax situation and may differ from those shown, and after-tax returns shown are not relevant to tax-exempt investors or investors who hold their Fund shares through tax-deferred arrangements, such as 401(k) Plans or Individual Retirement Accounts. After-tax returns are shown for only one class of shares. After-tax returns for any other class will vary.

[Back To Table of Contents](#)

Fund Management

Manager

Wells Fargo Funds
Management, LLC

Sub-Adviser

Wells Capital
Management
Incorporated

Portfolio Manager, Title/Managed Since

Dennis Bein, CFA, Portfolio Manager / 2017
Ryan Brown, CFA, Portfolio Manager / 2017
Harindra de Silva, Ph.D., CFA, Portfolio Manager / 2017

Purchase and Sale of Fund Shares

In general, you can buy or sell shares of the Fund online or by mail, phone or wire on any day the New York Stock Exchange is open for regular trading. You also may buy and sell shares through a financial professional.

Minimum Investments

Minimum Initial Investment

Regular Accounts: \$1,000
IRAs, IRA Rollovers, Roth IRAs: \$250
UGMA/UTMA Accounts: \$50
Employer Sponsored Retirement Plans: No Minimum

Minimum Additional Investment

Regular Accounts, IRAs, IRA Rollovers, Roth IRAs: \$100
UGMA/UTMA Accounts: \$50
Employer Sponsored Retirement Plans: No Minimum

To Buy or Sell Shares

Mail: Wells Fargo Funds
P.O. Box 219967
Kansas City, MO 64121-9967
Online: wfam.com
Phone or Wire: 1-800-222-8222

Contact your financial professional.

Tax Information

Any distributions you receive from the Fund may be taxable as ordinary income or capital gains, except when your investment is in an IRA, 401(k) or other tax-advantaged investment plan. However, subsequent withdrawals from such a tax-advantaged investment plan may be subject to federal income tax. You should consult your tax adviser about your specific tax situation.

Payments to Intermediaries

If you purchase a Fund through an intermediary, the Fund and its related companies may pay the intermediary for the sale of Fund shares and related services. These payments may create a conflict of interest by influencing the intermediary and your financial professional to recommend the Fund over another investment. Consult your financial professional or visit your intermediary's website for more information.

[Back To Table of Contents](#)

Low Volatility U.S. Equity Fund Summary

Investment Objective

The Fund seeks long-term capital appreciation.

Fees and Expenses

These tables are intended to help you understand the various costs and expenses you will pay if you buy and hold shares of the Fund. You may qualify for sales charge discounts if you and your family invest, or agree to invest in the future, at least \$10,000 in the aggregate in specified classes of certain Wells Fargo Funds. More information about these and other discounts is available from your financial professional and in "Share Class Features" and "Reductions and Waivers of Sales Charges" on pages 59 and 60 of the Prospectus and "Additional Purchase and Redemption Information" on page 86 of the Statement of Additional Information. Investors who purchase through certain intermediaries may be subject to different sales charge discounts than those outlined shares in these sections. Please see Appendix A on page 82 for further information.

Shareholder Fees (fees paid directly from your investment)

	Class A	Class C
Maximum sales charge (load) imposed on purchases (as a percentage of offering price)	5.75%	None
Maximum deferred sales charge (load) (as a percentage of offering price)	None ¹	1.00%

1. Investments of \$1 million or more are not subject to a front-end sales charge but generally will be subject to a deferred sales charge of 1.00% if redeemed within 18 months from the date of purchase.

Annual Fund Operating Expenses (expenses that you pay each year as a percentage of the value of your investment)¹

	Class A	Class C
Management Fees	0.40%	0.40%
Distribution (12b-1) Fees	0.00%	0.75%
Other Expenses	0.93%	0.93%
Total Annual Fund Operating Expenses	1.33%	2.08%
Fee Waivers	(0.60)%	(0.60)%
Total Annual Fund Operating Expenses After Fee Waivers²	0.73%	1.48%

1. Expenses have been adjusted as necessary from amounts incurred during the Fund's most recent fiscal year to reflect current fees and expenses.

2. The Manager has contractually committed through November 30, 2021, to waive fees and/or reimburse expenses to the extent necessary to cap Total Annual Fund Operating Expenses After Fee Waivers at 0.73% for Class A, and 1.48% for Class C. Brokerage commissions, stamp duty fees, interest, taxes, acquired fund fees and expenses (if any), and extraordinary expenses are excluded from the expense cap. Prior to or after the commitment expiration date, the cap may be increased or the commitment to maintain the cap may be terminated only with the approval of the Board of Trustees.

Example of Expenses

The example below is intended to help you compare the costs of investing in the Fund with the costs of investing in other funds. The example assumes a \$10,000 initial investment, 5% annual total return, and that fees and expenses remain the same as in the tables above. To the extent that the Manager is waiving fees or reimbursing expenses, the example assumes that such waiver or reimbursement will only be in place through the date noted above. Although your actual costs may be higher or lower, based on these assumptions, your costs would be:

	Assuming Redemption at End of Period		Assuming No Redemption
After:	Class A	Class C	Class C
1 Year	\$645	\$251	\$151
3 Years	\$916	\$594	\$594
5 Years	\$1,208	\$1,063	\$1,063
10 Years	\$2,035	\$2,363	\$2,363

[Back To Table of Contents](#)

Portfolio Turnover

The Fund pays transaction costs, such as commissions, when it buys and sells securities (or “turns over” its portfolio). A higher portfolio turnover rate may indicate higher transaction costs and may result in higher taxes when Fund shares are held in a taxable account. These costs, which are not reflected in annual fund operating expenses or in the example, affect the Fund’s performance. During the most recent fiscal year, the Fund’s portfolio turnover rate was 165% of the average value of its portfolio.

Principal Investment Strategies

Under normal circumstances, we invest:

- at least 80% of the Fund’s net assets in equity securities of domestic issuers.

In pursuing the Fund’s investment objective, we seek to produce returns that are similar to those of the Russell 1000® Index, but with lower volatility over a full market cycle. We may invest in equity securities of any market capitalization, but will primarily invest in equity securities of large-capitalization companies, which we define as companies with market capitalizations within the range of the Russell 1000® Index at the time of purchase. The market capitalization range of the Russell 1000® Index was approximately \$816 million to \$1.8 trillion, as of October 31, 2020, and is expected to change frequently. We may invest in any sector, and at times we may emphasize one or more particular sectors.

Our investment process uses multiple risk models to evaluate and forecast the risks for all constituents of the Russell 1000® Index. We then construct a diversified portfolio of stocks with below average forecasted risk characteristics in an effort to achieve market-like returns with considerably less volatility than the U.S. equity market as a whole. We monitor the portfolio’s overall risk and the risk of each individual security and either rebalance the portfolio or sell one or more individual securities when those risks increase beyond acceptable levels.

Principal Investment Risks

An investment in the Fund may lose money, is not a deposit of Wells Fargo Bank, N.A. or its affiliates, is not insured or guaranteed by the Federal Deposit Insurance Corporation or any other governmental agency, and is primarily subject to the risks briefly summarized below.

Market Risk. The values of, and/or the income generated by, securities held by the Fund may decline due to general market conditions or other factors, including those directly involving the issuers of such securities. Securities markets are volatile and may decline significantly in response to adverse issuer, regulatory, political, or economic developments. Different sectors of the market and different security types may react differently to such developments.

Equity Securities Risk. The values of equity securities may experience periods of substantial price volatility and may decline significantly over short time periods. In general, the values of equity securities are more volatile than those of debt securities. Equity securities fluctuate in value and price in response to factors specific to the issuer of the security, such as management performance, financial condition, and market demand for the issuer’s products or services, as well as factors unrelated to the fundamental condition of the issuer, including general market, economic and political conditions. Different parts of a market, industry and sector may react differently to adverse issuer, market, regulatory, political, and economic developments.

Growth/Value Investing Risk. Securities that exhibit growth or value characteristics tend to perform differently and shift into and out of favor with investors depending on changes in market and economic sentiment and conditions.

Management Risk. Investment decisions, techniques, analyses or models implemented by a Fund’s manager or sub-adviser in seeking to achieve the Fund’s investment objective may not produce expected returns, may cause the Fund’s shares to lose value or may cause the Fund to underperform other funds with similar investment objectives.

Regulatory Risk. Pursuant to section 619 of the Dodd-Frank Wall Street Reform and Consumer Protection Act and certain rules promulgated thereunder (collectively known as the “Volcker Rule”), if the Manager and/or its affiliates own 25% or more of the outstanding shares of the Fund after the permitted seeding period following the Fund’s inception, the Fund will be subject to restrictions on trading that will adversely impact the Fund’s ability to execute its investment strategy. Should this occur, the Fund may decide to liquidate, or the Manager and/or its affiliates may be required to reduce their ownership interests in the Fund, either of which may result in gains or losses, increased transaction costs and adverse tax consequences. As of November 2,

2020, the Manager and/or its affiliates held approximately 81.06% of the Fund’s shares in the form of a seed capital investment intended to

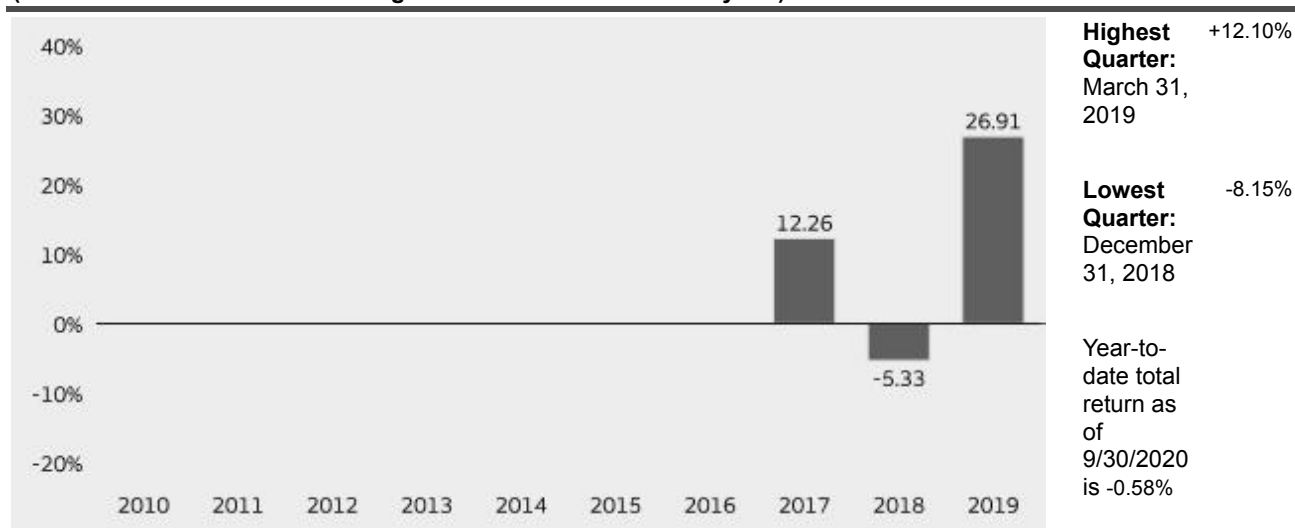
[Back To Table of Contents](#)

enable the Fund to commence investment operations and/or achieve sufficient scale. This percentage may change over time.

Performance

The following information provides some indication of the risks of investing in the Fund by showing changes in the Fund's performance from year to year. The Fund's average annual total returns are compared to the performance of one or more indices. Past performance before and after taxes is no guarantee of future results. Current month-end performance is available on the Fund's website at wfam.com.

Calendar Year Total Returns for Class A as of 12/31 each year (Returns do not reflect sales charges and would be lower if they did)



Average Annual Total Returns for the periods ended 12/31/2019 (returns reflect applicable sales charges)

	Inception Date of Share Class	1 Year	5 Year	Since inception
Class A (before taxes)	10/31/2016	19.61%	--	9.58%
Class A (after taxes on distributions)	10/31/2016	18.27%	--	8.14%
Class A (after taxes on distributions and the sale of Fund Shares)	10/31/2016	12.38%	--	7.15%
Class C (before taxes)	10/31/2016	24.90%	--	10.82%
Russell 1000® Index (reflects no deduction for fees, expenses, or taxes)		31.43%	--	16.28%

After-tax returns are calculated using the historical highest individual federal marginal income tax rates and do not reflect the impact of state, local or foreign taxes. Actual after-tax returns depend on an investor's tax situation and may differ from those shown, and after-tax returns shown are not relevant to tax-exempt investors or investors who hold their Fund shares through tax-deferred arrangements, such as 401(k) Plans or Individual Retirement Accounts. After-tax returns are shown for only one class of shares. After-tax returns for any other class will vary.

Fund Management

Manager

Wells Fargo Funds
Management, LLC

Sub-Adviser

Wells Capital
Management
Incorporated

Portfolio Manager, Title/Managed Since

Dennis Bein, CFA, Portfolio Manager / 2016
Ryan Brown, CFA, Portfolio Manager / 2016
Harindra de Silva, Ph.D., CFA, Portfolio Manager / 2016

Purchase and Sale of Fund Shares

In general, you can buy or sell shares of the Fund online or by mail, phone or wire on any day the New York Stock Exchange is open for regular trading. You also may buy and sell shares through a financial professional.

[Back To Table of Contents](#)**Minimum Investments****Minimum Initial Investment**

Regular Accounts: \$1,000
IRAs, IRA Rollovers, Roth IRAs: \$250
UGMA/UTMA Accounts: \$50
Employer Sponsored Retirement Plans: No
Minimum

Minimum Additional Investment

Regular Accounts, IRAs, IRA Rollovers, Roth IRAs:
\$100
UGMA/UTMA Accounts: \$50
Employer Sponsored Retirement Plans: No
Minimum

To Buy or Sell Shares

Mail: Wells Fargo Funds
P.O. Box 219967
Kansas City, MO 64121-9967
Online: wfam.com
Phone or Wire: 1-800-222-8222

Contact your financial professional.

Tax Information

Any distributions you receive from the Fund may be taxable as ordinary income or capital gains, except when your investment is in an IRA, 401(k) or other tax-advantaged investment plan. However, subsequent withdrawals from such a tax-advantaged investment plan may be subject to federal income tax. You should consult your tax adviser about your specific tax situation.

Payments to Intermediaries

If you purchase a Fund through an intermediary, the Fund and its related companies may pay the intermediary for the sale of Fund shares and related services. These payments may create a conflict of interest by influencing the intermediary and your financial professional to recommend the Fund over another investment. Consult your financial professional or visit your intermediary's website for more information.

[Back To Table of Contents](#)

Omega Growth Fund Summary

Investment Objective

The Fund seeks long-term capital appreciation.

Fees and Expenses

These tables are intended to help you understand the various costs and expenses you will pay if you buy and hold shares of the Fund. You may qualify for sales charge discounts if you and your family invest, or agree to invest in the future, at least \$10,000 in the aggregate in specified classes of certain Wells Fargo Funds. More information about these and other discounts is available from your financial professional and in "Share Class Features" and "Reductions and Waivers of Sales Charges" on pages 59 and 60 of the Prospectus and "Additional Purchase and Redemption Information" on page 86 of the Statement of Additional Information. Investors who purchase through certain intermediaries may be subject to different sales charge discounts than those outlined shares in these sections. Please see Appendix A on page 82 for further information.

Shareholder Fees (fees paid directly from your investment)

	Class A	Class C
Maximum sales charge (load) imposed on purchases (as a percentage of offering price)	5.75%	None
Maximum deferred sales charge (load) (as a percentage of offering price)	None ¹	1.00%

1. Investments of \$1 million or more are not subject to a front-end sales charge but generally will be subject to a deferred sales charge of 1.00% if redeemed within 18 months from the date of purchase.

Annual Fund Operating Expenses (expenses that you pay each year as a percentage of the value of your investment)

	Class A	Class C
Management Fees	0.78%	0.78%
Distribution (12b-1) Fees	0.00%	0.75%
Other Expenses	0.50%	0.50%
Total Annual Fund Operating Expenses	1.28%	2.03%
Fee Waivers	0.00%	0.00%
Total Annual Fund Operating Expenses After Fee Waivers¹	1.28%	2.03%

1. The Manager has contractually committed through November 30, 2021, to waive fees and/or reimburse expenses to the extent necessary to cap Total Annual Fund Operating Expenses After Fee Waivers at 1.30% for Class A, and 2.05% for Class C. Brokerage commissions, stamp duty fees, interest, taxes, acquired fund fees and expenses (if any), and extraordinary expenses are excluded from the expense cap. Prior to or after the commitment expiration date, the cap may be increased or the commitment to maintain the cap may be terminated only with the approval of the Board of Trustees.

Example of Expenses

The example below is intended to help you compare the costs of investing in the Fund with the costs of investing in other funds. The example assumes a \$10,000 initial investment, 5% annual total return, and that fees and expenses remain the same as in the tables above. To the extent that the Manager is waiving fees or reimbursing expenses, the example assumes that such waiver or reimbursement will only be in place through the date noted above. Although your actual costs may be higher or lower, based on these assumptions, your costs would be:

	Assuming Redemption at End of Period		Assuming No Redemption
After:	Class A	Class C	Class C
1 Year	\$698	\$306	\$206
3 Years	\$958	\$637	\$637
5 Years	\$1,237	\$1,093	\$1,093
10 Years	\$2,031	\$2,358	\$2,358

[Back To Table of Contents](#)

Portfolio Turnover

The Fund pays transaction costs, such as commissions, when it buys and sells securities (or “turns over” its portfolio). A higher portfolio turnover rate may indicate higher transaction costs and may result in higher taxes when Fund shares are held in a taxable account. These costs, which are not reflected in annual fund operating expenses or in the example, affect the Fund’s performance. During the most recent fiscal year, the Fund’s portfolio turnover rate was 23% of the average value of its portfolio.

Principal Investment Strategies

Under normal circumstances,

- the Fund invests at least 80% of its total assets in equity securities; and
- may invest up to 25% of its total assets in equity securities of foreign issuers, including ADRs and similar investments.

We may invest in the equity securities of companies of any market capitalization.

We seek to identify companies that have the prospect for strong sales and earnings growth rates, that enjoy a competitive advantage (for example, dominant market share) and that we believe have effective management with a history of making investments that are in the best interests of shareholders (for example, companies with a history of earnings and sales growth that are in excess of total asset growth). Furthermore, we seek to identify companies that embrace innovation and foster disruption using technology to maximize efficiencies, gain pricing advantages, and take market share from competitors. We view innovative companies as those that, among other characteristics, have the ability to advance new products or services through investment in research and development, that operate a business model that is displacing legacy industry incumbents, that are pursuing a large unmet need or total available market, and/or that are benefitting from changes in demographic, lifestyle, or environmental trends. We believe innovation found in companies on the “right side of change” is often mispriced in today’s public equity markets and is a frequent signal or anomaly that we seek to exploit through our investment process. We pay particular attention to how management teams allocate capital in order to drive future cash flow. Price objectives are determined based on industry-specific valuation methodologies, including relative price-to-earnings multiples, price-to-book value, operating profit margin trends, enterprise value to EBITDA (earnings before interest, taxes, depreciation and amortization) and free cash flow yield. In addition to meeting with management, we take a surround the company approach by surveying a company’s vendors, distributors, competitors and customers to obtain multiple perspectives that help us make better investment decisions. Portfolio holdings are continuously monitored for changes in fundamentals. The team seeks a favorable risk/reward relationship to fair valuation, which we define as the value of the company (i.e., our price target for the stock) relative to where the stock is currently trading. We may invest in any sector, and at times the Fund may emphasize one or more particular sectors. We may choose to sell a holding when it no longer offers favorable growth prospects, reaches our target price, or to take advantage of a better investment opportunity.

Principal Investment Risks

An investment in the Fund may lose money, is not a deposit of Wells Fargo Bank, N.A. or its affiliates, is not insured or guaranteed by the Federal Deposit Insurance Corporation or any other governmental agency, and is primarily subject to the risks briefly summarized below.

Market Risk. The values of, and/or the income generated by, securities held by the Fund may decline due to general market conditions or other factors, including those directly involving the issuers of such securities. Securities markets are volatile and may decline significantly in response to adverse issuer, regulatory, political, or economic developments. Different sectors of the market and different security types may react differently to such developments.

Equity Securities Risk. The values of equity securities may experience periods of substantial price volatility and may decline significantly over short time periods. In general, the values of equity securities are more volatile than those of debt securities. Equity securities fluctuate in value and price in response to factors specific to the issuer of the security, such as management performance, financial condition, and market demand for the issuer’s products or services, as well as factors unrelated to the fundamental condition of the issuer, including general market, economic and political conditions. Different parts of a market, industry and sector may react differently to adverse issuer, market, regulatory, political, and economic developments.

[Back To Table of Contents](#)

Foreign Investment Risk. Foreign investments may be subject to lower liquidity, greater price volatility and risks related to adverse political, regulatory, market or economic developments. Foreign investments may involve exposure to changes in foreign currency exchange rates and may be subject to higher withholding and other taxes.

Growth/Value Investing Risk. Securities that exhibit growth or value characteristics tend to perform differently and shift into and out of favor with investors depending on changes in market and economic sentiment and conditions.

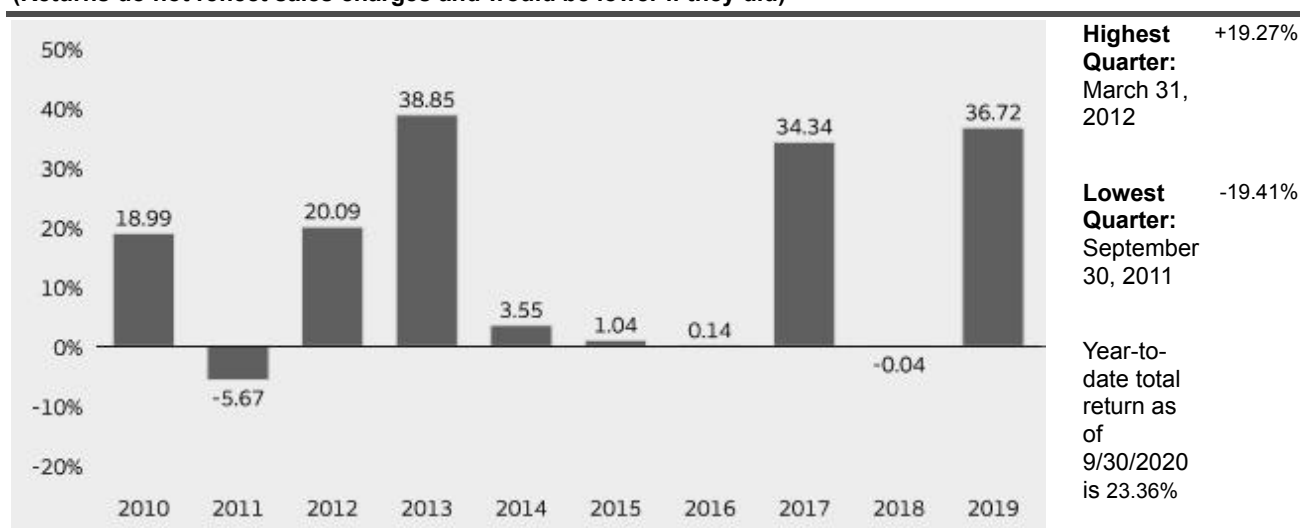
Management Risk. Investment decisions, techniques, analyses or models implemented by a Fund's manager or sub-adviser in seeking to achieve the Fund's investment objective may not produce expected returns, may cause the Fund's shares to lose value or may cause the Fund to underperform other funds with similar investment objectives.

Smaller Company Securities Risk. Securities of companies with smaller market capitalizations tend to be more volatile and less liquid than those of larger companies.

Performance

The following information provides some indication of the risks of investing in the Fund by showing changes in the Fund's performance from year to year. The Fund's average annual total returns are compared to the performance of one or more indices. Past performance before and after taxes is no guarantee of future results. Current month-end performance is available on the Fund's website at wfam.com.

Calendar Year Total Returns for Class A as of 12/31 each year¹
(Returns do not reflect sales charges and would be lower if they did)



Average Annual Total Returns for the periods ended 12/31/2019 (returns reflect applicable sales charges)¹

	Inception Date of Share Class	1 Year	5 Year	10 Year
Class A (before taxes)	4/29/1968	28.86%	11.85%	12.99%
Class A (after taxes on distributions)	4/29/1968	27.17%	9.62%	11.11%
Class A (after taxes on distributions and the sale of Fund Shares)	4/29/1968	18.22%	8.92%	10.29%
Class C (before taxes)	8/2/1993	34.68%	12.33%	12.82%
Russell 3000® Growth Index (reflects no deduction for fees, expenses, or taxes)		35.85%	14.23%	15.05%

1. Historical performance shown prior to July 19, 2010, is based on the performance of the Fund's predecessor, Evergreen Omega Fund.

After-tax returns are calculated using the historical highest individual federal marginal income tax rates and do not reflect the impact of state, local or foreign taxes. Actual after-tax returns depend on an investor's tax situation and may differ from those shown, and after-tax returns shown are not relevant to tax-exempt investors or investors who hold their Fund shares through tax-deferred arrangements, such as 401(k) Plans or Individual

[Back To Table of Contents](#)

Retirement Accounts. After-tax returns are shown for only one class of shares. After-tax returns for any other class will vary.

Fund Management

Manager

Wells Fargo Funds
Management, LLC

Sub-Adviser

Wells Capital
Management
Incorporated

Portfolio Manager, Title / Managed Since

Michael T. Smith, CFA, Portfolio Manager / 2010
Christopher J. Warner, CFA, Portfolio Manager / 2016

Purchase and Sale of Fund Shares

In general, you can buy or sell shares of the Fund online or by mail, phone or wire on any day the New York Stock Exchange is open for regular trading. You also may buy and sell shares through a financial professional.

Minimum Investments

Minimum Initial Investment

Regular Accounts: \$1,000
IRAs, IRA Rollovers, Roth IRAs: \$250
UGMA/UTMA Accounts: \$50
Employer Sponsored Retirement Plans: No Minimum

Minimum Additional Investment

Regular Accounts, IRAs, IRA Rollovers, Roth IRAs: \$100
UGMA/UTMA Accounts: \$50
Employer Sponsored Retirement Plans: No Minimum

To Buy or Sell Shares

Mail: Wells Fargo Funds
P.O. Box 219967
Kansas City, MO 64121-9967
Online: wfam.com
Phone or Wire: 1-800-222-8222

Contact your financial professional.

Tax Information

Any distributions you receive from the Fund may be taxable as ordinary income or capital gains, except when your investment is in an IRA, 401(k) or other tax-advantaged investment plan. However, subsequent withdrawals from such a tax-advantaged investment plan may be subject to federal income tax. You should consult your tax adviser about your specific tax situation.

Payments to Intermediaries

If you purchase a Fund through an intermediary, the Fund and its related companies may pay the intermediary for the sale of Fund shares and related services. These payments may create a conflict of interest by influencing the intermediary and your financial professional to recommend the Fund over another investment. Consult your financial professional or visit your intermediary's website for more information.

[Back To Table of Contents](#)

Premier Large Company Growth Fund Summary

Investment Objective

The Fund seeks long-term capital appreciation.

Fees and Expenses

These tables are intended to help you understand the various costs and expenses you will pay if you buy and hold shares of the Fund. You may qualify for sales charge discounts if you and your family invest, or agree to invest in the future, at least \$10,000 in the aggregate in specified classes of certain Wells Fargo Funds. More information about these and other discounts is available from your financial professional and in "Share Class Features" and "Reductions and Waivers of Sales Charges" on pages 59 and 60 of the Prospectus and "Additional Purchase and Redemption Information" on page 86 of the Statement of Additional Information. Investors who purchase through certain intermediaries may be subject to different sales charge discounts than those outlined shares in these sections. Please see Appendix A on page 82 for further information.

Shareholder Fees (fees paid directly from your investment)

	Class A	Class C
Maximum sales charge (load) imposed on purchases (as a percentage of offering price)	5.75%	None
Maximum deferred sales charge (load) (as a percentage of offering price)	None ¹	1.00%

1. Investments of \$1 million or more are not subject to a front-end sales charge but generally will be subject to a deferred sales charge of 1.00% if redeemed within 18 months from the date of purchase.

Annual Fund Operating Expenses (expenses that you pay each year as a percentage of the value of your investment)¹

	Class A	Class C
Management Fees	0.66%	0.66%
Distribution (12b-1) Fees	0.00%	0.75%
Other Expenses	0.48%	0.48%
Total Annual Fund Operating Expenses	1.14%	1.89%
Fee Waivers	(0.03)%	(0.03)%
Total Annual Fund Operating Expenses After Fee Waivers²	1.11%	1.86%

1. Expenses have been adjusted as necessary from amounts incurred during the Fund's most recent fiscal year to reflect current fees and expenses.

2. The Manager has contractually committed through November 30, 2021, to waive fees and/or reimburse expenses to the extent necessary to cap Total Annual Fund Operating Expenses After Fee Waivers at 1.11% for Class A, and 1.86% for Class C. Brokerage commissions, stamp duty fees, interest, taxes, acquired fund fees and expenses (if any), and extraordinary expenses are excluded from the expense cap. Prior to or after the commitment expiration date, the cap may be increased or the commitment to maintain the cap may be terminated only with the approval of the Board of Trustees.

Example of Expenses

The example below is intended to help you compare the costs of investing in the Fund with the costs of investing in other funds. The example assumes a \$10,000 initial investment, 5% annual total return, and that fees and expenses remain the same as in the tables above. To the extent that the Manager is waiving fees or reimbursing expenses, the example assumes that such waiver or reimbursement will only be in place through the date noted above. Although your actual costs may be higher or lower, based on these assumptions, your costs would be:

	Assuming Redemption at End of Period		Assuming No Redemption
After:	Class A	Class C	Class C
1 Year	\$682	\$289	\$189
3 Years	\$914	\$591	\$591
5 Years	\$1,164	\$1,019	\$1,019

10 Years	\$1,879	\$2,209	\$2,209
U.S. Equity Funds			39

[Back To Table of Contents](#)

Portfolio Turnover

The Fund pays transaction costs, such as commissions, when it buys and sells securities (or “turns over” its portfolio). A higher portfolio turnover rate may indicate higher transaction costs and may result in higher taxes when Fund shares are held in a taxable account. These costs, which are not reflected in annual fund operating expenses or in the example, affect the Fund’s performance. During the most recent fiscal year, the Fund’s portfolio turnover rate was 45% of the average value of its portfolio.

Principal Investment Strategies

Under normal circumstances, we invest:

- at least 80% of the Fund’s net assets in equity securities of large-capitalization companies; and
- up to 20% of the Fund’s total assets in equity securities of foreign issuers, including ADRs and similar investments.

We invest principally in equity securities of large-capitalization companies, which we define as securities of companies with market capitalizations within the range of the Russell 1000® Index at the time of purchase. The market capitalization range of the Russell 1000® Index was approximately \$816 million to \$1.8 trillion, as of October 31, 2020, and is expected to change frequently. We may also invest in equity securities of foreign issuers including ADRs and similar investments.

We focus on companies that dominate their market, are establishing new markets or are undergoing dynamic change. We believe earnings and revenue growth relative to expectations are critical factors in determining stock price movements. Thus, our investment process is centered around finding companies with under-appreciated prospects for robust and sustainable growth in earnings and revenue. To find that growth, we use bottom-up research, emphasizing companies whose management teams have a history of successfully executing their strategy and whose business models have sufficient profit potential. We forecast revenue and earnings revision opportunities, along with other key financial metrics to assess investment potential. We then combine that company-specific analysis with our assessment of secular and timeliness trends to form a buy/sell decision about a particular stock. We may invest in any sector, and at times we may emphasize one or more particular sectors. We sell a company’s securities when we see deterioration in fundamentals that leads us to become suspicious of a company’s prospective growth profile or the profitability potential of its business model, as this often leads to lower valuation potential. We may also sell or trim a position when we need to raise money to fund the purchase of a better investment opportunity or when valuation is extended beyond our expectations.

Principal Investment Risks

An investment in the Fund may lose money, is not a deposit of Wells Fargo Bank, N.A. or its affiliates, is not insured or guaranteed by the Federal Deposit Insurance Corporation or any other governmental agency, and is primarily subject to the risks briefly summarized below.

Market Risk. The values of, and/or the income generated by, securities held by the Fund may decline due to general market conditions or other factors, including those directly involving the issuers of such securities. Securities markets are volatile and may decline significantly in response to adverse issuer, regulatory, political, or economic developments. Different sectors of the market and different security types may react differently to such developments.

Equity Securities Risk. The values of equity securities may experience periods of substantial price volatility and may decline significantly over short time periods. In general, the values of equity securities are more volatile than those of debt securities. Equity securities fluctuate in value and price in response to factors specific to the issuer of the security, such as management performance, financial condition, and market demand for the issuer’s products or services, as well as factors unrelated to the fundamental condition of the issuer, including general market, economic and political conditions. Different parts of a market, industry and sector may react differently to adverse issuer, market, regulatory, political, and economic developments.

Foreign Investment Risk. Foreign investments may be subject to lower liquidity, greater price volatility and risks related to adverse political, regulatory, market or economic developments. Foreign investments may involve exposure to changes in foreign currency exchange rates and may be subject to higher withholding and other taxes.

Growth/Value Investing Risk. Securities that exhibit growth or value characteristics tend to perform differently and shift into and out of favor with investors depending on changes in market and economic sentiment and conditions.

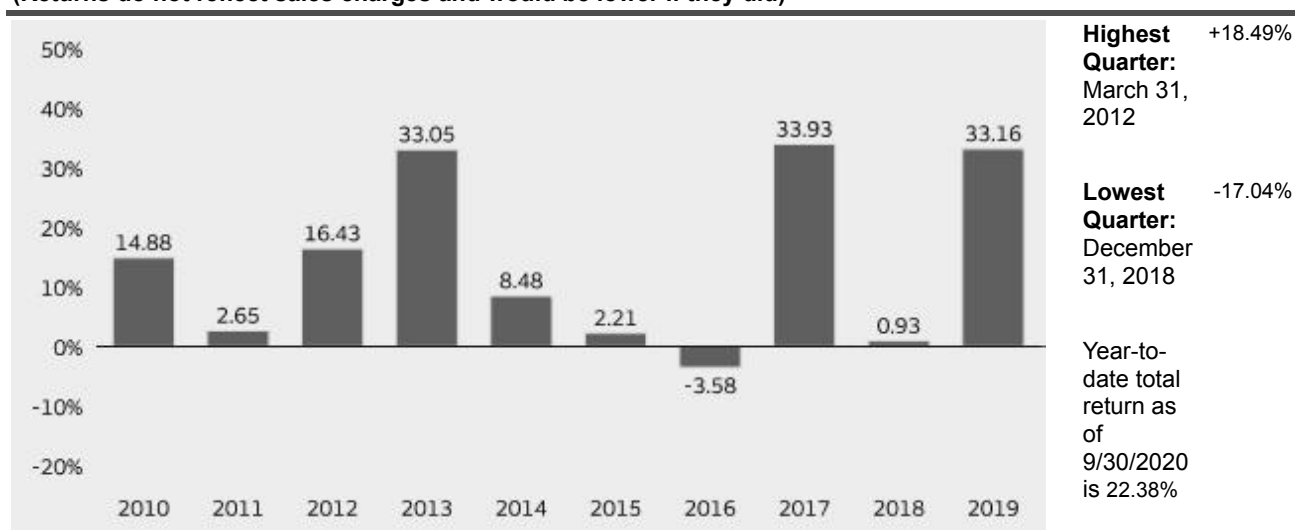
[Back To Table of Contents](#)

Management Risk. Investment decisions, techniques, analyses or models implemented by a Fund's manager or sub-adviser in seeking to achieve the Fund's investment objective may not produce expected returns, may cause the Fund's shares to lose value or may cause the Fund to underperform other funds with similar investment objectives.

Performance

The following information provides some indication of the risks of investing in the Fund by showing changes in the Fund's performance from year to year. The Fund's average annual total returns are compared to the performance of one or more indices. Past performance before and after taxes is no guarantee of future results. Current month-end performance is available on the Fund's website at wfam.com.

Calendar Year Total Returns for Class A as of 12/31 each year¹
(Returns do not reflect sales charges and would be lower if they did)



Average Annual Total Returns for the periods ended 12/31/2019 (returns reflect applicable sales charges)¹

	Inception Date of Share Class	1 Year	5 Year	10 Year
Class A (before taxes)	1/20/1998	25.47%	10.82%	12.73%
Class A (after taxes on distributions)	1/20/1998	23.17%	7.46%	10.93%
Class A (after taxes on distributions and the sale of Fund Shares)	1/20/1998	16.64%	7.90%	10.27%
Class C (before taxes)	1/22/1998	31.15%	11.29%	12.55%
Russell 1000® Growth Index (reflects no deduction for fees, expenses, or taxes)		36.39%	14.63%	15.22%

1. Historical performance shown prior to July 19, 2010, is based on the performance of the Fund's predecessor, Evergreen Large Company Growth Fund.

After-tax returns are calculated using the historical highest individual federal marginal income tax rates and do not reflect the impact of state, local or foreign taxes. Actual after-tax returns depend on an investor's tax situation and may differ from those shown, and after-tax returns shown are not relevant to tax-exempt investors or investors who hold their Fund shares through tax-deferred arrangements, such as 401(k) Plans or Individual Retirement Accounts. After-tax returns are shown for only one class of shares. After-tax returns for any other class will vary.

[Back To Table of Contents](#)

Fund Management

Manager

Wells Fargo Funds
Management, LLC

Sub-Adviser

Wells Capital
Management
Incorporated

Portfolio Manager, Title / Managed Since

Joseph M. Eberhardy, CFA, CPA, Portfolio
Manager / 2010
Robert Gruendyke, CFA, Portfolio Manager / 2017
Thomas C. Ognar, CFA, Portfolio Manager / 2010

Purchase and Sale of Fund Shares

In general, you can buy or sell shares of the Fund online or by mail, phone or wire on any day the New York Stock Exchange is open for regular trading. You also may buy and sell shares through a financial professional.

Minimum Investments

Minimum Initial Investment

Regular Accounts: \$1,000
IRAs, IRA Rollovers, Roth IRAs: \$250
UGMA/UTMA Accounts: \$50
Employer Sponsored Retirement Plans: No
Minimum

Minimum Additional Investment

Regular Accounts, IRAs, IRA Rollovers, Roth IRAs:
\$100
UGMA/UTMA Accounts: \$50
Employer Sponsored Retirement Plans: No
Minimum

To Buy or Sell Shares

Mail: Wells Fargo Funds
P.O. Box 219967
Kansas City, MO 64121-9967
Online: wfam.com
Phone or Wire: 1-800-222-8222

Contact your financial professional.

Tax Information

Any distributions you receive from the Fund may be taxable as ordinary income or capital gains, except when your investment is in an IRA, 401(k) or other tax-advantaged investment plan. However, subsequent withdrawals from such a tax-advantaged investment plan may be subject to federal income tax. You should consult your tax adviser about your specific tax situation.

Payments to Intermediaries

If you purchase a Fund through an intermediary, the Fund and its related companies may pay the intermediary for the sale of Fund shares and related services. These payments may create a conflict of interest by influencing the intermediary and your financial professional to recommend the Fund over another investment. Consult your financial professional or visit your intermediary's website for more information.

[Back To Table of Contents](#)

Details About the Funds

Classic Value Fund

Investment Objective

The Fund seeks long-term capital appreciation.

The Fund's Board of Trustees can change this investment objective without a shareholder vote.

Principal Investment Strategies

Under normal circumstances, we invest:

- at least 80% of the Fund's total assets in equity securities of large-capitalization companies; and
- up to 20% of the Fund's total assets in equity securities of foreign issuers, through ADRs and similar investments

We invest principally in equity securities of approximately 30 to 50 large-capitalization companies, which we define as companies with market capitalizations within the range of the Russell 1000® Index at the time of purchase. The market capitalization range of the Russell 1000® Index was approximately \$816 million to \$1.8 trillion, as of October 31, 2020, and is expected to change frequently. We may also invest in equity securities of foreign issuers through ADRs and similar investments.

We utilize a long-term focus that is intended to take advantage of investment opportunities presented by what we believe are short-term price anomalies in high-quality stocks. We seek to identify companies with established operating histories, financial strength and management expertise, among other factors. We seek stocks that are trading at a discount to what we believe are their intrinsic values. Fundamental research is performed to identify securities for the portfolio with one or more catalysts present that we believe will unlock the intrinsic value of the securities. These catalysts may include productive use of strong free cash flow, productivity gains, positive change in management or control, innovative or competitively superior products, increasing shareholder focus, or resolution of ancillary problems or misperceptions. We may sell a holding if the value potential is realized, if warning signs emerge of beginning fundamental deterioration or if the valuation is no longer compelling relative to other investment opportunities.

We may actively trade portfolio securities, which may lead to higher transaction costs that may affect the Fund's performance. In addition, active trading of portfolio securities may lead to higher taxes if your shares are held in a taxable account.

The Fund may hold some of its assets in cash or in money market instruments, including U.S. Government obligations, shares of other funds and repurchase agreements, or make other short-term investments for purposes of maintaining liquidity or for short-term defensive purposes when we believe it is in the best interests of the shareholders to do so. During such periods, the Fund may not achieve its objective.

Principal Investment Risks

The Fund is primarily subject to the risks mentioned below.

- | | |
|--------------------------|-------------------------------|
| ■ Market Risk | ■ Foreign Investment Risk |
| ■ Equity Securities Risk | ■ Growth/Value Investing Risk |
| ■ Focused Portfolio Risk | ■ Management Risk |

These and other risks could cause you to lose money in your investment in the Fund and could adversely affect the Fund's net asset value and total return. These risks are described in the "Description of Principal Investment Risks" section.

[Back To Table of Contents](#)

Disciplined U.S. Core Fund

Investment Objective

The Fund seeks long-term capital appreciation.

The Fund's Board of Trustees can change this investment objective without a shareholder vote.

Principal Investment Strategies

Under normal circumstances, we invest:

- at least 80% of the Fund's net assets in equity securities of U.S. large-capitalization companies.

We invest principally in equity securities of large-capitalization companies, which we define as companies with market capitalizations within the range of the S&P 500 Index at the time of purchase. The market capitalization range of the S&P 500 Index was approximately \$2.5 billion to \$1.8 trillion, as of October 31, 2020, and is expected to change frequently. Furthermore, we may use futures to manage risk or to enhance return.

We employ a risk controlled investment approach in seeking to construct a broadly diversified portfolio of companies with characteristics similar to the S&P 500 Index and a superior valuation and earnings profile. Our research, which utilizes a combination of quantitative methods and fundamental analysis, identifies companies based on valuation, quality and momentum characteristics that give a comprehensive view of each company's relative valuation, operational and financial performance, and stock price behavior. Our approach seeks to achieve positive excess returns relative to the S&P 500 Index (which may include both value and growth stocks) by using stock selection to take controlled active risks in a portfolio that is similar to the benchmark. We regularly review the investments of the portfolio and may sell a portfolio holding when, among other reasons, we believe there is deterioration in the underlying fundamentals of the business. We may actively trade portfolio securities, which may lead to higher transaction costs that may affect the Fund's performance. In addition, active trading of portfolio securities may lead to higher taxes if your shares are held in a taxable account.

The Fund may hold some of its assets in cash or in money market instruments, including U.S. Government obligations, shares of other funds and repurchase agreements, or make other short-term investments for purposes of maintaining liquidity or for short-term defensive purposes when we believe it is in the best interests of the shareholders to do so. During such periods, the Fund may not achieve its objective.

Principal Investment Risks

The Fund is primarily subject to the risks mentioned below.

■ Market Risk

■ Futures Contracts Risk

■ Equity Securities Risk

■ Growth/Value Investing Risk

■ Derivatives Risk

■ Management Risk

These and other risks could cause you to lose money in your investment in the Fund and could adversely affect the Fund's net asset value and total return. These risks are described in the "Description of Principal Investment Risks" section.

[Back To Table of Contents](#)

Endeavor Select Fund

Investment Objective

The Fund seeks long-term capital appreciation.

The Fund's Board of Trustees can change this investment objective without a shareholder vote.

Principal Investment Strategies

Under normal circumstances, we invest:

- at least 80% of the Fund's total assets in equity securities; and
- up to 25% of the Fund's total assets in equity securities of foreign issuers through ADRs and similar investments.

We invest principally in the equity securities of approximately 30 to 40 companies that we believe offer the potential for capital growth. We may also invest in equity securities of foreign issuers through ADRs and similar investments. We select equity securities of companies of any size.

We seek to identify companies that have the prospect for strong sales and earnings growth rates, that enjoy a competitive advantage (for example, dominant market share) and that we believe have effective management with a history of making investments that are in the best interests of shareholders (for example, companies with a history of earnings and sales growth that are in excess of total asset growth). Furthermore, we seek to identify companies that embrace innovation and foster disruption using technology to maximize efficiencies, gain pricing advantages, and take market share from competitors. We view innovative companies as those that, among other characteristics, have the ability to advance new products or services through investment in research and development, that operate a business model that is displacing legacy industry incumbents, that are pursuing a large unmet need or total available market, and/or that are benefitting from changes in demographic, lifestyle, or environmental trends. We believe innovation found in companies on the "right side of change" is often mispriced in today's public equity markets and is a frequent signal or anomaly that we seek to exploit through our investment process. We pay particular attention to how management teams allocate capital in order to drive future cash flow. Price objectives are determined based on industry-specific valuation methodologies, including relative price-to-earnings multiples, price-to-book value, operating profit margin trends, enterprise value to EBITDA (earnings before interest, taxes, depreciation and amortization) and free cash flow yield. In addition to meeting with management, we take a surround the company approach by surveying a company's vendors, distributors, competitors and customers to obtain multiple perspectives that help us make better investment decisions. Portfolio holdings are continuously monitored for changes in fundamentals. The team seeks a favorable risk/reward relationship to fair valuation, which we define as the value of the company (i.e., our price target for the stock) relative to where the stock is currently trading. We may invest in any sector, and at times the Fund may emphasize one or more particular sectors. We may choose to sell a holding when it no longer offers favorable growth prospects, reaches our target price, or to take advantage of a better investment opportunity.

We may actively trade portfolio securities, which may lead to higher transaction costs that may affect the Fund's performance. In addition, active trading of portfolio securities may lead to higher taxes if your shares are held in a taxable account.

The Fund may hold some of its assets in cash or in money market instruments, including U.S. Government obligations, shares of other funds and repurchase agreements, or make other short-term investments for purposes of maintaining liquidity or for short-term defensive purposes when we believe it is in the best interests of the shareholders to do so. During such periods, the Fund may not achieve its objective.

Principal Investment Risks

The Fund is primarily subject to the risks mentioned below.

■ Market Risk

■ Growth/Value Investing Risk

■ Equity Securities Risk

■ Management Risk

■ Focused Portfolio Risk

■ Smaller Company Securities Risk

Foreign Investment Risk

These and other risks could cause you to lose money in your investment in the Fund and could adversely affect the Fund’s net asset value and total return. These risks are described in the “Description of Principal Investment Risks” section.

[Back To Table of Contents](#)

Growth Fund

Investment Objective

The Fund seeks long-term capital appreciation.
The Fund's Board of Trustees can change this investment objective without a shareholder vote.

Principal Investment Strategies

Under normal circumstances, we invest:

- at least 80% of the Fund's total assets in equity securities; and
- up to 25% of the Fund's total assets in equity securities of foreign issuers through ADRs and similar investments.

We invest principally in equity securities of companies that we believe have prospects for robust and sustainable growth of revenues and earnings. We may invest in the equity securities of companies of any market capitalization. We may also invest in equity securities of foreign issuers through ADRs and similar investments.

We focus on companies that dominate their market, are establishing new markets or are undergoing dynamic change. We believe earnings and revenue growth relative to expectations are critical factors in determining stock price movements. Thus, our investment process is centered around finding companies with under-appreciated prospects for robust and sustainable growth in earnings and revenue. To find that growth, we use bottom-up research, emphasizing companies whose management teams have a history of successfully executing their strategy and whose business models have sufficient profit potential. We forecast revenue and earnings revision opportunities, along with other key financial metrics to assess investment potential. We then combine that company-specific analysis with our assessment of secular and timeliness trends to form a buy/sell decision about a particular stock. We may invest in any sector, and at times we may emphasize one or more particular sectors. We sell a company's securities when we see deterioration in fundamentals that leads us to become suspicious of a company's prospective growth profile or the profitability potential of its business model, as this often leads to lower valuation potential. We may also sell or trim a position when we need to raise money to fund the purchase of a better investment opportunity or when valuation is extended beyond our expectations.

We may actively trade portfolio securities, which may lead to higher transaction costs that may affect the Fund's performance. In addition, active trading of portfolio securities may lead to higher taxes if your shares are held in a taxable account.

The Fund may hold some of its assets in cash or in money market instruments, including U.S. Government obligations, shares of other funds and repurchase agreements, or make other short-term investments for purposes of maintaining liquidity or for short-term defensive purposes when we believe it is in the best interests of the shareholders to do so. During such periods, the Fund may not achieve its objective.

Principal Investment Risks

The Fund is primarily subject to the risks mentioned below.

- | | |
|---------------------------|-----------------------------------|
| ■ Market Risk | ● Growth/Value Investing Risk |
| ■ Equity Securities Risk | ■ Management Risk |
| ■ Foreign Investment Risk | ■ Smaller Company Securities Risk |

These and other risks could cause you to lose money in your investment in the Fund and could adversely affect the Fund's net asset value and total return. These risks are described in the "Description of Principal Investment Risks" section.

[Back To Table of Contents](#)

Large Cap Core Fund

Investment Objective

The Fund seeks long-term capital appreciation.

The Fund's Board of Trustees can change this investment objective without a shareholder vote.

Principal Investment Strategies

Under normal circumstances, we invest:

- at least 80% of the Fund's net assets in equity securities of large-capitalization companies; and
- up to 10% of the Fund's total assets in equity securities of foreign issuers, including ADRs and similar investments.

We invest principally in equity securities of large-capitalization companies, which we define as companies with market capitalizations within the range of the S&P 500 Index at the time of purchase. The market capitalization range of the S&P 500 Index was approximately \$2.5 billion to \$1.8 trillion, as of October 31, 2020, and is expected to change frequently. We may also invest in equity securities of foreign issuers including ADRs and similar investments. Generally, we avoid investments in issuers we deem to have significant alcohol, gaming or tobacco business.

We utilize a combination of quantitative methods and fundamental analysis to select a core portfolio of large-capitalization companies that we believe are relatively undervalued and exhibit the likelihood to meet or exceed future earnings expectations. Our quantitative analysis is based on a proprietary total composite model that considers valuation, quality, and momentum characteristics to rank securities. Stocks that are attractively ranked by the total composite model are candidates for purchase. Such candidates undergo further qualitative analysis, which may include an evaluation of a company's management strength, products and/or services, competition and risk profile. This disciplined process leads to a focused, target portfolio of approximately 50 securities that are diversified among major economic sectors.

In general, a stock may be sold if it has declining earnings expectations or a significantly overvalued stock price, as indicated by lower rankings within the total composite model. Upon the sale of any security, we seek to invest the proceeds in the most attractive security, in light of all relevant considerations, in which the Fund may invest in accordance with the Fund's investment restrictions.

We may actively trade portfolio securities, which may lead to higher transaction costs that may affect the Fund's performance. In addition, active trading of portfolio securities may lead to higher taxes if your shares are held in a taxable account.

The Fund may hold some of its assets in cash or in money market instruments, including U.S. Government obligations, shares of other funds and repurchase agreements, or make other short-term investments for purposes of maintaining liquidity or for short-term defensive purposes when we believe it is in the best interests of the shareholders to do so. During such periods, the Fund may not achieve its objective.

Principal Investment Risks

The Fund is primarily subject to the risks mentioned below.

- | | |
|--------------------------|-------------------------------|
| ■ Market Risk | ■ Foreign Investment Risk |
| ■ Equity Securities Risk | ■ Growth/Value Investing Risk |
| ■ Focused Portfolio Risk | ■ Management Risk |

These and other risks could cause you to lose money in your investment in the Fund and could adversely affect the Fund's net asset value and total return. These risks are described in the "Description of Principal Investment Risks" section.

[Back To Table of Contents](#)

Large Cap Growth Fund

Investment Objective

The Fund seeks long-term capital appreciation.

The Fund's Board of Trustees can change this investment objective without a shareholder vote.

Principal Investment Strategies

Under normal circumstances, we invest:

- at least 80% of the Fund's net assets in equity securities of large-capitalization companies; and
- up to 25% of the Fund's total assets in equity securities of foreign issuers, through ADRs and similar investments.

We invest principally in equity securities of large-capitalization companies that we believe have prospects for robust and sustainable growth of revenues and earnings. We define large-capitalization companies as those with market capitalizations within the range of the Russell 1000® Index at the time of purchase. The market capitalization range of the Russell 1000® Index was approximately \$816 million to \$1.8 trillion, as of October 31, 2020, and is expected to change frequently. We may also invest in equity securities of foreign issuers, through ADRs and similar investments.

We focus on companies that dominate their market, are establishing new markets or are undergoing dynamic change. We believe earnings and revenue growth relative to expectations are critical factors in determining stock price movements. Thus, our investment process is centered around finding companies with under-appreciated prospects for robust and sustainable growth in earnings and revenue. To find that growth, we use bottom-up research, emphasizing companies whose management teams have a history of successfully executing their strategy and whose business models have sufficient profit potential. We forecast revenue and earnings revision opportunities, along with other key financial metrics to assess investment potential. We then combine that company-specific analysis with our assessment of secular and timeliness trends to form a buy/sell decision about a particular stock. We may invest in any sector, and at times we may emphasize one or more particular sectors. We sell a company's securities when we see deterioration in fundamentals that leads us to become suspicious of a company's prospective growth profile or the profitability potential of its business model, as this often leads to lower valuation potential. We may also sell or trim a position when we need to raise money to fund the purchase of a better investment opportunity or when valuation is extended beyond our expectations.

We may actively trade portfolio securities, which may lead to higher transaction costs that may affect the Fund's performance. In addition, active trading of portfolio securities may lead to higher taxes if your shares are held in a taxable account.

The Fund may hold some of its assets in cash or in money market instruments, including U.S. Government obligations, shares of other funds and repurchase agreements, or make other short-term investments for purposes of maintaining liquidity or for short-term defensive purposes when we believe it is in the best interests of the shareholders to do so. During such periods, the Fund may not achieve its objective.

Principal Investment Risks

The Fund is primarily subject to the risks mentioned below.

■ Market Risk

● Growth/Value Investing Risk

■ Equity Securities Risk

■ Management Risk

■ Foreign Investment Risk

These and other risks could cause you to lose money in your investment in the Fund and could adversely affect the Fund's net asset value and total return. These risks are described in the "Description of Principal Investment Risks" section.

[Back To Table of Contents](#)

Large Company Value Fund

Investment Objective

The Fund seeks long-term capital appreciation.

The Fund's Board of Trustees can change this investment objective without a shareholder vote.

Principal Investment Strategies

Under normal circumstances, we invest:

- at least 80% of the Fund's net assets in equity securities of large-capitalization companies.

We invest principally in equity securities of U.S. large-capitalization companies, which we define as companies with market capitalizations within the range of the Russell 1000® Index at the time of purchase. The market capitalization range of the Russell 1000® Index was approximately \$816 million to \$1.8 trillion, as of October 31, 2020, and is expected to change frequently. Furthermore, we may use futures contracts to equitize uninvested cash.

We construct a diversified portfolio of large capitalization equity securities that we believe, based on the use of a proprietary quantitative investment process, will outperform the broad market (net of fees) while maintaining a risk profile similar to the Russell 1000® Value Index. In an attempt to minimize the likelihood and magnitude of underperformance versus the Russell 1000® Value Index, under normal market conditions, the Fund will seek to create a portfolio with sector exposures, as well as value and market capitalization characteristics that are relatively consistent with that index. We monitor the risk-return tradeoff of the overall portfolio, and will either rebalance the portfolio or sell one or more individual securities when our expected return targets are reached, or when portfolio risks increase beyond acceptable levels.

We may actively trade portfolio securities, which may lead to higher transaction costs that may affect the Fund's performance. In addition, active trading of portfolio securities may lead to higher taxes if your shares are held in a taxable account.

The Fund may hold some of its assets in cash or in money market instruments, including U.S. Government obligations, shares of other funds and repurchase agreements, or make other short-term investments for purposes of maintaining liquidity or for short-term defensive purposes when we believe it is in the best interests of the shareholders to do so. During such periods, the Fund may not achieve its objective.

Principal Investment Risks

The Fund is primarily subject to the risks mentioned below.

■ Market Risk

■ Futures Contracts Risk

■ Equity Securities Risk

■ Growth/Value Investing Risk

■ Derivatives Risk

■ Management Risk

These and other risks could cause you to lose money in your investment in the Fund and could adversely affect the Fund's net asset value and total return. These risks are described in the "Description of Principal Investment Risks" section.

[Back To Table of Contents](#)

Low Volatility U.S. Equity Fund

Investment Objective

The Fund seeks long-term capital appreciation.

The Fund's Board of Trustees can change this investment objective without a shareholder vote.

Principal Investment Strategies

Under normal circumstances, we invest:

- at least 80% of the Fund's net assets in equity securities of domestic issuers.

In pursuing the Fund's investment objective, we seek to produce returns that are similar to those of the Russell 1000® Index, but with lower volatility over a full market cycle. We may invest in equity securities of any market capitalization, but will primarily invest in equity securities of large-capitalization companies, which we define as companies with market capitalizations within the range of the Russell 1000® Index at the time of purchase. The market capitalization range of the Russell 1000® Index was approximately \$816 million to \$1.8 trillion, as of October 31, 2020, and is expected to change frequently. We may invest in any sector, and at times we may emphasize one or more particular sectors.

Our investment process uses multiple risk models to evaluate and forecast the risks for all constituents of the Russell 1000® Index. We then construct a diversified portfolio of stocks with below average forecasted risk characteristics in an effort to achieve market-like returns with considerably less volatility than the U.S. equity market as a whole. We monitor the portfolio's overall risk and the risk of each individual security and either rebalance the portfolio or sell one or more individual securities when those risks increase beyond acceptable levels.

We may actively trade portfolio securities, which may lead to higher transaction costs that may affect the Fund's performance. In addition, active trading of portfolio securities may lead to higher taxes if your shares are held in a taxable account.

The Fund may hold some of its assets in cash or in money market instruments, including U.S. Government obligations, shares of other funds and repurchase agreements, or make other short-term investments for purposes of maintaining liquidity or for short-term defensive purposes when we believe it is in the best interests of the shareholders to do so. During such periods, the Fund may not achieve its objective.

Principal Investment Risks

The Fund is primarily subject to the risks mentioned below.

■ Market Risk

■ Management Risk

■ Equity Securities Risk

■ Regulatory Risk

■ Growth/Value Investing Risk

These and other risks could cause you to lose money in your investment in the Fund and could adversely affect the Fund's net asset value and total return. These risks are described in the "Description of Principal Investment Risks" section.

[Back To Table of Contents](#)

Omega Growth Fund

Investment Objective

The Fund seeks long-term capital appreciation.

The Fund's Board of Trustees can change this investment objective without a shareholder vote.

Principal Investment Strategies

Under normal circumstances,

- the Fund invests at least 80% of its total assets in equity securities; and
- may invest up to 25% of its total assets in equity securities of foreign issuers, including ADRs and similar investments.

We may invest in the equity securities of companies of any market capitalization.

We seek to identify companies that have the prospect for strong sales and earnings growth rates, that enjoy a competitive advantage (for example, dominant market share) and that we believe have effective management with a history of making investments that are in the best interests of shareholders (for example, companies with a history of earnings and sales growth that are in excess of total asset growth). Furthermore, we seek to identify companies that embrace innovation and foster disruption using technology to maximize efficiencies, gain pricing advantages, and take market share from competitors. We view innovative companies as those that, among other characteristics, have the ability to advance new products or services through investment in research and development, that operate a business model that is displacing legacy industry incumbents, that are pursuing a large unmet need or total available market, and/or that are benefitting from changes in demographic, lifestyle, or environmental trends. We believe innovation found in companies on the "right side of change" is often mispriced in today's public equity markets and is a frequent signal or anomaly that we seek to exploit through our investment process. We pay particular attention to how management teams allocate capital in order to drive future cash flow. Price objectives are determined based on industry-specific valuation methodologies, including relative price-to-earnings multiples, price-to-book value, operating profit margin trends, enterprise value to EBITDA (earnings before interest, taxes, depreciation and amortization) and free cash flow yield. In addition to meeting with management, we take a surround the company approach by surveying a company's vendors, distributors, competitors and customers to obtain multiple perspectives that help us make better investment decisions. Portfolio holdings are continuously monitored for changes in fundamentals. The team seeks a favorable risk/reward relationship to fair valuation, which we define as the value of the company (i.e., our price target for the stock) relative to where the stock is currently trading. We may invest in any sector, and at times the Fund may emphasize one or more particular sectors. We may choose to sell a holding when it no longer offers favorable growth prospects, reaches our target price, or to take advantage of a better investment opportunity.

We may actively trade portfolio securities, which may lead to higher transaction costs that may affect the Fund's performance. In addition, active trading of portfolio securities may lead to higher taxes if your shares are held in a taxable account.

The Fund may hold some of its assets in cash or in money market instruments, including U.S. Government obligations, shares of other funds and repurchase agreements, or make other short-term investments for purposes of maintaining liquidity or for short-term defensive purposes when we believe it is in the best interests of the shareholders to do so. During such periods, the Fund may not achieve its objective.

Principal Investment Risks

The Fund is primarily subject to the risks mentioned below.

- | | |
|---------------------------|-----------------------------------|
| ■ Market Risk | ● Growth/Value Investing Risk |
| ■ Equity Securities Risk | ■ Management Risk |
| ■ Foreign Investment Risk | ■ Smaller Company Securities Risk |

These and other risks could cause you to lose money in your investment in the Fund and could adversely affect the Fund’s net asset value and total return. These risks are described in the “Description of Principal Investment Risks” section.

[Back To Table of Contents](#)

Premier Large Company Growth Fund

Investment Objective

The Fund seeks long-term capital appreciation.

The Fund's Board of Trustees can change this investment objective without a shareholder vote.

Principal Investment Strategies

Under normal circumstances, we invest:

- at least 80% of the Fund's net assets in equity securities of large-capitalization companies; and
- up to 20% of the Fund's total assets in equity securities of foreign issuers, including ADRs and similar investments.

We invest principally in equity securities of large-capitalization companies, which we define as securities of companies with market capitalizations within the range of the Russell 1000® Index at the time of purchase. The market capitalization range of the Russell 1000® Index was approximately \$816 million to \$1.8 trillion, as of October 31, 2020, and is expected to change frequently. We may also invest in equity securities of foreign issuers including ADRs and similar investments.

We focus on companies that dominate their market, are establishing new markets or are undergoing dynamic change. We believe earnings and revenue growth relative to expectations are critical factors in determining stock price movements. Thus, our investment process is centered around finding companies with under-appreciated prospects for robust and sustainable growth in earnings and revenue. To find that growth, we use bottom-up research, emphasizing companies whose management teams have a history of successfully executing their strategy and whose business models have sufficient profit potential. We forecast revenue and earnings revision opportunities, along with other key financial metrics to assess investment potential. We then combine that company-specific analysis with our assessment of secular and timeliness trends to form a buy/sell decision about a particular stock. We may invest in any sector, and at times we may emphasize one or more particular sectors. We sell a company's securities when we see deterioration in fundamentals that leads us to become suspicious of a company's prospective growth profile or the profitability potential of its business model, as this often leads to lower valuation potential. We may also sell or trim a position when we need to raise money to fund the purchase of a better investment opportunity or when valuation is extended beyond our expectations.

We may actively trade portfolio securities, which may lead to higher transaction costs that may affect the Fund's performance. In addition, active trading of portfolio securities may lead to higher taxes if your shares are held in a taxable account.

The Fund may hold some of its assets in cash or in money market instruments, including U.S. Government obligations, shares of other funds and repurchase agreements, or make other short-term investments for purposes of maintaining liquidity or for short-term defensive purposes when we believe it is in the best interests of the shareholders to do so. During such periods, the Fund may not achieve its objective.

Principal Investment Risks

The Fund is primarily subject to the risks mentioned below.

- | | |
|---------------------------|-------------------------------|
| ■ Market Risk | ● Growth/Value Investing Risk |
| ■ Equity Risk Securities | ■ Management Risk |
| ■ Foreign Investment Risk | |

These and other risks could cause you to lose money in your investment in the Fund and could adversely affect the Fund's net asset value and total return. These risks are described in the "Description of Principal Investment Risks" section.

[Back To Table of Contents](#)

Description of Principal Investment Risks

Understanding the risks involved in fund investing will help you make an informed decision that takes into account your risk tolerance and preferences. The risks that are most likely to have a material effect on a particular Fund as a whole are called “principal risks.” The principal risks for each Fund have been previously identified and are described below (in alphabetical order). Additional information about the principal risks is included in the Statement of Additional Information.

Derivatives Risk. The use of derivatives, such as futures, options and swap agreements, presents risks different from, and possibly greater than, the risks associated with investing directly in traditional securities. The use of derivatives can lead to losses because of adverse movements in the price or value of the derivatives’ underlying assets, indexes or rates and the derivatives themselves, which may be magnified by certain features of the derivatives. These risks are heightened when derivatives are used to enhance a Fund’s return or as a substitute for a position or security, rather than solely to hedge (or mitigate) the risk of a position or security held by the Fund. The success of a derivative strategy will be affected by the portfolio manager’s ability to assess and predict market or economic developments and their impact on the derivatives’ underlying assets, indexes or reference rates, as well as the derivatives themselves. Certain derivative instruments may become illiquid and, as a result, may be difficult to sell when the portfolio manager believes it would be appropriate to do so. Certain derivatives create leverage, which can magnify the impact of a decline in the value of their underlying assets, indexes or reference rates, and increase the volatility of the Fund’s net asset value. Certain derivatives (e.g., over-the-counter swaps) are also subject to the risk that the counterparty to the derivative contract will be unwilling or unable to fulfill its contractual obligations, which may cause a Fund to lose money, suffer delays or incur costs arising from holding or selling an underlying asset. Changes in laws or regulations may make the use of derivatives more costly, may limit the availability of derivatives, or may otherwise adversely affect the use, value or performance of derivatives.

Equity Securities Risk. The values of equity securities may experience periods of substantial price volatility and may decline significantly over short time periods. In general, the values of equity securities are more volatile than those of debt securities. Equity securities fluctuate in value and price in response to factors specific to the issuer of the security, such as management performance, financial condition, and market demand for the issuer’s products or services, as well as factors unrelated to the fundamental condition of the issuer, including general market, economic and political conditions. Investing in equity securities poses risks specific to an issuer, as well as to the particular type of company issuing the equity securities. For example, investing in the equity securities of small- or mid-capitalization companies can involve greater risk than is customarily associated with investing in stocks of larger, more-established companies. Different parts of a market, industry and sector may react differently to adverse issuer, market, regulatory, political, and economic developments. Negative news or a poor outlook for a particular industry can cause the share prices of securities of companies in that industry to decline.

Focused Portfolio Risk. Changes in the value of a small number of issuers are likely to have a larger impact on a Fund’s net asset value than if the Fund held a greater number of issuers.

Foreign Investment Risk. Foreign investments may be subject to lower liquidity, greater price volatility and risks related to adverse political, regulatory, market or economic developments. Foreign companies may be subject to significantly higher levels of taxation than U.S. companies, including potentially confiscatory levels of taxation, thereby reducing the earnings potential of such foreign companies. Foreign investments may involve exposure to changes in foreign currency exchange rates. Such changes may reduce the U.S. dollar value of the investments. Foreign investments may be subject to additional risks, such as potentially higher withholding and other taxes, and may also be subject to greater trade settlement, custodial, and other operational risks than domestic investments. Certain foreign markets may also be characterized by less stringent investor protection and disclosure standards.

Futures Contracts Risk. A Fund that uses futures contracts, which are a type of derivative, is subject to the risk of loss caused by unanticipated market movements. In addition, there may at times be an imperfect correlation between the movement in the prices of futures contracts and the value of their underlying instruments or indexes, and there may at times not be a liquid secondary market for certain futures contracts.

Growth/Value Investing Risk. Securities that exhibit certain characteristics, such as growth characteristics or value characteristics, tend to perform differently and shift into and out of favor with investors depending on changes in market and economic sentiment and conditions. As a result, a Fund’s performance may at times be worse than the performance of other mutual funds that invest more broadly or in securities that exhibit different characteristics.

[Back To Table of Contents](#)

Management Risk. Investment decisions, techniques, analyses or models implemented by a Fund's manager or sub-adviser in seeking to achieve the Fund's investment objective may not produce the returns expected, may cause the Fund's shares to lose value or may cause the Fund to underperform other funds with similar investment objectives.

Market Risk. The values of, and/or the income generated by, securities held by a Fund may decline due to general market conditions or other factors, including those directly involving the issuers of such securities. Securities markets are volatile and may decline significantly in response to adverse issuer, regulatory, political, or economic developments. Different sectors of the market and different security types may react differently to such developments. Political, geopolitical, natural and other events, including war, terrorism, trade disputes, government shutdowns, market closures, natural and environmental disasters, epidemics, pandemics and other public health crises and related events have led, and in the future may lead, to economic uncertainty, decreased economic activity, increased market volatility and other disruptive effects on U.S. and global economies and markets. Such events may have significant adverse direct or indirect effects on a Fund and its investments. In addition, economies and financial markets throughout the world are becoming increasingly interconnected, which increases the likelihood that events or conditions in one country or region will adversely impact markets or issuers in other countries or regions.

Regulatory Risk. Pursuant to section 619 of the Dodd-Frank Wall Street Reform and Consumer Protection Act and certain rules promulgated thereunder (collectively known as the "Volcker Rule"), if the Manager and/or its affiliates own 25% or more of the outstanding shares of the Fund after the permitted seeding period following the Fund's inception, the Fund will be subject to restrictions on trading that will adversely impact the Fund's ability to execute its investment strategy. Should this occur, the Fund may decide to liquidate, or the Manager and/or its affiliates may be required to reduce their ownership interests in the Fund, either of which may result in gains or losses, increased transaction costs and adverse tax consequences.

Smaller Company Securities Risk. Securities of companies with smaller market capitalizations tend to be more volatile and less liquid than those of larger companies. Smaller companies may have no or relatively short operating histories, limited financial resources or may have recently become public companies. Some of these companies have aggressive capital structures, including high debt levels, or are involved in rapidly growing or changing industries and/or new technologies.

Portfolio Holdings Information

A description of the Wells Fargo Funds' policies and procedures with respect to disclosure of the Wells Fargo Funds' portfolio holdings is available in the Funds' Statement of Additional Information.

[Back To Table of Contents](#)

Pricing Fund Shares

A Fund's NAV is the value of a single share. The NAV is calculated as of the close of regular trading on the New York Stock Exchange ("NYSE") (generally 4:00 p.m. Eastern time) on each day that the NYSE is open, although a Fund may deviate from this calculation time under unusual or unexpected circumstances. The NAV is calculated separately for each class of shares of a multiple-class Fund. The most recent NAV for each class of a Fund is available at wfam.com. To calculate the NAV of a Fund's shares, the Fund's assets are valued and totaled, liabilities are subtracted, and the balance, called net assets, is divided by the number of shares outstanding. The price at which a purchase or redemption request is processed is based on the next NAV calculated after the request is received in good order. Generally, NAV is not calculated, and purchase and redemption requests are not processed, on days that the NYSE is closed for trading; however, under unusual or unexpected circumstances, a Fund may elect to remain open even on days that the NYSE is closed or closes early. To the extent that a Fund's assets are traded in various markets on days when the Fund is closed, the value of the Fund's assets may be affected on days when you are unable to buy or sell Fund shares. Conversely, trading in some of a Fund's assets may not occur on days when the Fund is open.

With respect to any portion of a Fund's assets that may be invested in other mutual funds, the value of the Fund's shares is based on the NAV of the shares of the other mutual funds in which the Fund invests. The valuation methods used by mutual funds in pricing their shares, including the circumstances under which they will use fair value pricing and the effects of using fair value pricing, are included in the prospectuses of such funds. To the extent a Fund invests a portion of its assets in non-registered investment vehicles, the Fund's interests in the non-registered vehicles are fair valued at NAV.

With respect to a Fund's assets invested directly in securities, the Fund's investments are generally valued at current market prices. Equity securities, options and futures are generally valued at the official closing price or, if none, the last reported sales price on the primary exchange or market on which they are listed (closing price). Equity securities that are not traded primarily on an exchange are generally valued at the quoted bid price obtained from a broker-dealer.

Debt securities are valued at the evaluated bid price provided by an independent pricing service or, if a reliable price is not available, the quoted bid price from an independent broker-dealer.

We are required to depart from these general valuation methods and use fair value pricing methods to determine the values of certain investments if we believe that the closing price or the quoted bid price of a security, including a security that trades primarily on a foreign exchange, does not accurately reflect its current market value as of the time a Fund calculates its NAV. The closing price or the quoted bid price of a security may not reflect its current market value if, among other things, a significant event occurs after the closing price or quoted bid price are made available, but before the time as of which a Fund calculates its NAV, that materially affects the value of the security. We use various criteria, including a systemic evaluation of U.S. market moves after the close of foreign markets, in deciding whether a foreign security's market price is still reliable and, if not, what fair market value to assign to the security. In addition, we use fair value pricing to determine the value of investments in securities and other assets, including illiquid securities, for which current market quotations or evaluated prices from a pricing service or broker-dealer are not readily available.

The fair value of a Fund's securities and other assets is determined in good faith pursuant to policies and procedures adopted by the Fund's Board of Trustees. In light of the judgment involved in making fair value decisions, there can be no assurance that a fair value assigned to a particular security is accurate or that it reflects the price that the Fund could obtain for such security if it were to sell the security at the time as of which fair value pricing is determined. Such fair value pricing may result in NAVs that are higher or lower than NAVs based on the closing price or quoted bid price. See the Statement of Additional Information for additional details regarding the determination of NAVs.

[Back To Table of Contents](#)

Management of the Funds

The Manager

Wells Fargo Funds Management, LLC ("Funds Management"), headquartered at 525 Market Street, San Francisco, CA 94105, provides advisory and Fund level administrative services to the Funds pursuant to an investment management agreement (the "Management Agreement"). Funds Management is a wholly owned subsidiary of Wells Fargo & Company, a publicly traded diversified financial services company that provides banking, insurance, investment, mortgage and consumer financial services. Funds Management is a registered investment adviser that provides advisory services for registered mutual funds, closed-end funds and other funds and accounts. Funds Management is a part of Wells Fargo Asset Management, the trade name used by the asset management businesses of Wells Fargo & Company.

Funds Management is responsible for implementing the investment objectives and strategies of the Funds. Funds Management's investment professionals review and analyze the Funds' performance, including relative to peer funds, and monitor the Funds' compliance with their investment objectives and strategies. Funds Management is responsible for reporting to the Board on investment performance and other matters affecting the Funds. When appropriate, Funds Management recommends to the Board enhancements to Fund features, including changes to Fund investment objectives, strategies and policies. Funds Management also communicates with shareholders and intermediaries about Fund performance and features.

Funds Management is also responsible for providing Fund-level administrative services to the Funds, which include, among others, providing such services in connection with the Funds' operations; developing and implementing procedures for monitoring compliance with regulatory requirements and compliance with the Funds' investment objectives, policies and restrictions; and providing any other Fund-level administrative services reasonably necessary for the operation of the Funds, other than those services that are provided by the Funds' transfer and dividend disbursing agent, custodian and fund accountant.

To assist Funds Management in implementing the investment objectives and strategies of the Funds, Funds Management may contract with one or more sub-advisers to provide day-to-day portfolio management services to the Funds. Funds Management employs a team of investment professionals who identify and recommend the initial hiring of any sub-adviser and oversee and monitor the activities of any sub-adviser on an ongoing basis. Funds Management retains overall responsibility for the investment activities of the Funds.

A discussion regarding the basis for the Board's approval of the Management Agreement and any applicable sub-advisory agreements for each Fund is available in the Fund's Annual report for the period ended July 31st.

For each Fund's most recent fiscal year end, the Management Fee paid to Funds Management pursuant to the Management Agreement, net of any applicable waivers and reimbursements, was as follows:

Management Fees Paid

	As a % of average daily net assets
Classic Value Fund	0.64%
Disciplined U.S. Core Fund	0.35%
Endeavor Select Fund	0.48%
Growth Fund	0.69%
Large Cap Core Fund	0.55%
Large Cap Growth Fund	0.60%
Large Company Value Fund	0.24%
Low Volatility U.S. Equity Fund	0.00%
Omega Growth Fund	0.78%
Premier Large Company Growth Fund	0.62%

[Back To Table of Contents](#)

The Sub-Adviser and Portfolio Managers

The following Sub-adviser and Portfolio Managers provide day-to-day portfolio management services to the Funds. These services include making purchases and sales of securities and other investment assets for the Funds, selecting broker-dealers, negotiating brokerage commission rates and maintaining portfolio transaction records. The Sub-adviser is compensated for its services by Funds Management from the fees Funds Management receives for its services as investment Manager to the Funds. The Statement of Additional Information provides additional information about the Portfolio Managers' compensation, other accounts managed by the Portfolio Managers and the Portfolio Managers' ownership of securities in the Funds.

Wells Capital Management Incorporated ("Wells Capital Management") is a registered investment adviser located at 525 Market Street, San Francisco, CA 94105. Wells Capital Management, an affiliate of Funds Management and indirect wholly owned subsidiary of Wells Fargo & Company, is a multi-boutique asset management firm committed to delivering superior investment services to institutional clients, including mutual funds. Wells Capital Management is a part of Wells Fargo Asset Management, the trade name used by the asset management businesses of Wells Fargo & Company.

Dennis Bein, CFA

Large Company Value Fund
Low Volatility U.S. Equity Fund

Mr. Bein joined Wells Capital Management or one of its predecessor firms in 1995, where he currently serves as a Portfolio Manager for the Analytic Investors team.

Ryan Brown, CFA

Large Company Value Fund
Low Volatility U.S. Equity Fund

Mr. Brown joined Wells Capital Management or one of its predecessor firms in 2007, where he currently serves as a Portfolio Manager for the Analytic Investors team.

John R. Campbell, CFA

Large Cap Core Fund

Mr. Campbell joined Wells Capital Management or one of its predecessor firms in 2006, where he currently serves as a Senior Portfolio Manager for the Golden Capital Equity team.

Justin P. Carr, CFA

Disciplined U.S. Core Fund

Mr. Carr joined Wells Capital Management or one of its predecessor firms in 2001, where he currently serves as Portfolio Manager and Analyst for the Golden Capital Equity team.

Harindra de Silva, Ph.D., CFA

Large Company Value Fund
Low Volatility U.S. Equity Fund

Mr. de Silva joined Wells Capital Management or one of its predecessor firms in 1995, where he currently serves as President and Portfolio Manager for the Analytic Investors team.

Joseph M. Eberhardy, CFA, CPA

Growth Fund
Large Cap Growth Fund
Premier Large Company Growth Fund

Mr. Eberhardy joined Wells Capital Management or one of its predecessor firms in 1994, where he currently serves as a Portfolio Manager.

Vince Fioramonti, CFA

Large Cap Core Fund

Mr. Fioramonti joined Wells Capital Management or one of its predecessor firms in 2012, where he currently serves as a Senior Portfolio Manager for the Golden Capital Equity team.

Miguel E. Giaconi, CFA

Classic Value Fund

Mr. Giaconi joined Wells Capital Management or one of its predecessor firms in 2003, where he currently serves as a Portfolio Manager and Director of Research with the MetWest Capital Equity team.

Robert Gruendyke, CFA

Growth Fund
Large Cap Growth Fund
Premier Large Company Growth Fund

Mr. Gruendyke joined Wells Capital Management in 2008, where he currently serves as a portfolio manager on the Heritage Growth Equity team.

Jean-Baptiste Nadal, CFA

Classic Value Fund

Mr. Nadal joined Wells Capital Management or one of its predecessor firms in 2011, where he currently serves as Team Leader and Senior Portfolio Manager with the MetWest Capital Equity team.

Thomas C. Ognar, CFA

Growth Fund
Large Cap Growth Fund
Premier Large Company Growth Fund

Mr. Ognar joined Wells Capital Management or one of its predecessor firms in 1998, where he currently serves as a Portfolio Manager.

Michael T. Smith, CFA

Endeavor Select Fund
Omega Growth Fund

Mr. Smith joined Wells Capital Management or one of its predecessor firms in 2000, where he currently serves as a Managing Director and Senior Portfolio Manager on the Fundamental Growth Equity team.

Christopher J. Warner, CFA

Mr. Warner joined Wells Capital Management or one of its

Endeavor Select Fund
Omega Growth Fund

predecessor firms in 2007, where he currently serves as a Portfolio
Manager for the Fundamental Growth Equity team.

U.S. Equity Funds

57

[Back To Table of Contents](#)

Robert M. Wicentowski, CFA
Disciplined U.S. Core Fund

Mr. Wicentowski joined Wells Capital Management or one of its predecessor firms in 2016, where he currently serves as a Portfolio Manager and Analyst for the Golden Capital Equity team. Prior to joining Wells Capital Management, he served as a Manager of Portfolio Research at WBI Investments, LLC. Prior to WBI Investments, Mr. Wicentowski served as a Senior Global Strategist for the Options Strategy Group for Wells Fargo Bank, N.A.

Multi-Manager Arrangement

The Funds and Funds Management have obtained an exemptive order from the SEC that permits Funds Management, subject to Board approval, to select certain sub-advisers and enter into or amend sub-advisory agreements with them, without obtaining shareholder approval. The SEC order extends to sub-advisers that are not otherwise affiliated with Funds Management or the Funds, as well as sub-advisers that are wholly-owned subsidiaries of Funds Management or of a company that wholly owns Funds Management. In addition, the SEC staff, pursuant to no-action relief, has extended multi-manager relief to any affiliated sub-adviser, such as affiliated sub-advisers that are not wholly-owned subsidiaries of Funds Management or of a company that wholly owns Funds Management, provided certain conditions are satisfied (all such sub-advisers covered by the order or relief, "Multi-Manager Sub-Advisers").

As such, Funds Management, with Board approval, may hire or replace Multi-Manager Sub-Advisers for each Fund that is eligible to rely on the order or relief. Funds Management, subject to Board oversight, has the responsibility to oversee Multi-Manager Sub-Advisers and to recommend their hiring, termination and replacement. If a new sub-adviser is hired for a Fund pursuant to the order or relief, the Fund is required to notify shareholders within 90 days. The Funds are not required to disclose the individual fees that Funds Management pays to a Multi-Manager Sub-Adviser.

[Back To Table of Contents](#)

Account Information

Share Class Eligibility

Please see the section entitled "Purchase and Sale of Fund Shares" in the Fund Summary for a schedule of minimum investment amounts. Purchases made through a customer account at an intermediary may be subject to different minimum investment amounts. Please contact your financial professional for additional information.

We allow reduced minimum initial and subsequent investment amounts if you sign up for an automatic investment plan. For additional information regarding available automatic plans, please see the section entitled "Account Policies" below.

Your Fund may offer other classes of shares in addition to those offered through this Prospectus. You may be eligible to invest in one or more of these other classes of shares. Each share class bears varying expenses and may differ in other features. Consult your financial professional for more information regarding a Fund's available share classes.

The information in this Prospectus is not intended for distribution to, or use by, any person or entity in any non-U.S. jurisdiction or country where such distribution or use would be contrary to any law or regulation, or which would subject Fund shares to any registration requirement within such jurisdiction or country.

Share Class Features

The table below summarizes the key features of the share classes offered through this Prospectus. You should review the "Reductions and Waivers of Sales Charges" section of the Prospectus before choosing which share class to buy. You also should review your Fund's table of Annual Fund Operating Expenses, as other fees and expenses may vary by class.

	Class A	Class C
Front-End Sales Charge	5.75%	None
Contingent Deferred Sales Charge (CDSC)	None (except that if you redeem Class A shares purchased at or above the \$1,000,000 breakpoint level within eighteen months from the date of purchase, you will pay a CDSC of 1.00%)	1% if shares are sold within one year after purchase
Ongoing Distribution (12b-1) Fees	None	0.75%
Shareholder Servicing Fee	0.25%	0.25%
Purchase Maximum	None	Not to equal or exceed \$1,000,000
Annual Expenses	Lower ongoing expenses than Class C	Higher ongoing expenses than Class A because of 12b-1 fees
Conversion Feature	None	Yes. Converts to Class A shares after 8 years

Information regarding sales charges, breakpoint levels, reductions and waivers is also available free of charge on our website at wfam.com. You may wish to discuss your choice of share class with your financial professional.

Class A Shares Sales Charges

If you choose to buy Class A shares, you will pay the public offering price which is the net asset value (NAV) plus the applicable sales charge. Since sales charges are reduced for Class A share purchases above certain dollar amounts, known as "breakpoint levels," the public offering price is lower for these purchases. The dollar amount of the sales charge is the difference between the public offering price of the shares purchased (based on the applicable sales charge in the table below) and the NAV of those shares. As described below, existing holdings may count towards meeting the breakpoint level applicable to an additional purchase. Because of rounding in the calculation of the public offering price, the actual sales charge you pay may be more or less than that calculated using the percentages shown below.

[Back To Table of Contents](#)

Class A Shares Sales Charge Schedule

Amount of Purchase	Front-end Sales Charge As % of Public Offering Price	Front-end Sales Charge As % of Net Amount Invested	Commission Paid to Intermediary As % of Public Offering Price
Less than \$50,000	5.75%	6.10%	5.00%
\$50,000 but less than \$100,000	4.75%	4.99%	4.00%
\$100,000 but less than \$250,000	3.75%	3.90%	3.00%
\$250,000 but less than \$500,000	2.75%	2.83%	2.25%
\$500,000 but less than \$1,000,000	2.00%	2.04%	1.75%
\$1,000,000 and over	0.00% ¹	0.00%	1.00% ²

1. If you redeem Class A shares purchased at or above the \$1,000,000 breakpoint level within eighteen months from the date of purchase, you will pay a CDSC of 1.00% of the NAV of the shares on the date of original purchase. Certain exceptions apply (see “CDSC Waivers”).
2. The commission paid to an Intermediary on purchases above the \$1,000,000 breakpoint level includes an advance of the first year's shareholder servicing fee.

Class C Shares Sales Charges

If you choose Class C shares, you buy them at NAV and the Fund's distributor pays sales commissions of up to 1.00% of the purchase price to the intermediary. These commissions include an advance of the first year's distribution and shareholder servicing fee. If you redeem your shares within one year from the date of purchase, you will pay a CDSC of 1.00%. The CDSC percentage you pay is applied to the NAV of the shares on the date of original purchase. To determine whether the CDSC applies to a redemption, the Fund will first redeem shares acquired by reinvestment of any distributions and then will redeem shares in the order in which they were purchased (such that shares held the longest are redeemed first). You will not be assessed a CDSC on Class C shares you redeem that were purchased with reinvested distributions. Class C share exchanges will not trigger a CDSC and the new shares received in the exchange will continue to age according to the original shares' CDSC schedule and will be charged the CDSC applicable to the original shares upon redemption.

Class C Shares Conversion Feature

Class C shares will convert automatically into Class A shares eight years after the initial date of purchase or, if you acquired your Class C shares through an exchange or conversion from another share class, eight years after the date you acquired your Class C shares. When Class C shares that you acquired through a purchase or exchange convert, any other Class C shares that you purchased with reinvested distributions also will convert into Class A shares on a pro rata basis. A shorter holding period may also apply depending on your intermediary - please see Appendix A—Sales Charge Reductions and Waivers for Certain Intermediaries for further information.

Reductions and Waivers of Sales Charges

You should consider whether you are eligible for any of the reductions or waivers of sales charges discussed below when you are deciding which share class to buy. The availability of certain sales charge waivers and discounts will depend on whether you purchase your shares directly from the Fund or through an intermediary. Intermediaries may have different policies and procedures regarding the availability of front-end sales load waivers or contingent deferred (back-end) sales load (“CDSC”) waivers, which are discussed below. In all instances, it is the purchaser's responsibility to notify the Fund or the purchaser's financial professional at the time of purchase of any relationship or other facts qualifying the purchaser for sales charge waivers or discounts. **For waivers and discounts not available through a particular intermediary, shareholders will have to purchase Fund shares directly from the Fund or through another intermediary to receive these waivers or discounts.** Please see Appendix A for information on intermediaries that currently have different policies and procedures regarding the availability of sales charge reductions and waivers.

In addition, consult the section entitled “Additional Purchase and Redemption Information” in the Statement of Additional Information for further details regarding reductions and waivers of sales charges, which we may change from time to time.

We also reserve the right to enter into agreements that reduce or eliminate sales charges for groups or classes of shareholders. If you own Fund shares as part of another account, such as an IRA or a sweep account, you should

[Back To Table of Contents](#)

read the terms and conditions that apply for that account, which may supercede the terms described here. Contact your financial professional for further information.

Front-End Sales Charge Reductions

You may be eligible for a reduction in the front-end sales charge applicable to purchases of Class A shares under the following circumstances:

- You pay a lower sales charge if you are investing an amount over a breakpoint level. See “Class A Shares Sales Charges” above.
- By signing a Letter of Intent (LOI) prior to purchase, you pay a lower sales charge now in exchange for promising to invest an amount over a specified breakpoint level within the next 13 months in one or more Wells Fargo Funds. Purchases made prior to signing the LOI as well as reinvested dividends and capital gains do not count as purchases made during this period. We will hold in escrow shares equal to approximately 5% of the amount you say you intend to buy. If you do not invest the amount specified in the LOI before the expiration date, we will redeem enough escrowed shares to pay the difference between the reduced sales charge you paid and the sales charge you should have paid. Otherwise, we will release the escrowed shares to you when you have invested the agreed upon amount.
- Rights of Accumulation (ROA) allow you to aggregate Class A, Class A2, and Class C shares of any Wells Fargo Fund already owned (excluding Wells Fargo money market fund shares, unless you notify us that you previously paid a sales charge on those assets) in order to reach breakpoint levels and to qualify for sales charge reductions on subsequent purchases of Class A shares. The purchase amount used in determining the sales charge on your purchase will be calculated by multiplying the maximum public offering price by the number of Class A, Class A2 and Class C shares of any Wells Fargo Fund already owned and adding the dollar amount of your current purchase. The following table provides information about the types of accounts that can and cannot be aggregated to qualify for sales charge reductions:

Can this type of account be aggregated?	Yes	No
Individual accounts	✓	
Joint accounts	✓	
UGMA/UTMA accounts	✓	
Trust accounts over which the shareholder has individual or shared authority	✓	
Solely owned business accounts	✓	
Traditional and Roth IRAs	✓	
SEP IRAs	✓	
SIMPLE IRAs ¹	✓	
Group Retirement Plans		✓

1. SIMPLE IRAs established using Wells Fargo Funds plan agreements may aggregate at the plan level for purposes of establishing eligibility for sales charge reductions. When plan assets in a Fund's Class A and Class C shares (excluding Wells Fargo money market fund shares) reach a breakpoint level, all plan participants benefit from the reduced sales charge on subsequent purchases in the plan. However, participant accounts in these plans cannot be aggregated with personal accounts to further reduce sales charges. Other types of SIMPLE IRAs may not aggregate at the plan level for purposes of establishing eligibility for sales charge reductions on subsequent purchases in the plan but plan participants may aggregate their SIMPLE IRA accounts with other personal accounts in order to benefit from sales charge reductions.

Based on the above chart, if you believe that you own shares in one or more accounts that can be aggregated with your current purchase to reach a sales charge breakpoint level, you must, at the time of your purchase specifically identify those shares to your financial professional or the Fund's transfer agent. Only balances currently held entirely either in accounts with the Funds or, if held in an account through an intermediary, at the same firm through which you are making your current purchase, will be eligible to be aggregated with your current purchase for determining your Class A sales charge. For an account to qualify for a sales charge reduction, it must be registered in the name of, or held for, the shareholder, his or her spouse or domestic partner, as recognized by applicable state law, or his or her children under the age of 21. Class A shares purchased at NAV will not be aggregated with other shares for purposes of receiving a sales charge reduction.

Front-End Sales Charge Waivers

If you fall into any of the following categories, you can buy Class A shares without a front-end sales charge:

- You pay no sales charges on Fund shares you buy with reinvested distributions.
- You pay no sales charges on Fund shares you purchase with the proceeds of a redemption of Class A shares of the same Fund within 90 days of the date of redemption. The purchase must be made back into the same account. Subject to the Fund's policy regarding frequent purchases and redemptions of Fund shares, you may not

[Back To Table of Contents](#)

be able to exercise this provision for the first 30 days after your redemption. Systematic transactions through the automatic investment plan, the automatic exchange plan and the systematic withdrawal plan are excluded from these provisions.

- Current and retired employees, directors/trustees and officers of:
 - Wells Fargo Funds (including any predecessor funds);
 - Wells Fargo & Company and its affiliates; and
 - family members (spouse, domestic partner, parents, grandparents, children, grandchildren and siblings (including step and in-law)) of any of the foregoing.
- Current employees of:
 - the Fund's transfer agent;
 - broker-dealers who act as selling agents;
 - family members (spouse, domestic partner, parents, grandparents, children, grandchildren and siblings (including step and in-law)) of any of the foregoing; and
 - a Fund's sub-adviser(s), but only for the Fund(s) for which such sub-adviser provides investment advisory services.
- Qualified registered investment advisers who buy through an intermediary who has entered into an agreement with the Fund's distributor that allows for load-waived Class A purchases.
- Insurance company separate accounts.
- Funds of Funds, subject to review and approval by Funds Management.
- Group employer-sponsored retirement and deferred compensation plans and group employer-sponsored employee benefit plans (including health savings accounts) and trusts used to fund those plans. Traditional IRAs, Roth IRAs, SEPs, SARSEPs, SIMPLE IRAs, Keogh plans, individual 401(k) plans, individual 403(b) plans as well as shares held in commission-based broker-dealer accounts do not qualify under this waiver.
- Investors who purchase shares that are to be included in certain "wrap accounts," including such specified investors who trade through an omnibus account maintained with a Fund by an intermediary.
- Investors who purchase shares through a self-directed brokerage account program offered by an intermediary that has entered into an agreement with the Fund's distributor. Intermediaries offering such programs may or may not charge transaction fees.
- Investors opening IRA accounts with assets directly transferred from a qualified retirement plan using Wells Fargo Institutional Retirement Trust or another Wells Fargo affiliate for recordkeeping services. For such IRAs to qualify, a Wells Fargo-affiliated entity must hold the account directly on the books of the Fund's transfer agent, and the services of another intermediary may not be utilized with respect to the IRA.

CDSC Waivers

- You will not be assessed a CDSC on Fund shares you redeem that were purchased with reinvested distributions.
- We waive the CDSC for all redemptions made because of scheduled (Internal Revenue Code Section 72(t)(2) withdrawal schedule) or required minimum distributions (withdrawals generally made after age 70½ for shareholders that reached age 70½ on or before December 31, 2019 and withdrawals generally made after age 72 for shareholders that reach age 70½ after December 31, 2019 according to Internal Revenue Service (IRS) guidelines) from traditional IRAs and certain other retirement plans. (See your retirement plan information for details or contact your retirement plan administrator.)
- We waive the CDSC for redemptions made in the event of the last surviving shareholder's death or for a disability suffered after purchasing shares. ("Disabled" is defined in Internal Revenue Code Section 72(m)(7).)
- We waive the CDSC for redemptions made at the direction of Funds Management in order to, for

example, complete a merger or effect a Fund liquidation.

- We waive the CDSC for Class C shares redeemed by employer-sponsored retirement plans where the dealer of record waived its commission at the time of purchase.

Compensation to Financial Professionals and Intermediaries

Distribution Plan

Each Fund has adopted a distribution plan (12b-1 Plan) pursuant to Rule 12b-1 under the Investment Company Act of 1940 (the "1940 Act"), for the classes indicated below. The 12b-1 Plan authorizes the Fund to make payments for services and activities that are primarily intended to result in the sale of Fund shares and to reimburse expenses incurred in connection with such services and activities. The 12b-1 Plan provides that, to the extent any shareholder servicing payments are deemed to be payments for the financing of any activity primarily

[Back To Table of Contents](#)

intended to result in the sale of Fund shares, such payments are deemed to have been approved under the 12b-1 Plan. Under the 12b-1 Plan, fees are paid up to the following amounts:

Fund	Class C
Classic Value Fund	0.75%
Disciplined U.S. Core Fund	0.75%
Endeavor Select Fund	0.75%
Growth Fund	0.75%
Large Cap Core Fund	0.75%
Large Cap Growth Fund	0.75%
Large Company Value Fund	0.75%
Low Volatility U.S. Equity Fund	0.75%
Omega Growth Fund	0.75%
Premier Large Company Growth Fund	0.75%

These fees are paid out of the relevant Class's assets on an ongoing basis. Over time, these fees will increase the cost of your investment and may cost you more than other types of sales charges.

Shareholder Servicing Plan

Each Fund has adopted a shareholder servicing plan ("Servicing Plan"). The Servicing Plan authorizes the Fund to enter into agreements with the Fund's distributor, manager, or any of their affiliates to provide or engage other entities to provide certain shareholder services, including establishing and maintaining shareholder accounts, processing and verifying purchase, redemption and exchange transactions, and providing such other shareholder liaison or related services as may reasonably be requested. Under the Servicing Plan, fees are paid up to the following amounts:

Fund	Class A	Class C
Classic Value Fund	0.25%	0.25%
Disciplined U.S. Core Fund	0.25%	0.25%
Endeavor Select Fund	0.25%	0.25%
Growth Fund	0.25%	0.25%
Large Cap Core Fund	0.25%	0.25%
Large Cap Growth Fund	0.25%	0.25%
Large Company Value Fund	0.25%	0.25%
Low Volatility U.S. Equity Fund	0.25%	0.25%
Omega Growth Fund	0.25%	0.25%
Premier Large Company Growth Fund	0.25%	0.25%

Additional Payments to Financial Professionals and Intermediaries

In addition to dealer reallowances and payments made by certain classes of each Fund for distribution and shareholder servicing, the Fund's manager, the distributor or their affiliates make additional payments ("Additional Payments") to certain financial professionals and intermediaries for selling shares and providing shareholder services, which include broker-dealers and 401(k) service providers and record keepers. These Additional Payments, which may be significant, are paid by the Fund's manager, the distributor or their affiliates, out of their revenues, which generally come directly or indirectly from Fund fees.

In return for these Additional Payments, each Fund's manager and distributor expect the Fund to receive certain marketing or servicing considerations that are not generally available to mutual funds whose sponsors do not make such payments. Such considerations are expected to include, without limitation, placement of the Fund on a list of mutual funds offered as investment options to the intermediary's clients (sometimes referred to as "Shelf Space"); access to the intermediary's financial professionals; and/or the ability to assist in training and educating the intermediary's financial professionals.

The Additional Payments may create potential conflicts of interest between an investor and a financial professional or intermediary who is recommending or making available a particular mutual fund over other mutual funds. Before investing, you should consult with your financial

professional and review carefully any disclosure by the intermediary as to what compensation the intermediary receives from mutual fund sponsors, as well as how your financial professional is compensated.

[Back To Table of Contents](#)

The Additional Payments are typically paid in fixed dollar amounts, based on the number of customer accounts maintained by an intermediary, or based on a percentage of sales and/or assets under management, or a combination of the above. The Additional Payments are either up-front or ongoing or both and differ among intermediaries. In a given year, Additional Payments to an intermediary that is compensated based on its customers' assets typically range between 0.02% and 0.25% of assets invested in a Fund by the intermediary's customers. Additional Payments to an intermediary that is compensated based on a percentage of sales typically range between 0.10% and 0.25% of the gross sales of a Fund attributable to the financial intermediary. More information on the FINRA member firms that have received the Additional Payments described in this section is available in the Statement of Additional Information, which is on file with the SEC and is also available on the Wells Fargo Funds website at wfam.com.

Buying and Selling Fund Shares

For more information regarding buying and selling Fund shares, please visit wfam.com. You may buy (purchase) and sell (redeem) Fund shares as follows:

	Opening an Account	Adding to an Account or Selling Fund Shares
Through Your Financial Professional	Contact your financial professional. Transactions will be subject to the terms of your account with your intermediary.	Contact your financial professional. Transactions will be subject to the terms of your account with your intermediary.
Through Your Retirement Plan	Contact your retirement plan administrator. Transactions will be subject to the terms of your retirement plan account.	Contact your retirement plan administrator. Transactions will be subject to the terms of your retirement plan account.
Online	New accounts cannot be opened online. Contact your financial professional or retirement plan administrator, or refer to the section on opening an account by mail.	Visit wfam.com. Online transactions are limited to a maximum of \$100,000. You may be eligible for an exception to this maximum. Please call Investor Services at 1-800-222-8222 for more information.
By Telephone	Call Investor Services at 1-800-222-8222. Available only if you have another Wells Fargo Fund account with your bank information on file.	Call Investor Services at 1-800-222-8222. Redemption requests may not be made by phone if the address on your account was changed in the last 15 days. In this event, you must request your redemption by mail. For joint accounts, telephone requests generally require only one of the account owners to call unless you have instructed us otherwise.
By Mail	Complete an account application and submit it according to the instructions on the application. Account applications are available online at wfam.com or by calling Investor Services at 1-800-222-8222.	Send the items required under "Requests in Good Order" below to: <u>Regular Mail</u> Wells Fargo Funds P.O. Box 219967 Kansas City, MO 64121-9967 <u>Overnight Only</u> Wells Fargo Funds 430 W 7th Street STE 219967 Kansas City, MO 64105-1407

Requests in "Good Order". All purchase and redemption requests must be received in "good order." This means that a request generally must include:

- The Fund name(s), share class(es) and account number(s);

- The amount (in dollars or shares) and type (purchase or redemption) of the request;
- If by mail, the signature of each registered owner as it appears in the account application;
- For purchase requests, payment of the full amount of the purchase request (see "Payment" below);

[Back To Table of Contents](#)

- For redemption requests, a Medallion Guarantee if required (see “Medallion Guarantee” below); and
- Any supporting legal documentation that may be required.

Purchase and redemption requests in good order will be processed at the next NAV calculated after the Fund's transfer agent or an authorized intermediary¹ receives your request. If your request is not received in good order, additional documentation may be required to process your transaction. We reserve the right to waive any of the above requirements.

1. The Fund's shares may be purchased through an intermediary that has entered into a dealer agreement with the Fund's distributor. The Fund has approved the acceptance of a purchase or redemption request effective as of the time of its receipt by such an authorized intermediary or its designee, as long as the request is received by one of those entities prior to the Fund's closing time. These intermediaries may charge transaction fees. We reserve the right to adjust the closing time in certain circumstances.

Medallion Guarantee. A Medallion Guarantee is only required for a mailed redemption request under the following circumstances: (1) if the address on your account was changed within the last 15 days; (2) if the amount of the redemption request exceeds \$100,000 and is to be paid to a bank account that is not currently on file with Wells Fargo Funds or if all of the owners of your Wells Fargo Fund account are not included in the registration of the bank account provided; or (3) if the redemption request proceeds are to be paid to a third party. You can get a Medallion Guarantee at a financial institution such as a bank or brokerage house. We do not accept notarized signatures.

Payment. Payment for Fund shares may be made as follows:

By Wire

Purchases into a new or existing account may be funded by using the following wire instructions:

State Street Bank & Trust
 Boston, MA
 Bank Routing Number: ABA 011000028
 Wire Purchase Account: 9905-437-1
 Attention: Wells Fargo Funds
 (Name of Fund, Account Number and any applicable share class)
 Account Name: Provide your name as registered on the Fund account or as included in your account application.

By Check

Make checks payable to Wells Fargo Funds.

By Exchange

Identify an identically registered Wells Fargo Fund account from which you wish to exchange (see “Exchanging Fund Shares” below for restrictions on exchanges).

By Electronic Funds Transfer (“EFT”)

Additional purchases for existing accounts may be funded by EFT using your linked bank account.

All payments must be in U.S. dollars, and all checks and EFTs must be drawn on U.S. banks. You will be charged a \$25.00 fee for every check or EFT that is returned to us as unpaid.

Form of Redemption Proceeds. You may request that your redemption proceeds be sent to you by check, by EFT into a linked bank account, or by wire to a linked bank account. Please call Investor Services at 1-800-222-8222 regarding the requirements for linking bank accounts or for wiring funds. Under normal circumstances, we expect to meet redemption requests either by using uninvested cash or cash equivalents or by using the proceeds from the sale of portfolio securities, at the discretion of the portfolio manager(s). The Wells Fargo Funds may also borrow through a bank line of credit for the purpose of meeting redemption requests, although we do not expect to draw funds from this source on a regular basis. In lieu of making cash payments, we reserve the right to determine in our sole discretion, including under stressed market conditions, whether to satisfy one or more redemption requests by making payments in securities. In such cases, we may meet all or part of a redemption request by making payment in securities equal in value to the amount of the redemption payable to you as permitted under the 1940 Act, and the rules thereunder, in which case the redeeming shareholder should expect to incur transaction costs upon the disposition of any securities received.

Timing of Redemption Proceeds. We normally will send out redemption proceeds within one business day after we accept your request to redeem. We reserve the right to delay payment for up to seven days. If you wish to redeem shares purchased by check, by EFT or through the Automatic Investment Plan within seven days of purchase, you may be asked to resubmit your redemption request if your payment has not yet cleared. Payment of redemption proceeds may be delayed for longer than seven days under extraordinary circumstances or as permitted by the SEC in order to protect remaining shareholders. Such extraordinary circumstances are discussed further in the Statement of Additional Information.

[Back To Table of Contents](#)

Retirement Plans and Other Products. If you purchased shares through a packaged investment product or retirement plan, read the directions for redeeming shares provided by the product or plan. There may be special requirements that supersede or are in addition to the requirements in this Prospectus.

Exchanging Fund Shares

Exchanges between two funds involve two transactions: (1) the redemption of shares of one fund; and (2) the purchase of shares of another. In general, the same rules and procedures described under “Buying and Selling Fund Shares” apply to exchanges. There are, however, additional policies and considerations you should keep in mind while making or considering an exchange:

- In general, exchanges may be made between like share classes of any fund in the Wells Fargo Funds complex offered to the general public for investment (i.e., a fund not closed to new accounts), with the following exceptions: (1) Class A shares of non-money market funds may also be exchanged for Service Class shares of any retail or government money market fund; (2) Service Class shares may be exchanged for Class A shares of any non-money market fund; and (3) no exchanges are allowed into institutional money market funds.
- If you make an exchange between Class A shares of a money market fund or Class A2 or Class A shares of a non-money market fund, you will buy the shares at the public offering price of the new fund, unless you are otherwise eligible to buy shares at NAV.
- Same-fund exchanges between share classes are permitted subject to the following conditions: (1) the shareholder must meet the eligibility guidelines of the class being purchased in the exchange; (2) exchanges out of Class A and Class C shares would not be allowed if shares are subject to a CDSC; and (3) for non-money market funds, in order to exchange into Class A shares, the shareholder must be able to qualify to purchase Class A shares at NAV based on current Prospectus guidelines.
- An exchange request will be processed on the same business day, provided that both funds are open at the time the request is received. If one or both funds are closed, the exchange will be processed on the following business day.
- You should carefully read the Prospectus for the Fund into which you wish to exchange.
- Every exchange involves redeeming fund shares, which may produce a capital gain or loss for tax purposes.
- If you are making an initial investment into a fund through an exchange, you must exchange at least the minimum initial investment amount for the new fund, unless your balance has fallen below that amount due to investment performance.
- If you are making an additional investment into a fund that you already own through an exchange, you must exchange at least the minimum subsequent investment amount for the fund you are exchanging into.
- Class C share exchanges will not trigger a CDSC. The new shares received in the exchange will continue to age according to the original shares' CDSC schedule and will be charged the CDSC applicable to the original shares upon redemption.

Generally, we will notify you at least 60 days in advance of any changes in the above exchange policies.

Frequent Purchases and Redemptions of Fund Shares

Wells Fargo Funds reserves the right to reject any purchase or exchange order for any reason. If a shareholder redeems \$20,000 or more (including redemptions that are part of an exchange transaction) from a Covered Fund, that shareholder is “blocked” from purchasing shares of that Covered Fund (including purchases that are part of an exchange transaction) for 30 calendar days after the redemption.

Excessive trading by Fund shareholders can negatively impact a Fund and its long-term shareholders in several ways, including disrupting Fund investment strategies, increasing transaction costs, decreasing tax efficiency, and diluting the value of shares held by long-term shareholders. Excessive trading in Fund shares can negatively impact a Fund's long-term performance by requiring it to maintain more assets in cash or to liquidate portfolio holdings at a disadvantageous time. Certain Funds may be more susceptible than others to these negative effects. For example, Funds that have a greater percentage of their investments in non-U.S.

securities may be more susceptible than other Funds to arbitrage opportunities resulting from pricing variations due to time zone differences across international financial markets. Similarly, Funds that have a greater percentage of their investments in small company securities may be more susceptible than other Funds to arbitrage opportunities due to the less liquid nature of small company securities. Both types of Funds also may incur higher transaction

[Back To Table of Contents](#)

costs in liquidating portfolio holdings to meet excessive redemption levels. Fair value pricing may reduce these arbitrage opportunities, thereby reducing some of the negative effects of excessive trading.

Wells Fargo Funds, other than the Adjustable Rate Government Fund, Conservative Income Fund, Ultra Short-Term Income Fund and Ultra Short-Term Municipal Income Fund (“Ultra-Short Funds”) and the money market funds, (the “Covered Funds”). The Covered Funds are not designed to serve as vehicles for frequent trading. The Covered Funds actively discourage and take steps to prevent the portfolio disruption and negative effects on long-term shareholders that can result from excessive trading activity by Covered Fund shareholders. The Board has approved the Covered Funds’ policies and procedures, which provide, among other things, that Funds Management may deem trading activity to be excessive if it determines that such trading activity would likely be disruptive to a Covered Fund by increasing expenses or lowering returns. In this regard, the Covered Funds take steps to avoid accommodating frequent purchases and redemptions of shares by Covered Fund shareholders. Funds Management monitors available shareholder trading information across all Covered Funds on a daily basis. If a shareholder redeems \$20,000 or more (including redemptions that are part of an exchange transaction) from a Covered Fund, that shareholder is “blocked” from purchasing shares of that Covered Fund (including purchases that are part of an exchange transaction) for 30 calendar days after the redemption. This policy does not apply to:

- Money market funds;
- Ultra-Short Funds;
- Dividend reinvestments;
- Systematic investments or exchanges where the financial intermediary maintaining the shareholder account identifies the transaction as a systematic redemption or purchase at the time of the transaction;
- Rebalancing transactions within certain asset allocation or “wrap” programs where the financial intermediary maintaining a shareholder account is able to identify the transaction as part of an asset allocation program approved by Funds Management;
- Transactions initiated by a “fund of funds” or Section 529 Plan into an underlying fund investment;
- Permitted exchanges between share classes of the same Fund;
- Certain transactions involving participants in employer-sponsored retirement plans, including: participant withdrawals due to mandatory distributions, rollovers and hardships, withdrawals of shares acquired by participants through payroll deductions, and shares acquired or sold by a participant in connection with plan loans; and
- Purchases below \$20,000 (including purchases that are part of an exchange transaction).

The money market funds and the Ultra-Short Funds. Because the money market funds and Ultra-Short Funds are often used for short-term investments, they are designed to accommodate more frequent purchases and redemptions than the Covered Funds. As a result, the money market funds and Ultra-Short Funds do not anticipate that frequent purchases and redemptions, under normal circumstances, will have significant adverse consequences to the money market funds or Ultra-Short Funds or their shareholders. Although the money market funds and Ultra-Short Funds do not prohibit frequent trading, Funds Management will seek to prevent an investor from utilizing the money market funds and Ultra-Short Funds to facilitate frequent purchases and redemptions of shares in the Covered Funds in contravention of the policies and procedures adopted by the Covered Funds.

All Wells Fargo Funds. In addition, Funds Management reserves the right to accept purchases, redemptions and exchanges made in excess of applicable trading restrictions in designated accounts held by Funds Management or its affiliate that are used at all times exclusively for addressing operational matters related to shareholder accounts, such as testing of account functions, and are maintained at low balances that do not exceed specified dollar amount limitations.

In the event that an asset allocation or “wrap” program is unable to implement the policy outlined above, Funds Management may grant a program-level exception to this policy. A financial intermediary relying on the exception is required to provide Funds Management with specific information regarding its program and ongoing information about its program upon request. A financial intermediary through whom you may purchase shares of the Fund may independently attempt to identify excessive trading and take steps to deter such activity. As a result, a financial

intermediary may on its own limit or permit trading activity of its customers who invest in Fund shares using standards different from the standards used by Funds Management and discussed in this Prospectus. Funds Management may permit a financial intermediary to enforce its own internal policies and procedures concerning frequent trading rather than the policies set forth above in instances where Funds Management reasonably believes that the intermediary's policies and procedures effectively discourage disruptive trading activity. If you purchase Fund shares through a

[Back To Table of Contents](#)

financial intermediary, you should contact the intermediary for more information about whether and how restrictions or limitations on trading activity will be applied to your account.

Account Policies

Automatic Plans. These plans help you conveniently purchase and/or redeem shares each month. Once you select a plan, tell us the day of the month you would like the transaction to occur. If you do not specify a date, we will process the transaction on or about the 25th day of the month. It generally takes about ten business days to establish a plan once we have received your instructions and it generally takes about five business days to change or cancel participation in a plan. We may automatically cancel your plan if the linked bank account you specified is closed, or for other reasons. Call Investor Services at 1-800-222-8222 for more information.

- **Automatic Investment Plan** — With this plan, you can regularly purchase shares of a Wells Fargo Fund with money automatically transferred from a linked bank account.
- **Automatic Exchange Plan** — With this plan, you can regularly exchange shares of a Wells Fargo Fund you own for shares of another Wells Fargo Fund. See the section "Exchanging Fund Shares" of this Prospectus for the policies that apply to exchanges. In addition, each transaction in an Automatic Exchange Plan must be for a minimum of \$100. This feature may not be available for certain types of accounts.
- **Systematic Withdrawal Plan** — With this plan, you can regularly redeem shares and receive the proceeds by check or by transfer to a linked bank account. To participate in this plan, you:
 - must have a Fund account valued at \$10,000 or more;
 - must request a minimum redemption of \$100;
 - must have your distributions reinvested; and
 - may not simultaneously participate in the Automatic Investment Plan, except for investments in a Money Market Fund or an Ultra Short-Term Bond Fund (Ultra Short-Term Income Fund or Ultra Short-Term Municipal Income Fund).
- **Payroll Direct Deposit Plan** — With this plan, you may regularly transfer all or a portion of your paycheck, social security check, military allotment, or annuity payment for investment into the Fund of your choice.

Householding. To help keep Fund expenses low, a single copy of a Prospectus or shareholder report may be sent to shareholders of the same household. If your household currently receives a single copy of a Prospectus or shareholder report and you would prefer to receive multiple copies, please call Investor Services at 1-800-222-8222 or contact your financial professional.

Retirement Accounts. We offer a variety of retirement account types for individuals and small businesses. There may be special distribution requirements for a retirement account, such as required distributions or mandatory Federal income tax withholdings. For more information about the retirement accounts listed below, including any distribution requirements, call Investor Services at 1-800-222-8222. For retirement accounts held directly with a Fund, certain fees may apply, including an annual account maintenance fee.

The retirement accounts available for individuals and small businesses are:

- Individual Retirement Accounts, including Traditional IRAs and Roth IRAs.
- Small business retirement accounts, including Simple IRAs and SEP IRAs.

Small Account Redemptions. We reserve the right to redeem accounts that have values that fall below a Fund's minimum initial investment amount due to shareholder redemptions (as opposed to market movement). Before doing so, we will give you approximately 60 days to bring your account value above the Fund's minimum initial investment amount. Please call Investor Services at 1-800-222-8222 or contact your financial professional for further details.

Transaction Authorizations. We may accept telephone, electronic, and clearing agency transaction instructions from anyone who represents that he or she is a shareholder and provides reasonable confirmation of his or her identity. Neither we nor Wells Fargo Funds will be liable for any losses incurred if we follow such instructions we reasonably believe to be genuine. For transactions through our website, we may assign personal identification numbers (PINs) and you will need to create a login ID and password for account access. To safeguard your account, please

keep these credentials confidential. Contact us immediately if you believe there is a discrepancy on your confirmation statement or if you believe someone has obtained unauthorized access to your online access credentials.

[Back To Table of Contents](#)

Identity Verification. We are required by law to obtain from you certain personal information that will be used to verify your identity. If you do not provide the information, we will not be able to open your account. In the rare event that we are unable to verify your identity as required by law, we reserve the right to redeem your account at the current NAV of the Fund's shares. You will be responsible for any losses, taxes, expenses, fees, or other results of such a redemption.

Right to Freeze Accounts, Suspend Account Services or Reject or Terminate an Investment. We reserve the right, to the extent permitted by law and/or regulations, to freeze any account or suspend account services when we have received reasonable notice (written or otherwise) of a dispute between registered or beneficial account owners or when we believe a fraudulent transaction may occur or has occurred. Additionally, we reserve the right to reject any purchase or exchange request and to terminate a shareholder's investment, including closing the shareholder's account.

Distributions

The Funds, except the Large Company Value Fund, generally make distributions of any net investment income and any realized net capital gains at least annually. The Large Company Value Fund generally makes distributions of any net investment income quarterly and any realized net capital gains at least annually. Please note, distributions have the effect of reducing the NAV per share by the amount distributed.

We offer the following distribution options. To change your current option for payment of distributions, please call Investor Services at 1-800-222-8222.

- **Automatic Reinvestment Option**—Allows you to use distributions to buy new shares of the same class of the Fund that generated the distributions. The new shares are purchased at NAV generally on the day the distribution is paid. This option is automatically assigned to your account unless you specify another option.
- **Check Payment Option**—Allows you to receive distributions via checks mailed to your address of record or to another name and address which you have specified in written instructions. A Medallion Guarantee may also be required. If checks remain uncashed for six months or are undeliverable by the Post Office, we will reinvest the distributions at the earliest date possible, and future distributions will be automatically reinvested.
- **Bank Account Payment Option**—Allows you to receive distributions directly in a checking or savings account through EFT. The bank account must be linked to your Wells Fargo Fund account. Any distribution returned to us due to an invalid banking instruction will be sent to your address of record by check at the earliest date possible, and future distributions will be automatically reinvested.
- **Directed Distribution Purchase Option**—Allows you to buy shares of a different Wells Fargo Fund of the same share class. The new shares are purchased at NAV generally on the day the distribution is paid. In order to use this option, you need to identify the Fund and account the distributions are coming from, and the Fund and account to which the distributions are being directed. You must meet any required minimum investment amounts in both Funds prior to using this option.

You are eligible to earn distributions beginning on the business day after the Fund's transfer agent or an authorized intermediary receives your purchase request in good order.

[Back To Table of Contents](#)

Other Information

Taxes

The following discussion regarding federal income taxes is based on laws that were in effect as of the date of this Prospectus and summarizes only some of the important federal income tax considerations affecting the Fund and you as a shareholder. It does not apply to foreign or tax-exempt shareholders or those holding Fund shares through a tax-advantaged account, such as a 401(k) Plan or IRA. This discussion is not intended as a substitute for careful tax planning. You should consult your tax adviser about your specific tax situation. Please see the Statement of Additional Information for additional federal income tax information.

The Fund elected to be treated, and intends to qualify each year, as a regulated investment company ("RIC") under the Internal Revenue Code of 1986, as amended. A RIC is not subject to tax at the corporate level on income and gains from investments that are distributed in a timely manner to shareholders. However, the Fund's failure to qualify as a RIC would result in corporate level taxation, and consequently, a reduction in income available for distribution to you as a shareholder.

We will pass on to a Fund's shareholders substantially all of the Fund's net investment income and realized net capital gains, if any. Distributions from a Fund's ordinary income and net short-term capital gains, if any, generally will be taxable to you as ordinary income. Distributions from a Fund's net long-term capital gains, if any, generally will be taxable to you as long-term capital gains. If you are an individual and meet certain holding period requirements with respect to your Fund shares, you may be eligible for reduced tax rates on qualified dividend income, if any, distributed by the Fund.

Corporate shareholders may be able to deduct a portion of their distributions when determining their taxable income.

Individual taxpayers are subject to a maximum tax rate of 37% on ordinary income and a maximum tax rate on long-term capital gains and qualified dividends of 20%. For U.S. individuals with income exceeding \$200,000 (\$250,000 if married and filing jointly), a 3.8% Medicare contribution tax will apply on "net investment income," including interest, dividends, and capital gains. Corporations are subject to tax on all income and gains at a tax rate of 21%. However, a RIC is not subject to tax at the corporate level on income and gains from investments that are distributed in a timely manner to shareholders.

Distributions from a Fund normally will be taxable to you when paid, whether you take distributions in cash or automatically reinvest them in additional Fund shares. Following the end of each year, we will notify you of the federal income tax status of your distributions for the year.

If you buy shares of a Fund shortly before it makes a taxable distribution, your distribution will, in effect, be a taxable return of part of your investment. Similarly, if you buy shares of a Fund when it holds appreciated securities, you will receive a taxable return of part of your investment if and when the Fund sells the appreciated securities and distributes the gain. The Fund has built up, or has the potential to build up, high levels of unrealized appreciation.

Your redemptions (including redemptions in-kind) and exchanges of Fund shares ordinarily will result in a taxable capital gain or loss, depending on the amount you receive for your shares (or are deemed to receive in the case of exchanges) and the amount you paid (or are deemed to have paid) for them. Such capital gain or loss generally will be long-term capital gain or loss if you have held your redeemed or exchanged Fund shares for more than one year at the time of redemption or exchange. In certain circumstances, losses realized on the redemption or exchange of Fund shares may be disallowed.

When you receive a distribution from a Fund or redeem shares, you may be subject to backup withholding.

[Back To Table of Contents](#)

Financial Highlights

The following tables are intended to help you understand a Fund's financial performance for the past five years (or since inception, if shorter). Certain information reflects financial results for a single Fund share. Total returns represent the rate you would have earned (or lost) on an investment in each Fund (assuming reinvestment of all distributions). The information in the following tables has been derived from the Funds' financial statements which have been audited by KPMG LLP, the Funds' independent registered public accounting firm, whose report, along with each Fund's financial statements, is also included in each Fund's annual report, a copy of which is available upon request.

Classic Value Fund

For a share outstanding throughout each period

Class A	Year ended July 31				
	2020	2019	2018	2017	2016
Net asset value, beginning of period	\$ 13.13	\$ 13.05	\$ 12.61	\$ 12.01	\$ 13.73
Net investment income	0.14	0.10	0.11	0.12 ¹	0.13
Net realized and unrealized gains (losses) on investments	(0.58)	0.94	1.39	1.43	(0.42)
Total from investment operations	(0.44)	1.04	1.50	1.55	(0.29)
Distributions to shareholders from					
Net investment income	(0.10)	(0.12)	(0.06)	(0.14)	(0.11)
Net realized gains	(1.24)	(0.84)	(1.00)	(0.81)	(1.32)
Total distributions to shareholders	(1.34)	(0.96)	(1.06)	(0.95)	(1.43)
Net asset value, end of period	\$ 11.35	\$ 13.13	\$ 13.05	\$ 12.61	\$ 12.01
Total return²	(4.25)%	9.03%	12.43%	13.50%	(1.73)%
Ratios to average net assets (annualized)					
Gross expenses	1.18%	1.18%	1.18%	1.17%	1.17%
Net expenses	1.10%	1.10%	1.10%	1.10%	1.10%
Net investment income	1.20%	0.81%	0.83%	0.95%	1.12%
Supplemental data					
Portfolio turnover rate	34%	27%	21%	27%	34%
Net assets, end of period (000s omitted)	\$ 245,977	\$ 291,111	\$ 289,683	\$ 293,599	\$ 318,543

1. Calculated based upon average shares outstanding

2. Total return calculations do not include any sales charges.

[Back To Table of Contents](#)

Classic Value Fund

For a share outstanding throughout each period

Class C	Year ended July 31				
	2020	2019	2018	2017	2016
Net asset value, beginning of period	\$ 12.75	\$ 12.69	\$ 12.31	\$ 11.74	\$ 13.45
Net investment income	0.05 ¹	0.00 ^{1,2}	0.01 ¹	0.02 ¹	0.03
Net realized and unrealized gains (losses) on investments	(0.57)	0.92	1.37	1.40	(0.41)
Total from investment operations	(0.52)	0.92	1.38	1.42	(0.38)
Distributions to shareholders from					
Net investment income	0.00	(0.02)	0.00	(0.04)	(0.01)
Net realized gains	(1.24)	(0.84)	(1.00)	(0.81)	(1.32)
Total distributions to shareholders	(1.24)	(0.86)	(1.00)	(0.85)	(1.33)
Net asset value, end of period	\$ 10.99	\$ 12.75	\$ 12.69	\$ 12.31	\$ 11.74
Total return³	(4.99)%	8.16%	11.65%	12.58%	(2.47)%
Ratios to average net assets (annualized)					
Gross expenses	1.94%	1.94%	1.93%	1.93%	1.93%
Net expenses	1.86%	1.86%	1.86%	1.86%	1.86%
Net investment income	0.44%	0.03%	0.08%	0.20%	0.37%
Supplemental data					
Portfolio turnover rate	34%	27%	21%	27%	34%
Net assets, end of period (000s omitted)	\$ 4,401	\$ 7,370	\$ 19,874	\$ 21,727	\$ 28,756

1. Calculated based upon average shares outstanding

2. Amount is less than \$0.005.

3. Total return calculations do not include any sales charges.

Disciplined U.S. Core Fund

For a share outstanding throughout each period

Class A	Year ended July 31				
	2020	2019	2018	2017	2016
Net asset value, beginning of period	\$ 17.29	\$ 17.70	\$ 16.30	\$ 14.50	\$ 15.45
Net investment income	0.23	0.25	0.24	0.22	0.21
Net realized and unrealized gains (losses) on investments	1.47	0.38	1.90	1.94	0.47
Total from investment operations	1.70	0.63	2.14	2.16	0.68
Distributions to shareholders from					
Net investment income	(0.33)	(0.19)	(0.15)	(0.15)	(0.19)
Net realized gains	(0.44)	(0.85)	(0.59)	(0.21)	(1.44)
Total distributions to shareholders	(0.77)	(1.04)	(0.74)	(0.36)	(1.63)
Net asset value, end of period	\$ 18.22	\$ 17.29	\$ 17.70	\$ 16.30	\$ 14.50
Total return¹	9.97%	4.31%	13.28%	15.12%	5.22%
Ratios to average net assets (annualized)					
Gross expenses	0.86%	0.84%	0.83%	0.85%	0.87%
Net expenses	0.85%	0.84%	0.83%	0.85%	0.87%
Net investment income	1.25%	1.40%	1.33%	1.45%	1.60%
Supplemental data					
Portfolio turnover rate	50%	63%	73%	60%	52%
Net assets, end of period (000s omitted)	\$ 421,005	\$ 434,367	\$ 480,602	\$ 467,491	\$ 412,629

1. Total return calculations do not include any sales charges.

[Back To Table of Contents](#)

Disciplined U.S. Core Fund

For a share outstanding throughout each period

Class C	Year ended July 31				
	2020	2019	2018	2017	2016
Net asset value, beginning of period	\$ 15.85	\$ 16.28	\$ 15.04	\$ 13.45	\$ 14.50
Net investment income	0.11	0.12	0.09	0.10	0.14
Net realized and unrealized gains (losses) on investments	1.32	0.35	1.76	1.79	0.38
Total from investment operations	1.43	0.47	1.85	1.89	0.52
Distributions to shareholders from					
Net investment income	(0.14)	(0.05)	(0.02)	(0.09)	(0.13)
Net realized gains	(0.44)	(0.85)	(0.59)	(0.21)	(1.44)
Total distributions to shareholders	(0.58)	(0.90)	(0.61)	(0.30)	(1.57)
Net asset value, end of period	\$ 16.70	\$ 15.85	\$ 16.28	\$ 15.04	\$ 13.45
Total return¹	9.09%	3.59%	12.41%	14.27%	4.43%
Ratios to average net assets (annualized)					
Gross expenses	1.60%	1.59%	1.58%	1.60%	1.62%
Net expenses	1.60%	1.59%	1.58%	1.60%	1.62%
Net investment income	0.51%	0.66%	0.58%	0.69%	0.82%
Supplemental data					
Portfolio turnover rate	50%	63%	73%	60%	52%
Net assets, end of period (000s omitted)	\$ 29,141	\$ 38,708	\$ 52,647	\$ 54,054	\$ 46,801

1. Total return calculations do not include any sales charges.

Endeavor Select Fund

For a share outstanding throughout each period

Class A	Year ended July 31				
	2020	2019	2018	2017	2016
Net asset value, beginning of period	\$ 8.33	\$ 9.43	\$ 9.09	\$ 8.96	\$ 13.74
Net investment loss	(0.03) ¹	(0.03) ¹	(0.04) ¹	(0.03) ¹	(0.04) ¹
Net realized and unrealized gains (losses) on investments	2.08	0.97	2.23	1.49	(0.14)
Total from investment operations	2.05	0.94	2.19	1.46	(0.18)
Distributions to shareholders from					
Net realized gains	(0.76)	(2.04)	(1.85)	(1.33)	(4.60)
Net asset value, end of period	\$ 9.62	\$ 8.33	\$ 9.43	\$ 9.09	\$ 8.96
Total return²	26.57%	15.37%	27.35%	19.39%	(0.07)%
Ratios to average net assets (annualized)					
Gross expenses	1.26%	1.30%	1.25%	1.22%	1.28%
Net expenses	1.02%	1.20%	1.20%	1.20%	1.20%
Net investment loss	(0.30)%	(0.35)%	(0.49)%	(0.33)%	(0.36)%
Supplemental data					
Portfolio turnover rate	16%	20%	36%	59%	79%
Net assets, end of period (000s omitted)	\$ 124,271	\$ 17,940	\$ 16,301	\$ 12,953	\$ 18,498

1. Calculated based upon average shares outstanding

2. Total return calculations do not include any sales charges.

[Back To Table of Contents](#)

Endeavor Select Fund

For a share outstanding throughout each period

Class C	Year ended July 31				
	2020	2019	2018	2017	2016
Net asset value, beginning of period	\$ 4.86	\$ 6.46	\$ 6.80	\$ 7.09	\$ 11.93
Net investment loss	(0.05) ¹	(0.06) ¹	(0.08) ¹	(0.07) ¹	(0.09) ¹
Net realized and unrealized gains (losses) on investments	1.13	0.50	1.59	1.11	(0.15)
Total from investment operations	1.08	0.44	1.51	1.04	(0.24)
Distributions to shareholders from					
Net realized gains	(0.76)	(2.04)	(1.85)	(1.33)	(4.60)
Net asset value, end of period	\$ 5.18	\$ 4.86	\$ 6.46	\$ 6.80	\$ 7.09
Total return²	25.48%	14.51%	26.43%	18.46%	(0.76)%
Ratios to average net assets (annualized)					
Gross expenses	2.01%	2.05%	2.00%	1.97%	2.03%
Net expenses	1.79%	1.95%	1.95%	1.95%	1.95%
Net investment loss	(1.06)%	(1.12)%	(1.22)%	(1.08)%	(1.11)%
Supplemental data					
Portfolio turnover rate	16%	20%	36%	59%	79%
Net assets, end of period (000s omitted)	\$ 6,651	\$ 2,116	\$ 3,792	\$ 3,676	\$ 4,845

1. Calculated based upon average shares outstanding

2. Total return calculations do not include any sales charges.

Growth Fund

For a share outstanding throughout each period

Class A	Year ended July 31				
	2020	2019	2018	2017	2016
Net asset value, beginning of period	\$ 35.56	\$ 38.67	\$ 40.38	\$ 42.28	\$ 49.50
Net investment loss	(0.19)	(0.13)	(0.12)	(0.19) ¹	(0.20) ¹
Net realized and unrealized gains (losses) on investments	8.77	3.73	9.49	5.61	(0.99)
Total from investment operations	8.58	3.60	9.37	5.42	(1.19)
Distributions to shareholders from					
Net realized gains	(4.28)	(6.71)	(11.08)	(7.32)	(6.03)
Net asset value, end of period	\$ 39.86	\$ 35.56	\$ 38.67	\$ 40.38	\$ 42.28
Total return²	27.08%	13.55%	27.66%	15.95%	(1.69)%
Ratios to average net assets (annualized)					
Gross expenses	1.17%	1.18%	1.18%	1.17%	1.15%
Net expenses	1.14%	1.16%	1.16%	1.16%	1.14%
Net investment loss	(0.59)%	(0.45)%	(0.45)%	(0.49)%	(0.49)%
Supplemental data					
Portfolio turnover rate	37%	39%	37%	42%	38%
Net assets, end of period (000s omitted)	\$2,443,132	\$2,116,542	\$2,142,855	\$1,950,551	\$2,582,955

1. Calculated based upon average shares outstanding

2. Total return calculations do not include any sales charges.

[Back To Table of Contents](#)

Growth Fund

For a share outstanding throughout each period

Class C	Year ended July 31				
	2020	2019	2018	2017	2016
Net asset value, beginning of period	\$ 25.87	\$ 30.33	\$ 34.05	\$ 37.07	\$ 44.51
Net investment loss	(0.32) ¹	(0.31) ¹	(0.33)	(0.41) ¹	(0.46) ¹
Net realized and unrealized gains (losses) on investments	6.05	2.56	7.69	4.71	(0.95)
Total from investment operations	5.73	2.25	7.36	4.30	(1.41)
Distributions to shareholders from					
Net realized gains	(4.28)	(6.71)	(11.08)	(7.32)	(6.03)
Net asset value, end of period	\$ 27.32	\$ 25.87	\$ 30.33	\$ 34.05	\$ 37.07
Total return²	26.11%	12.68%	26.73%	15.05%	(2.44)%
Ratios to average net assets (annualized)					
Gross expenses	1.92%	1.93%	1.93%	1.92%	1.90%
Net expenses	1.91%	1.91%	1.91%	1.91%	1.89%
Net investment loss	(1.35)%	(1.19)%	(1.19)%	(1.23)%	(1.24)%
Supplemental data					
Portfolio turnover rate	37%	39%	37%	42%	38%
Net assets, end of period (000s omitted)	\$ 114,123	\$ 156,056	\$ 185,346	\$ 205,607	\$ 321,032

1. Calculated based upon average shares outstanding

2. Total return calculations do not include any sales charges.

Large Cap Core Fund

For a share outstanding throughout each period

Class A	Year ended July 31				
	2020	2019	2018	2017	2016
Net asset value, beginning of period	\$ 18.57	\$ 20.82	\$ 18.01	\$ 15.13	\$ 15.81
Net investment income	0.14	0.25	0.15	0.15	0.10
Net realized and unrealized gains (losses) on investments	0.51	(0.29)	3.01	2.85	(0.60)
Total from investment operations	0.65	(0.04)	3.16	3.00	(0.50)
Distributions to shareholders from					
Net investment income	(0.29)	(0.16)	(0.13)	(0.12)	(0.05)
Net realized gains	(3.22)	(2.05)	(0.22)	0.00	(0.13)
Total distributions to shareholders	(3.51)	(2.21)	(0.35)	(0.12)	(0.18)
Net asset value, end of period	\$ 15.71	\$ 18.57	\$ 20.82	\$ 18.01	\$ 15.13
Total return¹	2.86%	1.10%	17.66%	19.94%	(3.18)%
Ratios to average net assets (annualized)					
Gross expenses	1.23%	1.19%	1.18%	1.19%	1.20%
Net expenses	1.06%	1.08%	1.10%	1.14%	1.14%
Net investment income	0.97%	1.42%	0.73%	0.82%	0.80%
Supplemental data					
Portfolio turnover rate	28%	45%	33%	50%	51%
Net assets, end of period (000s omitted)	\$ 300,373	\$ 341,045	\$ 360,937	\$ 329,974	\$ 359,971

1. Total return calculations do not include any sales charges.

[Back To Table of Contents](#)

Large Cap Core Fund

For a share outstanding throughout each period

Class C	Year ended July 31				
	2020	2019	2018	2017	2016
Net asset value, beginning of period	\$ 18.22	\$ 20.44	\$ 17.70	\$ 14.87	\$ 15.61
Net investment income (loss)	0.03	0.13	(0.00) ¹	0.00 ²	0.00 ^{2,3}
Net realized and unrealized gains (losses) on investments	0.47	(0.30)	2.96	2.83	(0.61)
Total from investment operations	0.50	(0.17)	2.96	2.83	(0.61)
Distributions to shareholders from					
Net investment income	(0.09)	0.00	0.00	0.00	0.00
Net realized gains	(3.22)	(2.05)	(0.22)	0.00	(0.13)
Total distributions to shareholders	(3.31)	(2.05)	(0.22)	0.00	(0.13)
Net asset value, end of period	\$ 15.41	\$ 18.22	\$ 20.44	\$ 17.70	\$ 14.87
Total return⁴	2.01%	0.34%	16.78%	19.03%	(3.90)%
Ratios to average net assets (annualized)					
Gross expenses	1.97%	1.94%	1.93%	1.94%	1.95%
Net expenses	1.83%	1.83%	1.85%	1.89%	1.89%
Net investment income (loss)	0.21%	0.67%	(0.02)%	0.07%	0.02%
Supplemental data					
Portfolio turnover rate	28%	45%	33%	50%	51%
Net assets, end of period (000s omitted)	\$ 33,405	\$ 47,649	\$ 61,529	\$ 60,697	\$ 71,512

1. Amount is more than \$(0.005).

2. Amount is less than \$0.005.

3. Calculated based upon average shares outstanding

4. Total return calculations do not include any sales charges.

Large Cap Growth Fund

For a share outstanding throughout each period

Class A	Year ended July 31				
	2020	2019	2018	2017	2016
Net asset value, beginning of period	\$ 44.23	\$ 52.01	\$ 50.10	\$ 46.05	\$ 49.55
Net investment loss	(0.11)	(0.03) ¹	(0.08)	(0.03) ¹	(0.03) ¹
Net realized and unrealized gains (losses) on investments	9.66	3.47	12.56	6.39	(0.92)
Total from investment operations	9.55	3.44	12.48	6.36	(0.95)
Distributions to shareholders from					
Net investment income	0.00	0.00	0.00	0.00	(0.00) ²
Net realized gains	(4.15)	(11.22)	(10.57)	(2.31)	(2.55)
Total distributions to shareholders	(4.15)	(11.22)	(10.57)	(2.31)	(2.55)
Net asset value, end of period	\$ 49.63	\$ 44.23	\$ 52.01	\$ 50.10	\$ 46.05
Total return³	23.51%	11.00%	27.98%	14.60%	(1.83)%
Ratios to average net assets (annualized)					
Gross expenses	1.18%	1.18%	1.17%	1.17%	1.16%
Net expenses	1.05%	1.07%	1.07%	1.07%	1.07%
Net investment loss	(0.24)%	(0.07)%	(0.16)%	(0.06)%	(0.06)%
Supplemental data					
Portfolio turnover rate	34%	43%	34%	40%	31%
Net assets, end of period (000s omitted)	\$ 587,771	\$ 529,110	\$ 534,694	\$ 516,410	\$ 576,502

1. Calculated based upon average shares outstanding

2. Amount is less than \$0.005.

3. Total return calculations do not include any sales charges.

[Back To Table of Contents](#)

Large Cap Growth Fund

For a share outstanding throughout each period

Class C	Year ended July 31				
	2020	2019	2018	2017	2016
Net asset value, beginning of period	\$ 39.41	\$ 47.97	\$ 47.25	\$ 43.88	\$ 47.68
Net investment loss	(0.38) ¹	(0.32) ¹	(0.31)	(0.35) ¹	(0.32) ¹
Net realized and unrealized gains (losses) on investments	8.44	2.98	11.60	6.03	(0.93)
Total from investment operations	8.06	2.66	11.29	5.68	(1.25)
Distributions to shareholders from					
Net realized gains	(4.15)	(11.22)	(10.57)	(2.31)	(2.55)
Net asset value, end of period	\$ 43.32	\$ 39.41	\$ 47.97	\$ 47.25	\$ 43.88
Total return²	22.57%	10.17%	27.03%	13.74%	(2.56)%
Ratios to average net assets (annualized)					
Gross expenses	1.93%	1.93%	1.92%	1.91%	1.91%
Net expenses	1.82%	1.82%	1.82%	1.82%	1.82%
Net investment loss	(1.00)%	(0.80)%	(0.90)%	(0.81)%	(0.75)%
Supplemental data					
Portfolio turnover rate	34%	43%	34%	40%	31%
Net assets, end of period (000s omitted)	\$ 9,918	\$ 11,504	\$ 15,586	\$ 14,640	\$ 18,877

1. Calculated based upon average shares outstanding

2. Total return calculations do not include any sales charges.

Large Company Value Fund

For a share outstanding throughout each period

Class A	Year ended July 31				
	2020	2019	2018	2017	2016
Net asset value, beginning of period	\$ 12.92	\$ 14.46	\$ 16.54	\$ 14.58	\$ 16.10
Net investment income	0.20	0.24	0.19	0.14	0.17
Net realized and unrealized gains (losses) on investments	(0.53)	(0.15)	1.29	1.93	(0.41)
Total from investment operations	(0.33)	0.09	1.48	2.07	(0.24)
Distributions to shareholders from					
Net investment income	(0.21)	(0.25)	(0.18)	(0.11)	(0.16)
Net realized gains	(0.07)	(1.38)	(3.38)	0.00	(1.12)
Total distributions to shareholders	(0.28)	(1.63)	(3.56)	(0.11)	(1.28)
Net asset value, end of period	\$ 12.31	\$ 12.92	\$ 14.46	\$ 16.54	\$ 14.58
Total return¹	(2.49)%	1.44%	9.39%	14.24%	(0.98)%
Ratios to average net assets (annualized)					
Gross expenses	0.99%	0.97%	0.94%	1.09%	1.24%
Net expenses	0.82%	0.83%	0.83%	0.96%	1.10%
Net investment income	1.63%	1.84%	1.28%	0.91%	1.19%
Supplemental data					
Portfolio turnover rate	366%	221%	258%	221%	50%
Net assets, end of period (000s omitted)	\$ 174,028	\$ 196,075	\$ 214,247	\$ 221,207	\$ 218,922

1. Total return calculations do not include any sales charges.

[Back To Table of Contents](#)

Large Company Value Fund

For a share outstanding throughout each period

Class C	Year ended July 31				
	2020	2019	2018	2017	2016
Net asset value, beginning of period	\$ 13.34	\$ 14.81	\$ 16.86	\$ 14.90	\$ 16.41
Net investment income	0.12 ¹	0.16 ¹	0.08	0.03 ¹	0.06
Net realized and unrealized gains (losses) on investments	(0.56)	(0.15)	1.30	1.96	(0.40)
Total from investment operations	(0.44)	0.01	1.38	1.99	(0.34)
Distributions to shareholders from					
Net investment income	(0.08)	(0.10)	(0.05)	(0.03)	(0.05)
Net realized gains	(0.07)	(1.38)	(3.38)	0.00	(1.12)
Total distributions to shareholders	(0.15)	(1.48)	(3.43)	(0.03)	(1.17)
Net asset value, end of period	\$ 12.75	\$ 13.34	\$ 14.81	\$ 16.86	\$ 14.90
Total return²	(3.27)%	0.76%	8.49%	13.40%	(1.68)%
Ratios to average net assets (annualized)					
Gross expenses	1.74%	1.71%	1.69%	1.84%	1.99%
Net expenses	1.58%	1.58%	1.58%	1.72%	1.85%
Net investment income	0.92%	1.15%	0.55%	0.16%	0.44%
Supplemental data					
Portfolio turnover rate	366%	221%	258%	221%	50%
Net assets, end of period (000s omitted)	\$ 482	\$ 966	\$ 2,926	\$ 3,356	\$ 3,674

1. Calculated based upon average shares outstanding

2. Total return calculations do not include any sales charges.

Low Volatility U.S. Equity Fund

For a share outstanding throughout each period

Class A	Year ended July 31			
	2020	2019	2018	2017 ¹
Net asset value, beginning of period	\$ 12.09	\$ 11.56	\$ 11.21	\$ 10.00
Net investment income	0.14	0.19	0.16	0.13
Net realized and unrealized gains (losses) on investments	0.31	1.17	0.54	1.12
Total from investment operations	0.45	1.36	0.70	1.25
Distributions to shareholders from				
Net investment income	(0.19)	(0.18)	(0.17)	(0.04)
Net realized gains	(0.35)	(0.65)	(0.18)	0.00
Total distributions to shareholders	(0.54)	(0.83)	(0.35)	(0.04)
Net asset value, end of period	\$ 12.00	\$ 12.09	\$ 11.56	\$ 11.21
Total return²	3.76%	12.87%	6.32%	12.53%
Ratios to average net assets (annualized)				
Gross expenses	1.34%	1.50%	1.55%	1.61%
Net expenses	0.71%	0.76%	0.83%	0.82%
Net investment income	1.29%	1.83%	1.53%	1.78%
Supplemental data				
Portfolio turnover rate	165%	74%	75%	39%
Net assets, end of period (000s omitted)	\$ 1,687	\$ 1,539	\$ 1,312	\$ 1,096

1. For the period from October 31, 2016 (commencement of class operations) to July 31, 2017

2. Total return calculations do not include any sales charges. Returns for periods of less than one year are not annualized.

[Back To Table of Contents](#)

Low Volatility U.S. Equity Fund

For a share outstanding throughout each period

Class C	Year ended July 31			
	2020	2019	2018	2017 ¹
Net asset value, beginning of period	\$ 12.01	\$ 11.49	\$ 11.16	\$ 10.00
Net investment income	0.05	0.11	0.08	0.08
Net realized and unrealized gains (losses) on investments	0.30	1.17	0.52	1.11
Total from investment operations	0.35	1.28	0.60	1.19
Distributions to shareholders from				
Net investment income	(0.12)	(0.11)	(0.09)	(0.03)
Net realized gains	(0.35)	(0.65)	(0.18)	0.00
Total distributions to shareholders	(0.47)	(0.76)	(0.27)	(0.03)
Net asset value, end of period	\$ 11.89	\$ 12.01	\$ 11.49	\$ 11.16
Total return²	2.89%	12.15%	5.45%	11.91%
Ratios to average net assets (annualized)				
Gross expenses	1.93%	2.18%	2.31%	2.40%
Net expenses	1.48%	1.51%	1.58%	1.58%
Net investment income	0.52%	1.10%	0.76%	1.01%
Supplemental data				
Portfolio turnover rate	165%	74%	75%	39%
Net assets, end of period (000s omitted)	\$ 377	\$ 305	\$ 187	\$ 112

1. For the period from October 31, 2016 (commencement of class operations) to July 31, 2017

2. Total return calculations do not include any sales charges. Returns for periods of less than one year are not annualized.

Omega Growth Fund

For a share outstanding throughout each period

Class A	Year ended July 31				
	2020	2019	2018	2017	2016
Net asset value, beginning of period	\$ 55.19	\$ 54.77	\$ 49.43	\$ 42.73	\$ 48.29
Net investment loss	(0.38) ¹	(0.33) ¹	(0.32) ¹	(0.22) ¹	(0.19) ¹
Net realized and unrealized gains (losses) on investments	13.24	6.56	12.57	8.07	(1.44)
Total from investment operations	12.86	6.23	12.25	7.85	(1.63)
Distributions to shareholders from					
Net realized gains	(3.10)	(5.81)	(6.91)	(1.15)	(3.93)
Net asset value, end of period	\$ 64.95	\$ 55.19	\$ 54.77	\$ 49.43	\$ 42.73
Total return²	24.55%	13.89%	26.86%	18.88%	(3.07)%
Ratios to average net assets (annualized)					
Gross expenses	1.28%	1.28%	1.28%	1.28%	1.28%
Net expenses	1.28%	1.28%	1.28%	1.28%	1.28%
Net investment loss	(0.68)%	(0.64)%	(0.63)%	(0.50)%	(0.47)%
Supplemental data					
Portfolio turnover rate	23%	39%	48%	76%	84%
Net assets, end of period (000s omitted)	\$ 800,199	\$ 714,411	\$ 662,751	\$ 581,967	\$ 573,304

1. Calculated based upon average shares outstanding

2. Total return calculations do not include any sales charges.

[Back To Table of Contents](#)

Omega Growth Fund

For a share outstanding throughout each period

Class C	Year ended July 31				
	2020	2019	2018	2017	2016
Net asset value, beginning of period	\$ 35.83	\$ 38.02	\$ 36.47	\$ 32.07	\$ 37.55
Net investment incomeloss	(0.50) ¹	(0.48) ¹	(0.50) ¹	(0.41) ¹	(0.39) ¹
Net realized and unrealized gains (losses) on investments	8.29	4.10	8.96	5.96	(1.16)
Total from investment operations	7.79	3.62	8.46	5.55	(1.55)
Distributions to shareholders from					
Net realized gains	(3.10)	(5.81)	(6.91)	(1.15)	(3.93)
Net asset value, end of period	\$ 40.52	\$ 35.83	\$ 38.02	\$ 36.47	\$ 32.07
Total return²	23.61%	13.04%	25.88%	18.00%	(3.75)%
Ratios to average net assets (annualized)					
Gross expenses	2.03%	2.03%	2.03%	2.03%	2.03%
Net expenses	2.03%	2.03%	2.03%	2.03%	2.03%
Net investmentloss	(1.42)%	(1.40)%	(1.38)%	(1.24)%	(1.22)%
Supplemental data					
Portfolio turnover rate	23%	39%	48%	76%	84%
Net assets, end of period (000s omitted)	\$ 22,077	\$ 26,122	\$ 62,074	\$ 62,543	\$ 74,337

1. Calculated based upon average shares outstanding

2. Total return calculations do not include any sales charges.

Premier Large Company Growth Fund

For a share outstanding throughout each period

Class A	Year ended July 31				
	2020	2019	2018	2017	2016
Net asset value, beginning of period	\$ 14.19	\$ 15.10	\$ 15.34	\$ 14.68	\$ 16.28
Net investment loss	(0.07)	(0.05)	(0.05)	(0.03) ¹	(0.03)
Net realized and unrealized gains (losses) on investments	3.07	1.50	3.56	2.12	(0.52)
Total from investment operations	3.00	1.45	3.51	2.09	(0.55)
Distributions to shareholders from					
Net realized gains	(1.11)	(2.36)	(3.75)	(1.43)	(1.05)
Net asset value, end of period	\$ 16.08	\$ 14.19	\$ 15.10	\$ 15.34	\$ 14.68
Total return²	22.78%	12.97%	26.54%	16.01%	(3.22)%
Ratios to average net assets (annualized)					
Gross expenses	1.14%	1.15%	1.15%	1.14%	1.13%
Net expenses	1.10%	1.11%	1.11%	1.11%	1.11%
Net investment loss	(0.52)%	(0.40)%	(0.34)%	(0.20)%	(0.17)%
Supplemental data					
Portfolio turnover rate	45%	60%	45%	65%	47%
Net assets, end of period (000s omitted)	\$1,178,453	\$1,050,751	\$1,048,632	\$ 986,791	\$ 1,697,746

1. Calculated based upon average shares outstanding

2. Total return calculations do not include any sales charges.

[Back To Table of Contents](#)

Premier Large Company Growth Fund

For a share outstanding throughout each period

Class C	Year ended July 31				
	2020	2019	2018	2017	2016
Net asset value, beginning of period	\$ 10.45	\$ 11.87	\$ 12.86	\$ 12.64	\$ 14.27
Net investment loss	(0.13) ¹	(0.12) ¹	(0.13) ¹	(0.12) ¹	(0.12) ¹
Net realized and unrealized gains (losses) on investments	2.19	1.06	2.89	1.77	(0.46)
Total from investment operations	2.06	0.94	2.76	1.65	(0.58)
Distributions to shareholders from					
Net realized gains	(1.11)	(2.36)	(3.75)	(1.43)	(1.05)
Net asset value, end of period	\$ 11.40	\$ 10.45	\$ 11.87	\$ 12.86	\$ 12.64
Total return²	21.87%	12.09%	25.68%	15.05%	(3.92)%
Ratios to average net assets (annualized)					
Gross expenses	1.89%	1.90%	1.90%	1.89%	1.88%
Net expenses	1.86%	1.86%	1.86%	1.86%	1.86%
Net investment loss	(1.27)%	(1.14)%	(1.09)%	(0.95)%	(0.92)%
Supplemental data					
Portfolio turnover rate	45%	60%	45%	65%	47%
Net assets, end of period (000s omitted)	\$ 111,046	\$ 153,404	\$ 201,138	\$ 206,026	\$ 296,896

1. Calculated based upon average shares outstanding

2. Total return calculations do not include any sales charges.

U.S. Equity Funds

81

[Back To Table of Contents](#)

Appendix A - Sales Charge Reductions and Waivers for Certain Intermediaries

Merrill Lynch

Shareholders purchasing Fund shares through a Merrill Lynch platform or account will be eligible only for the following load waivers (front-end sales charge waivers and contingent deferred, or back-end, sales charge waivers) and discounts, which may differ from those disclosed elsewhere in this prospectus or the SAI.

Front-end Sales Load Waivers on Class A Shares available at Merrill Lynch

Employer-sponsored retirement, deferred compensation and employee benefit plans (including health savings accounts) and trusts used to fund those plans, provided that the shares are not held in a commission-based brokerage account and shares are held for the benefit of the plan

Shares purchased by a 529 Plan (does not include 529 Plan units or 529-specific share classes or equivalents)

Shares purchased through a Merrill Lynch affiliated investment advisory program

Shares exchanged due to the holdings moving from a Merrill Lynch affiliated investment advisory program to a Merrill Lynch brokerage (non-advisory) account pursuant to Merrill Lynch's policies relating to sales load discounts and waivers

Shares purchased by third party investment advisors on behalf of their advisory clients through Merrill Lynch's platform

Shares of funds purchased through the Merrill Edge Self-Directed platform (if applicable)

Shares purchased through reinvestment of capital gains distributions and dividend reinvestment when purchasing shares of the same fund (but not any other fund within the fund family)

Shares exchanged from Class C (i.e. level-load) shares of the same fund pursuant to Merrill Lynch's policies relating to sales load discounts and waivers

Employees and registered representatives of Merrill Lynch or its affiliates and their family members, as defined by Merrill Lynch, which may differ from the definition of family member in the Fund prospectus

Directors or Trustees of the Fund, and employees of the Fund's investment adviser or any of its affiliates, as described in this prospectus

Eligible shares purchased from the proceeds of redemptions within the same fund family, provided (1) the repurchase occurs within 90 days following the redemption, (2) the redemption and purchase occur in the same account, and (3) redeemed shares were subject to a front-end or deferred sales load (known as Rights of Reinstatement). Automated transactions (i.e. systematic purchases and withdrawals) and purchases made after shares are automatically sold to pay Merrill Lynch's account maintenance fees are not eligible for reinstatement

CDSC Waivers on A, B and C Shares available at Merrill Lynch

Death or disability of the shareholder

Shares sold as part of a systematic withdrawal plan as described in the Fund's prospectus

Return of excess contributions from an IRA Account

Shares sold as part of a required minimum distribution for IRA and retirement accounts pursuant to the Internal Revenue Code

Shares sold to pay Merrill Lynch fees but only if the transaction is initiated by Merrill Lynch

Shares acquired through a right of reinstatement

Shares held in retirement brokerage accounts, that are exchanged for a lower cost share class due to transfer to certain fee based accounts or platforms (applicable to A and C shares only)

Shares received through an exchange due to the holdings moving from a Merrill Lynch affiliated investment advisory program to a Merrill Lynch brokerage (non-advisory) account pursuant to Merrill Lynch's policies relating to sales load discounts and waivers

Front-end load Discounts Available at Merrill Lynch: Breakpoints, Rights of Accumulation & Letters of Intent

Breakpoints as described in this prospectus.

[Back To Table of Contents](#)

Rights of Accumulation (ROA) which entitle shareholders to breakpoint discounts as described in the Fund's prospectus will be automatically calculated based on the aggregated holding of fund family assets held by accounts (including 529 program holdings, where applicable) within the purchaser's household at Merrill Lynch. Eligible fund family assets not held at Merrill Lynch may be included in the ROA calculation only if the shareholder notifies his or her financial advisor about such assets

Letters of Intent (LOI) which allow for breakpoint discounts based on anticipated purchases within a fund family, through Merrill Lynch, over a 13-month period of time (if applicable).

Ameriprise Financial

Shareholders holding Fund shares through an Ameriprise Financial platform or account are eligible for the following:

Automatic Exchange of Class C Shares Available at Ameriprise Financial

Class C shares will automatically exchange to Class A shares in the month of the 10-year anniversary of the purchase date.

Shareholders purchasing Fund shares through an Ameriprise Financial platform or account are eligible only for the following Class A load waivers (front-end sales charge waivers), which may differ from those disclosed elsewhere in this prospectus or the SAI.

Front-end Sales Load Waivers on Class A Shares Available at Ameriprise Financial

Employer-sponsored retirement plans (e.g., 401(k) plans, 457 plans, employer-sponsored 403(b) plans, profit sharing and money purchase pension plans and defined benefit plans). For purposes of this provision, employer-sponsored retirement plans do not include SEP IRAs, Simple IRAs or SAR-SEPs.

Shares purchased through an Ameriprise Financial investment advisory program (if an Advisory or similar share class for such investment advisory program is not available).

Shares purchased by third party investment advisors on behalf of their advisory clients through Ameriprise Financial's platform (if an Advisory or similar share class for such investment advisory program is not available).

Shares purchased through reinvestment of distributions and dividend reinvestment when purchasing shares of the same Fund (but not any other fund within the same fund family).

Shares exchanged from Class C shares of the same fund in the month of or following the 10-year anniversary of the purchase date. To the extent that this prospectus elsewhere provides for a waiver with respect to such shares following a shorter holding period, that waiver will apply to exchanges following such shorter period. To the extent that this prospectus elsewhere provides for a waiver with respect to exchanges of Class C shares for load-waived shares, that waiver will also apply to such exchanges.

Employees and registered representatives of Ameriprise Financial or its affiliates and their immediate family members.

Shares purchased by or through qualified accounts (including IRAs, Coverdell Education Savings Accounts, 401(k)s, 403(b) TSCAs subject to ERISA and defined benefit plans) that are held by a covered family member, defined as an Ameriprise financial advisor and/or the advisor's spouse, advisor's lineal ascendant (mother, father, grandmother, grandfather, great grandmother, great grandfather), advisor's lineal descendant (son, step-son, daughter, step-daughter, grandson, granddaughter, great grandson, great granddaughter) or any spouse of a covered family member who is a lineal descendant.

Shares purchased from the proceeds of redemptions within the same fund family, provided (1) the repurchase occurs within 90 days following the redemption, (2) the redemption and purchase occur in the same account, and (3) redeemed shares were subject to a front-end or deferred sales load (i.e. Rights of Reinstatement). Subject to the Fund's policy regarding frequent purchases and redemptions of Fund shares, you may not be able to repurchase shares for the first 30 days after your redemption.

Morgan Stanley

Effective July 1, 2018, shareholders purchasing Fund shares through a Morgan Stanley Wealth Management transactional brokerage account are eligible only for the following Class A load waivers (front-end sales charge waivers), which may differ from and be more limited than those disclosed elsewhere in this prospectus or the SAI.

Front-end Sales Charge Waivers on Class A Shares Available at Morgan Stanley Wealth Management

[Back To Table of Contents](#)

Employer-sponsored retirement plans (e.g., 401(k) plans, 457 plans, employer-sponsored 403(b) plans, profit sharing and money purchase pension plans and defined benefit plans). For purposes of this provision, employer-sponsored retirement plans do not include SEP IRAs, Simple IRAs, SAR-SEPs or Keogh plans.

Morgan Stanley employee and employee-related accounts according to Morgan Stanley's account linking rules.

Shares purchased through reinvestment of dividends and capital gains distributions when purchasing shares of the same fund.

Shares purchased through a Morgan Stanley self-directed brokerage account.

Class C (i.e., level-load) shares that are no longer subject to a contingent deferred sales charge and are exchanged to Class A shares or Class A2 shares, as applicable, of the same fund pursuant to Morgan Stanley Wealth Management's share class exchange program.

Shares purchased from the proceeds of redemptions within the same fund family, provided (i) the repurchase occurs within 90 days following the redemption, (ii) the redemption and purchase occur in the same account, and (iii) redeemed shares were subject to a front-end or deferred sales charge.

Morgan Stanley, on your behalf, can convert Class A shares of the Wells Fargo Ultra Short-Term Income Fund and the Wells Fargo Ultra Short-Term Municipal Income Fund to Class A2 shares of the same funds, without a sales charge and on a tax free basis.

Raymond James

Effective on or about March 1, 2019, shareholders purchasing Fund shares through a Raymond James & Associates, Inc., Raymond James Financial Services, Inc. and each entity's affiliates ("Raymond James") platform or account, or through an introducing broker-dealer or independent registered adviser for which Raymond James provides trade execution, clearance, and/or custody services, will be eligible only for the following load waivers (front-end sales charge waivers and contingent deferred, or back-end, sales charge waivers) and discounts, which may differ from those disclosed elsewhere in this Prospectus or SAI.

Front-end Sales Load Waivers on Class A shares Available at Raymond James

Shares purchased in an investment advisory program.

Shares purchased within the same fund family through a systematic reinvestment of capital gains and dividend distributions.

Employees and registered representatives of Raymond James or its affiliates and their family members as designated by Raymond James.

Shares purchased from the proceeds of redemptions within the same fund family, provided (1) the repurchase occurs within 90 days following the redemption, (2) the redemption and purchase occur in the same account, and (3) redeemed shares were subject to a front-end or deferred sales load (known as Rights of Reinstatement).

A shareholder in the fund's Class C shares will have their shares automatically exchanged at net asset value to Class A shares (or the appropriate share class) of the fund if the shares are no longer subject to a CDSC and the exchange is in line with the policies and procedures of Raymond James.

CDSC Waivers on Class A and C Shares Available at Raymond James

Death or disability of the shareholder.

Shares sold as part of a systematic withdrawal plan as described in this Prospectus.

Return of excess contributions from an IRA Account.

Shares sold as part of a required minimum distribution for IRA and retirement accounts due to the shareholder reaching the qualified age based on applicable IRS regulations as described in this Prospectus.

Shares sold to pay Raymond James fees but only if the transaction is initiated by Raymond James.

Shares acquired through a right of reinstatement.

Front-end Load Discounts Available at Raymond James: Breakpoints, Rights of Accumulation, and/or Letters of Intent

Breakpoints as described in this Prospectus.

Rights of accumulation which entitle shareholders to breakpoint discounts will be automatically calculated based on the aggregated holding of fund family assets held by accounts within the purchaser's household at Raymond James. Eligible fund family assets not held at Raymond James may be included in the calculation of rights of accumulation only if the shareholder notifies his or her financial advisor about such assets.

[Back To Table of Contents](#)

Letters of intent which allow for breakpoint discounts based on anticipated purchases within a fund family, over a 13-month time period. Eligible fund family assets not held at Raymond James may be included in the calculation of letters of intent only if the shareholder notifies his or her financial advisor about such assets.

Janney Montgomery Scott, LLC

Effective on or about May 1, 2020, if you purchase Fund shares through a Janney Montgomery Scott LLC (“Janney”) brokerage account, you will be eligible for the following load waivers (front-end sales charge waivers and contingent deferred sales charge, or back-end sales charge, waivers) and discounts, which may differ from those disclosed elsewhere in this Prospectus or SAI.

Front-end sales charge¹ waivers on Class A shares available at Janney

Shares purchased through reinvestment of capital gains distributions and dividend reinvestment when purchasing shares of the same fund (but not any other fund within the fund family).

Shares purchased by employees and registered representatives of Janney or its affiliates and their family members as designated by Janney.

Shares purchased from the proceeds of redemptions within the same fund family, provided (1) the repurchase occurs within ninety (90) days following the redemption, (2) the redemption and purchase occur in the same account, and (3) redeemed shares were subject to a front-end or deferred sales load (i.e., right of reinstatement).

Employer-sponsored retirement plans (e.g., 401(k) plans, 457 plans, employer-sponsored 403(b) plans, profit sharing and money purchase pension plans and defined benefit plans). For purposes of this provision, employer-sponsored retirement plans do not include SEP IRAs, Simple IRAs, SAR-SEPs or Keogh plans.

Shares acquired through a right of reinstatement.

Class C shares that are no longer subject to a contingent deferred sales charge and are converted to Class A shares of the same fund pursuant to Janney’s policies and procedures.

CDSC waivers on Class A and C shares available at Janney

Shares sold upon the death or disability of the shareholder.

Shares sold as part of a systematic withdrawal plan as described in the fund’s Prospectus.

Shares purchased in connection with a return of excess contributions from an IRA account.

Shares sold as part of a required minimum distribution for IRA and retirement accounts if the redemption is taken in or after the year the shareholder reaches qualified age based on applicable IRS regulations.

Shares sold to pay Janney fees but only if the transaction is initiated by Janney.

Shares acquired through a right of reinstatement.

Shares exchanged into the same share class of a different fund.

Front-end sales charge¹ discounts available at Janney; breakpoints, rights of accumulation and/or letters of intent

Breakpoints as described in this Prospectus.

Rights of accumulation (“ROA”), which entitle shareholders to breakpoint discounts, will be automatically calculated based on the aggregated holding of fund family assets held by accounts within the purchaser’s household at Janney. Eligible fund family assets not held at Janney may be included in the ROA calculation only if the shareholder notifies his or her financial advisor about such assets.

Letters of intent which allow for breakpoint discounts based on anticipated purchases within a fund family, over a 13-month time period. Eligible fund family assets not held at Janney Montgomery Scott may be included in the calculation of letters of intent only if the shareholder notifies his or her financial advisor about such assets.

1. Also referred to as an “initial sales charge.”

Edward Jones

Effective on or after May 1, 2020, clients of Edward Jones (also referred to as “shareholders”) purchasing Fund shares on the Edward Jones commission and fee-based platforms are eligible only for the following sales charge discounts (also referred to as “breakpoints”) and waivers, which can differ from breakpoints and waivers described elsewhere in this Prospectus or SAI or through another broker-dealer. In all instances, it is the shareholder’s responsibility to inform Edward Jones at the time of purchase of any relationship, holdings of Wells Fargo Funds or

[Back To Table of Contents](#)

other facts qualifying the purchaser for breakpoints or waivers. Edward Jones can ask for documentation of such circumstance.

Breakpoints available at Edward Jones

Rights of Accumulation (ROA)

The applicable sales charge on a purchase of Class A shares is determined by taking into account all share classes (except any money market funds and retirement plan share classes) of Wells Fargo Funds held by the shareholder or in an account grouped by Edward Jones with other accounts for the purpose of providing certain pricing considerations ("pricing groups"). This includes all share classes held on the Edward Jones platform and/or held on another platform. The inclusion of eligible fund family assets in the rights of accumulation calculation is dependent on the shareholder notifying his or her financial advisor of such assets at the time of calculation.

ROA is determined by calculating the higher of cost or market value (current shares x NAV).

Letter of Intent (LOI)

Through a LOI, shareholders can receive the sales charge and breakpoint discounts for purchases shareholders intend to make over a 13-month period from the date Edward Jones receives the LOI. The LOI is determined by calculating the higher of cost or market value of qualifying holdings at LOI initiation in combination with the value that the shareholder intends to buy over a 13-month period to calculate the front-end sales charge and any breakpoint discounts. Each purchase the shareholder makes during that 13-month period will receive the sales charge and breakpoint discount that applies to the total amount. The inclusion of eligible fund family assets in the LOI calculation is dependent on the shareholder notifying his or her financial advisor of such assets at the time of calculation. Purchases made before the LOI is received by Edward Jones are not covered under the LOI and will not reduce the sales charge previously paid. Sales charges will be adjusted if LOI is not met.

Sales charges are waived for the following shareholders and in the following situations at Edward Jones:

Associates of Edward Jones and its affiliates and their family members who are in the same pricing group (as determined by Edward Jones under its policies and procedures) as the associate. This waiver will continue for the remainder of the associate's life if the associate retires from Edward Jones in good-standing.

Shares purchased in an Edward Jones fee-based program.

Shares purchased through reinvestment of capital gains distributions and dividend reinvestment.

Shares purchased from the proceeds of redeemed shares of the same fund family so long as the following conditions are met: 1) the proceeds are from the sale of shares within 60 days of the purchase, and 2) the sale and purchase are made in the same share class and the same account or the purchase is made in an individual retirement account with proceeds from liquidations in a non-retirement account.

Shares exchanged into class A shares from another share class so long as the exchange is into the same fund and was initiated at the discretion of Edward Jones. Edward Jones is responsible for any remaining CDSC due to the fund company, if applicable. Any future purchases are subject to the applicable sales charge as disclosed in the prospectus.

Exchanges from class C shares to class A shares of the same fund, generally, in the 84th month following the anniversary of the purchase date or earlier at the discretion of Edward Jones.

If the shareholder purchases shares that are subject to a CDSC and those shares are redeemed before the CDSC is expired, the shareholder is responsible to pay the CDSC except in the following conditions available at Edward Jones:

The death or disability of the shareholder.

Systematic withdrawals with up to 10% per year of the account value.

Return of excess contributions from an Individual Retirement Account (IRA).

Shares sold as part of a required minimum distribution for IRA and retirement accounts if the redemption is taken in or after the year the shareholder reaches qualified age based on applicable IRS regulation.

Shares sold to pay Edward Jones fees or costs in such cases where the transaction is initiated by Edward Jones.

Shares exchanged in an Edward Jones fee-based program.

Shares acquired through NAV reinstatement.

Other Important Information for accounts at Edward Jones:

Minimum Purchase Amounts

- \$250 initial purchase minimum
- \$50 subsequent purchase minimum

[Back To Table of Contents](#)

Minimum Balances

• Edward Jones has the right to redeem at its discretion fund holdings with a balance of \$250 or less. The following are examples of accounts that are not included in this policy:

- o A fee-based account held on an Edward Jones platform
- o A 529 account held on an Edward Jones platform
- o An account with an active systematic investment plan or letter of intent (LOI)

Changing Share Classes

• At any time it deems necessary, Edward Jones has the authority to exchange at NAV a shareholder's holdings in a fund to Class A shares.

Oppenheimer & Co., Inc.

Effective June 1, 2020, shareholders purchasing Fund shares through an Oppenheimer & Co. Inc. ("Oppenheimer") platform or account are eligible only for the following load waivers (front-end sales charge waivers and contingent deferred or back-end, sales charge waivers) and discounts, which may differ from those disclosed elsewhere in this prospectus or SAI.

Front-end Sales Load Waivers on Class A Shares available at Oppenheimer

Employer-sponsored retirement, deferred compensation and employee benefit plans (including health savings accounts) and trusts used to fund those plans, provided that the shares are not held in a commission-based brokerage account and shares are held for the benefit of the plan.

Shares purchased by or through a 529 Plan.

Shares purchased through an Oppenheimer affiliated investment advisory program.

Shares purchased through reinvestment of capital gains distributions and dividend reinvestment when purchasing shares of the same fund (but not any other fund within the fund family).

Shares purchased from the proceeds of redemptions within the same fund family, provided (1) the repurchase occurs within 90 days following the redemption, (2) the redemption and purchase occur in the same account, and (3) redeemed shares were subject to a front-end or deferred sales load (known as Rights of Restatement).

A shareholder in the Fund's Class C shares will have their shares exchanged at net asset value to Class A shares (or the appropriate share class) of the Fund if the shares are no longer subject to a CDSC and the exchange is in line with the policies and procedures of Oppenheimer.

Employees and registered representatives of Oppenheimer or its affiliates and their family members.

Directors or Trustees of the Fund, and employees of the Fund's investment adviser or any of its affiliates, as described in this Prospectus.

CDSC Waivers on A and C Shares available at Oppenheimer

Death or disability of the shareholder.

Shares sold as part of a systematic withdrawal plan as described in this Prospectus.

Return of excess contributions from an IRA Account.

Shares sold as part of a required minimum distribution for IRA and retirement accounts due to the shareholder reaching the qualified age based on applicable IRS regulations as described in this Prospectus.

Shares sold to pay Oppenheimer fees but only if the transaction is initiated by Oppenheimer.

Shares acquired through a right of reinstatement.

Front-end load Discounts Available at Oppenheimer: Breakpoints, Rights of Accumulation & Letters of Intent

Breakpoints as described in this Prospectus.

Rights of Accumulation (ROA), which entitle shareholders to breakpoint discounts, will be automatically calculated based on the aggregated holding of fund family assets held by accounts within the purchaser's household at Oppenheimer. Eligible fund family assets not held at Oppenheimer may be included in the ROA calculation only if the shareholder notifies his or her financial advisor about such assets.

[Back To Table of Contents](#)

Robert W. Baird & Co.

Effective June 15, 2020, shareholders purchasing fund shares through a Robert W. Baird & Co. ("Baird") platform or account will only be eligible for the following sales charge waivers (front-end sales charge waivers and CDSC waivers) and discounts, which may differ from those disclosed elsewhere in this Prospectus or the SAI.

Front-end Sales Load Waivers on Class A Shares available at Baird

Shares purchased through reinvestment of capital gains distributions and dividend reinvestment when purchasing share of the same fund.

Share purchase by employees and registers representatives of Baird or its affiliate and their family members as designated by Baird.

Shares purchase from the proceeds of redemptions within the same fund family, provided (1) the repurchase occurs within 90 days following the redemption, (2) the redemption and purchase occur in the same accounts, and (3) redeemed shares were subject to a front-end or deferred sales charge (known as rights of reinstatement).

A shareholder in the Funds Investor C Shares will have their share exchanged at net asset value to Investor A shares of the fund if the shares are no longer subject to CDSC and the exchange is in line with the policies and procedures of Baird.

Employer-sponsored retirement plans or charitable accounts in a transactional brokerage account at Baird, including 401(k) plans, 457 plans, employer-sponsored 403(b) plans, profit sharing and money purchase pension plans and defined benefit plans. For purposes of this provision, employer-sponsored retirement plans do not include SEP IRAs, Simple IRAs or SAR-SEPs.

CDSC Waivers on A and C Shares available at Baird

Shares sold due to death or disability of the shareholder.

Shares sold as part of a systematic withdrawal plan as described in the Fund's Prospectus.

Shares bought due to returns of excess contributions from an IRA Account.

Shares sold as part of a required minimum distribution for IRA and retirement accounts due to the shareholder reaching age 72 as described in the Fund's Prospectus.

Shares sold to pay Baird fees but only if the transaction is initiated by Baird.

Shares acquired through a right of reinstatement.

Front-end load Discounts Available at Baird: Breakpoint and/or Rights of Accumulation

Breakpoints as described in this Prospectus.

Rights of accumulations which entitles shareholders to breakpoint discounts will be automatically calculated based on the aggregated holding of fund family assets held by accounts within the purchaser's household at Baird. Eligible fund family assets not held at Baird may be included in the rights of accumulations calculation only if the shareholder notifies his or her financial advisor about such assets.

Letters of Intent (LOI) allow for breakpoint discounts based on anticipated purchases within a fund family through Baird, over a 13-month period of time.

Notes

This image shows a single sheet of white paper with horizontal blue or grey ruling lines. The lines are evenly spaced and run across the width of the page. There are no margins, text, or other markings on the paper.

89

Notes

[illegible]

U.S. Equity Funds

[Back To Table of Contents](#)



FOR MORE INFORMATION

More information on a Fund is available free upon request, including the following documents:

Statement of Additional Information ("SAI")

Supplements the disclosures made by this Prospectus.

The SAI, which has been filed with the SEC, is incorporated by reference into this Prospectus and therefore is legally part of this Prospectus.

Annual/Semi-Annual Reports

Provide financial and other important information, including a discussion of the market conditions and investment strategies that significantly affected Fund performance over the reporting period.

To obtain copies of the above documents or for more information about Wells Fargo Funds, contact us:

By telephone:

Individual Investors: 1-800-222-8222

Retail Investment Professionals: 1-888-877-9275

Institutional Investment Professionals: 1-800-260-5969

By mail:

Wells Fargo Funds

P.O. Box 219967

Kansas City, MO 64121-9967

Online:

wfam.com

From the SEC:

Visit the SEC's Public Reference Room in Washington,

DC (phone 1-202-551-8090 for operational information for the SEC's Public Reference Room) or the SEC's website at sec.gov.

To obtain information for a fee, write or email:

SEC's Public Reference Section

100 "F" Street, NE

Washington, DC 20549-0102

publicinfo@sec.gov

The Wells Fargo Funds are distributed by Wells Fargo Funds Distributor, LLC, a member of FINRA, and an affiliate of Wells Fargo & Company.



Get this document online

Sign up at wellsfargo.com/advantagedelivery

INVESTMENT PRODUCTS: NOT FDIC INSURED • NO BANK GUARANTEE • MAY LOSE VALUE

© 2020 Wells Fargo & Company. All rights reserved.

120LCR/P101
ICA Reg. No.
811-09253