



PROFUNDS®

PROSPECTUS Investor and Service Class

NOVEMBER 30, 2020

	INVESTOR CLASS	SERVICE CLASS		INVESTOR CLASS	SERVICE CLASS
Banks UltraSector ProFund	BKPIX	BKPSX	Short Nasdaq-100 ProFund	SOPIX	SOPSX
Basic Materials UltraSector ProFund	BMPIX	BMPSX	Short Oil & Gas ProFund	SNPIX	SNPSX
Bear ProFund	BRPIX	BRPSX	Short Precious Metals ProFund	SPPIX	SPPSX
Biotechnology UltraSector ProFund	BIPIX	BIPsx	Short Real Estate ProFund	SRPIX	SRPSX
Bull ProFund	BLPIX	BLPSX	Short Small-Cap ProFund	SHPIX	SHPSX
Communication Services UltraSector ProFund	WCPIX	WCPSX	Small-Cap Growth ProFund	SGPIX	SGPSX
Consumer Goods UltraSector ProFund	CNPIX	CNPSX	Small-Cap ProFund	SLPIX	SLPSX
Consumer Services UltraSector ProFund	CYPIX	CYPSX	Small-Cap Value ProFund	SVPIX	SVPSX
Europe 30 ProFund	UEPIX	UEPSX	Technology UltraSector ProFund	TEPIX	TEPSX
Falling U.S. Dollar ProFund	FDPIX	FDPSX	Telecommunications UltraSector ProFund	TCPIX	TCPSX
Financials UltraSector ProFund	FNPIX	FNPSX	UltraBear ProFund	URPIX	URPSX
Health Care UltraSector ProFund	HCPIX	HCPSX	UltraBull ProFund	ULPIX	ULPSX
Industrials UltraSector ProFund	IDPIX	IDPSX	UltraChina ProFund	UGPIX	UGPSX
Internet UltraSector ProFund	INPIX	INPSX	UltraDow 30 ProFund	UDPIX	UDPSX
Large-Cap Growth ProFund	LGPIX	LGPSX	UltraEmerging Markets ProFund	UUIPIX	UUPSX
Large-Cap Value ProFund	LVPIX	LVPSX	UltraInternational ProFund	UNPIX	UNPSX
Mid-Cap Growth ProFund	MGPIX	MGPSX	UltraJapan ProFund	UJPIX	UJPSX
Mid-Cap ProFund	MDPIX	MDPSX	UltraLatin America ProFund	UBPIX	UBPSX
Mid-Cap Value ProFund	MLPIX	MLPSX	UltraMid-Cap ProFund	UMPIX	UMPSX
Nasdaq-100 ProFund	OTPIX	OTPSX	UltraNasdaq-100 ProFund	UOPIX	UOPSX
Oil & Gas UltraSector ProFund	ENPIX	ENPSX	UltraShort China ProFund	UHPIX	UHPSX
Oil Equipment & Services UltraSector ProFund	OEPIX	OEPSX	UltraShort Dow 30 ProFund	UWPIX	UWPSX
Pharmaceuticals UltraSector ProFund	PHPIX	PHPSX	UltraShort Emerging Markets ProFund	UVPIX	UVPSX
Precious Metals UltraSector ProFund	PMPIX	PMPSX	UltraShort International ProFund	UXPIX	UXPSX
Real Estate UltraSector ProFund	REPIX	REPSX	UltraShort Japan ProFund	UKPIX	UKPSX
Rising Rates Opportunity ProFund	RRPIX	RRPSX	UltraShort Latin America ProFund	UFPIX	UFPSX
Rising Rates Opportunity 10 ProFund	RTPIX	RTPSX	UltraShort Mid-Cap ProFund	UIPIX	UIPSX
Rising U.S. Dollar ProFund	RDPIX	RDPSX	UltraShort Nasdaq-100 ProFund	USPIX	USPSX
Semiconductor UltraSector ProFund	SMPIX	SMPSX	UltraShort Small-Cap ProFund	UCPIX	UCPSX
			UltraSmall-Cap ProFund	UAPIX	UAPSX
			U.S. Government Plus ProFund	GVPIX	GVPSX
			Utilities UltraSector ProFund	UTPIX	UTPSX

Neither the Securities and Exchange Commission, the Commodity Futures Trading Commission, nor any state securities commission has approved or disapproved of these securities or passed upon the accuracy or adequacy of this Prospectus. Any representation to the contrary is a criminal offense.

Beginning on January 1, 2021, as permitted by regulations adopted by the Securities and Exchange Commission, paper copies of each Fund's annual and semi-annual shareholder reports will no longer be sent by mail, unless you specifically request paper copies of the reports. Instead, the reports will be made available on each Fund's website (www.profunds.com), and you will be notified by mail each time a report is posted and provided with a website link to access the report.

If you already elected to receive shareholder reports electronically, you will not be affected by this change and you need not take any action. You may elect to receive shareholder reports and other communications from the Fund electronically anytime by contacting your financial intermediary.

You may elect to receive all future reports in paper free of charge. Please contact your financial intermediary to request that you continue to receive paper copies of your shareholder reports. Your election to receive reports in paper will apply to all funds held in your account that you invest in through your financial intermediary.

Table of Contents

4	Summary Section	259	Small-Cap Growth ProFund
5	Banks UltraSector ProFund	265	Small-Cap ProFund
13	Basic Materials UltraSector ProFund	271	Small-Cap Value ProFund
21	Bear ProFund	277	Technology UltraSector ProFund
29	Biotechnology UltraSector ProFund	285	Telecommunications UltraSector ProFund
37	Bull ProFund	293	UltraBear ProFund
43	Communication Services UltraSector ProFund	301	UltraBull ProFund
51	Consumer Goods UltraSector ProFund	309	UltraChina ProFund
59	Consumer Services UltraSector ProFund	318	UltraDow 30 ProFund
67	Europe 30 ProFund	326	UltraEmerging Markets ProFund
73	Falling U.S. Dollar ProFund	335	UltraInternational ProFund
78	Financials UltraSector ProFund	343	UltraJapan ProFund
86	Health Care UltraSector ProFund	352	UltraLatin America ProFund
94	Industrials UltraSector ProFund	361	UltraMid-Cap ProFund
102	Internet UltraSector ProFund	369	UltraNasdaq-100 ProFund
110	Large-Cap Growth ProFund	377	UltraShort China ProFund
116	Large-Cap Value ProFund	386	UltraShort Dow 30 ProFund
122	Mid-Cap Growth ProFund	394	UltraShort Emerging Markets ProFund
128	Mid-Cap ProFund	403	UltraShort International ProFund
134	Mid-Cap Value ProFund	412	UltraShort Japan ProFund
140	Nasdaq-100 ProFund	421	UltraShort Latin America ProFund
146	Oil & Gas UltraSector ProFund	430	UltraShort Mid-Cap ProFund
154	Oil Equipment & Services UltraSector ProFund	438	UltraShort Nasdaq-100 ProFund
162	Pharmaceuticals UltraSector ProFund	446	UltraShort Small-Cap ProFund
170	Precious Metals UltraSector ProFund	454	UltraSmall-Cap ProFund
179	Real Estate UltraSector ProFund	462	U.S. Government Plus ProFund
187	Rising Rates Opportunity ProFund	470	Utilities UltraSector ProFund
195	Rising Rates Opportunity 10 ProFund	478	Investment Objectives, Principal Investment Strategies and Related Risks
203	Rising U.S. Dollar ProFund	501	Fund Management
210	Semiconductor UltraSector ProFund	502	Fund Management
218	Short Nasdaq-100 ProFund	505	General Information
226	Short Oil & Gas ProFund	506	General Information
234	Short Precious Metals ProFund	510	Shareholder Services Guide
243	Short Real Estate ProFund	520	Financial Highlights
251	Short Small-Cap ProFund		

Summary Section

Important Information About the Fund

Banks UltraSector ProFund (the “Fund”) seeks daily investment results, before fees and expenses, that correspond to one and one-half times (1.5x) the return of the Dow Jones U.S. BanksSM Index (the “Index”) **for a single day**, not for any other period. A “single day” is measured from the time the Fund calculates its net asset value (“NAV”) to the time of the Fund’s next NAV calculation. **The return of the Fund for periods longer than a single day will be the result of its return for each day compounded over the period. The Fund’s returns for periods longer than a single day will very likely differ in amount, and possibly even direction, from the Fund’s stated multiple (1.5x) times the return of the Index for the same period. For periods longer than a single day, the Fund will lose money if the Index’s performance is flat, and it is possible that the Fund will lose money even if the level of the Index rises.** Longer holding periods, higher Index volatility, and greater leveraged exposure each exacerbate the impact of compounding on an investor’s returns. During periods of higher Index volatility, the volatility of the Index may affect the Fund’s return as much as or more than the return of the Index.

The Fund presents different risks than other types of funds. The Fund uses leverage and is riskier than similarly benchmarked funds that do not use leverage. The Fund may not be suitable for all investors and should be used only by knowledgeable investors who understand the consequences of seeking daily leveraged (1.5x) investment results, including the impact of compounding on Fund performance. Investors in the Fund should actively manage and monitor their investments, as frequently as daily. An investor in the Fund could potentially lose the full principal value of their investment within a single day.

Investment Objective

The Fund seeks daily investment results, before fees and expenses, that correspond to one and one-half times (1.5x) the daily performance of the Index. **The Fund does not seek to achieve its stated investment objective over a period of time greater than a single day.**

Fees and Expenses of the Fund

The table below describes the fees and expenses that you may pay if you buy, hold, and sell shares of the Fund. You may pay other fees, such as brokerage commissions and other fees to financial intermediaries, which are not reflected in the tables and examples below.

Shareholder Fees

(fees paid directly from your investment)

Wire Fee \$10

Annual Fund Operating Expenses

(expenses that you pay each year as a percentage of the value of your investment)

	Investor Class	Service Class
Investment Advisory Fees	0.75%	0.75%
Distribution and Service (12b-1) Fees	0.00%	1.00%
Other Expenses	0.97%	0.97%
Total Annual Fund Operating Expenses¹	<u>1.72%</u>	<u>2.72%</u>

1 ProFund Advisors LLC (“ProFund Advisors”) has contractually agreed to waive Investment Advisory and Management Services Fees and to reimburse Other Expenses to the extent Total Annual Fund Operating Expenses Before Fee Waivers and Expense Reimbursements, as a percentage of average daily net assets, exceed 1.95% for Investor Class shares and 2.95% for Service Class shares through November 30, 2021. After such date, the expense limitation may be terminated or revised by ProFund Advisors. Amounts waived or reimbursed in a particular contractual period may be recouped by ProFund Advisors within three years of the end of that contractual period, however, such recoupment will be limited to the lesser of any expense limitation in place at the time of recoupment or the expense limitation in place at the time of waiver or reimbursement.

Example: This example is intended to help you compare the cost of investing in the Fund with the cost of investing in other funds.

The example assumes that you invest \$10,000 in the Fund for the time periods indicated and then redeem all of your shares at the end of each period. The example also assumes that your investment has a 5% return each year and that the Fund’s operating expenses remain the same. Although your actual costs may be higher or lower, based on these assumptions your approximate costs would be:

	1Year	3Years	5Years	10Years
Investor Class	\$175	\$542	\$933	\$2,030
Service Class	\$275	\$844	\$1,440	\$3,051

The Fund pays transaction and financing costs associated with the purchase and sale of securities and derivatives. These costs are not reflected in the table or the example above.

Portfolio Turnover

The Fund pays transaction costs, such as commissions, when it buys and sells securities (or “turns over” its portfolio). A higher portfolio turnover rate may indicate higher transaction costs and may result in higher taxes when the Fund’s shares are held in a taxable account. These costs, which are not reflected in the Annual Fund Operating Expenses or in the example above, affect the Fund’s performance. During the most recent fiscal year, the

Fund's annual portfolio turnover rate was 260% of the average value of its entire portfolio. This portfolio turnover rate is calculated without regard to cash instruments or derivatives transactions. If such transactions were included, the Fund's portfolio turnover rate would be significantly higher.

Principal Investment Strategies

The Fund invests in financial instruments that ProFund Advisors believes, in combination, should produce daily returns consistent with the Fund's investment objective.

The Index is constructed and maintained by S&P Dow Jones Indices LLC. The Index seeks to measure the performance of certain companies in the banking sector of the U.S. equity market. Component companies include, among others, regional and major U.S. domiciled banks engaged in a wide range of financial services, including retail banking, loans and money transmissions. The Index is published under the Bloomberg ticker symbol "DJUSBK."

The Fund will invest principally in the financial instruments set forth below. The Fund expects that its cash balances maintained in connection with the use of financial instruments will typically be held in money market instruments.

- **Equity Securities** — The Fund invests in common stock issued by public companies.
- **Derivatives** — The Fund invests in derivatives, which are financial instruments whose value is derived from the value of an underlying asset or assets, such as stocks, bonds, funds (including exchange-traded funds ("ETFs")), interest rates or indexes. The Fund invests in derivatives as a substitute for investing directly in securities in order to seek returns for a single day that are leveraged (1.5x) to the returns of the Index for that day. These derivatives principally include:
 - **Swap Agreements** — Contracts entered into primarily with major global financial institutions for a specified period ranging from a day to more than one year. In a standard "swap" transaction, two parties agree to exchange the return (or differentials in rates of return) earned or realized on particular predetermined investments or instruments. The gross return to be exchanged or "swapped" between the parties is calculated with respect to a "notional amount," e.g., the return on or change in value of a particular dollar amount invested in a "basket" of securities or an ETF representing a particular index.
- **Money Market Instruments** — The Fund invests in short-term cash instruments that have a remaining maturity of 397 days or less and exhibit high quality credit profiles, for example:
 - **U.S. Treasury Bills** — U.S. government securities that have initial maturities of one year or less, and are supported by the full faith and credit of the U.S. government.

- **Repurchase Agreements** — Contracts in which a seller of securities, usually U.S. government securities or other money market instruments, agrees to buy the securities back at a specified time and price. Repurchase agreements are primarily used by the Fund as a short-term investment vehicle for cash positions.

ProFund Advisors uses a mathematical approach to investing. Using this approach, ProFund Advisors determines the type, quantity and mix of investment positions that it believes, in combination, the Fund should hold to produce daily returns consistent with the daily Fund's investment objective. The Fund may invest in or gain exposure to only a representative sample of the securities in the Index or to securities not contained in the Index or in financial instruments, with the intent of obtaining exposure with aggregate characteristics similar to those of a multiple of the single day returns of the Index. In managing the assets of the Fund, ProFund Advisors does not invest the assets of the Fund in securities or financial instruments based on ProFund Advisors' view of the investment merit of a particular security, instrument, or company, nor does it conduct conventional investment research or analysis or forecast market movement or trends. The Fund seeks to remain fully invested at all times in securities and/or financial instruments that, in combination, provide leveraged exposure to the single day returns of the Index, consistent with its investment objective, without regard to market conditions, trends or direction. The Fund seeks investment results for a single day only, measured as the time the Fund calculates its NAV to the next time the Fund calculates its NAV, and not for any other period.

The Fund seeks to engage in daily rebalancing to position its portfolio so that its exposure to the Index is consistent with the Fund's daily investment objective. The time and manner in which the Fund rebalances its portfolio may vary from day to day at the discretion of ProFund Advisors, depending on market conditions and other circumstances. The Index's movements during the day will affect whether the Fund's portfolio needs to be rebalanced. For example, if the Index has risen on a given day, net assets of the Fund should rise (assuming there were no share redemptions). As a result, the Fund's exposure will need to be increased. Conversely, if the Index has fallen on a given day, net assets of the Fund should fall (assuming there were no shares issued). As a result, the Fund's exposure will need to be decreased.

Daily rebalancing and the compounding of each day's return over time means that the return of the Fund for a period longer than a single day will be the result of each day's returns compounded over the period, which will very likely differ in amount, and possibly even direction, from one and one-half times (1.5x) the return of the Index for the same period. The Fund will lose money if the Index's performance is flat over time, and the Fund can lose money regardless of the performance of the Index, as a result of daily

rebalancing, the Index's volatility, compounding of each day's return and other factors. See "Principal Risks" below.

The Fund will concentrate or focus its investments in a particular industry or group of industries to approximately the same extent the Index is so concentrated or focused. As of July 31, 2020, the Index was concentrated in the banks industry group.

Please see "Investment Objectives, Principal Investment Strategies and Related Risks" in the Fund's Prospectus for additional details.

Principal Risks

You may lose the full principal value of your investment within a single day.

The principal risks described below are intended to provide information about the factors likely to have a significant adverse impact on the Fund's returns and consequently the value of an investment in the Fund. The risks are presented in an order intended to facilitate readability and their order does not imply that the realization of one risk is more likely to occur than another risk or likely to have a greater adverse impact than another risk.

- **Risks Associated with the Use of Derivatives** — Investing in derivatives may be considered aggressive and may expose the Fund to greater risks and may result in larger losses or smaller gains than investing directly in the reference asset(s) underlying those derivatives. These risks include counterparty risk, liquidity risk and increased correlation risk. When the Fund uses derivatives, there may be imperfect correlation between the value of the reference asset(s) underlying the derivative (e.g., the Index) and the derivative, which may prevent the Fund from achieving its investment objective. Because derivatives often require only a limited initial investment, the use of derivatives also may expose the Fund to losses in excess of those amounts initially invested. The Fund may use a combination of swaps on the Index and swaps on an ETF that is designed to track the performance of the Index. The performance of an ETF may not track the performance of the Index due to embedded costs and other factors. Thus, to the extent the Fund invests in swaps that use an ETF as the reference asset, the Fund may be subject to greater correlation risk and may not achieve as high a degree of correlation with the Index as it would if the Fund only used swaps on the Index. Moreover, with respect to the use of swap agreements, if the Index has a dramatic intraday move that causes a material decline in the Fund's net assets, the terms of a swap agreement between the Fund and its counterparty may permit the counterparty to immediately close out the transaction with the Fund. In that event, the Fund may be unable to enter into another swap agreement or invest in other derivatives to achieve the desired exposure consistent with the Fund's investment objective. This, in turn, may prevent the Fund from achieving its investment objective, even if the Index reverses all or a portion of its intraday move by the end of the day. As a

result, the value of an investment in the Fund may change quickly and without warning. Any costs associated with using derivatives will also have the effect of lowering the Fund's return.

- **Leverage Risk** — The Fund obtains investment exposure in excess of its assets in seeking to achieve its investment objective — a form of leverage — and will lose more money in market environments adverse to its daily objective than a similar fund that does not employ such leverage. The use of such leverage increases the risk of a total loss of an investor's investment. For example, because the Fund includes a multiplier of one and one-half times (1.5x) the Index, a single day movement in the Index approaching 67% at any point in the day could result in the total loss of an investor's investment if that movement is contrary to the investment objective of the Fund, even if the Index subsequently moves in an opposite direction, eliminating all or a portion of the earlier movement. This would be the case with any such single day movements in the Index, even if the Index maintains a level greater than zero at all times. In addition, the use of leverage may increase the volatility of the Fund and magnify any differences between the performance of the Fund and the Index.
- **Compounding Risk** — The Fund has a single day investment objective, and the Fund's performance for any other period is the result of its return for each day compounded over the period. The performance of the Fund for periods longer than a single day will very likely differ in amount, and possibly even direction, from one and one-half times (1.5x) the daily return of the Index for the same period, before accounting for fees and expenses. Compounding affects all investments, but has a more significant impact on a leveraged fund. This effect becomes more pronounced as Index volatility and holding periods increase. Fund performance for a period longer than a single day can be estimated given any set of assumptions for the following factors: (a) Index volatility; (b) Index performance; (c) period of time; (d) financing rates associated with leveraged exposure; (e) other Fund expenses; and (f) dividends or interest paid with respect to securities in the Index. The chart below illustrates the impact of two principal factors — Index volatility and Index performance — on Fund performance. The chart shows estimated Fund returns for a number of combinations of Index volatility and Index performance over a one-year period. Actual volatility, Index and Fund performance may differ significantly from the chart below. Performance shown in the chart assumes: (a) no dividends paid with respect to securities included in the Index; (b) no Fund expenses; and (c) borrowing/lending rates (to obtain leveraged exposure) of zero percent. If Fund expenses and/or actual borrowing/lending rates were reflected, the Fund's performance would be different than shown.

Areas shaded darker represent those scenarios where the Fund can be expected to return less than one and one-half times (1.5x) the performance of the Index.

Estimated Fund Returns

Index Performance		One Year Volatility Rate				
One Year Index	One and One-Half Times (1.5x) the One Year Index	10%	25%	50%	75%	100%
-60%	-90.0%	-74.8%	-75.3%	-77.0%	-79.5%	-82.6%
-50%	-75.0%	-64.8%	-65.5%	-67.8%	-71.4%	-75.7%
-40%	-60.0%	-53.7%	-54.6%	-57.7%	-62.4%	-68.1%
-30%	-45.0%	-41.7%	-42.8%	-46.7%	-52.6%	-59.7%
-20%	-30.0%	-28.7%	-30.1%	-34.8%	-42.1%	-50.8%
-10%	-15.0%	-14.9%	-16.6%	-22.3%	-30.9%	-41.3%
0%	0.0%	-0.4%	-2.3%	-8.9%	-19.0%	-31.3%
10%	15.0%	14.9%	12.7%	5.0%	-6.6%	-20.7%
20%	30.0%	31.0%	28.4%	19.7%	6.5%	-9.7%
30%	45.0%	47.7%	44.8%	35.0%	20.0%	1.9%
40%	60.0%	65.0%	61.8%	50.8%	34.1%	13.8%
50%	75.0%	83.0%	79.5%	67.3%	48.8%	26.3%
60%	90.0%	101.6%	97.9%	84.3%	63.9%	39.1%

The foregoing table is intended to isolate the effect of Index volatility and Index performance on the return of the Fund and is not a representation of actual returns. For example, the Fund may incorrectly be expected to achieve a -30% return on a yearly basis if the Index return were -20%, absent the effects of compounding. As the table shows, with Index volatility of 50%, the Fund could be expected to return -34.8% under such a scenario. The Fund's actual returns may be significantly better or worse than the returns shown above as a result of any of the factors discussed above or in "Principal Risks — Correlation Risk" below.

The Index's annualized historical volatility rate for the five-year period ended July 31, 2020 was 30.79%. The Index's highest July to July volatility rate during the five-year period was 54.33% July 31, 2020. The Index's annualized total return performance for the five-year period ended July 31, 2020 was 1.82%. Historical Index volatility and performance are not indications of what the Index volatility and performance will be in the future. The volatility of U.S. exchange-traded securities or instruments that reflect the value of the Index may differ from the volatility of the Index.

For additional graphs and charts demonstrating the effects of Index volatility and Index performance on the long-term performance of the Fund, see "Understanding the Risks and Long-Term Performance of Daily Objective Funds — The Impact of Compounding" in the Fund's Prospectus and "Special Note Regarding the Correlation Risks of Geared Funds" in the Fund's Statement of Additional Information.

- **Correlation Risk** — A number of factors may affect the Fund's ability to achieve a high degree of leveraged correlation with the Index, and there is no guarantee that the Fund will achieve a high degree of leveraged correlation. Failure to achieve a high degree of leveraged correlation may prevent the Fund from achieving its investment objective, and the percentage change of the Fund's NAV each day may differ, perhaps significantly in amount, and possibly even direction, from one and one-half times (1.5x) the percentage change of the Index on such day.

In order to achieve a high degree of leveraged correlation with the Index, the Fund seeks to rebalance its portfolio daily to keep exposure consistent with its investment objective. Being materially under- or overexposed to the Index may prevent the Fund from achieving a high degree of leveraged correlation with the Index and may expose the Fund to greater leverage risk. Market disruptions or closure, regulatory restrictions, market volatility, illiquidity in the markets for the financial instruments in which the Fund invests, and other factors will adversely affect the Fund's ability to adjust exposure to requisite levels. The target amount of portfolio exposure is impacted dynamically by the Index's movements, including intraday movements. Because of this, it is unlikely that the Fund will have perfect leveraged (1.5x) exposure during the day or at the end of each day and the likelihood of being materially under- or overexposed is higher on days when the Index is volatile, particularly when the Index is volatile at or near the close of the trading day.

A number of other factors may also adversely affect the Fund's leveraged correlation with the Index, including fees, expenses, transaction costs, financing costs associated with the use of derivatives, income items, valuation methodology, accounting standards and disruptions or illiquidity in the markets for the securities or financial instruments in which the Fund invests. The Fund may not have investment exposure to all of the securities in the Index, or its weighting of investment exposure to securities may be different from that of the Index. In addition, the Fund may invest in securities not included in the Index. The Fund may take or refrain from taking positions in order to improve tax efficiency, comply with regulatory restrictions, or for other reasons, each of which may negatively affect the Fund's correlation with the Index. The Fund may also be subject to large movements of assets into and out of the Fund, potentially resulting in the Fund being under- or overexposed to the Index and may be impacted by Index reconstitutions and Index rebalancing events. Additionally, the Fund's underlying investments and/or reference assets may trade on markets that may not be open on the same day as the Fund, which may cause a difference between the changes in the daily performance of the Fund and changes in the level of the Index. Any of these factors could decrease correlation between the performance of the Fund

and the Index and may hinder the Fund's ability to meet its daily investment objective on or around that day.

- **Rebalancing Risk** — If for any reason the Fund is unable to rebalance all or a portion of its portfolio, or if all or a portion of the portfolio is rebalanced incorrectly, the Fund's investment exposure may not be consistent with the Fund's investment objective. In these instances, the Fund may have investment exposure to the Index that is significantly greater or less than its stated multiple. As a result, the Fund may be more exposed to leverage risk than if it had been properly rebalanced and may not achieve its investment objective.
- **Counterparty Risk** — Investing in derivatives and repurchase agreements involves entering into contracts with third parties (i.e., counterparties). The use of derivatives involves risks that are different from those associated with ordinary portfolio securities transactions. The Fund will be subject to credit risk (i.e., the risk that a counterparty is or is perceived to be unwilling or unable to make timely payments or otherwise meet its contractual obligations) with respect to the amount it expects to receive from counterparties to derivatives and repurchase agreements entered into by the Fund. If a counterparty becomes bankrupt or fails to perform its obligations, or if any collateral posted by the counterparty for the benefit of the Fund is insufficient or there are delays in the Fund's ability to access such collateral, the value of an investment in the Fund may decline.
- **Banks Industry Risk** — The risks of investments in the industry include: extensive governmental regulation and/or nationalization that affects the scope of their activities, the prices they can charge and the amount of capital they must maintain; adverse effects on profitability due to increases in interest rates or loan losses (which usually increase in economic downturns, which could lead to insolvency or other negative consequences); severe price competition; economic conditions; credit rating downgrades; and increased inter-sector consolidation and competition. This sector has experienced significant losses in the recent past, and the impact of more stringent capital requirements and of recent or future regulation on any individual bank or on the sector as a whole cannot be predicted. The banks industry may also be affected by risks that affect the broader financial services industry.
- **Equity and Market Risk** — Equity markets are volatile, and the value of securities, swaps, futures and other instruments correlated with equity markets may fluctuate dramatically from day to day. Equity markets are subject to corporate, political, regulatory, market and economic developments, as well as developments that impact specific economic sectors, industries or segments of the market. Further, stocks in the Index may underperform other equity investments. Volatility in the markets and/or market developments may cause the value of an investment in the Fund to decrease over short or long periods of time.
- **Concentration and Focused Investing** — The Index may concentrate (i.e., composed of securities that represent 25 percent or more of the value of the Index) or focus (i.e., composed of securities that represent a substantial portion of its value, but less than 25 percent) in an industry or group of industries. The Fund will allocate its investments to approximately the same extent as the Index. As a result, the Fund may be subject to greater market fluctuations than a fund that is more broadly invested across industries. Financial, economic, business, regulatory conditions, and other developments affecting issuers in a particular industry or group of industries will have a greater effect on the Fund, and if securities of the particular industry or group of industries as a group fall out of favor, the Fund could underperform, or its net asset value may be more volatile than, funds that have greater industry diversification.
- **Exposure to Large-Cap Company Investment Risk** — Although returns on investments in large-cap companies are often perceived as being less volatile than the returns of companies with smaller market capitalizations, the return on large-cap securities could trail the returns on investments in smaller and mid-sized companies for a number of reasons. For example, large-cap companies may be unable to respond quickly to new competitive challenges, such as changes in technology, and also may not be able to attain the high growth rate of successful smaller companies.
- **Natural Disaster/Epidemic Risk** — Natural or environmental disasters, such as earthquakes, fires, floods, hurricanes, tsunamis and other severe weather-related phenomena generally, and widespread disease, including pandemics and epidemics (for example, the novel coronavirus COVID-19), have been and can be highly disruptive to economies and markets and have recently led, and may continue to lead, to increased market volatility and significant market losses. Such natural disaster and health crises could exacerbate political, social, and economic risks, and result in significant breakdowns, delays, shutdowns, social isolation, and other disruptions to important global, local and regional supply chains affected, with potential corresponding results on the operating performance of the Fund and its investments. A climate of uncertainty and panic, including the contagion of infectious viruses or diseases, may adversely affect global, regional, and local economies and reduce the availability of potential investment opportunities, and increases the difficulty of performing due diligence and modeling market conditions, potentially reducing the accuracy of financial projections. Under these circumstances, the Fund may have difficulty achieving its investment objectives which may adversely impact Fund performance. Further, such events can be highly disruptive to economies and markets, significantly disrupt the operations of individual companies (including, but not limited to, the Fund's investment advisor, third party service providers, and

counterparties), sectors, industries, markets, securities and commodity exchanges, currencies, interest and inflation rates, credit ratings, investor sentiment, and other factors affecting the value of the Fund's investments. These factors can cause substantial market volatility, exchange trading suspensions and closures, changes in the availability of and the margin requirements for certain instruments, and can impact the ability of the Fund to complete redemptions and otherwise affect Fund performance and Fund trading in the secondary market. A widespread crisis would also affect the global economy in ways that cannot necessarily be foreseen. How long such events will last and whether they will continue or recur cannot be predicted. Impacts from these could have a significant impact on the Fund's performance, resulting in losses to your investment.

• **Risk that Current Assumptions and Expectations Could Become Outdated As a Result of Global Economic Shock** —

The onset of the novel coronavirus (COVID-19) has caused significant shocks to global financial markets and economies, with many governments taking extreme actions to slow and contain the spread of COVID-19. These actions have had, and likely will continue to have, a severe economic impact on global economies as economic activity in some instances has essentially ceased. Financial markets across the globe are experiencing severe distress at least equal to what was experienced during the global financial crisis in 2008. In March 2020, U.S. equity markets entered a bear market in the fastest such move in the history of U.S. financial markets. During much of 2020, the unemployment rate in the U.S. has been extremely high by historical standards. It is not possible to predict when unemployment and market conditions will return to more normal levels. The global economic shocks being experienced as of the date hereof may cause the underlying assumptions and expectations of the Fund to become outdated quickly or inaccurate, resulting in significant losses.

• **Non-Diversification Risk** — The Fund is classified as “non-diversified” under the Investment Company Act of 1940, as amended (“1940 Act”). This means it has the ability to invest a relatively high percentage of its assets in the securities of a small number of issuers or in financial instruments with a single counterparty or a few counterparties. This may increase the Fund's volatility and increase the risk that the Fund's performance will decline based on the performance of a single issuer or the credit of a single counterparty.

• **Index Performance Risk** — The Index maintained by a third party provider unaffiliated with the Fund or ProFund Advisors. There can be no guarantee or assurance that the methodology used by the third party provider to create the Index will result in the Fund achieving positive returns. Further, there can be no guarantee that the methodology underlying the Index or the daily calculation of the Index will be free from error. It is also possible that the value of the

Index may be subject to intentional manipulation by third-party market participants. The Index used by the Fund may underperform other asset classes and may underperform other similar indices. Each of these factors could have a negative impact on the performance of the Fund.

• **Active Investor Risk** — The Fund permits short-term trading of its securities. A significant portion of assets invested in the Fund may come from professional money managers and investors who use the Fund as part of active trading or tactical asset allocation strategies. These strategies often call for frequent trading to take advantage of anticipated changes in market conditions, which could increase portfolio turnover and may result in additional costs for the Fund. In addition, large movements of assets into and out of the Fund may have a negative impact on the Fund's ability to achieve its investment objective or maintain a consistent level of operating expenses. In certain circumstances, the Fund's expense ratio may vary from current estimates or the historical ratio disclosed in this Prospectus.

• **Early Close/Late Close/Trading Halt Risk** — An exchange or market may close early, close late or issue trading halts on specific securities or financial instruments. As a result, the ability to trade certain securities or financial instruments may be restricted, which may result in the Fund being unable to trade those and other related financial instruments at all. In these circumstances, the Fund may be unable to rebalance its portfolio, may be unable to accurately price its investments and/or may incur substantial trading losses.

• **Liquidity Risk** — In certain circumstances, such as the disruption of the orderly markets for the financial instruments in which the Fund invests, the Fund might not be able to acquire or dispose of certain holdings quickly or at prices that represent true market value in the judgment of ProFund Advisors. Markets for the financial instruments in which the Fund invests may be disrupted by a number of events, including but not limited to economic crises, political crises, health crises, natural disasters, excessive volatility, new legislation, or regulatory changes inside or outside of the U.S. For example, regulation limiting the ability of certain financial institutions to invest in certain financial instruments would likely reduce the liquidity of those instruments. These situations may prevent the Fund from limiting losses, realizing gains or achieving a high leveraged correlation with the Index.

• **Portfolio Turnover Risk** — The Fund may incur high portfolio turnover to manage the Fund's investment exposure. Additionally, active trading of the Fund's shares may cause more frequent purchase and sales activities that could, in certain circumstances, increase the number of portfolio transactions. High levels of portfolio transactions increase brokerage and other transaction costs and may result in increased taxable capital gains. Each of these factors could have a negative impact on the performance of the Fund.

• **Tax Risk** — In order to qualify for the special tax treatment accorded a regulated investment company (“RIC”) and its shareholders, the Fund must derive at least 90% of its gross income for each taxable year from “qualifying income,” meet certain asset diversification tests at the end of each taxable quarter, and meet annual distribution requirements. The Fund’s pursuit of its investment strategies will potentially be limited by the Fund’s intention to qualify for such treatment and could adversely affect the Fund’s ability to so qualify. The Fund can make certain investments, the treatment of which for these purposes is unclear. If, in any year, the Fund were to fail to qualify for the special tax treatment accorded a RIC and its shareholders, and were ineligible to or were not to cure such failure, the Fund would be taxed in the same manner as an ordinary corporation subject to U.S. federal income tax on all its income at the fund level. The resulting taxes could substantially reduce the Fund’s net assets and the amount of income available for distribution. In addition, in order to requalify for taxation as a RIC, the Fund could be required to recognize unrealized gains, pay substantial taxes and interest, and make certain distributions. Please see the Statement of Additional Information for more information.

• **Valuation Risk** — In certain circumstances (e.g., if ProFund Advisors believes market quotations do not accurately reflect the fair value of an investment, or a trading halt closes an exchange or market early), ProFund Advisors may, in its sole discretion, choose to determine a fair value price as the basis for determining the market value of such investment for such day. The fair value of an investment determined by ProFund Advisors may be different from other value determinations of the same investment. Portfolio investments that are valued using techniques other than market quotations, including “fair valued” investments, may be subject to greater fluctuation in their value from one day to the next than would be the case if market quotations were used. In addition, there is no assurance that the Fund could sell a portfolio investment for the value established for it at any time, and it is possible that the Fund would incur a loss because a portfolio investment is sold at a discount to its established value.

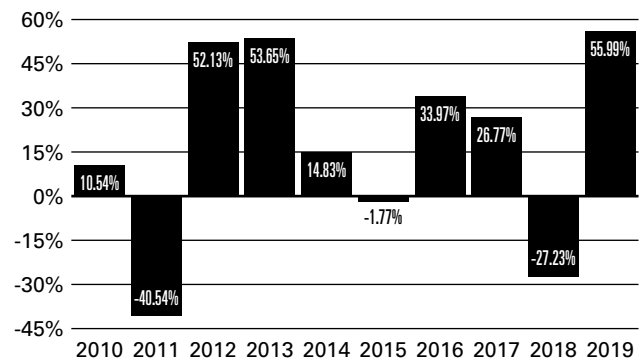
Please see “Investment Objectives, Principal Investment Strategies and Related Risks” in the Fund’s Prospectus for additional details.

Investment Results

The bar chart below shows how the Fund’s investment results for Investor Class shares have varied from year to year, and the table shows how the Fund’s average annual total returns for various periods compare with different broad measures of market performance. Performance for Service Class shares would differ to the extent their fees and expenses differ. This information provides some indication of the risks of investing in the Fund. In addition, the Fund’s performance information reflects applicable fee waivers and/or expense limitations, if any, in effect during the periods presented. Absent such fee waivers/expense

limitations, if any, performance would have been lower. Past results (before and after taxes) are not predictive of future results. Updated information on the Fund’s results can be obtained by visiting the Fund’s website (www.profund.com).

Annual Returns as of December 31



Best Quarter (ended 3/31/2012): **47.87%**

Worst Quarter (ended 9/30/2011): **-39.34%**

The year-to-date return as of the most recent quarter, which ended September 30, 2020, was -54.67%.

Average Annual Total Returns

As of December 31, 2019

	One Year	Five Years	Ten Years	Inception Date
Investor Class Shares				9/4/2001
– Before Taxes	55.99%	13.62%	12.82%	
– After Taxes on Distributions	55.85%	13.52%	12.77%	
– After Taxes on Distributions and Sale of Shares	33.25%	10.92%	10.77%	
Service Class Shares	54.49%	12.48%	11.71%	9/4/2001
S&P 500^{®1}	31.49%	11.70%	13.56%	
Dow Jones U.S. BanksSM Index¹	38.86%	12.09%	11.78%	

1 Reflects no deduction for fees, expenses or taxes. Adjusted to reflect the reinvestment of dividends paid by issuers in the Index.

Average annual total returns are shown on a before- and after-tax basis for Investor Class shares only. After-tax returns for Service Class shares will vary. After-tax returns are calculated using the historical highest individual federal marginal income tax rates and do not reflect the impact of state and local taxes. Actual after-tax returns depend on an investor’s tax situation and may differ from those shown. After-tax returns shown are not relevant to investors who hold the Fund’s shares through tax-deferred arrangements, such as a retirement account. After-tax returns may exceed the return before taxes due to a tax benefit from realizing a capital loss on a sale of shares.

Annual returns are required to be shown and should not be interpreted as suggesting that the Fund should or should not be held for longer periods of time.

Management

The Fund is advised by ProFund Advisors. Michael Neches, Senior Portfolio Manager, and Tarak Davé, Portfolio Manager, have jointly and primarily managed the Fund since October 2013 and April 2018, respectively.

Purchase and Sale of Fund Shares

The **minimum initial investment** amounts for all classes, which may be waived at the discretion of the Fund, are:

- \$5,000 for accounts that list a financial professional.
- \$15,000 for self-directed accounts.

You may purchase, redeem or exchange Fund shares on any day which the New York Stock Exchange is open for business. Depending on where your account is held, you may redeem your shares by contacting your financial professional or the Fund by mail, telephone, wire transfer or on-line (www.profund.com).

Tax Information

The Fund's distributions generally are taxable, and will be taxed as ordinary income, qualified dividend income or capital gains,

unless you are investing through a tax-advantaged arrangement, such as a 401(k) plan or an individual retirement account. You may be taxed later upon withdrawal of monies from such tax-advantaged arrangements.

The Fund intends to distribute income, if any, and capital gains, if any, at least annually.

Payments to Broker-Dealers and Other Financial Intermediaries

If you purchase Fund shares through a financial intermediary, such as a broker-dealer or investment adviser, the Fund and its distributor may pay the intermediary for the sale of Fund shares and related services. These payments may create a conflict of interest by influencing the broker-dealer or other financial intermediary to recommend the Fund over another investment. Ask your financial intermediary or visit your financial intermediary's website for more information.

Important Information About the Fund

Basic Materials UltraSector ProFund (the “Fund”) seeks daily investment results, before fees and expenses, that correspond to one and one-half times (1.5x) the return of the Dow Jones U.S. Basic MaterialsSM Index (the “Index”) **for a single day**, not for any other period. A “single day” is measured from the time the Fund calculates its net asset value (“NAV”) to the time of the Fund’s next NAV calculation. **The return of the Fund for periods longer than a single day will be the result of its return for each day compounded over the period. The Fund’s returns for periods longer than a single day will very likely differ in amount, and possibly even direction, from the Fund’s stated multiple (1.5x) times the return of the Index for the same period. For periods longer than a single day, the Fund will lose money if the Index’s performance is flat, and it is possible that the Fund will lose money even if the level of the Index rises.** Longer holding periods, higher Index volatility, and greater leveraged exposure each exacerbate the impact of compounding on an investor’s returns. During periods of higher Index volatility, the volatility of the Index may affect the Fund’s return as much as or more than the return of the Index.

The Fund presents different risks than other types of funds. The Fund uses leverage and is riskier than similarly benchmarked funds that do not use leverage. The Fund may not be suitable for all investors and should be used only by knowledgeable investors who understand the consequences of seeking daily leveraged (1.5x) investment results, including the impact of compounding on Fund performance. Investors in the Fund should actively manage and monitor their investments, as frequently as daily. An investor in the Fund could potentially lose the full principal value of their investment within a single day.

Investment Objective

The Fund seeks daily investment results, before fees and expenses, that correspond to one and one-half times (1.5x) the daily performance of the Index. **The Fund does not seek to achieve its stated investment objective over a period of time greater than a single day.**

Fees and Expenses of the Fund

The table below describes the fees and expenses that you may pay if you buy, hold, and sell shares of the Fund. You may pay other fees, such as brokerage commissions and other fees to financial intermediaries, which are not reflected in the tables and examples below.

Shareholder Fees

(fees paid directly from your investment)

Wire Fee \$10

Annual Fund Operating Expenses

(expenses that you pay each year as a percentage of the value of your investment)

	Investor Class	Service Class
Investment Advisory Fees	0.75%	0.75%
Distribution and Service (12b-1) Fees	0.00%	1.00%
Other Expenses	1.68%	1.68%

Total Annual Fund Operating Expenses Before Fee Waivers and Expense Reimbursements

	2.43%	3.43%
Fee Waivers/Reimbursements ¹	-0.65%	-0.65%

Total Annual Fund Operating Expenses After Fee Waivers and Expense Reimbursements

1.78%	2.78%
--------------	--------------

¹ ProFund Advisors LLC (“ProFund Advisors”) has contractually agreed to waive Investment Advisory and Management Services Fees and to reimburse Other Expenses to the extent Total Annual Fund Operating Expenses Before Fee Waivers and Expense Reimbursements, as a percentage of average daily net assets, exceed 1.78% for Investor Class shares and 2.78% for Service Class shares through November 30, 2021. After such date, the expense limitation may be terminated or revised by ProFund Advisors. Amounts waived or reimbursed in a particular contractual period may be recouped by ProFund Advisors within three years of the end of that contractual period, however, such recoupment will be limited to the lesser of any expense limitation in place at the time of recoupment or the expense limitation in place at the time of waiver or reimbursement.

Example: This example is intended to help you compare the cost of investing in the Fund with the cost of investing in other funds.

The example assumes that you invest \$10,000 in the Fund for the time periods indicated and then redeem all of your shares at the end of each period. The example also assumes that your investment has a 5% return each year and that the Fund’s operating expenses remain the same, except that the fee waiver/expense reimbursement is assumed only to pertain to the first year. Although your actual costs may be higher or lower, based on these assumptions your approximate costs would be:

	1Year	3Years	5Years	10Years
Investor Class	\$181	\$695	\$1,237	\$2,717
Service Class	\$281	\$993	\$1,728	\$3,669

The Fund pays transaction and financing costs associated with the purchase and sale of securities and derivatives. These costs are not reflected in the table or the example above.

Portfolio Turnover

The Fund pays transaction costs, such as commissions, when it buys and sells securities (or “turns over” its portfolio). A higher portfolio turnover rate may indicate higher transaction costs and may result in higher taxes when the Fund’s shares are held in a taxable account. These costs, which are not reflected in the Annual Fund Operating Expenses or in the example above, affect the Fund’s performance. During the most recent fiscal year, the Fund’s annual portfolio turnover rate was 62% of the average value of its entire portfolio. This portfolio turnover rate is calculated without regard to cash instruments or derivatives transactions. If such transactions were included, the Fund’s portfolio turnover rate would be significantly higher.

Principal Investment Strategies

The Fund invests in financial instruments that ProFund Advisors believes, in combination, should produce daily returns consistent with the Fund’s investment objective.

The Index is constructed and maintained by S&P Dow Jones Indices LLC. The Index seeks to measure the performance of certain companies in the basic materials industry of the U.S. equity market. Component companies are involved in the production of aluminum, steel, non-ferrous metals, commodity chemicals, specialty chemicals, forest products, paper products, as well as the mining of precious metals and coal. The Index is published under the Bloomberg ticker symbol “DJUSBM.”

The Fund will invest principally in the financial instruments set forth below. The Fund expects that its cash balances maintained in connection with the use of financial instruments will typically be held in money market instruments.

- **Equity Securities** — The Fund invests in common stock issued by public companies.
- **Derivatives** — The Fund invests in derivatives, which are financial instruments whose value is derived from the value of an underlying asset or assets, such as stocks, bonds, funds (including exchange-traded funds (“ETFs”)), interest rates or indexes. The Fund invests in derivatives as a substitute for investing directly in securities in order to seek returns for a single day that are leveraged (1.5x) to the returns of the Index for that day. These derivatives principally include:
 - **Swap Agreements** — Contracts entered into primarily with major global financial institutions for a specified period ranging from a day to more than one year. In a standard “swap” transaction, two parties agree to exchange the return (or differentials in rates of return) earned or realized on particular predetermined investments or instruments. The gross return to be exchanged or “swapped” between the parties is calculated with respect to a “notional amount,” e.g., the return on or change in value of a particular dollar amount invested in a “basket” of securities or an ETF representing a particular index.

- **Money Market Instruments** — The Fund invests in short-term cash instruments that have a remaining maturity of 397 days or less and exhibit high quality credit profiles, for example:

- **U.S. Treasury Bills** — U.S. government securities that have initial maturities of one year or less, and are supported by the full faith and credit of the U.S. government.
- **Repurchase Agreements** — Contracts in which a seller of securities, usually U.S. government securities or other money market instruments, agrees to buy the securities back at a specified time and price. Repurchase agreements are primarily used by the Fund as a short-term investment vehicle for cash positions.

ProFund Advisors uses a mathematical approach to investing. Using this approach, ProFund Advisors determines the type, quantity and mix of investment positions that it believes, in combination, the Fund should hold to produce daily returns consistent with the daily Fund’s investment objective. The Fund may invest in or gain exposure to only a representative sample of the securities in the Index or to securities not contained in the Index or in financial instruments, with the intent of obtaining exposure with aggregate characteristics similar to those of a multiple of the single day returns of the Index. In managing the assets of the Fund, ProFund Advisors does not invest the assets of the Fund in securities or financial instruments based on ProFund Advisors’ view of the investment merit of a particular security, instrument, or company, nor does it conduct conventional investment research or analysis or forecast market movement or trends. The Fund seeks to remain fully invested at all times in securities and/or financial instruments that, in combination, provide leveraged exposure to the single day returns of the Index, consistent with its investment objective, without regard to market conditions, trends or direction. The Fund seeks investment results for a single day only, measured as the time the Fund calculates its NAV to the next time the Fund calculates its NAV, and not for any other period.

The Fund seeks to engage in daily rebalancing to position its portfolio so that its exposure to the Index is consistent with the Fund’s daily investment objective. The time and manner in which the Fund rebalances its portfolio may vary from day to day at the discretion of ProFund Advisors, depending on market conditions and other circumstances. The Index’s movements during the day will affect whether the Fund’s portfolio needs to be rebalanced. For example, if the Index has risen on a given day, net assets of the Fund should rise (assuming there were no share redemptions). As a result, the Fund’s exposure will need to be increased. Conversely, if the Index has fallen on a given day, net assets of the Fund should fall (assuming there were no shares issued). As a result, the Fund’s exposure will need to be decreased.

Daily rebalancing and the compounding of each day's return over time means that the return of the Fund for a period longer than a single day will be the result of each day's returns compounded over the period, which will very likely differ in amount, and possibly even direction, from one and one-half times (1.5x) the return of the Index for the same period. The Fund will lose money if the Index's performance is flat over time, and the Fund can lose money regardless of the performance of the Index, as a result of daily rebalancing, the Index's volatility, compounding of each day's return and other factors. See "Principal Risks" below.

The Fund will concentrate or focus its investments in a particular industry or group of industries to approximately the same extent the Index is so concentrated or focused. As of July 31, 2020, the Index was concentrated in the materials industry group.

Please see "Investment Objectives, Principal Investment Strategies and Related Risks" in the Fund's Prospectus for additional details.

Principal Risks

You may lose the full principal value of your investment within a single day.

The principal risks described below are intended to provide information about the factors likely to have a significant adverse impact on the Fund's returns and consequently the value of an investment in the Fund. The risks are presented in an order intended to facilitate readability and their order does not imply that the realization of one risk is more likely to occur than another risk or likely to have a greater adverse impact than another risk.

- **Risks Associated with the Use of Derivatives** — Investing in derivatives may be considered aggressive and may expose the Fund to greater risks and may result in larger losses or smaller gains than investing directly in the reference asset(s) underlying those derivatives. These risks include counterparty risk, liquidity risk and increased correlation risk. When the Fund uses derivatives, there may be imperfect correlation between the value of the reference asset(s) underlying the derivative (e.g., the Index) and the derivative, which may prevent the Fund from achieving its investment objective. Because derivatives often require only a limited initial investment, the use of derivatives also may expose the Fund to losses in excess of those amounts initially invested. The Fund may use a combination of swaps on the Index and swaps on an ETF that is designed to track the performance of the Index. The performance of an ETF may not track the performance of the Index due to embedded costs and other factors. Thus, to the extent the Fund invests in swaps that use an ETF as the reference asset, the Fund may be subject to greater correlation risk and may not achieve as high a degree of correlation with the Index as it would if the Fund only used swaps on the Index. Moreover, with respect to the use of swap agreements, if the Index has a dramatic intraday move that causes a material decline in the Fund's net assets, the terms of a swap agreement between the Fund and its counterparty may permit

the counterparty to immediately close out the transaction with the Fund. In that event, the Fund may be unable to enter into another swap agreement or invest in other derivatives to achieve the desired exposure consistent with the Fund's investment objective. This, in turn, may prevent the Fund from achieving its investment objective, even if the Index reverses all or a portion of its intraday move by the end of the day. As a result, the value of an investment in the Fund may change quickly and without warning. Any costs associated with using derivatives will also have the effect of lowering the Fund's return.

- **Leverage Risk** — The Fund obtains investment exposure in excess of its assets in seeking to achieve its investment objective — a form of leverage — and will lose more money in market environments adverse to its daily objective than a similar fund that does not employ such leverage. The use of such leverage increases the risk of a total loss of an investor's investment. For example, because the Fund includes a multiplier of one and one-half times (1.5x) the Index, a single day movement in the Index approaching 67% at any point in the day could result in the total loss of an investor's investment if that movement is contrary to the investment objective of the Fund, even if the Index subsequently moves in an opposite direction, eliminating all or a portion of the earlier movement. This would be the case with any such single day movements in the Index, even if the Index maintains a level greater than zero at all times. In addition, the use of leverage may increase the volatility of the Fund and magnify any differences between the performance of the Fund and the Index.
- **Compounding Risk** — The Fund has a single day investment objective, and the Fund's performance for any other period is the result of its return for each day compounded over the period. The performance of the Fund for periods longer than a single day will very likely differ in amount, and possibly even direction, from one and one-half times (1.5x) the daily return of the Index for the same period, before accounting for fees and expenses. Compounding affects all investments, but has a more significant impact on a leveraged fund. This effect becomes more pronounced as Index volatility and holding periods increase. Fund performance for a period longer than a single day can be estimated given any set of assumptions for the following factors: (a) Index volatility; (b) Index performance; (c) period of time; (d) financing rates associated with leveraged exposure; (e) other Fund expenses; and (f) dividends or interest paid with respect to securities in the Index. The chart below illustrates the impact of two principal factors — Index volatility and Index performance — on Fund performance. The chart shows estimated Fund returns for a number of combinations of Index volatility and Index performance over a one-year period. Actual volatility, Index and Fund performance may differ significantly from the chart below. Performance shown in the chart assumes: (a) no dividends paid with respect to securities included in the

Index; (b) no Fund expenses; and (c) borrowing/lending rates (to obtain leveraged exposure) of zero percent. If Fund expenses and/or actual borrowing/lending rates were reflected, the Fund's performance would be different than shown.

Areas shaded darker represent those scenarios where the Fund can be expected to return less than one and one-half times (1.5x) the performance of the Index.

Estimated Fund Returns

Index Performance		One Year Volatility Rate				
One Year Index	One and One-Half Times (1.5x) the One Year Index					
		10%	25%	50%	75%	100%
-60%	-90.0%	-74.8%	-75.3%	-77.0%	-79.5%	-82.6%
-50%	-75.0%	-64.8%	-65.5%	-67.8%	-71.4%	-75.7%
-40%	-60.0%	-53.7%	-54.6%	-57.7%	-62.4%	-68.1%
-30%	-45.0%	-41.7%	-42.8%	-46.7%	-52.6%	-59.7%
-20%	-30.0%	-28.7%	-30.1%	-34.8%	-42.1%	-50.8%
-10%	-15.0%	-14.9%	-16.6%	-22.3%	-30.9%	-41.3%
0%	0.0%	-0.4%	-2.3%	-8.9%	-19.0%	-31.3%
10%	15.0%	14.9%	12.7%	5.0%	-6.6%	-20.7%
20%	30.0%	31.0%	28.4%	19.7%	6.5%	-9.7%
30%	45.0%	47.7%	44.8%	35.0%	20.0%	1.9%
40%	60.0%	65.0%	61.8%	50.8%	34.1%	13.8%
50%	75.0%	83.0%	79.5%	67.3%	48.8%	26.3%
60%	90.0%	101.6%	97.9%	84.3%	63.9%	39.1%

The foregoing table is intended to isolate the effect of Index volatility and Index performance on the return of the Fund and is not a representation of actual returns. For example, the Fund may incorrectly be expected to achieve a -30% return on a yearly basis if the Index return were -20%, absent the effects of compounding. As the table shows, with Index volatility of 50%, the Fund could be expected to return -34.8% under such a scenario. The Fund's actual returns may be significantly better or worse than the returns shown above as a result of any of the factors discussed above or in "Principal Risks — Correlation Risk" below.

The Index's annualized historical volatility rate for the five-year period ended July 31, 2020 was 23.50%. The Index's highest July to July volatility rate during the five-year period was 38.39% (July 31, 2020). The Index's annualized total return performance for the five-year period ended July 31, 2020 was 7.29%. Historical Index volatility and performance are not indications of what the Index volatility and performance will be in the future. The volatility of U.S. exchange-traded securities or instruments that reflect the value of the Index may differ from the volatility of the Index.

For additional graphs and charts demonstrating the effects of Index volatility and Index performance on the long-term performance of the Fund, see "Understanding the Risks and Long-Term Performance of Daily Objective

Funds — The Impact of Compounding" in the Fund's Prospectus and "Special Note Regarding the Correlation Risks of Geared Funds" in the Fund's Statement of Additional Information.

- **Correlation Risk** — A number of factors may affect the Fund's ability to achieve a high degree of leveraged correlation with the Index, and there is no guarantee that the Fund will achieve a high degree of leveraged correlation. Failure to achieve a high degree of leveraged correlation may prevent the Fund from achieving its investment objective, and the percentage change of the Fund's NAV each day may differ, perhaps significantly in amount, and possibly even direction, from one and one-half times (1.5x) the percentage change of the Index on such day.

In order to achieve a high degree of leveraged correlation with the Index, the Fund seeks to rebalance its portfolio daily to keep exposure consistent with its investment objective. Being materially under- or overexposed to the Index may prevent the Fund from achieving a high degree of leveraged correlation with the Index and may expose the Fund to greater leverage risk. Market disruptions or closure, regulatory restrictions, market volatility, illiquidity in the markets for the financial instruments in which the Fund invests, and other factors will adversely affect the Fund's ability to adjust exposure to requisite levels. The target amount of portfolio exposure is impacted dynamically by the Index's movements, including intraday movements. Because of this, it is unlikely that the Fund will have perfect leveraged (1.5x) exposure during the day or at the end of each day and the likelihood of being materially under- or overexposed is higher on days when the Index is volatile, particularly when the Index is volatile at or near the close of the trading day.

A number of other factors may also adversely affect the Fund's leveraged correlation with the Index, including fees, expenses, transaction costs, financing costs associated with the use of derivatives, income items, valuation methodology, accounting standards and disruptions or illiquidity in the markets for the securities or financial instruments in which the Fund invests. The Fund may not have investment exposure to all of the securities in the Index, or its weighting of investment exposure to securities may be different from that of the Index. In addition, the Fund may invest in securities not included in the Index. The Fund may take or refrain from taking positions in order to improve tax efficiency, comply with regulatory restrictions, or for other reasons, each of which may negatively affect the Fund's correlation with the Index. The Fund may also be subject to large movements of assets into and out of the Fund, potentially resulting in the Fund being under- or overexposed to the Index and may be impacted by Index reconstitutions and Index rebalancing events. Additionally, the Fund's underlying investments and/or reference assets may trade on markets that may not be open on the same day as the Fund, which may cause a difference between the changes in the daily performance of the Fund and

changes in the level of the Index. Any of these factors could decrease correlation between the performance of the Fund and the Index and may hinder the Fund's ability to meet its daily investment objective on or around that day.

- **Rebalancing Risk** — If for any reason the Fund is unable to rebalance all or a portion of its portfolio, or if all or a portion of the portfolio is rebalanced incorrectly, the Fund's investment exposure may not be consistent with the Fund's investment objective. In these instances, the Fund may have investment exposure to the Index that is significantly greater or less than its stated multiple. As a result, the Fund may be more exposed to leverage risk than if it had been properly rebalanced and may not achieve its investment objective.
- **Counterparty Risk** — Investing in derivatives and repurchase agreements involves entering into contracts with third parties (i.e., counterparties). The use of derivatives involves risks that are different from those associated with ordinary portfolio securities transactions. The Fund will be subject to credit risk (i.e., the risk that a counterparty is or is perceived to be unwilling or unable to make timely payments or otherwise meet its contractual obligations) with respect to the amount it expects to receive from counterparties to derivatives and repurchase agreements entered into by the Fund. If a counterparty becomes bankrupt or fails to perform its obligations, or if any collateral posted by the counterparty for the benefit of the Fund is insufficient or there are delays in the Fund's ability to access such collateral, the value of an investment in the Fund may decline.
- **Materials Industry Risk** — The risks of investments in the industry include: adverse effects from commodity price volatility, exchange rates, import controls and increased competition; the possibility that production of industrial materials will exceed demand as a result of overbuilding or economic downturns, leading to poor investment returns; risk for environmental damage and product liability claims; and adverse effects from depletion of resources, technical progress, labor relations and government regulations.
- **Equity and Market Risk** — Equity markets are volatile, and the value of securities, swaps, futures and other instruments correlated with equity markets may fluctuate dramatically from day to day. Equity markets are subject to corporate, political, regulatory, market and economic developments, as well as developments that impact specific economic sectors, industries or segments of the market. Further, stocks in the Index may underperform other equity investments. Volatility in the markets and/or market developments may cause the value of an investment in the Fund to decrease over short or long periods of time.
- **Concentration and Focused Investing** — The Index may concentrate (i.e., composed of securities that represent 25 percent or more of the value of the Index) or focus (i.e., composed of securities that represent a substantial portion of its value, but less than 25 percent) in an industry or group of

industries. The Fund will allocate its investments to approximately the same extent as the Index. As a result, the Fund may be subject to greater market fluctuations than a fund that is more broadly invested across industries. Financial, economic, business, regulatory conditions, and other developments affecting issuers in a particular industry or group of industries will have a greater effect on the Fund, and if securities of the particular industry or group of industries as a group fall out of favor, the Fund could underperform, or its net asset value may be more volatile than, funds that have greater industry diversification.

- **Exposure to Large-Cap Company Investment Risk** — Although returns on investments in large-cap companies are often perceived as being less volatile than the returns of companies with smaller market capitalizations, the return on large-cap securities could trail the returns on investments in smaller and mid-sized companies for a number of reasons. For example, large-cap companies may be unable to respond quickly to new competitive challenges, such as changes in technology, and also may not be able to attain the high growth rate of successful smaller companies.
- **Natural Disaster/Epidemic Risk** — Natural or environmental disasters, such as earthquakes, fires, floods, hurricanes, tsunamis and other severe weather-related phenomena generally, and widespread disease, including pandemics and epidemics (for example, the novel coronavirus COVID-19), have been and can be highly disruptive to economies and markets and have recently led, and may continue to lead, to increased market volatility and significant market losses. Such natural disaster and health crises could exacerbate political, social, and economic risks, and result in significant breakdowns, delays, shutdowns, social isolation, and other disruptions to important global, local and regional supply chains affected, with potential corresponding results on the operating performance of the Fund and its investments. A climate of uncertainty and panic, including the contagion of infectious viruses or diseases, may adversely affect global, regional, and local economies and reduce the availability of potential investment opportunities, and increases the difficulty of performing due diligence and modeling market conditions, potentially reducing the accuracy of financial projections. Under these circumstances, the Fund may have difficulty achieving its investment objectives which may adversely impact Fund performance. Further, such events can be highly disruptive to economies and markets, significantly disrupt the operations of individual companies (including, but not limited to, the Fund's investment advisor, third party service providers, and counterparties), sectors, industries, markets, securities and commodity exchanges, currencies, interest and inflation rates, credit ratings, investor sentiment, and other factors affecting the value of the Fund's investments. These factors can cause substantial market volatility, exchange trading suspensions and closures, changes in the availability of and the margin

requirements for certain instruments, and can impact the ability of the Fund to complete redemptions and otherwise affect Fund performance and Fund trading in the secondary market. A widespread crisis would also affect the global economy in ways that cannot necessarily be foreseen. How long such events will last and whether they will continue or recur cannot be predicted. Impacts from these could have a significant impact on the Fund's performance, resulting in losses to your investment.

• **Risk that Current Assumptions and Expectations Could Become Outdated As a Result of Global Economic Shock** —

The onset of the novel coronavirus (COVID-19) has caused significant shocks to global financial markets and economies, with many governments taking extreme actions to slow and contain the spread of COVID-19. These actions have had, and likely will continue to have, a severe economic impact on global economies as economic activity in some instances has essentially ceased. Financial markets across the globe are experiencing severe distress at least equal to what was experienced during the global financial crisis in 2008. In March 2020, U.S. equity markets entered a bear market in the fastest such move in the history of U.S. financial markets. During much of 2020, the unemployment rate in the U.S. has been extremely high by historical standards. It is not possible to predict when unemployment and market conditions will return to more normal levels. The global economic shocks being experienced as of the date hereof may cause the underlying assumptions and expectations of the Fund to become outdated quickly or inaccurate, resulting in significant losses.

• **Non-Diversification Risk** — The Fund is classified as “non-diversified” under the Investment Company Act of 1940, as amended (“1940 Act”). This means it has the ability to invest a relatively high percentage of its assets in the securities of a small number of issuers or in financial instruments with a single counterparty or a few counterparties. This may increase the Fund's volatility and increase the risk that the Fund's performance will decline based on the performance of a single issuer or the credit of a single counterparty.

• **Index Performance Risk** — The Index maintained by a third party provider unaffiliated with the Fund or ProFund Advisors. There can be no guarantee or assurance that the methodology used by the third party provider to create the Index will result in the Fund achieving positive returns. Further, there can be no guarantee that the methodology underlying the Index or the daily calculation of the Index will be free from error. It is also possible that the value of the Index may be subject to intentional manipulation by third-party market participants. The Index used by the Fund may underperform other asset classes and may underperform other similar indices. Each of these factors could have a negative impact on the performance of the Fund.

• **Active Investor Risk** — The Fund permits short-term trading of its securities. A significant portion of assets invested in the

Fund may come from professional money managers and investors who use the Fund as part of active trading or tactical asset allocation strategies. These strategies often call for frequent trading to take advantage of anticipated changes in market conditions, which could increase portfolio turnover and may result in additional costs for the Fund. In addition, large movements of assets into and out of the Fund may have a negative impact on the Fund's ability to achieve its investment objective or maintain a consistent level of operating expenses. In certain circumstances, the Fund's expense ratio may vary from current estimates or the historical ratio disclosed in this Prospectus.

• **Early Close/Late Close/Trading Halt Risk** — An exchange or market may close early, close late or issue trading halts on specific securities or financial instruments. As a result, the ability to trade certain securities or financial instruments may be restricted, which may result in the Fund being unable to trade those and other related financial instruments at all. In these circumstances, the Fund may be unable to rebalance its portfolio, may be unable to accurately price its investments and/or may incur substantial trading losses.

• **Liquidity Risk** — In certain circumstances, such as the disruption of the orderly markets for the financial instruments in which the Fund invests, the Fund might not be able to acquire or dispose of certain holdings quickly or at prices that represent true market value in the judgment of ProFund Advisors. Markets for the financial instruments in which the Fund invests may be disrupted by a number of events, including but not limited to economic crises, political crises, health crises, natural disasters, excessive volatility, new legislation, or regulatory changes inside or outside of the U.S. For example, regulation limiting the ability of certain financial institutions to invest in certain financial instruments would likely reduce the liquidity of those instruments. These situations may prevent the Fund from limiting losses, realizing gains or achieving a high leveraged correlation with the Index.

• **Portfolio Turnover Risk** — The Fund may incur high portfolio turnover to manage the Fund's investment exposure. Additionally, active trading of the Fund's shares may cause more frequent purchase and sales activities that could, in certain circumstances, increase the number of portfolio transactions. High levels of portfolio transactions increase brokerage and other transaction costs and may result in increased taxable capital gains. Each of these factors could have a negative impact on the performance of the Fund.

• **Tax Risk** — In order to qualify for the special tax treatment accorded a regulated investment company (“RIC”) and its shareholders, the Fund must derive at least 90% of its gross income for each taxable year from “qualifying income,” meet certain asset diversification tests at the end of each taxable quarter, and meet annual distribution requirements. The Fund's pursuit of its investment strategies will potentially be limited by the Fund's intention to qualify for such treatment and could adversely affect the Fund's ability to so qualify. The

Fund can make certain investments, the treatment of which for these purposes is unclear. If, in any year, the Fund were to fail to qualify for the special tax treatment accorded a RIC and its shareholders, and were ineligible to or were not to cure such failure, the Fund would be taxed in the same manner as an ordinary corporation subject to U.S. federal income tax on all its income at the fund level. The resulting taxes could substantially reduce the Fund's net assets and the amount of income available for distribution. In addition, in order to requalify for taxation as a RIC, the Fund could be required to recognize unrealized gains, pay substantial taxes and interest, and make certain distributions. Please see the Statement of Additional Information for more information.

- **Valuation Risk** — In certain circumstances (e.g., if ProFund Advisors believes market quotations do not accurately reflect the fair value of an investment, or a trading halt closes an exchange or market early), ProFund Advisors may, in its sole discretion, choose to determine a fair value price as the basis for determining the market value of such investment for such day. The fair value of an investment determined by ProFund Advisors may be different from other value determinations of the same investment. Portfolio investments that are valued using techniques other than market quotations, including "fair valued" investments, may be subject to greater fluctuation in their value from one day to the next than would be the case if market quotations were used. In addition, there is no assurance that the Fund could sell a portfolio investment for the value established for it at any time, and it is possible that the Fund would incur a loss because a portfolio investment is sold at a discount to its established value.

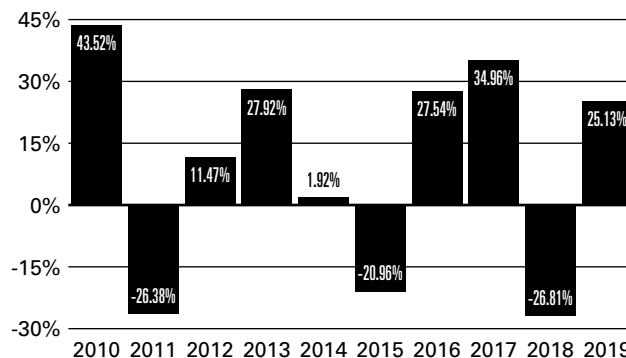
Please see "Investment Objectives, Principal Investment Strategies and Related Risks" in the Fund's Prospectus for additional details.

Investment Results

The bar chart below shows how the Fund's investment results for Investor Class shares have varied from year to year, and the table shows how the Fund's average annual total returns for various periods compare with different broad measures of market performance. Performance for Service Class shares would differ to the extent their fees and expenses differ. This information provides some indication of the risks of investing in the Fund. In addition, the Fund's performance information reflects applicable fee waivers and/or expense limitations, if any, in effect during the periods presented. Absent such fee waivers/expense limitations, if any, performance would have been lower. Past results (before and after taxes) are not predictive of future

results. Updated information on the Fund's results can be obtained by visiting the Fund's website (www.profund.com).

Annual Returns as of December 31



Best Quarter (ended 9/30/2010): **31.86%**

Worst Quarter (ended 9/30/2011): **-40.70%**

The year-to-date return as of the most recent quarter, which ended September 30, 2020, was -3.81%.

Average Annual Total Returns

As of December 31, 2019

	One Year	Five Years	Ten Years	Inception Date
Investor Class Shares				9/4/2001
– Before Taxes	25.13%	4.50%	6.70%	
– After Taxes on Distributions	25.13%	4.49%	6.70%	
– After Taxes on Distributions and Sale of Shares	14.88%	3.49%	5.42%	
Service Class Shares	23.86%	3.46%	5.65%	9/4/2001
S&P 500^{®1}	31.49%	11.70%	13.56%	
Dow Jones U.S. Basic MaterialsSM Index¹	19.76%	5.75%	7.41%	

1 Reflects no deduction for fees, expenses or taxes. Adjusted to reflect the reinvestment of dividends paid by issuers in the Index.

Average annual total returns are shown on a before- and after-tax basis for Investor Class shares only. After-tax returns for Service Class shares will vary. After-tax returns are calculated using the historical highest individual federal marginal income tax rates and do not reflect the impact of state and local taxes. Actual after-tax returns depend on an investor's tax situation and may differ from those shown. After-tax returns shown are not relevant to investors who hold the Fund's shares through tax-deferred arrangements, such as a retirement account. After-tax returns

may exceed the return before taxes due to a tax benefit from realizing a capital loss on a sale of shares.

Annual returns are required to be shown and should not be interpreted as suggesting that the Fund should or should not be held for longer periods of time.

Management

The Fund is advised by ProFund Advisors. Michael Neches, Senior Portfolio Manager, and Tarak Davé, Portfolio Manager, have jointly and primarily managed the Fund since October 2013 and April 2018, respectively.

Purchase and Sale of Fund Shares

The **minimum initial investment** amounts for all classes, which may be waived at the discretion of the Fund, are:

- \$5,000 for accounts that list a financial professional.
- \$15,000 for self-directed accounts.

You may purchase, redeem or exchange Fund shares on any day which the New York Stock Exchange is open for business. Depending on where your account is held, you may redeem your shares by contacting your financial professional or the Fund by mail, telephone, wire transfer or on-line (www.profunds.com).

Tax Information

The Fund's distributions generally are taxable, and will be taxed as ordinary income, qualified dividend income or capital gains, unless you are investing through a tax-advantaged arrangement, such as a 401(k) plan or an individual retirement account. You may be taxed later upon withdrawal of monies from such tax-advantaged arrangements.

The Fund intends to distribute income, if any, and capital gains, if any, at least annually.

Payments to Broker-Dealers and Other Financial Intermediaries

If you purchase Fund shares through a financial intermediary, such as a broker-dealer or investment adviser, the Fund and its distributor may pay the intermediary for the sale of Fund shares and related services. These payments may create a conflict of interest by influencing the broker-dealer or other financial intermediary to recommend the Fund over another investment. Ask your financial intermediary or visit your financial intermediary's website for more information.

Important Information About the Fund

Bear ProFund (the “Fund”) seeks daily investment results, before fees and expenses, that correspond to the inverse (-1x) of the return of the S&P 500[®] Index (the “Index”) **for a single day**, not for any other period. A “single day” is measured from the time the Fund calculates its net asset value (“NAV”) to the time of the Fund’s next NAV calculation. **The return of the Fund for periods longer than a single day will be the result of its return for each day compounded over the period. The Fund’s returns for periods longer than a single day will very likely differ in amount, and possibly even direction, from the Fund’s stated multiple (-1x) times the return of the Index for the same period. For periods longer than a single day, the Fund will lose money if the Index’s performance is flat, and it is possible that the Fund will lose money even if the level of the Index falls.** Longer holding periods, higher Index volatility, and greater inverse exposure each exacerbate the impact of compounding on an investor’s returns. During periods of higher Index volatility, the volatility of the Index may affect the Fund’s return as much as or more than the return of the Index.

The Fund presents different risks than other types of funds. The Fund may not be suitable for all investors and should be used only by knowledgeable investors who understand the consequences of seeking daily inverse (-1x) investment results, including the impact of compounding on Fund performance. Investors in the Fund should actively manage and monitor their investments, as frequently as daily. An investor in the Fund could potentially lose the full principal value of their investment within a single day.

Investment Objective

The Fund seeks daily investment results, before fees and expenses, that correspond to the inverse (-1x) of the daily performance of the Index. **The Fund does not seek to achieve its stated investment objective over a period of time greater than a single day.**

Fees and Expenses of the Fund

The table below describes the fees and expenses that you may pay if you buy, hold, and sell shares of the Fund. You may pay other fees, such as brokerage commissions and other fees to financial intermediaries, which are not reflected in the tables and examples below.

Shareholder Fees

(fees paid directly from your investment)

Wire Fee \$10

Annual Fund Operating Expenses

(expenses that you pay each year as a percentage of the value of your investment)

	Investor Class	Service Class
Investment Advisory Fees	0.75%	0.75%
Distribution and Service (12b-1) Fees	0.00%	1.00%
Other Expenses	1.11%	1.11%

Total Annual Fund Operating Expenses

Before Fee Waivers and Expense

Reimbursements	1.86%	2.86%
Fee Waivers/Reimbursements ¹	-0.08%	-0.08%

Total Annual Fund Operating Expenses

After Fee Waivers and Expense

Reimbursements	<u>1.78%</u>	<u>2.78%</u>
----------------	--------------	--------------

¹ ProFund Advisors LLC (“ProFund Advisors”) has contractually agreed to waive Investment Advisory and Management Services Fees and to reimburse Other Expenses to the extent Total Annual Fund Operating Expenses Before Fee Waivers and Expense Reimbursements, as a percentage of average daily net assets, exceed 1.78% for Investor Class shares and 2.78% for Service Class shares through November 30, 2021. After such date, the expense limitation may be terminated or revised by ProFund Advisors. Amounts waived or reimbursed in a particular contractual period may be recouped by ProFund Advisors within three years of the end of that contractual period, however, such recoupment will be limited to the lesser of any expense limitation in place at the time of recoupment or the expense limitation in place at the time of waiver or reimbursement.

Example: This example is intended to help you compare the cost of investing in the Fund with the cost of investing in other funds.

The example assumes that you invest \$10,000 in the Fund for the time periods indicated and then redeem all of your shares at the end of each period. The example also assumes that your investment has a 5% return each year and that the Fund’s operating expenses remain the same, except that the fee waiver/expense reimbursement is assumed only to pertain to the first year. Although your actual costs may be higher or lower, based on these assumptions your approximate costs would be:

	1 Year	3 Years	5 Years	10 Years
Investor Class	\$181	\$577	\$998	\$2,173
Service Class	\$281	\$878	\$1,501	\$3,180

The Fund pays transaction and financing costs associated with the purchase and sale of securities and derivatives. These costs are not reflected in the table or the example above.

Portfolio Turnover

The Fund pays transaction costs, such as commissions, when it buys and sells securities (or “turns over” its portfolio). A higher portfolio turnover rate may indicate higher transaction costs and may result in higher taxes when the Fund’s shares are held in a taxable account. These costs, which are not reflected in the Annual Fund Operating Expenses or in the example above, affect the Fund’s performance. During the most recent fiscal year, the Fund’s annual portfolio turnover rate was 0% of the average value of its entire portfolio. This portfolio turnover rate is calculated without regard to cash instruments or derivatives transactions. If such transactions were included, the Fund’s portfolio turnover rate would be significantly higher.

Principal Investment Strategies

The Fund invests in financial instruments that ProFund Advisors believes, in combination, should produce daily returns consistent with the Fund’s investment objective.

The Index is constructed and maintained by S&P Dow Jones Indices LLC. The Index is a measure of large-cap U.S. stock market performance. It is a float-adjusted, market capitalization-weighted index of 500 U.S. operating companies and real estate investment trusts selected through a process that factors in criteria such as liquidity, price, market capitalization and financial viability. The Index is published under the Bloomberg ticker symbol “SPX.”

The Fund will invest principally in the financial instruments set forth below. The Fund expects that its cash balances maintained in connection with the use of financial instruments will typically be held in money market instruments.

- **Derivatives** — The Fund invests in derivatives, which are financial instruments whose value is derived from the value of an underlying asset or assets, such as stocks, bonds, funds (including exchange-traded funds (“ETFs”)), interest rates or indexes. The Fund invests in derivatives as a substitute for directly shorting stocks in order to seek returns for a single day that are inverse (-1x) to the returns of the Index for that day. These derivatives principally include:
 - **Swap Agreements** — Contracts entered into primarily with major global financial institutions for a specified period ranging from a day to more than one year. In a standard “swap” transaction, two parties agree to exchange the return (or differentials in rates of return) earned or realized on particular predetermined investments or instruments. The gross return to be exchanged or “swapped” between the parties is calculated with respect to a “notional amount,” e.g., the

return on or change in value of a particular dollar amount invested in a “basket” of securities or an ETF representing a particular index.

- **Futures Contracts** — Standardized contracts traded on, or subject to the rules of, an exchange that call for the future delivery of a specified quantity and type of asset at a specified time and place or, alternatively, may call for cash settlement.
- **Money Market Instruments** — The Fund invests in short-term cash instruments that have a remaining maturity of 397 days or less and exhibit high quality credit profiles, for example:
 - **U.S. Treasury Bills** — U.S. government securities that have initial maturities of one year or less, and are supported by the full faith and credit of the U.S. government.
 - **Repurchase Agreements** — Contracts in which a seller of securities, usually U.S. government securities or other money market instruments, agrees to buy the securities back at a specified time and price. Repurchase agreements are primarily used by the Fund as a short-term investment vehicle for cash positions.

ProFund Advisors uses a mathematical approach to investing. Using this approach, ProFund Advisors determines the type, quantity and mix of investment positions that it believes, in combination, the Fund should hold to produce daily returns consistent with the daily Fund’s investment objective. The Fund may gain inverse exposure to only a representative sample of the securities in the Index or to securities not contained in the Index or in financial instruments, with the intent of obtaining exposure with aggregate characteristics similar to those of the inverse of the single day returns of the Index. In managing the assets of the Fund, ProFund Advisors does not invest the assets of the Fund in securities or financial instruments based on ProFund Advisors’ view of the investment merit of a particular security, instrument, or company, nor does it conduct conventional investment research or analysis or forecast market movement or trends. The Fund seeks to remain fully invested at all times in securities and/or financial instruments that, in combination, provide inverse exposure to the single day returns of the Index, consistent with its investment objective, without regard to market conditions, trends or direction. The Fund seeks investment results for a single day only, measured as the time the Fund calculates its NAV to the next time the Fund calculates its NAV, and not for any other period.

The Fund seeks to engage in daily rebalancing to position its portfolio so that its exposure to the Index is consistent with the Fund’s daily investment objective. The time and manner in which the Fund rebalances its portfolio may vary from day to day at the discretion of ProFund Advisors, depending on market conditions and other circumstances. The Index’s movements during the day will affect whether the Fund’s portfolio needs to be rebalanced. For example, if the Index has risen on a given day, net assets of

the Fund should fall (assuming there were no shares issued). As a result, the Fund's inverse exposure will need to be decreased. Conversely, if the Index has fallen on a given day, net assets of the Fund should rise (assuming there were no share redemptions). As a result, the Fund's inverse exposure will need to be increased.

Daily rebalancing and the compounding of each day's return over time means that the return of the Fund for a period longer than a single day will be the result of each day's returns compounded over the period, which will very likely differ in amount, and possibly even direction, from the inverse (-1x) of the return of the Index for the same period. The Fund will lose money if the Index's performance is flat over time, and the Fund can lose money regardless of the performance of the Index, as a result of daily rebalancing, the Index's volatility, compounding of each day's return and other factors. See "Principal Risks" below.

The Fund will concentrate or focus its investments in a particular industry or group of industries to approximately the same extent the Index is so concentrated or focused. As of July 31, 2020, the Index was concentrated in the information technology industry group.

Please see "Investment Objectives, Principal Investment Strategies and Related Risks" in the Fund's Prospectus for additional details.

Principal Risks

You may lose the full principal value of your investment within a single day.

The principal risks described below are intended to provide information about the factors likely to have a significant adverse impact on the Fund's returns and consequently the value of an investment in the Fund. The risks are presented in an order intended to facilitate readability and their order does not imply that the realization of one risk is more likely to occur than another risk or likely to have a greater adverse impact than another risk. While the realization of certain of the risks described herein may benefit the Fund because the Fund seeks daily investment results, before fees and expenses, that correspond to the inverse (-1x) of the daily return of the Index, such occurrences may introduce more volatility to the Fund, which could have a significant negative impact on Fund performance.

- **Risks Associated with the Use of Derivatives** — Investing in derivatives may be considered aggressive and may expose the Fund to greater risks and may result in larger losses or smaller gains than investing directly in the reference asset(s) underlying those derivatives. These risks include counterparty risk, liquidity risk and increased correlation risk. When the Fund uses derivatives, there may be imperfect correlation between the value of the reference asset(s) underlying the derivative (e.g., the Index) and the derivative, which may prevent the Fund from achieving its investment objective. Because derivatives often require only a limited initial investment, the use of derivatives also may expose the Fund to

losses in excess of those amounts initially invested. The Fund may use a combination of swaps on the Index and swaps on an ETF that is designed to track the performance of the Index. The performance of an ETF may not track the performance of the Index due to embedded costs and other factors. Thus, to the extent the Fund invests in swaps that use an ETF as the reference asset, the Fund may be subject to greater correlation risk and may not achieve as high a degree of correlation with the Index as it would if the Fund only used swaps on the Index. Moreover, with respect to the use of swap agreements, if the Index has a dramatic intraday move that causes a material decline in the Fund's net assets, the terms of a swap agreement between the Fund and its counterparty may permit the counterparty to immediately close out the transaction with the Fund. In that event, the Fund may be unable to enter into another swap agreement or invest in other derivatives to achieve the desired exposure consistent with the Fund's investment objective. This, in turn, may prevent the Fund from achieving its investment objective, even if the Index reverses all or a portion of its intraday move by the end of the day. As a result, the value of an investment in the Fund may change quickly and without warning. Any costs associated with using derivatives will also have the effect of lowering the Fund's return.

- **Leverage Risk** — Leverage increases the risk of a total loss of an investor's investment, may increase the volatility of the Fund, and may magnify any differences between the performance of the Fund and the Index.
- **Compounding Risk** — The Fund has a single day investment objective, and the Fund's performance for any other period is the result of its return for each day compounded over the period. The performance of the Fund for periods longer than a single day will very likely differ in amount, and possibly even direction, from the inverse (-1x) of the daily return of the Index for the same period, before accounting for fees and expenses. Compounding affects all investments, but has a more significant impact on an inverse fund. This effect becomes more pronounced as Index volatility and holding periods increase. Fund performance for a period longer than a single day can be estimated given any set of assumptions for the following factors: (a) Index volatility; (b) Index performance; (c) period of time; (d) financing rates associated with inverse exposure; (e) other Fund expenses; and (f) dividends or interest paid with respect to securities in the Index. The chart below illustrates the impact of two principal factors — Index volatility and Index performance — on Fund performance. The chart shows estimated Fund returns for a number of combinations of Index volatility and Index performance over a one-year period. Actual volatility, Index and Fund performance may differ significantly from the chart below. Performance shown in the chart assumes: (a) no dividends paid with respect to securities included in the Index; (b) no Fund expenses; and (c) borrowing/lending rates (to obtain inverse exposure) of zero percent. If Fund expenses and/or actual borrowing/lending rates were

reflected, the Fund's performance would be different than shown.

Areas shaded darker represent those scenarios where the Fund can be expected to return less than the inverse (-1x) of the performance of the Index.

Estimated Fund Returns

Index Performance		One Year Volatility Rate				
One Year Index	Inverse (-1x) of the One Year Index	10%	25%	50%	75%	100%
-60%	60%	147.5%	134.9%	94.7%	42.4%	-8.0%
-50%	50%	98.0%	87.9%	55.8%	14.0%	-26.4%
-40%	40%	65.0%	56.6%	29.8%	-5.0%	-38.7%
-30%	30%	41.4%	34.2%	11.3%	-18.6%	-47.4%
-20%	20%	23.8%	17.4%	-2.6%	-28.8%	-54.0%
-10%	10%	10.0%	4.4%	-13.5%	-36.7%	-59.1%
0%	0%	-1.0%	-6.1%	-22.1%	-43.0%	-63.2%
10%	-10%	-10.0%	-14.6%	-29.2%	-48.2%	-66.6%
20%	-20%	-17.5%	-21.7%	-35.1%	-52.5%	-69.3%
30%	-30%	-23.8%	-27.7%	-40.1%	-56.2%	-71.7%
40%	-40%	-29.3%	-32.9%	-44.4%	-59.3%	-73.7%
50%	-50%	-34.0%	-37.4%	-48.1%	-62.0%	-75.5%
60%	-60%	-38.1%	-41.3%	-51.3%	-64.4%	-77.0%

The foregoing table is intended to isolate the effect of Index volatility and Index performance on the return of the Fund and is not a representation of actual returns. For example, the Fund may incorrectly be expected to achieve a -20% return on a yearly basis if the Index return were 20%, absent the effects of compounding. As the table shows, with Index volatility of 50%, the Fund could be expected to return -35.1% under such a scenario. The Fund's actual returns may be significantly better or worse than the returns shown above as a result of any of the factors discussed above or in "Principal Risks — Correlation Risk" below.

The Index's annualized historical volatility rate for the five-year period ended July 31, 2020 was 19.50%. The Index's highest May to May volatility rate during the five-year period was 33.93% (July 31, 2020). The Index's annualized total return performance for the five-year period ended July 31, 2020 was 11.47%. Historical Index volatility and performance are not indications of what the Index volatility and performance will be in the future. The volatility of U.S. exchange-traded securities or instruments that reflect the value of the Index may differ from the volatility of the Index.

For additional graphs and charts demonstrating the effects of Index volatility and Index performance on the long-term performance of the Fund, see "Understanding the Risks and Long-Term Performance of Daily Objective Funds — The Impact of Compounding" in the Fund's Prospectus and "Special Note Regarding the Correlation

Risks of Geared Funds" in the Fund's Statement of Additional Information.

- **Correlation Risk** — A number of factors may affect the Fund's ability to achieve a high degree of inverse correlation with the Index, and there is no guarantee that the Fund will achieve a high degree of inverse correlation. Failure to achieve a high degree of inverse correlation may prevent the Fund from achieving its investment objective, and the percentage change of the Fund's NAV each day may differ, perhaps significantly in amount, and possibly even direction, from the inverse (-1x) of the percentage change of the Index on such day.

In order to achieve a high degree of inverse correlation with the Index, the Fund seeks to rebalance its portfolio daily to keep exposure consistent with its investment objective. Being materially under- or overexposed to the Index may prevent the Fund from achieving a high degree of inverse correlation with the Index and may expose the Fund to greater leverage risk. Market disruptions or closure, regulatory restrictions, market volatility, illiquidity in the markets for the financial instruments in which the Fund invests, and other factors will adversely affect the Fund's ability to adjust exposure to requisite levels. The target amount of portfolio exposure is impacted dynamically by the Index's movements, including intraday movements. Because of this, it is unlikely that the Fund will have perfect inverse (-1x) exposure during the day or at the end of each day and the likelihood of being materially under- or overexposed is higher on days when the Index is volatile, particularly when the Index is volatile at or near the close of the trading day.

A number of other factors may also adversely affect the Fund's inverse correlation with the Index, including fees, expenses, transaction costs, financing costs associated with the use of derivatives, income items, valuation methodology, accounting standards and disruptions or illiquidity in the markets for the securities or financial instruments in which the Fund invests. The Fund may not have investment exposure to all of the securities in the Index, or its weighting of investment exposure to securities may be different from that of the Index. In addition, the Fund may invest in securities not included in the Index. The Fund may take or refrain from taking positions in order to improve tax efficiency, comply with regulatory restrictions, or for other reasons, each of which may negatively affect the Fund's correlation with the Index. The Fund may also be subject to large movements of assets into and out of the Fund, potentially resulting in the Fund being under- or overexposed to the Index and may be impacted by Index reconstitutions and Index rebalancing events. Additionally, the Fund's underlying investments and/or reference assets may trade on markets that may not be open on the same day as the Fund, which may cause a difference between the changes in the daily performance of the Fund and

changes in the level of the Index. Any of these factors could decrease correlation between the performance of the Fund and the Index and may hinder the Fund's ability to meet its daily investment objective on or around that day.

- **Rebalancing Risk** — If for any reason the Fund is unable to rebalance all or a portion of its portfolio, or if all or a portion of the portfolio is rebalanced incorrectly, the Fund's investment exposure may not be consistent with the Fund's investment objective. In these instances, the Fund may have investment exposure to the Index that is significantly greater or less than its stated multiple. As a result, the Fund may be more exposed to leverage risk than if it had been properly rebalanced and may not achieve its investment objective.
- **Counterparty Risk** — Investing in derivatives and repurchase agreements involves entering into contracts with third parties (i.e., counterparties). The use of derivatives involves risks that are different from those associated with ordinary portfolio securities transactions. The Fund will be subject to credit risk (i.e., the risk that a counterparty is or is perceived to be unwilling or unable to make timely payments or otherwise meet its contractual obligations) with respect to the amount it expects to receive from counterparties to derivatives and repurchase agreements entered into by the Fund. If a counterparty becomes bankrupt or fails to perform its obligations, or if any collateral posted by the counterparty for the benefit of the Fund is insufficient or there are delays in the Fund's ability to access such collateral, the value of an investment in the Fund may decline.

The counterparty to a listed futures contract is the clearing organization for the listed future, which is held through a futures commission merchant ("FCM") acting on behalf of the Fund. Consequently, the counterparty risk on a listed futures contract is the creditworthiness of the FCM and the exchange's clearing corporation.

- **Short Sale Exposure Risk** — The Fund may seek inverse or "short" exposure through financial instruments, which would cause the Fund to be exposed to certain risks associated with selling short. These risks include, under certain market conditions, an increase in the volatility and decrease in the liquidity of the instruments underlying the short position, which may lower the Fund's return, result in a loss, have the effect of limiting the Fund's ability to obtain inverse exposure through financial instruments, or require the Fund to seek inverse exposure through alternative investment strategies that may be less desirable or more costly to implement. To the extent that, at any particular point in time, the instruments underlying the short position may be thinly traded or have a limited market, including due to regulatory action, the Fund may be unable to meet its investment objective due to a lack of available securities or counterparties. During such periods, the Fund's ability to issue additional shares may be adversely

affected. Obtaining inverse exposure through these instruments may be considered an aggressive investment technique. Any income, dividends or payments by the assets underlying the Fund's short positions will negatively impact the Fund.

- **Inverse Correlation Risk** — Investors will lose money when the Index rises — a result that is the opposite from traditional funds. A single day or intraday increase in the level of the Index approaching 100% may result in the total loss or almost total loss of an investor's investment, even if the Index subsequently moves lower.
- **Equity and Market Risk** — Equity markets are volatile, and the value of securities, swaps, futures and other instruments correlated with equity markets may fluctuate dramatically from day to day. Equity markets are subject to corporate, political, regulatory, market and economic developments, as well as developments that impact specific economic sectors, industries or segments of the market. Further, stocks in the Index may underperform other equity investments. Volatility in the markets and/or market developments may cause the value of an investment in the Fund to decrease over short or long periods of time.

As a fund seeking daily investment results, before fees and expenses, that correspond to the inverse (-1x) of the daily return of the Index, the value of an investment in the Fund is expected to decline when market conditions cause the level of the Index to rise.

- **Concentration and Focused Investing** — The Index may concentrate (i.e., composed of securities that represent 25 percent or more of the value of the Index) or focus (i.e., composed of securities that represent a substantial portion of its value, but less than 25 percent) in an industry or group of industries. The Fund will allocate its investments to approximately the same extent as the Index. As a result, the Fund may be subject to greater market fluctuations than a fund that is more broadly invested across industries. Financial, economic, business, regulatory conditions, and other developments affecting issuers in a particular industry or group of industries will have a greater effect on the Fund, and if securities of the particular industry or group of industries as a group fall out of favor, the Fund could underperform, or its net asset value may be more volatile than, funds that have greater industry diversification.
- **Exposure to Large-Cap Company Investment Risk** — Although returns on investments in large-cap companies are often perceived as being less volatile than the returns of companies with smaller market capitalizations, the return on large-cap securities could trail the returns on investments in smaller and mid-sized companies for a number of reasons. For example, large-cap companies may be unable to respond

quickly to new competitive challenges, such as changes in technology, and also may not be able to attain the high growth rate of successful smaller companies.

- **Natural Disaster/Epidemic Risk** — Natural or environmental disasters, such as earthquakes, fires, floods, hurricanes, tsunamis and other severe weather-related phenomena generally, and widespread disease, including pandemics and epidemics (for example, the novel coronavirus COVID-19), have been and can be highly disruptive to economies and markets and have recently led, and may continue to lead, to increased market volatility and significant market losses. Such natural disaster and health crises could exacerbate political, social, and economic risks, and result in significant breakdowns, delays, shutdowns, social isolation, and other disruptions to important global, local and regional supply chains affected, with potential corresponding results on the operating performance of the Fund and its investments. A climate of uncertainty and panic, including the contagion of infectious viruses or diseases, may adversely affect global, regional, and local economies and reduce the availability of potential investment opportunities, and increases the difficulty of performing due diligence and modeling market conditions, potentially reducing the accuracy of financial projections. Under these circumstances, the Fund may have difficulty achieving its investment objectives which may adversely impact Fund performance. Further, such events can be highly disruptive to economies and markets, significantly disrupt the operations of individual companies (including, but not limited to, the Fund's investment advisor, third party service providers, and counterparties), sectors, industries, markets, securities and commodity exchanges, currencies, interest and inflation rates, credit ratings, investor sentiment, and other factors affecting the value of the Fund's investments. These factors can cause substantial market volatility, exchange trading suspensions and closures, changes in the availability of and the margin requirements for certain instruments, and can impact the ability of the Fund to complete redemptions and otherwise affect Fund performance and Fund trading in the secondary market. A widespread crisis would also affect the global economy in ways that cannot necessarily be foreseen. How long such events will last and whether they will continue or recur cannot be predicted. Impacts from these could have a significant impact on the Fund's performance, resulting in losses to your investment.
- **Risk that Current Assumptions and Expectations Could Become Outdated As a Result of Global Economic Shock** — The onset of the novel coronavirus (COVID-19) has caused significant shocks to global financial markets and economies, with many governments taking extreme actions to slow and contain the spread of COVID-19. These actions have had, and likely will continue to have, a severe economic impact on global economies as economic activity in some instances has essentially ceased. Financial markets across the globe are experiencing severe distress at least equal to what was

experienced during the global financial crisis in 2008. In March 2020, U.S. equity markets entered a bear market in the fastest such move in the history of U.S. financial markets. During much of 2020, the unemployment rate in the U.S. has been extremely high by historical standards. It is not possible to predict when unemployment and market conditions will return to more normal levels. The global economic shocks being experienced as of the date hereof may cause the underlying assumptions and expectations of the Fund to become outdated quickly or inaccurate, resulting in significant losses.

- **Non-Diversification Risk** — The Fund is classified as “non-diversified” under the Investment Company Act of 1940, as amended (“1940 Act”). This means it has the ability to invest a relatively high percentage of its assets in the securities of a small number of issuers or in financial instruments with a single counterparty or a few counterparties. This may increase the Fund's volatility and increase the risk that the Fund's performance will decline based on the performance of a single issuer or the credit of a single counterparty.
- **Index Performance Risk** — The Index maintained by a third party provider unaffiliated with the Fund or ProFund Advisors. There can be no guarantee or assurance that the methodology used by the third party provider to create the Index will result in the Fund achieving positive returns. Further, there can be no guarantee that the methodology underlying the Index or the daily calculation of the Index will be free from error. It is also possible that the value of the Index may be subject to intentional manipulation by third-party market participants. The Index used by the Fund may underperform other asset classes and may underperform other similar indices. Each of these factors could have a negative impact on the performance of the Fund.
- **Active Investor Risk** — The Fund permits short-term trading of its securities. A significant portion of assets invested in the Fund may come from professional money managers and investors who use the Fund as part of active trading or tactical asset allocation strategies. These strategies often call for frequent trading to take advantage of anticipated changes in market conditions, which could increase portfolio turnover and may result in additional costs for the Fund. In addition, large movements of assets into and out of the Fund may have a negative impact on the Fund's ability to achieve its investment objective or maintain a consistent level of operating expenses. In certain circumstances, the Fund's expense ratio may vary from current estimates or the historical ratio disclosed in this Prospectus.
- **Early Close/Late Close/Trading Halt Risk** — An exchange or market may close early, close late or issue trading halts on specific securities or financial instruments. As a result, the ability to trade certain securities or financial instruments may be restricted, which may result in the Fund being unable to trade those and other related financial instruments at all. In these circumstances, the Fund may be unable to rebalance its

portfolio, may be unable to accurately price its investments and/or may incur substantial trading losses.

- **Liquidity Risk** — In certain circumstances, such as the disruption of the orderly markets for the financial instruments in which the Fund invests, the Fund might not be able to acquire or dispose of certain holdings quickly or at prices that represent true market value in the judgment of ProFund Advisors. Markets for the financial instruments in which the Fund invests may be disrupted by a number of events, including but not limited to economic crises, political crises, health crises, natural disasters, excessive volatility, new legislation, or regulatory changes inside or outside of the U.S. For example, regulation limiting the ability of certain financial institutions to invest in certain financial instruments would likely reduce the liquidity of those instruments. These situations may prevent the Fund from limiting losses, realizing gains or achieving a high inverse correlation with the Index.
- **Portfolio Turnover Risk** — The Fund may incur high portfolio turnover to manage the Fund's investment exposure. Additionally, active trading of the Fund's shares may cause more frequent purchase and sales activities that could, in certain circumstances, increase the number of portfolio transactions. High levels of portfolio transactions increase brokerage and other transaction costs and may result in increased taxable capital gains. Each of these factors could have a negative impact on the performance of the Fund.
- **Tax Risk** — In order to qualify for the special tax treatment accorded a regulated investment company ("RIC") and its shareholders, the Fund must derive at least 90% of its gross income for each taxable year from "qualifying income," meet certain asset diversification tests at the end of each taxable quarter, and meet annual distribution requirements. The Fund's pursuit of its investment strategies will potentially be limited by the Fund's intention to qualify for such treatment and could adversely affect the Fund's ability to so qualify. The Fund can make certain investments, the treatment of which for these purposes is unclear. If, in any year, the Fund were to fail to qualify for the special tax treatment accorded a RIC and its shareholders, and were ineligible to or were not to cure such failure, the Fund would be taxed in the same manner as

an ordinary corporation subject to U.S. federal income tax on all its income at the fund level. The resulting taxes could substantially reduce the Fund's net assets and the amount of income available for distribution. In addition, in order to requalify for taxation as a RIC, the Fund could be required to recognize unrealized gains, pay substantial taxes and interest, and make certain distributions. Please see the Statement of Additional Information for more information.

- **Valuation Risk** — In certain circumstances (e.g., if ProFund Advisors believes market quotations do not accurately reflect the fair value of an investment, or a trading halt closes an exchange or market early), ProFund Advisors may, in its sole discretion, choose to determine a fair value price as the basis for determining the market value of such investment for such day. The fair value of an investment determined by ProFund Advisors may be different from other value determinations of the same investment. Portfolio investments that are valued using techniques other than market quotations, including "fair valued" investments, may be subject to greater fluctuation in their value from one day to the next than would be the case if market quotations were used. In addition, there is no assurance that the Fund could sell a portfolio investment for the value established for it at any time, and it is possible that the Fund would incur a loss because a portfolio investment is sold at a discount to its established value.

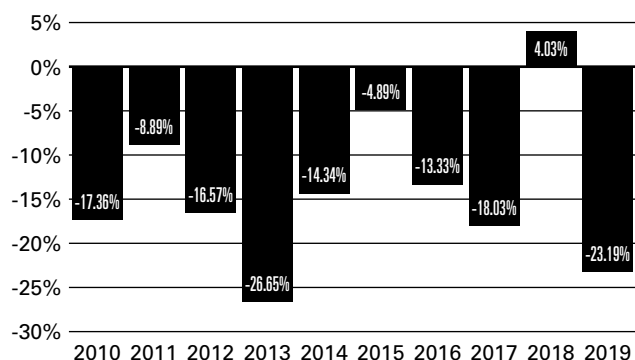
Please see "Investment Objectives, Principal Investment Strategies and Related Risks" in the Fund's Prospectus for additional details.

Investment Results

The bar chart below shows how the Fund's investment results for Investor Class shares have varied from year to year, and the table shows how the Fund's average annual total returns for various periods compare with a broad measure of market performance. Performance for Service Class shares would differ to the extent their fees and expenses differ. This information provides some indication of the risks of investing in the Fund. In addition, the Fund's performance information reflects applicable fee waivers and/or expense limitations, if any, in effect during the periods presented. Absent such fee waivers/expense limitations, if any, performance would have been lower. Past results (before and

after taxes) are not predictive of future results. Updated information on the Fund's results can be obtained by visiting the Fund's website (www.profunds.com).

Annual Returns as of December 31



Best Quarter (ended 12/31/2018): **14.92%**

Worst Quarter (ended 12/31/2011): **-12.62%**

The year-to-date return as of the most recent quarter, which ended September 30, 2020, was -15.75%.

Average Annual Total Returns

As of December 31, 2019

	One Year	Five Years	Ten Years	Inception Date
Investor Class Shares				12/30/1997
– Before Taxes	-23.19%	-11.60%	-14.32%	
– After Taxes on Distributions	-23.27%	-11.62%	-14.33%	
– After Taxes on Distributions and Sale of Shares	-13.73%	-8.28%	-8.75%	
Service Class Shares	-23.94%	-12.49%	-15.18%	12/30/1997
S&P 500^{®1}	31.49%	11.70%	13.56%	

1 Reflects no deduction for fees, expenses or taxes. Adjusted to reflect the reinvestment of dividends paid by issuers in the Index.

Average annual total returns are shown on a before- and after-tax basis for Investor Class shares only. After-tax returns for Service Class shares will vary. After-tax returns are calculated using the historical highest individual federal marginal income tax rates and do not reflect the impact of state and local taxes. Actual after-tax returns depend on an investor's tax situation and may differ from those shown. After-tax returns shown are not relevant to investors who hold the Fund's shares through tax-deferred

arrangements, such as a retirement account. After-tax returns may exceed the return before taxes due to a tax benefit from realizing a capital loss on a sale of shares.

Annual returns are required to be shown and should not be interpreted as suggesting that the Fund should or should not be held for longer periods of time.

Management

The Fund is advised by ProFund Advisors. Michael Neches, Senior Portfolio Manager, and Devin Sullivan, Portfolio Manager, have jointly and primarily managed the Fund since October 2013 and April 2018, respectively.

Purchase and Sale of Fund Shares

The **minimum initial investment** amounts for all classes, which may be waived at the discretion of the Fund, are:

- \$5,000 for accounts that list a financial professional.
- \$15,000 for self-directed accounts.

You may purchase, redeem or exchange Fund shares on any day which the New York Stock Exchange is open for business. Depending on where your account is held, you may redeem your shares by contacting your financial professional or the Fund by mail, telephone, wire transfer or on-line (www.profunds.com).

Tax Information

The Fund's distributions generally are taxable, and will be taxed as ordinary income, qualified dividend income or capital gains, unless you are investing through a tax-advantaged arrangement, such as a 401(k) plan or an individual retirement account. You may be taxed later upon withdrawal of monies from such tax-advantaged arrangements.

The Fund intends to distribute income, if any, and capital gains, if any, at least annually.

Payments to Broker-Dealers and Other Financial Intermediaries

If you purchase Fund shares through a financial intermediary, such as a broker-dealer or investment adviser, the Fund and its distributor may pay the intermediary for the sale of Fund shares and related services. These payments may create a conflict of interest by influencing the broker-dealer or other financial intermediary to recommend the Fund over another investment. Ask your financial intermediary or visit your financial intermediary's website for more information.

Important Information About the Fund

Biotechnology UltraSector ProFund (the “Fund”) seeks daily investment results, before fees and expenses, that correspond to one and one-half times (1.5x) the return of the Dow Jones U.S. BiotechnologySM Index (the “Index”) **for a single day**, not for any other period. A “single day” is measured from the time the Fund calculates its net asset value (“NAV”) to the time of the Fund’s next NAV calculation. **The return of the Fund for periods longer than a single day will be the result of its return for each day compounded over the period. The Fund’s returns for periods longer than a single day will very likely differ in amount, and possibly even direction, from the Fund’s stated multiple (1.5x) times the return of the Index for the same period. For periods longer than a single day, the Fund will lose money if the Index’s performance is flat, and it is possible that the Fund will lose money even if the level of the Index rises.** Longer holding periods, higher Index volatility, and greater leveraged exposure each exacerbate the impact of compounding on an investor’s returns. During periods of higher Index volatility, the volatility of the Index may affect the Fund’s return as much as or more than the return of the Index.

The Fund presents different risks than other types of funds. The Fund uses leverage and is riskier than similarly benchmarked funds that do not use leverage. The Fund may not be suitable for all investors and should be used only by knowledgeable investors who understand the consequences of seeking daily leveraged (1.5x) investment results, including the impact of compounding on Fund performance. Investors in the Fund should actively manage and monitor their investments, as frequently as daily. An investor in the Fund could potentially lose the full principal value of their investment within a single day.

Investment Objective

The Fund seeks daily investment results, before fees and expenses, that correspond to one and one-half times (1.5x) the daily performance of the Index. **The Fund does not seek to achieve its stated investment objective over a period of time greater than a single day.**

Fees and Expenses of the Fund

The table below describes the fees and expenses that you may pay if you buy, hold, and sell shares of the Fund. You may pay other fees, such as brokerage commissions and other fees to financial intermediaries, which are not reflected in the tables and examples below.

Shareholder Fees

(fees paid directly from your investment)

Wire Fee \$10

Annual Fund Operating Expenses

(expenses that you pay each year as a percentage of the value of your investment)

	Investor Class	Service Class
Investment Advisory Fees	0.75%	0.75%
Distribution and Service (12b-1) Fees	0.00%	1.00%
Other Expenses	0.86%	0.86%
Total Annual Fund Operating Expenses¹	1.61%	2.61%

1 ProFund Advisors LLC (“ProFund Advisors”) has contractually agreed to waive Investment Advisory and Management Services Fees and to reimburse Other Expenses to the extent Total Annual Fund Operating Expenses Before Fee Waivers and Expense Reimbursements, as a percentage of average daily net assets, exceed 1.95% for Investor Class shares and 2.95% for Service Class shares through November 30, 2021. After such date, the expense limitation may be terminated or revised by ProFund Advisors. Amounts waived or reimbursed in a particular contractual period may be recouped by ProFund Advisors within three years of the end of that contractual period, however, such recoupment will be limited to the lesser of any expense limitation in place at the time of recoupment or the expense limitation in place at the time of waiver or reimbursement.

Example: This example is intended to help you compare the cost of investing in the Fund with the cost of investing in other funds.

The example assumes that you invest \$10,000 in the Fund for the time periods indicated and then redeem all of your shares at the end of each period. The example also assumes that your investment has a 5% return each year and that the Fund’s operating expenses remain the same. Although your actual costs may be higher or lower, based on these assumptions your approximate costs would be:

	1Year	3Years	5Years	10Years
Investor Class	\$164	\$508	\$876	\$1,911
Service Class	\$264	\$811	\$1,385	\$2,944

The Fund pays transaction and financing costs associated with the purchase and sale of securities and derivatives. These costs are not reflected in the table or the example above.

Portfolio Turnover

The Fund pays transaction costs, such as commissions, when it buys and sells securities (or “turns over” its portfolio). A higher portfolio turnover rate may indicate higher transaction costs and may result in higher taxes when the Fund’s shares are held in a taxable account. These costs, which are not reflected in the Annual Fund Operating Expenses or in the example above, affect the Fund’s performance. During the most recent fiscal year, the

Fund's annual portfolio turnover rate was 52% of the average value of its entire portfolio. This portfolio turnover rate is calculated without regard to cash instruments or derivatives transactions. If such transactions were included, the Fund's portfolio turnover rate would be significantly higher.

Principal Investment Strategies

The Fund invests in financial instruments that ProFund Advisors believes, in combination, should produce daily returns consistent with the Fund's investment objective.

The Index is constructed and maintained by S&P Dow Jones Indices LLC. The Index seeks to measure the performance of certain companies in the biotechnology sector of the U.S. equity market. Component companies engage in research and development of biological substances for drug discovery and diagnostic development. These companies derive most of their revenue from the sale or licensing of drugs and diagnostic tools. The Index is published under the Bloomberg ticker symbol "DJUSBT."

The Fund will invest principally in the financial instruments set forth below. The Fund expects that its cash balances maintained in connection with the use of financial instruments will typically be held in money market instruments.

- **Equity Securities** — The Fund invests in common stock issued by public companies.
- **Derivatives** — The Fund invests in derivatives, which are financial instruments whose value is derived from the value of an underlying asset or assets, such as stocks, bonds, funds (including exchange-traded funds ("ETFs")), interest rates or indexes. The Fund invests in derivatives as a substitute for investing directly in securities in order to seek returns for a single day that are leveraged (1.5x) to the returns of the Index for that day. These derivatives principally include:
 - **Swap Agreements** — Contracts entered into primarily with major global financial institutions for a specified period ranging from a day to more than one year. In a standard "swap" transaction, two parties agree to exchange the return (or differentials in rates of return) earned or realized on particular predetermined investments or instruments. The gross return to be exchanged or "swapped" between the parties is calculated with respect to a "notional amount," e.g., the return on or change in value of a particular dollar amount invested in a "basket" of securities or an ETF representing a particular index.
- **Money Market Instruments** — The Fund invests in short-term cash instruments that have a remaining maturity of 397 days or less and exhibit high quality credit profiles, for example:
 - **U.S. Treasury Bills** — U.S. government securities that have initial maturities of one year or less, and are supported by the full faith and credit of the U.S. government.

- **Repurchase Agreements** — Contracts in which a seller of securities, usually U.S. government securities or other money market instruments, agrees to buy the securities back at a specified time and price. Repurchase agreements are primarily used by the Fund as a short-term investment vehicle for cash positions.

ProFund Advisors uses a mathematical approach to investing. Using this approach, ProFund Advisors determines the type, quantity and mix of investment positions that it believes, in combination, the Fund should hold to produce daily returns consistent with the daily Fund's investment objective. The Fund may invest in or gain exposure to only a representative sample of the securities in the Index or to securities not contained in the Index or in financial instruments, with the intent of obtaining exposure with aggregate characteristics similar to those of a multiple of the single day returns of the Index. In managing the assets of the Fund, ProFund Advisors does not invest the assets of the Fund in securities or financial instruments based on ProFund Advisors' view of the investment merit of a particular security, instrument, or company, nor does it conduct conventional investment research or analysis or forecast market movement or trends. The Fund seeks to remain fully invested at all times in securities and/or financial instruments that, in combination, provide leveraged exposure to the single day returns of the Index, consistent with its investment objective, without regard to market conditions, trends or direction. The Fund seeks investment results for a single day only, measured as the time the Fund calculates its NAV to the next time the Fund calculates its NAV, and not for any other period.

The Fund seeks to engage in daily rebalancing to position its portfolio so that its exposure to the Index is consistent with the Fund's daily investment objective. The time and manner in which the Fund rebalances its portfolio may vary from day to day at the discretion of ProFund Advisors, depending on market conditions and other circumstances. The Index's movements during the day will affect whether the Fund's portfolio needs to be rebalanced. For example, if the Index has risen on a given day, net assets of the Fund should rise (assuming there were no share redemptions). As a result, the Fund's exposure will need to be increased. Conversely, if the Index has fallen on a given day, net assets of the Fund should fall (assuming there were no shares issued). As a result, the Fund's exposure will need to be decreased.

Daily rebalancing and the compounding of each day's return over time means that the return of the Fund for a period longer than a single day will be the result of each day's returns compounded over the period, which will very likely differ in amount, and possibly even direction, from one and one-half times (1.5x) the return of the Index for the same period. The Fund will lose money if the Index's performance is flat over time, and the Fund can lose money regardless of the performance of the Index, as a result of daily rebalancing, the Index's volatility, compounding of each day's return and other factors. See "Principal Risks" below.

The Fund will concentrate or focus its investments in a particular industry or group of industries to approximately the same extent the Index is so concentrated or focused.

As of July 31, 2020, the Index was concentrated in the pharmaceuticals, biotechnology and life sciences industry group.

Please see “Investment Objectives, Principal Investment Strategies and Related Risks” in the Fund’s Prospectus for additional details.

Principal Risks

You may lose the full principal value of your investment within a single day.

The principal risks described below are intended to provide information about the factors likely to have a significant adverse impact on the Fund’s returns and consequently the value of an investment in the Fund. The risks are presented in an order intended to facilitate readability and their order does not imply that the realization of one risk is more likely to occur than another risk or likely to have a greater adverse impact than another risk.

- **Risks Associated with the Use of Derivatives** — Investing in derivatives may be considered aggressive and may expose the Fund to greater risks and may result in larger losses or smaller gains than investing directly in the reference asset(s) underlying those derivatives. These risks include counterparty risk, liquidity risk and increased correlation risk. When the Fund uses derivatives, there may be imperfect correlation between the value of the reference asset(s) underlying the derivative (e.g., the Index) and the derivative, which may prevent the Fund from achieving its investment objective. Because derivatives often require only a limited initial investment, the use of derivatives also may expose the Fund to losses in excess of those amounts initially invested. The Fund may use a combination of swaps on the Index and swaps on an ETF that is designed to track the performance of the Index. The performance of an ETF may not track the performance of the Index due to embedded costs and other factors. Thus, to the extent the Fund invests in swaps that use an ETF as the reference asset, the Fund may be subject to greater correlation risk and may not achieve as high a degree of correlation with the Index as it would if the Fund only used swaps on the Index. Moreover, with respect to the use of swap agreements, if the Index has a dramatic intraday move that causes a material decline in the Fund’s net assets, the terms of a swap agreement between the Fund and its counterparty may permit the counterparty to immediately close out the transaction with the Fund. In that event, the Fund may be unable to enter into another swap agreement or invest in other derivatives to achieve the desired exposure consistent with the Fund’s investment objective. This, in turn, may prevent the Fund from achieving its investment objective, even if the Index reverses

all or a portion of its intraday move by the end of the day. As a result, the value of an investment in the Fund may change quickly and without warning. Any costs associated with using derivatives will also have the effect of lowering the Fund’s return.

- **Leverage Risk** — The Fund obtains investment exposure in excess of its assets in seeking to achieve its investment objective — a form of leverage — and will lose more money in market environments adverse to its daily objective than a similar fund that does not employ such leverage. The use of such leverage increases the risk of a total loss of an investor’s investment. For example, because the Fund includes a multiplier of one and one-half times (1.5x) the Index, a single day movement in the Index approaching 67% at any point in the day could result in the total loss of an investor’s investment if that movement is contrary to the investment objective of the Fund, even if the Index subsequently moves in an opposite direction, eliminating all or a portion of the earlier movement. This would be the case with any such single day movements in the Index, even if the Index maintains a level greater than zero at all times. In addition, the use of leverage may increase the volatility of the Fund and magnify any differences between the performance of the Fund and the Index.
- **Compounding Risk** — The Fund has a single day investment objective, and the Fund’s performance for any other period is the result of its return for each day compounded over the period. The performance of the Fund for periods longer than a single day will very likely differ in amount, and possibly even direction, from one and one-half times (1.5x) the daily return of the Index for the same period, before accounting for fees and expenses. Compounding affects all investments, but has a more significant impact on a leveraged fund. This effect becomes more pronounced as Index volatility and holding periods increase. Fund performance for a period longer than a single day can be estimated given any set of assumptions for the following factors: (a) Index volatility; (b) Index performance; (c) period of time; (d) financing rates associated with leveraged exposure; (e) other Fund expenses; and (f) dividends or interest paid with respect to securities in the Index. The chart below illustrates the impact of two principal factors — Index volatility and Index performance — on Fund performance. The chart shows estimated Fund returns for a number of combinations of Index volatility and Index performance over a one-year period. Actual volatility, Index and Fund performance may differ significantly from the chart below. Performance shown in the chart assumes: (a) no dividends paid with respect to securities included in the Index; (b) no Fund expenses; and (c) borrowing/lending rates (to obtain leveraged exposure) of zero percent. If Fund

expenses and/or actual borrowing/lending rates were reflected, the Fund's performance would be different than shown.

Areas shaded darker represent those scenarios where the Fund can be expected to return less than one and one-half times (1.5x) the performance of the Index.

Estimated Fund Returns						
Index Performance		One Year Volatility Rate				
One Year Index	One and One-Half Times (1.5x) the One Year Index					
		10%	25%	50%	75%	100%
-60%	-90.0%	-74.8%	-75.3%	-77.0%	-79.5%	-82.6%
-50%	-75.0%	-64.8%	-65.5%	-67.8%	-71.4%	-75.7%
-40%	-60.0%	-53.7%	-54.6%	-57.7%	-62.4%	-68.1%
-30%	-45.0%	-41.7%	-42.8%	-46.7%	-52.6%	-59.7%
-20%	-30.0%	-28.7%	-30.1%	-34.8%	-42.1%	-50.8%
-10%	-15.0%	-14.9%	-16.6%	-22.3%	-30.9%	-41.3%
0%	0.0%	-0.4%	-2.3%	-8.9%	-19.0%	-31.3%
10%	15.0%	14.9%	12.7%	5.0%	-6.6%	-20.7%
20%	30.0%	31.0%	28.4%	19.7%	6.5%	-9.7%
30%	45.0%	47.7%	44.8%	35.0%	20.0%	1.9%
40%	60.0%	65.0%	61.8%	50.8%	34.1%	13.8%
50%	75.0%	83.0%	79.5%	67.3%	48.8%	26.3%
60%	90.0%	101.6%	97.9%	84.3%	63.9%	39.1%

The foregoing table is intended to isolate the effect of Index volatility and Index performance on the return of the Fund and is not a representation of actual returns. For example, the Fund may incorrectly be expected to achieve a -30% return on a yearly basis if the Index return were -20%, absent the effects of compounding. As the table shows, with Index volatility of 50%, the Fund could be expected to return -34.8% under such a scenario. The Fund's actual returns may be significantly better or worse than the returns shown above as a result of any of the factors discussed above or in "Principal Risks — Correlation Risk" below.

The Index's annualized historical volatility rate for the five-year period ended July 31, 2020 was 24.03%. The Index's highest May to May volatility rate during the five-year period was 29.71% (July 31, 2020). The Index's annualized total return performance for the five-year period ended July 31, 2020 was 4.27%. Historical Index volatility and performance are not indications of what the Index volatility and performance will be in the future. The volatility of U.S. exchange-traded securities or instruments that reflect the value of the Index may differ from the volatility of the Index.

For additional graphs and charts demonstrating the effects of Index volatility and Index performance on the long-term performance of the Fund, see "Understanding the Risks and Long-Term Performance of Daily Objective Funds — The Impact of Compounding" in the Fund's Prospectus and "Special Note Regarding the Correlation

Risks of Geared Funds" in the Fund's Statement of Additional Information.

- **Correlation Risk** — A number of factors may affect the Fund's ability to achieve a high degree of leveraged correlation with the Index, and there is no guarantee that the Fund will achieve a high degree of leveraged correlation. Failure to achieve a high degree of leveraged correlation may prevent the Fund from achieving its investment objective, and the percentage change of the Fund's NAV each day may differ, perhaps significantly in amount, and possibly even direction, from one and one-half times (1.5x) the percentage change of the Index on such day.

In order to achieve a high degree of leveraged correlation with the Index, the Fund seeks to rebalance its portfolio daily to keep exposure consistent with its investment objective. Being materially under- or overexposed to the Index may prevent the Fund from achieving a high degree of leveraged correlation with the Index and may expose the Fund to greater leverage risk. Market disruptions or closure, regulatory restrictions, market volatility, illiquidity in the markets for the financial instruments in which the Fund invests, and other factors will adversely affect the Fund's ability to adjust exposure to requisite levels. The target amount of portfolio exposure is impacted dynamically by the Index's movements, including intraday movements. Because of this, it is unlikely that the Fund will have perfect leveraged (1.5x) exposure during the day or at the end of each day and the likelihood of being materially under- or overexposed is higher on days when the Index is volatile, particularly when the Index is volatile at or near the close of the trading day.

A number of other factors may also adversely affect the Fund's leveraged correlation with the Index, including fees, expenses, transaction costs, financing costs associated with the use of derivatives, income items, valuation methodology, accounting standards and disruptions or illiquidity in the markets for the securities or financial instruments in which the Fund invests. The Fund may not have investment exposure to all of the securities in the Index, or its weighting of investment exposure to securities may be different from that of the Index. In addition, the Fund may invest in securities not included in the Index. The Fund may take or refrain from taking positions in order to improve tax efficiency, comply with regulatory restrictions, or for other reasons, each of which may negatively affect the Fund's correlation with the Index. The Fund may also be subject to large movements of assets into and out of the Fund, potentially resulting in the Fund being under- or overexposed to the Index and may be impacted by Index reconstitutions and Index rebalancing events. Additionally, the Fund's underlying investments and/or reference assets may trade on markets that may not be open on the same day as the Fund, which may cause a difference between the changes in the daily performance of the Fund and changes in the level of the Index. Any of these factors could decrease correlation between the performance of the Fund

and the Index and may hinder the Fund's ability to meet its daily investment objective on or around that day.

- **Rebalancing Risk** — If for any reason the Fund is unable to rebalance all or a portion of its portfolio, or if all or a portion of the portfolio is rebalanced incorrectly, the Fund's investment exposure may not be consistent with the Fund's investment objective. In these instances, the Fund may have investment exposure to the Index that is significantly greater or less than its stated multiple. As a result, the Fund may be more exposed to leverage risk than if it had been properly rebalanced and may not achieve its investment objective.
- **Counterparty Risk** — Investing in derivatives and repurchase agreements involves entering into contracts with third parties (i.e., counterparties). The use of derivatives involves risks that are different from those associated with ordinary portfolio securities transactions. The Fund will be subject to credit risk (i.e., the risk that a counterparty is or is perceived to be unwilling or unable to make timely payments or otherwise meet its contractual obligations) with respect to the amount it expects to receive from counterparties to derivatives and repurchase agreements entered into by the Fund. If a counterparty becomes bankrupt or fails to perform its obligations, or if any collateral posted by the counterparty for the benefit of the Fund is insufficient or there are delays in the Fund's ability to access such collateral, the value of an investment in the Fund may decline.
- **Pharmaceuticals, Biotechnology, and Life Sciences Industry Risk** — The risks of investments in the industry include: heavy dependence on patents and intellectual property rights, with profitability affected by the loss or impairment of such rights; risks of new technologies and competitive pressures; large expenditures on research and development of products or services that may not prove commercially successful or may become obsolete quickly; regulations and restrictions imposed by the Food and Drug Administration, the Environmental Protection Agency, state and local governments, and foreign regulatory authorities; and thin capitalization and limited product lines, markets, financial resources or personnel. Moreover, stock prices of biotechnology companies are very volatile, particularly when their products are up for regulatory approval and/or under regulatory scrutiny. The biotechnology sector may also be affected by risks that affect the broader health care industry, including expenses and losses from extensive litigation on product liability and similar claims. The pharmaceuticals sector may also be affected by risks that affect the broader health care industry, including: heavy dependence on patent protection, with profitability affected by the expiration of patents; competitive forces that may make it difficult to raise prices and, in fact, may result in price discounts; and thin capitalization and limited product lines, markets and financial resources or personnel.
- **Equity and Market Risk** — Equity markets are volatile, and the value of securities, swaps, futures and other instruments correlated with equity markets may fluctuate dramatically from day to day. Equity markets are subject to corporate, political, regulatory, market and economic developments, as well as developments that impact specific economic sectors, industries or segments of the market. Further, stocks in the Index may underperform other equity investments. Volatility in the markets and/or market developments may cause the value of an investment in the Fund to decrease over short or long periods of time.
- **Concentration and Focused Investing** — The Index may concentrate (i.e., composed of securities that represent 25 percent or more of the value of the Index) or focus (i.e., composed of securities that represent a substantial portion of its value, but less than 25 percent) in an industry or group of industries. The Fund will allocate its investments to approximately the same extent as the Index. As a result, the Fund may be subject to greater market fluctuations than a fund that is more broadly invested across industries. Financial, economic, business, regulatory conditions, and other developments affecting issuers in a particular industry or group of industries will have a greater effect on the Fund, and if securities of the particular industry or group of industries as a group fall out of favor, the Fund could underperform, or its net asset value may be more volatile than, funds that have greater industry diversification.
- **Exposure to Large-Cap Company Investment Risk** — Although returns on investments in large-cap companies are often perceived as being less volatile than the returns of companies with smaller market capitalizations, the return on large-cap securities could trail the returns on investments in smaller and mid-sized companies for a number of reasons. For example, large-cap companies may be unable to respond quickly to new competitive challenges, such as changes in technology, and also may not be able to attain the high growth rate of successful smaller companies.
- **Natural Disaster/Epidemic Risk** — Natural or environmental disasters, such as earthquakes, fires, floods, hurricanes, tsunamis and other severe weather-related phenomena generally, and widespread disease, including pandemics and epidemics (for example, the novel coronavirus COVID-19), have been and can be highly disruptive to economies and markets and have recently led, and may continue to lead, to increased market volatility and significant market losses. Such natural disaster and health crises could exacerbate political, social, and economic risks, and result in significant breakdowns, delays, shutdowns, social isolation, and other disruptions to important global, local and regional supply chains affected, with potential corresponding results on the operating performance of the Fund and its investments. A climate of uncertainty and panic, including the contagion of infectious viruses or diseases, may adversely affect global, regional, and local economies and reduce the availability of potential investment opportunities, and increases the difficulty of performing due diligence and

modeling market conditions, potentially reducing the accuracy of financial projections. Under these circumstances, the Fund may have difficulty achieving its investment objectives which may adversely impact Fund performance. Further, such events can be highly disruptive to economies and markets, significantly disrupt the operations of individual companies (including, but not limited to, the Fund's investment advisor, third party service providers, and counterparties), sectors, industries, markets, securities and commodity exchanges, currencies, interest and inflation rates, credit ratings, investor sentiment, and other factors affecting the value of the Fund's investments. These factors can cause substantial market volatility, exchange trading suspensions and closures, changes in the availability of and the margin requirements for certain instruments, and can impact the ability of the Fund to complete redemptions and otherwise affect Fund performance and Fund trading in the secondary market. A widespread crisis would also affect the global economy in ways that cannot necessarily be foreseen. How long such events will last and whether they will continue or recur cannot be predicted. Impacts from these could have a significant impact on the Fund's performance, resulting in losses to your investment.

• **Risk that Current Assumptions and Expectations Could Become Outdated As a Result of Global Economic Shock** —

The onset of the novel coronavirus (COVID-19) has caused significant shocks to global financial markets and economies, with many governments taking extreme actions to slow and contain the spread of COVID-19. These actions have had, and likely will continue to have, a severe economic impact on global economies as economic activity in some instances has essentially ceased. Financial markets across the globe are experiencing severe distress at least equal to what was experienced during the global financial crisis in 2008. In March 2020, U.S. equity markets entered a bear market in the fastest such move in the history of U.S. financial markets. During much of 2020, the unemployment rate in the U.S. has been extremely high by historical standards. It is not possible to predict when unemployment and market conditions will return to more normal levels. The global economic shocks being experienced as of the date hereof may cause the underlying assumptions and expectations of the Fund to become outdated quickly or inaccurate, resulting in significant losses.

- **Non-Diversification Risk** — The Fund is classified as “non-diversified” under the Investment Company Act of 1940, as amended (“1940 Act”). This means it has the ability to invest a relatively high percentage of its assets in the securities of a small number of issuers or in financial instruments with a single counterparty or a few counterparties. This may increase the Fund's volatility and increase the risk that the Fund's performance will decline based on the performance of a single issuer or the credit of a single counterparty. This risk may be particularly acute if the Index is comprised of a small number of securities.

- **Index Performance Risk** — The Index maintained by a third party provider unaffiliated with the Fund or ProFund Advisors. There can be no guarantee or assurance that the methodology used by the third party provider to create the Index will result in the Fund achieving positive returns. Further, there can be no guarantee that the methodology underlying the Index or the daily calculation of the Index will be free from error. It is also possible that the value of the Index may be subject to intentional manipulation by third-party market participants. The Index used by the Fund may underperform other asset classes and may underperform other similar indices. Each of these factors could have a negative impact on the performance of the Fund.

- **Active Investor Risk** — The Fund permits short-term trading of its securities. A significant portion of assets invested in the Fund may come from professional money managers and investors who use the Fund as part of active trading or tactical asset allocation strategies. These strategies often call for frequent trading to take advantage of anticipated changes in market conditions, which could increase portfolio turnover and may result in additional costs for the Fund. In addition, large movements of assets into and out of the Fund may have a negative impact on the Fund's ability to achieve its investment objective or maintain a consistent level of operating expenses. In certain circumstances, the Fund's expense ratio may vary from current estimates or the historical ratio disclosed in this Prospectus.

- **Early Close/Late Close/Trading Halt Risk** — An exchange or market may close early, close late or issue trading halts on specific securities or financial instruments. As a result, the ability to trade certain securities or financial instruments may be restricted, which may result in the Fund being unable to trade those and other related financial instruments at all. In these circumstances, the Fund may be unable to rebalance its portfolio, may be unable to accurately price its investments and/or may incur substantial trading losses.

- **Liquidity Risk** — In certain circumstances, such as the disruption of the orderly markets for the financial instruments in which the Fund invests, the Fund might not be able to acquire or dispose of certain holdings quickly or at prices that represent true market value in the judgment of ProFund Advisors. Markets for the financial instruments in which the Fund invests may be disrupted by a number of events, including but not limited to economic crises, political crises, health crises, natural disasters, excessive volatility, new legislation, or regulatory changes inside or outside of the U.S. For example, regulation limiting the ability of certain financial institutions to invest in certain financial instruments would likely reduce the liquidity of those instruments. These situations may prevent the Fund from limiting losses, realizing gains or achieving a high leveraged correlation with the Index.

- **Portfolio Turnover Risk** — The Fund may incur high portfolio turnover to manage the Fund's investment exposure. Additionally, active trading of the Fund's shares may cause

more frequent purchase and sales activities that could, in certain circumstances, increase the number of portfolio transactions. High levels of portfolio transactions increase brokerage and other transaction costs and may result in increased taxable capital gains. Each of these factors could have a negative impact on the performance of the Fund.

- **Tax Risk** — In order to qualify for the special tax treatment accorded a regulated investment company (“RIC”) and its shareholders, the Fund must derive at least 90% of its gross income for each taxable year from “qualifying income,” meet certain asset diversification tests at the end of each taxable quarter, and meet annual distribution requirements. The Fund’s pursuit of its investment strategies will potentially be limited by the Fund’s intention to qualify for such treatment and could adversely affect the Fund’s ability to so qualify. The Fund can make certain investments, the treatment of which for these purposes is unclear. If, in any year, the Fund were to fail to qualify for the special tax treatment accorded a RIC and its shareholders, and were ineligible to or were not to cure such failure, the Fund would be taxed in the same manner as an ordinary corporation subject to U.S. federal income tax on all its income at the fund level. The resulting taxes could substantially reduce the Fund’s net assets and the amount of income available for distribution. In addition, in order to requalify for taxation as a RIC, the Fund could be required to recognize unrealized gains, pay substantial taxes and interest, and make certain distributions. Please see the Statement of Additional Information for more information.

- **Valuation Risk** — In certain circumstances (e.g., if ProFund Advisors believes market quotations do not accurately reflect the fair value of an investment, or a trading halt closes an exchange or market early), ProFund Advisors may, in its sole discretion, choose to determine a fair value price as the basis for determining the market value of such investment for such day. The fair value of an investment determined by ProFund Advisors may be different from other value determinations of the same investment. Portfolio investments that are valued using techniques other than market quotations, including “fair valued” investments, may be subject to greater fluctuation in their value from one day to the next than would be the case if market quotations were used. In addition, there is no assurance that the Fund could sell a portfolio investment for the value established for it at any time, and it is possible that the Fund would incur a loss because a portfolio investment is sold at a discount to its established value.

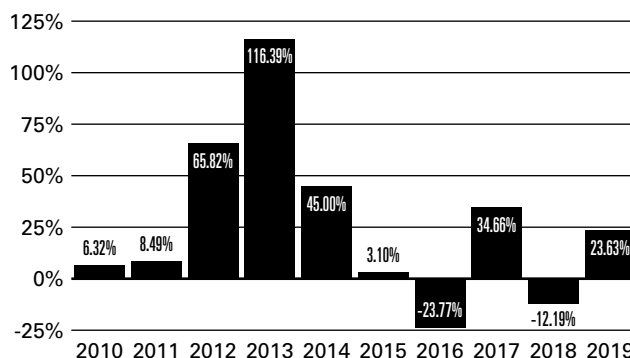
Please see “Investment Objectives, Principal Investment Strategies and Related Risks” in the Fund’s Prospectus for additional details.

Investment Results

The bar chart below shows how the Fund’s investment results for Investor Class shares have varied from year to year, and the table shows how the Fund’s average annual total returns for various periods compare with different broad measures of market

performance. Performance for Service Class shares would differ to the extent their fees and expenses differ. This information provides some indication of the risks of investing in the Fund. In addition, the Fund’s performance information reflects applicable fee waivers and/or expense limitations, if any, in effect during the periods presented. Absent such fee waivers/expense limitations, if any, performance would have been lower. Past results (before and after taxes) are not predictive of future results. Updated information on the Fund’s results can be obtained by visiting the Fund’s website (www.profund.com).

Annual Returns as of December 31



Best Quarter (ended 3/31/2013): **37.41%**

Worst Quarter (ended 9/30/2015): **-24.12%**

The year-to-date return as of the most recent quarter, which ended September 30, 2020, was 10.73%.

Average Annual Total Returns

As of December 31, 2019

	One Year	Five Years	Ten Years	Inception Date
Investor Class Shares				6/19/2000
– Before Taxes	23.63%	2.82%	21.30%	
– After Taxes on Distributions	22.72%	1.97%	19.74%	
– After Taxes on Distributions and Sale of Shares	14.67%	2.02%	17.77%	
Service Class Shares	22.42%	1.79%	20.10%	6/19/2000
S&P 500®¹	31.49%	11.70%	13.56%	
Dow Jones				
U.S. BiotechnologySM Index¹	18.39%	4.75%	16.88%	

¹ Reflects no deduction for fees, expenses or taxes. Adjusted to reflect the reinvestment of dividends paid by issuers in the Index.

Average annual total returns are shown on a before- and after-tax basis for Investor Class shares only. After-tax returns for Service Class shares will vary. After-tax returns are calculated using the historical highest individual federal marginal income tax rates and do not reflect the impact of state and local taxes. Actual after-tax returns depend on an investor’s tax situation and may differ from those shown. After-tax returns shown are not relevant to investors who hold the Fund’s shares through tax-deferred arrangements, such as a retirement account. After-tax returns

may exceed the return before taxes due to a tax benefit from realizing a capital loss on a sale of shares.

Annual returns are required to be shown and should not be interpreted as suggesting that the Fund should or should not be held for longer periods of time.

Management

The Fund is advised by ProFund Advisors. Michael Neches, Senior Portfolio Manager, and Tarak Davé, Portfolio Manager, have jointly and primarily managed the Fund since October 2013 and April 2018, respectively.

Purchase and Sale of Fund Shares

The **minimum initial investment** amounts for all classes, which may be waived at the discretion of the Fund, are:

- \$5,000 for accounts that list a financial professional.
- \$15,000 for self-directed accounts.

You may purchase, redeem or exchange Fund shares on any day which the New York Stock Exchange is open for business. Depending on where your account is held, you may redeem your shares by contacting your financial professional or the Fund by mail, telephone, wire transfer or on-line (www.profund.com).

Tax Information

The Fund's distributions generally are taxable, and will be taxed as ordinary income, qualified dividend income or capital gains, unless you are investing through a tax-advantaged arrangement, such as a 401(k) plan or an individual retirement account. You may be taxed later upon withdrawal of monies from such tax-advantaged arrangements.

The Fund intends to distribute income, if any, and capital gains, if any, at least annually.

Payments to Broker-Dealers and Other Financial Intermediaries

If you purchase Fund shares through a financial intermediary, such as a broker-dealer or investment adviser, the Fund and its distributor may pay the intermediary for the sale of Fund shares and related services. These payments may create a conflict of interest by influencing the broker-dealer or other financial intermediary to recommend the Fund over another investment. Ask your financial intermediary or visit your financial intermediary's website for more information.

Investment Objective

Bull ProFund (the “Fund”) seeks investment results, before fees and expenses, that track the performance of the S&P 500[®] Index (the “Index”).

Fees and Expenses of the Fund

The table below describes the fees and expenses that you may pay if you buy, hold, and sell shares of the Fund. You may pay other fees, such as brokerage commissions and other fees to financial intermediaries, which are not reflected in the tables and examples below.

Shareholder Fees

(fees paid directly from your investment)

Wire Fee \$10

Annual Fund Operating Expenses

(expenses that you pay each year as a percentage of the value of your investment)

	Investor Class	Service Class
Investment Advisory Fees	0.75%	0.75%
Distribution and Service (12b-1) Fees	0.00%	1.00%
Other Expenses	0.88%	0.88%
Total Annual Fund Operating Expenses¹	1.63%	2.63%

¹ ProFund Advisors LLC (“ProFund Advisors”) has contractually agreed to waive Investment Advisory and Management Services Fees and to reimburse Other Expenses to the extent Total Annual Fund Operating Expenses Before Fee Waivers and Expense Reimbursements, as a percentage of average daily net assets, exceed 1.95% for Investor Class shares and 2.95% for Service Class shares through November 30, 2021. After such date, the expense limitation may be terminated or revised by ProFund Advisors. Amounts waived or reimbursed in a particular contractual period may be recouped by ProFund Advisors within three years of the end of that contractual period, however, such recoupment will be limited to the lesser of any expense limitation in place at the time of recoupment or the expense limitation in place at the time of waiver or reimbursement.

Example: This example is intended to help you compare the cost of investing in the Fund with the cost of investing in other funds.

The example assumes that you invest \$10,000 in the Fund for the time periods indicated and then redeem all of your shares at the end of each period. The example also assumes that your investment has a 5% return each year and that the Fund’s operating expenses remain the same. Although your actual costs may be higher or lower, based on these assumptions your approximate costs would be:

	1Year	3Years	5Years	10Years
Investor Class	\$166	\$514	\$887	\$1,933
Service Class	\$266	\$817	\$1,395	\$2,964

The Fund pays transaction and financing costs associated with the purchase and sale of securities and derivatives. These costs are not reflected in the table or the example above.

Portfolio Turnover

The Fund pays transaction costs, such as commissions, when it buys and sells securities (or “turns over” its portfolio). A higher portfolio turnover rate may indicate higher transaction costs and may result in higher taxes when the Fund’s shares are held in a taxable account. These costs, which are not reflected in the Annual Fund Operating Expenses or in the example above, affect the Fund’s performance. During the most recent fiscal year, the Fund’s annual portfolio turnover rate was 84% of the average value of its entire portfolio. This portfolio turnover rate is calculated without regard to cash instruments or derivatives transactions. If such transactions were included, the Fund’s portfolio turnover rate would be significantly higher.

Principal Investment Strategies

The Fund invests in financial instruments that ProFund Advisors believes, in combination, should track the performance of the Index.

The Index is constructed and maintained by S&P Dow Jones Indices LLC. The Index is a measure of large-cap U.S. stock market performance. It is a float-adjusted, market capitalization-weighted index of 500 U.S. operating companies and real estate investment trusts selected through a process that factors in criteria such as liquidity, price, market capitalization and financial viability. The Index is published under the Bloomberg ticker symbol “SPX.”

The Fund will invest principally in the financial instruments set forth below. The Fund expects that its cash balances maintained in connection with the use of financial instruments will typically be held in money market instruments.

- **Equity Securities** — The Fund invests in common stock issued by public companies.
- **Derivatives** — The Fund invests in derivatives, which are financial instruments whose value is derived from the value of an underlying asset or assets, such as stocks, bonds, funds (including exchange-traded funds (“ETFs”)), interest rates or indexes. The Fund invests in derivatives as a substitute for investing directly in stocks in order to gain exposure to the Index. These derivatives principally include:
 - **Swap Agreements** — Contracts entered into primarily with major global financial institutions for a specified period ranging from a day to more than one year. In a standard “swap” transaction, two parties agree to exchange the return (or differentials in rates of return) earned or realized on particular predetermined investments or instruments. The gross return to be exchanged or “swapped” between the parties is calculated with respect to a “notional amount,” e.g., the return on or change in value of a particular dollar amount invested in a “basket” of securities or an ETF representing a particular index.

- **Futures Contracts** — Standardized contracts traded on, or subject to the rules of, an exchange that call for the future delivery of a specified quantity and type of asset at a specified time and place or, alternatively, may call for cash settlement.
- **Money Market Instruments** — The Fund invests in short-term cash instruments that have a remaining maturity of 397 days or less and exhibit high quality credit profiles, for example:
 - **U.S. Treasury Bills** — U.S. government securities that have initial maturities of one year or less, and are supported by the full faith and credit of the U.S. government.
 - **Repurchase Agreements** — Contracts in which a seller of securities, usually U.S. government securities or other money market instruments, agrees to buy the securities back at a specified time and price. Repurchase agreements are primarily used by the Fund as a short-term investment vehicle for cash positions.

ProFund Advisors uses a mathematical approach to investing. Using this approach, ProFund Advisors determines the type, quantity and mix of investment positions that it believes, in combination, the Fund should hold to produce returns consistent with the Fund's investment objective. The Fund may invest in or gain exposure to only a representative sample of the securities in the Index or to securities not contained in the Index or in financial instruments, with the intent of obtaining exposure with aggregate characteristics similar to those of the Index. In managing the assets of the Fund, ProFund Advisors does not invest the assets of the Fund in securities or financial instruments based on ProFund Advisors' view of the investment merit of a particular security, instrument, or company, nor does it conduct conventional investment research or analysis or forecast market movement or trends.

The Fund will concentrate or focus its investments in a particular industry or group of industries to approximately the same extent the Index is so concentrated or focused. As of July 31, 2020, the Index was concentrated in the information technology industry group.

Please see "Investment Objectives, Principal Investment Strategies and Related Risks" in the Fund's Prospectus for additional details.

Principal Risks

You could lose money by investing in the Fund.

The principal risks described below are intended to provide information about the factors likely to have a significant adverse impact on the Fund's returns and consequently the value of an investment in the Fund. The risks are presented in an order intended to facilitate readability and their order does not imply that the realization of one risk is more likely to occur than another risk or likely to have a greater adverse impact than another risk.

- **Risks Associated with the Use of Derivatives** — Investing in derivatives may be considered aggressive and may expose the Fund to greater risks and may result in larger losses or smaller gains than investing directly in the reference asset(s) underlying those derivatives. These risks include counterparty risk, liquidity risk and increased correlation risk. When the Fund uses derivatives, there may be imperfect correlation between the value of the reference asset(s) underlying the derivative (e.g., the Index) and the derivative, which may prevent the Fund from achieving its investment objective. Because derivatives often require only a limited initial investment, the use of derivatives also may expose the Fund to losses in excess of those amounts initially invested. The Fund may use a combination of swaps on the Index and swaps on an ETF that is designed to track the performance of the Index. The performance of an ETF may not track the performance of the Index due to embedded costs and other factors. Thus, to the extent the Fund invests in swaps that use an ETF as the reference asset, the Fund may be subject to greater correlation risk and may not achieve as high a degree of correlation with the Index as it would if the Fund only used swaps on the Index. Moreover, with respect to the use of swap agreements, if the Index has a dramatic intraday move that causes a material decline in the Fund's net assets, the terms of a swap agreement between the Fund and its counterparty may permit the counterparty to immediately close out the transaction with the Fund. In that event, the Fund may be unable to enter into another swap agreement or invest in other derivatives to achieve the desired exposure consistent with the Fund's investment objective. This, in turn, may prevent the Fund from achieving its investment objective, even if the Index reverses all or a portion of its intraday move by the end of the day. As a result, the value of an investment in the Fund may change quickly and without warning. Any costs associated with using derivatives will also have the effect of lowering the Fund's return.
- **Correlation Risk** — A number of factors may affect the Fund's ability to achieve a high degree of correlation with the Index, and there is no guarantee that the Fund will achieve a high degree of correlation. Failure to achieve a high degree of correlation may prevent the Fund from achieving its investment objective.

Factors that may adversely affect the Fund's correlation with the Index include fees, expenses, transaction costs, income items, valuation methodology, accounting standards and disruptions or illiquidity in the markets for the financial instruments in which the Fund invests. The Fund may not have investment exposure to all of the securities in the Index, or its weighting of investment exposure to securities may be different from that of the Index. In addition, the Fund may invest in securities not included in the Index. The Fund may take or refrain from taking positions in order to improve tax efficiency, comply with regulatory restrictions, or for other

reasons, each of which may negatively affect the Fund's correlation with the Index. The Fund may also be subject to large movements of assets into and out of the Fund, potentially resulting in the Fund being over- or underexposed to the Index and may be impacted by Index reconstitutions and Index rebalancing events. Additionally, the Fund's underlying investments may trade on markets that may not be open on the same day as the Fund, which may cause a difference between the change in the performance of the Fund and change in the level of the Index on such day. Any of these factors could decrease correlation between the performance of the Fund and the Index and may hinder the Fund's ability to meet its investment objective.

- **Counterparty Risk** — Investing in derivatives and repurchase agreements involves entering into contracts with third parties (i.e., counterparties). The use of derivatives involves risks that are different from those associated with ordinary portfolio securities transactions. The Fund will be subject to credit risk (i.e., the risk that a counterparty is or is perceived to be unwilling or unable to make timely payments or otherwise meet its contractual obligations) with respect to the amount it expects to receive from counterparties to derivatives and repurchase agreements entered into by the Fund. If a counterparty becomes bankrupt or fails to perform its obligations, or if any collateral posted by the counterparty for the benefit of the Fund is insufficient or there are delays in the Fund's ability to access such collateral, the value of an investment in the Fund may decline.

The counterparty to a listed futures contract is the clearing organization for the listed future, which is held through a futures commission merchant ("FCM") acting on behalf of the Fund. Consequently, the counterparty risk on a listed futures contract is the creditworthiness of the FCM and the exchange's clearing corporation.

- **Equity and Market Risk** — Equity markets are volatile, and the value of securities, swaps, futures and other instruments correlated with equity markets may fluctuate dramatically from day to day. Equity markets are subject to corporate, political, regulatory, market and economic developments, as well as developments that impact specific economic sectors, industries or segments of the market. Further, stocks in the Index may underperform other equity investments. Volatility in the markets and/or market developments may cause the value of an investment in the Fund to decrease over short or long periods of time.
- **Concentration and Focused Investing** — The Index may concentrate (i.e., composed of securities that represent 25 percent or more of the value of the Index) or focus (i.e., composed of securities that represent a substantial portion of its value, but less than 25 percent) in an industry or group of industries. The Fund will allocate its investments to approximately the same extent as the Index. As a result, the Fund may be subject to greater market fluctuations than a fund that is more broadly invested across industries. Financial,

economic, business, regulatory conditions, and other developments affecting issuers in a particular industry or group of industries will have a greater effect on the Fund, and if securities of the particular industry or group of industries as a group fall out of favor, the Fund could underperform, or its net asset value may be more volatile than, funds that have greater industry diversification.

- **Exposure to Large-Cap Company Investment Risk** — Although returns on investments in large-cap companies are often perceived as being less volatile than the returns of companies with smaller market capitalizations, the return on large-cap securities could trail the returns on investments in smaller and mid-sized companies for a number of reasons. For example, large-cap companies may be unable to respond quickly to new competitive challenges, such as changes in technology, and also may not be able to attain the high growth rate of successful smaller companies.
- **Natural Disaster/Epidemic Risk** — Natural or environmental disasters, such as earthquakes, fires, floods, hurricanes, tsunamis and other severe weather-related phenomena generally, and widespread disease, including pandemics and epidemics (for example, the novel coronavirus COVID-19), have been and can be highly disruptive to economies and markets and have recently led, and may continue to lead, to increased market volatility and significant market losses. Such natural disaster and health crises could exacerbate political, social, and economic risks, and result in significant breakdowns, delays, shutdowns, social isolation, and other disruptions to important global, local and regional supply chains affected, with potential corresponding results on the operating performance of the Fund and its investments. A climate of uncertainty and panic, including the contagion of infectious viruses or diseases, may adversely affect global, regional, and local economies and reduce the availability of potential investment opportunities, and increases the difficulty of performing due diligence and modeling market conditions, potentially reducing the accuracy of financial projections. Under these circumstances, the Fund may have difficulty achieving its investment objectives which may adversely impact Fund performance. Further, such events can be highly disruptive to economies and markets, significantly disrupt the operations of individual companies (including, but not limited to, the Fund's investment advisor, third party service providers, and counterparties), sectors, industries, markets, securities and commodity exchanges, currencies, interest and inflation rates, credit ratings, investor sentiment, and other factors affecting the value of the Fund's investments. These factors can cause substantial market volatility, exchange trading suspensions and closures, changes in the availability of and the margin requirements for certain instruments, and can impact the ability of the Fund to complete redemptions and otherwise affect Fund performance and Fund trading in the secondary market. A widespread crisis would also affect the global

economy in ways that cannot necessarily be foreseen. How long such events will last and whether they will continue or recur cannot be predicted. Impacts from these could have a significant impact on the Fund's performance, resulting in losses to your investment.

• **Risk that Current Assumptions and Expectations Could Become Outdated As a Result of Global Economic Shock** —

The onset of the novel coronavirus (COVID-19) has caused significant shocks to global financial markets and economies, with many governments taking extreme actions to slow and contain the spread of COVID-19. These actions have had, and likely will continue to have, a severe economic impact on global economies as economic activity in some instances has essentially ceased. Financial markets across the globe are experiencing severe distress at least equal to what was experienced during the global financial crisis in 2008. In March 2020, U.S. equity markets entered a bear market in the fastest such move in the history of U.S. financial markets. During much of 2020, the unemployment rate in the U.S. has been extremely high by historical standards. It is not possible to predict when unemployment and market conditions will return to more normal levels. The global economic shocks being experienced as of the date hereof may cause the underlying assumptions and expectations of the Fund to become outdated quickly or inaccurate, resulting in significant losses.

• **Non-Diversification Risk** — The Fund is classified as “non-diversified” under the Investment Company Act of 1940, as amended (“1940 Act”). This means it has the ability to invest a relatively high percentage of its assets in the securities of a small number of issuers or in financial instruments with a single counterparty or a few counterparties. This may increase the Fund's volatility and increase the risk that the Fund's performance will decline based on the performance of a single issuer or the credit of a single counterparty.

• **Index Performance Risk** — The Index maintained by a third party provider unaffiliated with the Fund or ProFund Advisors. There can be no guarantee or assurance that the methodology used by the third party provider to create the Index will result in the Fund achieving positive returns. Further, there can be no guarantee that the methodology underlying the Index or the daily calculation of the Index will be free from error. It is also possible that the value of the Index may be subject to intentional manipulation by third-party market participants. The Index used by the Fund may underperform other asset classes and may underperform other similar indices. Each of these factors could have a negative impact on the performance of the Fund.

• **Active Investor Risk** — The Fund permits short-term trading of its securities. A significant portion of assets invested in the Fund may come from professional money managers and investors who use the Fund as part of active trading or tactical asset allocation strategies. These strategies often call for frequent trading to take advantage of anticipated changes in

market conditions, which could increase portfolio turnover and may result in additional costs for the Fund. In addition, large movements of assets into and out of the Fund may have a negative impact on the Fund's ability to achieve its investment objective or maintain a consistent level of operating expenses. In certain circumstances, the Fund's expense ratio may vary from current estimates or the historical ratio disclosed in this Prospectus.

• **Early Close/Late Close/Trading Halt Risk** — An exchange or market may close early, close late or issue trading halts on specific securities or financial instruments. As a result, the ability to trade certain securities or financial instruments may be restricted, which may result in the Fund being unable to trade those and other related financial instruments at all. In these circumstances, the Fund may be unable to rebalance its portfolio, may be unable to accurately price its investments and/or may incur substantial trading losses.

• **Liquidity Risk** — In certain circumstances, such as the disruption of the orderly markets for the financial instruments in which the Fund invests, the Fund might not be able to acquire or dispose of certain holdings quickly or at prices that represent true market value in the judgment of ProFund Advisors. Markets for the financial instruments in which the Fund invests may be disrupted by a number of events, including but not limited to economic crises, political crises, health crises, natural disasters, excessive volatility, new legislation, or regulatory changes inside or outside of the U.S. For example, regulation limiting the ability of certain financial institutions to invest in certain financial instruments would likely reduce the liquidity of those instruments. These situations may prevent the Fund from limiting losses, realizing gains or achieving a high correlation with the Index.

• **Portfolio Turnover Risk** — The Fund may incur high portfolio turnover to manage the Fund's investment exposure. Additionally, active trading of the Fund's shares may cause more frequent purchase and sales activities that could, in certain circumstances, increase the number of portfolio transactions. High levels of portfolio transactions increase brokerage and other transaction costs and may result in increased taxable capital gains. Each of these factors could have a negative impact on the performance of the Fund.

• **Tax Risk** — In order to qualify for the special tax treatment accorded a regulated investment company (“RIC”) and its shareholders, the Fund must derive at least 90% of its gross income for each taxable year from “qualifying income,” meet certain asset diversification tests at the end of each taxable quarter, and meet annual distribution requirements. The Fund's pursuit of its investment strategies will potentially be limited by the Fund's intention to qualify for such treatment and could adversely affect the Fund's ability to so qualify. The Fund can make certain investments, the treatment of which for these purposes is unclear. If, in any year, the Fund were to fail to qualify for the special tax treatment accorded a RIC and its shareholders, and were ineligible to or were not to cure

such failure, the Fund would be taxed in the same manner as an ordinary corporation subject to U.S. federal income tax on all its income at the fund level. The resulting taxes could substantially reduce the Fund's net assets and the amount of income available for distribution. In addition, in order to qualify for taxation as a RIC, the Fund could be required to recognize unrealized gains, pay substantial taxes and interest, and make certain distributions. Please see the Statement of Additional Information for more information.

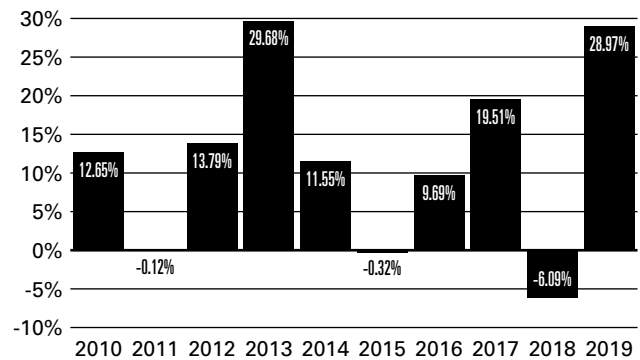
- **Valuation Risk** — In certain circumstances (e.g., if ProFund Advisors believes market quotations do not accurately reflect the fair value of an investment, or a trading halt closes an exchange or market early), ProFund Advisors may, in its sole discretion, choose to determine a fair value price as the basis for determining the market value of such investment for such day. The fair value of an investment determined by ProFund Advisors may be different from other value determinations of the same investment. Portfolio investments that are valued using techniques other than market quotations, including "fair valued" investments, may be subject to greater fluctuation in their value from one day to the next than would be the case if market quotations were used. In addition, there is no assurance that the Fund could sell a portfolio investment for the value established for it at any time, and it is possible that the Fund would incur a loss because a portfolio investment is sold at a discount to its established value.

Please see "Investment Objectives, Principal Investment Strategies and Related Risks" in the Fund's Prospectus for additional details.

Investment Results

The bar chart below shows how the Fund's investment results for Investor Class shares have varied from year to year, and the table shows how the Fund's average annual total returns for various periods compare with a broad measure of market performance. Performance for Service Class shares would differ to the extent their fees and expenses differ. This information provides some indication of the risks of investing in the Fund. In addition, the Fund's performance information reflects applicable fee waivers and/or expense limitations, if any, in effect during the periods presented. Absent such fee waivers/expense limitations, if any, performance would have been lower. Past results (before and after taxes) are not predictive of future results. Updated information on the Fund's results can be obtained by visiting the Fund's website (www.profunds.com).

Annual Returns as of December 31



Best Quarter (ended 3/31/2019): **13.12%**

Worst Quarter (ended 9/30/2011): **-14.41%**

The year-to-date return as of the most recent quarter, which ended September 30, 2020, was 3.93%.

Average Annual Total Returns

As of December 31, 2019

	One Year	Five Years	Ten Years	Inception Date
Investor Class Shares				12/1/1997
– Before Taxes	28.97%	9.62%	11.35%	
– After Taxes on Distributions	28.37%	9.49%	11.29%	
– After Taxes on Distributions and Sale of Shares	17.40%	7.60%	9.46%	
Service Class Shares	27.69%	8.53%	10.25%	12/1/1997
S&P 500^{®1}	31.49%	11.70%	13.56%	

1 Reflects no deduction for fees, expenses or taxes. Adjusted to reflect the reinvestment of dividends paid by issuers in the Index.

Average annual total returns are shown on a before- and after-tax basis for Investor Class shares only. After-tax returns for Service Class shares will vary. After-tax returns are calculated using the historical highest individual federal marginal income tax rates and do not reflect the impact of state and local taxes. Actual after-tax returns depend on an investor's tax situation and may differ from those shown. After-tax returns shown are not relevant to investors who hold the Fund's shares through tax-deferred arrangements, such as a retirement account. After-tax returns may exceed the return before taxes due to a tax benefit from realizing a capital loss on a sale of shares.

Annual returns are required to be shown and should not be interpreted as suggesting that the Fund should or should not be held for longer periods of time.

Management

The Fund is advised by ProFund Advisors. Michael Neches, Senior Portfolio Manager, and Devin Sullivan, Portfolio Manager, have jointly and primarily managed the Fund since October 2013 and April 2018, respectively.

Purchase and Sale of Fund Shares

The **minimum initial investment** amounts for all classes, which may be waived at the discretion of the Fund, are:

- \$5,000 for accounts that list a financial professional.
- \$15,000 for self-directed accounts.

You may purchase, redeem or exchange Fund shares on any day which the New York Stock Exchange is open for business. Depending on where your account is held, you may redeem your shares by contacting your financial professional or the Fund by mail, telephone, wire transfer or on-line (www.profund.com).

Tax Information

The Fund's distributions generally are taxable, and will be taxed as ordinary income, qualified dividend income or capital gains, unless you are investing through a tax-advantaged arrangement, such as a 401(k) plan or an individual retirement account. You may be taxed later upon withdrawal of monies from such tax-advantaged arrangements.

The Fund intends to distribute income, if any, and capital gains, if any, at least annually.

Payments to Broker-Dealers and Other Financial Intermediaries

If you purchase Fund shares through a financial intermediary, such as a broker-dealer or investment adviser, the Fund and its distributor may pay the intermediary for the sale of Fund shares and related services. These payments may create a conflict of interest by influencing the broker-dealer or other financial intermediary to recommend the Fund over another investment. Ask your financial intermediary or visit your financial intermediary's website for more information.

Important Information About the Fund

Communication Services UltraSector ProFund (the “Fund”) seeks daily investment results, before fees and expenses, that correspond to one and one-half times (1.5x) the return of the S&P Communication Services Select Sector Index (the “Index”) **for a single day**, not for any other period. A “single day” is measured from the time the Fund calculates its net asset value (“NAV”) to the time of the Fund’s next NAV calculation. **The return of the Fund for periods longer than a single day will be the result of its return for each day compounded over the period. The Fund’s returns for periods longer than a single day will very likely differ in amount, and possibly even direction, from the Fund’s stated multiple (1.5x) times the return of the Index for the same period. For periods longer than a single day, the Fund will lose money if the Index’s performance is flat, and it is possible that the Fund will lose money even if the level of the Index rises.** Longer holding periods, higher Index volatility, and greater leveraged exposure each exacerbate the impact of compounding on an investor’s returns. During periods of higher Index volatility, the volatility of the Index may affect the Fund’s return as much as or more than the return of the Index.

The Fund presents different risks than other types of funds. The Fund uses leverage and is riskier than similarly benchmarked funds that do not use leverage. The Fund may not be suitable for all investors and should be used only by knowledgeable investors who understand the consequences of seeking daily leveraged (1.5x) investment results, including the impact of compounding on Fund performance. Investors in the Fund should actively manage and monitor their investments, as frequently as daily. An investor in the Fund could potentially lose the full principal value of their investment within a single day.

Investment Objective

The Fund seeks daily investment results, before fees and expenses, that correspond to one and one-half times (1.5x) the daily performance of the Index. **The Fund does not seek to achieve its stated investment objective over a period of time greater than a single day.**

Fees and Expenses of the Fund

The table below describes the fees and expenses that you may pay if you buy, hold, and sell shares of the Fund. You may pay other fees, such as brokerage commissions and other fees to financial intermediaries, which are not reflected in the tables and examples below.

Shareholder Fees

(fees paid directly from your investment)

Wire Fee \$10

Annual Fund Operating Expenses

(expenses that you pay each year as a percentage of the value of your investment)

	Investor Class	Service Class
Investment Advisory Fees	0.75%	0.75%
Distribution and Service (12b-1) Fees	0.00%	1.00%
Other Expenses	1.62%	1.62%

Total Annual Fund Operating Expenses Before Fee Waivers and Expense Reimbursements

	2.37%	3.37%
Fee Waivers/Reimbursements ¹	-0.59%	-0.59%

Total Annual Fund Operating Expenses After Fee Waivers and Expense Reimbursements

	<u>1.78%</u>	<u>2.78%</u>
--	--------------	--------------

¹ ProFund Advisors LLC (“ProFund Advisors”) has contractually agreed to waive Investment Advisory and Management Services Fees and to reimburse Other Expenses to the extent Total Annual Fund Operating Expenses Before Fee Waivers and Expense Reimbursements, as a percentage of average daily net assets, exceed 1.78% for Investor Class shares and 2.78% for Service Class shares through November 30, 2021. After such date, the expense limitation may be terminated or revised by ProFund Advisors. Amounts waived or reimbursed in a particular contractual period may be recouped by ProFund Advisors within three years of the end of that contractual period, however, such recoupment will be limited to the lesser of any expense limitation in place at the time of recoupment or the expense limitation in place at the time of waiver or reimbursement.

Example: This example is intended to help you compare the cost of investing in the Fund with the cost of investing in other funds.

The example assumes that you invest \$10,000 in the Fund for the time periods indicated and then redeem all of your shares at the end of each period. The example also assumes that your investment has a 5% return each year and that the Fund’s operating expenses remain the same, except that the fee waiver/expense reimbursement is assumed only to pertain to the first year. Although your actual costs may be higher or lower, based on these assumptions your approximate costs would be:

	1Year	3Years	5Years	10Years
Investor Class	\$181	\$683	\$1,212	\$2,661
Service Class	\$281	\$981	\$1,705	\$3,618

The Fund pays transaction and financing costs associated with the purchase and sale of securities and derivatives. These costs are not reflected in the table or the example above.

Portfolio Turnover

The Fund pays transaction costs, such as commissions, when it buys and sells securities (or “turns over” its portfolio). A higher portfolio turnover rate may indicate higher transaction costs and may result in higher taxes when the Fund’s shares are held in a taxable account. These costs, which are not reflected in the Annual Fund Operating Expenses or in the example above, affect the Fund’s performance. During the most recent fiscal year, the Fund’s annual portfolio turnover rate was 82% of the average value of its entire portfolio. This portfolio turnover rate is calculated without regard to cash instruments or derivatives transactions. If such transactions were included, the Fund’s portfolio turnover rate would be significantly higher.

Principal Investment Strategies

The Fund invests in financial instruments that ProFund Advisors believes, in combination, should produce daily returns consistent with the Fund’s investment objective.

The Index is constructed and maintained by S&P Dow Jones Indices LLC. The Index represents the communication services sector of the S&P 500 Index (“S&P 500”). The Index is one of eleven (11) of the S&P Select Sector Indices (the “Select Sector Indices”), each designed to measure the performance of a sector of the S&P 500. Membership in the Select Sector Indices is generally determined by the Global Industry Classification Standard (“GICS”), which classifies securities primarily based on revenues; however, earnings and market perception are also considered. The Index includes equity securities of companies from the following industries: diversified telecommunications services; wireless telecommunications services; media; entertainment; and interactive media & services. As of May 31, 2020, the top five companies in the Index by weight (i.e., percentage) were Alphabet Inc, Facebook Inc, T-Mobile US Inc, Electronic Arts, Activision Blizzard Inc. The Index is sponsored by Standard & Poor’s (the “Index Provider”), which is not affiliated with the Fund or ProFund Advisors. The Index Provider determines the composition of the Index and relative weightings of the Index constituents, and publishes information regarding the market value of the Index. The components of the Index may change over time. The Index is published under the Bloomberg ticker symbol “IXCTR”.

The Fund will invest principally in the financial instruments set forth below. The Fund expects that its cash balances maintained in connection with the use of financial instruments will typically be held in money market instruments.

- **Equity Securities** — The Fund invests in common stock issued by public companies.
- **Derivatives** — The Fund invests in derivatives, which are financial instruments whose value is derived from the value of an underlying asset or assets, such as stocks, bonds, funds

(including exchange-traded funds (“ETFs”)), interest rates or indexes. The Fund invests in derivatives as a substitute for investing directly in securities in order to seek returns for a single day that are leveraged (1.5x) to the returns of the Index for that day. These derivatives principally include:

- **Swap Agreements** — Contracts entered into primarily with major global financial institutions for a specified period ranging from a day to more than one year. In a standard “swap” transaction, two parties agree to exchange the return (or differentials in rates of return) earned or realized on particular predetermined investments or instruments. The gross return to be exchanged or “swapped” between the parties is calculated with respect to a “notional amount,” e.g., the return on or change in value of a particular dollar amount invested in a “basket” of securities or an ETF representing a particular index.
- **Money Market Instruments** — The Fund invests in short-term cash instruments that have a remaining maturity of 397 days or less and exhibit high quality credit profiles, for example:
 - **U.S. Treasury Bills** — U.S. government securities that have initial maturities of one year or less, and are supported by the full faith and credit of the U.S. government.
 - **Repurchase Agreements** — Contracts in which a seller of securities, usually U.S. government securities or other money market instruments, agrees to buy the securities back at a specified time and price. Repurchase agreements are primarily used by the Fund as a short-term investment vehicle for cash positions.

ProFund Advisors uses a mathematical approach to investing. Using this approach, ProFund Advisors determines the type, quantity and mix of investment positions that it believes, in combination, the Fund should hold to produce daily returns consistent with the daily Fund’s investment objective. The Fund may invest in or gain exposure to only a representative sample of the securities in the Index or to securities not contained in the Index or in financial instruments, with the intent of obtaining exposure with aggregate characteristics similar to those of a multiple of the single day returns of the Index. In managing the assets of the Fund, ProFund Advisors does not invest the assets of the Fund in securities or financial instruments based on ProFund Advisors’ view of the investment merit of a particular security, instrument, or company, nor does it conduct conventional investment research or analysis or forecast market movement or trends. The Fund seeks to remain fully invested at all times in securities and/or financial instruments that, in combination, provide leveraged exposure to the single day returns of the Index, consistent with its investment objective, without regard to market conditions, trends or direction. The Fund seeks investment results for a single day only, measured as the time the

Fund calculates its NAV to the next time the Fund calculates its NAV, and not for any other period.

The Fund seeks to engage in daily rebalancing to position its portfolio so that its exposure to the Index is consistent with the Fund's daily investment objective. The time and manner in which the Fund rebalances its portfolio may vary from day to day at the discretion of ProFund Advisors, depending on market conditions and other circumstances. The Index's movements during the day will affect whether the Fund's portfolio needs to be rebalanced. For example, if the Index has risen on a given day, net assets of the Fund should rise (assuming there were no share redemptions). As a result, the Fund's exposure will need to be increased. Conversely, if the Index has fallen on a given day, net assets of the Fund should fall (assuming there were no shares issued). As a result, the Fund's exposure will need to be decreased.

Daily rebalancing and the compounding of each day's return over time means that the return of the Fund for a period longer than a single day will be the result of each day's returns compounded over the period, which will very likely differ in amount, and possibly even direction, from one and one-half times (1.5x) the return of the Index for the same period. The Fund will lose money if the Index's performance is flat over time, and the Fund can lose money regardless of the performance of the Index, as a result of daily rebalancing, the Index's volatility, compounding of each day's return and other factors. See "Principal Risks" below.

The Fund will concentrate or focus its investments in a particular industry or group of industries to approximately the same extent the Index is so concentrated or focused. As of July 31, 2020, the Index was concentrated in the media & entertainment industry group.

Please see "Investment Objectives, Principal Investment Strategies and Related Risks" in the Fund's Prospectus for additional details.

Principal Risks

You may lose the full principal value of your investment within a single day.

The principal risks described below are intended to provide information about the factors likely to have a significant adverse impact on the Fund's returns and consequently the value of an investment in the Fund. The risks are presented in an order intended to facilitate readability and their order does not imply that the realization of one risk is more likely to occur than another risk or likely to have a greater adverse impact than another risk.

- **Risks Associated with the Use of Derivatives** — Investing in derivatives may be considered aggressive and may expose the Fund to greater risks and may result in larger losses or smaller gains than investing directly in the reference asset(s) underlying those derivatives. These risks include counterparty risk, liquidity risk and increased correlation risk. When the Fund uses derivatives, there may be imperfect correlation

between the value of the reference asset(s) underlying the derivative (e.g., the Index) and the derivative, which may prevent the Fund from achieving its investment objective. Because derivatives often require only a limited initial investment, the use of derivatives also may expose the Fund to losses in excess of those amounts initially invested. The Fund may use a combination of swaps on the Index and swaps on an ETF that is designed to track the performance of the Index. The performance of an ETF may not track the performance of the Index due to embedded costs and other factors. Thus, to the extent the Fund invests in swaps that use an ETF as the reference asset, the Fund may be subject to greater correlation risk and may not achieve as high a degree of correlation with the Index as it would if the Fund only used swaps on the Index. Moreover, with respect to the use of swap agreements, if the Index has a dramatic intraday move that causes a material decline in the Fund's net assets, the terms of a swap agreement between the Fund and its counterparty may permit the counterparty to immediately close out the transaction with the Fund. In that event, the Fund may be unable to enter into another swap agreement or invest in other derivatives to achieve the desired exposure consistent with the Fund's investment objective. This, in turn, may prevent the Fund from achieving its investment objective, even if the Index reverses all or a portion of its intraday move by the end of the day. As a result, the value of an investment in the Fund may change quickly and without warning. Any costs associated with using derivatives will also have the effect of lowering the Fund's return.

- **Leverage Risk** — The Fund obtains investment exposure in excess of its assets in seeking to achieve its investment objective — a form of leverage — and will lose more money in market environments adverse to its daily objective than a similar fund that does not employ such leverage. The use of such leverage increases the risk of a total loss of an investor's investment. For example, because the Fund includes a multiplier of one and one-half times (1.5x) the Index, a single day movement in the Index approaching 67% at any point in the day could result in the total loss of an investor's investment if that movement is contrary to the investment objective of the Fund, even if the Index subsequently moves in an opposite direction, eliminating all or a portion of the earlier movement. This would be the case with any such single day movements in the Index, even if the Index maintains a level greater than zero at all times. In addition, the use of leverage may increase the volatility of the Fund and magnify any differences between the performance of the Fund and the Index.
- **Compounding Risk** — The Fund has a single day investment objective, and the Fund's performance for any other period is the result of its return for each day compounded over the period. The performance of the Fund for periods longer than a single day will very likely differ in amount, and possibly even direction, from one and one-half times (1.5x) the daily return

of the Index for the same period, before accounting for fees and expenses. Compounding affects all investments, but has a more significant impact on a leveraged fund. This effect becomes more pronounced as Index volatility and holding periods increase. Fund performance for a period longer than a single day can be estimated given any set of assumptions for the following factors: (a) Index volatility; (b) Index performance; (c) period of time; (d) financing rates associated with leveraged exposure; (e) other Fund expenses; and (f) dividends or interest paid with respect to securities in the Index. The chart below illustrates the impact of two principal factors — Index volatility and Index performance — on Fund performance. The chart shows estimated Fund returns for a number of combinations of Index volatility and Index performance over a one-year period. Actual volatility, Index and Fund performance may differ significantly from the chart below. Performance shown in the chart assumes: (a) no dividends paid with respect to securities included in the Index; (b) no Fund expenses; and (c) borrowing/lending rates (to obtain leveraged exposure) of zero percent. If Fund expenses and/or actual borrowing/lending rates were reflected, the Fund's performance would be different than shown.

Areas shaded darker represent those scenarios where the Fund can be expected to return less than one and one-half times (1.5x) the performance of the Index.

Estimated Fund Returns						
Index Performance		One Year Volatility Rate				
One Year Index	One and One-Half Times (1.5x) the One Year Index					
		10%	25%	50%	75%	100%
-60%	-90.0%	-74.8%	-75.3%	-77.0%	-79.5%	-82.6%
-50%	-75.0%	-64.8%	-65.5%	-67.8%	-71.4%	-75.7%
-40%	-60.0%	-53.7%	-54.6%	-57.7%	-62.4%	-68.1%
-30%	-45.0%	-41.7%	-42.8%	-46.7%	-52.6%	-59.7%
-20%	-30.0%	-28.7%	-30.1%	-34.8%	-42.1%	-50.8%
-10%	-15.0%	-14.9%	-16.6%	-22.3%	-30.9%	-41.3%
0%	0.0%	-0.4%	-2.3%	-8.9%	-19.0%	-31.3%
10%	15.0%	14.9%	12.7%	5.0%	-6.6%	-20.7%
20%	30.0%	31.0%	28.4%	19.7%	6.5%	-9.7%
30%	45.0%	47.7%	44.8%	35.0%	20.0%	1.9%
40%	60.0%	65.0%	61.8%	50.8%	34.1%	13.8%
50%	75.0%	83.0%	79.5%	67.3%	48.8%	26.3%
60%	90.0%	101.6%	97.9%	84.3%	63.9%	39.1%

The foregoing table is intended to isolate the effect of Index volatility and Index performance on the return of the Fund and is not a representation of actual returns. For example, the Fund may incorrectly be expected to achieve a -30% return on a yearly basis if the Index return were -20%, absent the effects of compounding. As the table shows, with Index volatility of 50%, the Fund could be expected to return -34.8% under such a scenario. The Fund's actual returns may be significantly

better or worse than the returns shown above as a result of any of the factors discussed above or in "Principal Risks — Correlation Risk" below. The Index inceptioned on April 30, 2018. For the period since the inception of the Index through July 31, 2020, the Index's annualized historical volatility rate was 25.52%. If the Index had been in operation for the five-year period ended July 31, 2020, the Index's hypothetical annualized volatility rate would have been 20.61%. The Index's highest July to July hypothetical volatility rate during the five-year period would have been 31.73% (July 31, 2020). The Index's annualized total return performance for the period since the inception of the Index through July 31, 2020 was 13.69%.

Hypothetical Index volatility is based on criteria applied retroactively with the benefit of hindsight and knowledge of factors that may have positively affected its performance, and cannot account for all the financial risk that may affect the actual performance of the Fund. Historical and hypothetical Index volatility are not indications of what the Index volatility will be in the future. The volatility of U.S. exchange-traded securities or instruments that reflect the value of the Index may differ from the volatility of the index. Actual volatility of the Fund may vary significantly from the hypothetical volatility of the Index.

For additional graphs and charts demonstrating the effects of Index volatility and Index performance on the long-term performance of the Fund, see "Understanding the Risks and Long-Term Performance of Daily Objective Funds — The Impact of Compounding" in the Fund's Prospectus and "Special Note Regarding the Correlation Risks of Geared Funds" in the Fund's Statement of Additional Information.

- **Correlation Risk** — A number of factors may affect the Fund's ability to achieve a high degree of leveraged correlation with the Index, and there is no guarantee that the Fund will achieve a high degree of leveraged correlation. Failure to achieve a high degree of leveraged correlation may prevent the Fund from achieving its investment objective, and the percentage change of the Fund's NAV each day may differ, perhaps significantly in amount, and possibly even direction, from one and one-half times (1.5x) the percentage change of the Index on such day.

In order to achieve a high degree of leveraged correlation with the Index, the Fund seeks to rebalance its portfolio daily to keep exposure consistent with its investment objective. Being materially under- or overexposed to the Index may prevent the Fund from achieving a high degree of leveraged correlation with the Index and may expose the Fund to greater leverage risk. Market disruptions or closure, regulatory restrictions, market volatility, illiquidity in the markets for the financial instruments in which the Fund invests, and other factors will adversely affect the Fund's ability to adjust exposure to requisite levels. The target amount of portfolio exposure is impacted dynamically by the Index's movements, including

intraday movements. Because of this, it is unlikely that the Fund will have perfect leveraged (1.5x) exposure during the day or at the end of each day and the likelihood of being materially under- or overexposed is higher on days when the Index is volatile, particularly when the Index is volatile at or near the close of the trading day.

A number of other factors may also adversely affect the Fund's leveraged correlation with the Index, including fees, expenses, transaction costs, financing costs associated with the use of derivatives, income items, valuation methodology, accounting standards and disruptions or illiquidity in the markets for the securities or financial instruments in which the Fund invests. The Fund may not have investment exposure to all of the securities in the Index, or its weighting of investment exposure to securities may be different from that of the Index. In addition, the Fund may invest in securities not included in the Index. The Fund may take or refrain from taking positions in order to improve tax efficiency, comply with regulatory restrictions, or for other reasons, each of which may negatively affect the Fund's correlation with the Index. The Fund may also be subject to large movements of assets into and out of the Fund, potentially resulting in the Fund being under- or overexposed to the Index and may be impacted by Index reconstitutions and Index rebalancing events. Additionally, the Fund's underlying investments and/or reference assets may trade on markets that may not be open on the same day as the Fund, which may cause a difference between the changes in the daily performance of the Fund and changes in the level of the Index. Any of these factors could decrease correlation between the performance of the Fund and the Index and may hinder the Fund's ability to meet its daily investment objective on or around that day.

- **Rebalancing Risk** — If for any reason the Fund is unable to rebalance all or a portion of its portfolio, or if all or a portion of the portfolio is rebalanced incorrectly, the Fund's investment exposure may not be consistent with the Fund's investment objective. In these instances, the Fund may have investment exposure to the Index that is significantly greater or less than its stated multiple. As a result, the Fund may be more exposed to leverage risk than if it had been properly rebalanced and may not achieve its investment objective.
- **Counterparty Risk** — Investing in derivatives and repurchase agreements involves entering into contracts with third parties (i.e., counterparties). The use of derivatives involves risks that are different from those associated with ordinary portfolio securities transactions. The Fund will be subject to credit risk (i.e., the risk that a counterparty is or is perceived to be unwilling or unable to make timely payments or otherwise meet its contractual obligations) with respect to the amount it expects to receive from counterparties to derivatives and repurchase agreements entered into by the Fund. If a counterparty becomes bankrupt or fails to perform its obligations, or if any collateral posted by the counterparty for

the benefit of the Fund is insufficient or there are delays in the Fund's ability to access such collateral, the value of an investment in the Fund may decline.

- **Communication Services Industry Risk** — The risk of investments in the industry include: the potential obsolescence of products and services due to increasing competition from the innovation of competitors; increased research and development costs and capital requirements to formulate new products and services that utilize new technology; pricing new and existing products to match or beat industry competitors, shifting demographics and changes to consumer taste, which can negatively impact profitability; and regulation by the Federal Communications Commission, and various state regulatory authorities. Companies in the communication services industry may be more susceptible to cybersecurity issues than companies in other industries, including hacking, theft of proprietary or consumer information, and disruptions in service.
- **Equity and Market Risk** — Equity markets are volatile, and the value of securities, swaps, futures and other instruments correlated with equity markets may fluctuate dramatically from day to day. Equity markets are subject to corporate, political, regulatory, market and economic developments, as well as developments that impact specific economic sectors, industries or segments of the market. Further, stocks in the Index may underperform other equity investments. Volatility in the markets and/or market developments may cause the value of an investment in the Fund to decrease over short or long periods of time.
- **Concentration and Focused Investing** — The Index may concentrate (i.e., composed of securities that represent 25 percent or more of the value of the Index) or focus (i.e., composed of securities that represent a substantial portion of its value, but less than 25 percent) in an industry or group of industries. The Fund will allocate its investments to approximately the same extent as the Index. As a result, the Fund may be subject to greater market fluctuations than a fund that is more broadly invested across industries. Financial, economic, business, regulatory conditions, and other developments affecting issuers in a particular industry or group of industries will have a greater effect on the Fund, and if securities of the particular industry or group of industries as a group fall out of favor, the Fund could underperform, or its net asset value may be more volatile than, funds that have greater industry diversification.
- **Exposure to Large-Cap Company Investment Risk** — Although returns on investments in large-cap companies are often perceived as being less volatile than the returns of companies with smaller market capitalizations, the return on large-cap securities could trail the returns on investments in smaller and mid-sized companies for a number of reasons. For example, large-cap companies may be unable to respond

quickly to new competitive challenges, such as changes in technology, and also may not be able to attain the high growth rate of successful smaller companies.

- **Natural Disaster/Epidemic Risk** — Natural or environmental disasters, such as earthquakes, fires, floods, hurricanes, tsunamis and other severe weather-related phenomena generally, and widespread disease, including pandemics and epidemics (for example, the novel coronavirus COVID-19), have been and can be highly disruptive to economies and markets and have recently led, and may continue to lead, to increased market volatility and significant market losses. Such natural disaster and health crises could exacerbate political, social, and economic risks, and result in significant breakdowns, delays, shutdowns, social isolation, and other disruptions to important global, local and regional supply chains affected, with potential corresponding results on the operating performance of the Fund and its investments. A climate of uncertainty and panic, including the contagion of infectious viruses or diseases, may adversely affect global, regional, and local economies and reduce the availability of potential investment opportunities, and increases the difficulty of performing due diligence and modeling market conditions, potentially reducing the accuracy of financial projections. Under these circumstances, the Fund may have difficulty achieving its investment objectives which may adversely impact Fund performance. Further, such events can be highly disruptive to economies and markets, significantly disrupt the operations of individual companies (including, but not limited to, the Fund's investment advisor, third party service providers, and counterparties), sectors, industries, markets, securities and commodity exchanges, currencies, interest and inflation rates, credit ratings, investor sentiment, and other factors affecting the value of the Fund's investments. These factors can cause substantial market volatility, exchange trading suspensions and closures, changes in the availability of and the margin requirements for certain instruments, and can impact the ability of the Fund to complete redemptions and otherwise affect Fund performance and Fund trading in the secondary market. A widespread crisis would also affect the global economy in ways that cannot necessarily be foreseen. How long such events will last and whether they will continue or recur cannot be predicted. Impacts from these could have a significant impact on the Fund's performance, resulting in losses to your investment.
- **Risk that Current Assumptions and Expectations Could Become Outdated As a Result of Global Economic Shock** — The onset of the novel coronavirus (COVID-19) has caused significant shocks to global financial markets and economies, with many governments taking extreme actions to slow and contain the spread of COVID-19. These actions have had, and likely will continue to have, a severe economic impact on global economies as economic activity in some instances has essentially ceased. Financial markets across the globe are experiencing severe distress at least equal to what was

experienced during the global financial crisis in 2008. In March 2020, U.S. equity markets entered a bear market in the fastest such move in the history of U.S. financial markets. During much of 2020, the unemployment rate in the U.S. has been extremely high by historical standards. It is not possible to predict when unemployment and market conditions will return to more normal levels. The global economic shocks being experienced as of the date hereof may cause the underlying assumptions and expectations of the Fund to become outdated quickly or inaccurate, resulting in significant losses.

- **Non-Diversification Risk** — The Fund is classified as “non-diversified” under the Investment Company Act of 1940, as amended (“1940 Act”). This means it has the ability to invest a relatively high percentage of its assets in the securities of a small number of issuers or in financial instruments with a single counterparty or a few counterparties. This may increase the Fund's volatility and increase the risk that the Fund's performance will decline based on the performance of a single issuer or the credit of a single counterparty. This risk may be particularly acute if the Index is comprised of a small number of securities.
- **Index Performance Risk** — The Index maintained by a third party provider unaffiliated with the Fund or ProFund Advisors. There can be no guarantee or assurance that the methodology used by the third party provider to create the Index will result in the Fund achieving positive returns. Further, there can be no guarantee that the methodology underlying the Index or the daily calculation of the Index will be free from error. It is also possible that the value of the Index may be subject to intentional manipulation by third-party market participants. The Index used by the Fund may underperform other asset classes and may underperform other similar indices. Each of these factors could have a negative impact on the performance of the Fund.
- **Active Investor Risk** — The Fund permits short-term trading of its securities. A significant portion of assets invested in the Fund may come from professional money managers and investors who use the Fund as part of active trading or tactical asset allocation strategies. These strategies often call for frequent trading to take advantage of anticipated changes in market conditions, which could increase portfolio turnover and may result in additional costs for the Fund. In addition, large movements of assets into and out of the Fund may have a negative impact on the Fund's ability to achieve its investment objective or maintain a consistent level of operating expenses. In certain circumstances, the Fund's expense ratio may vary from current estimates or the historical ratio disclosed in this Prospectus.
- **Early Close/Late Close/Trading Halt Risk** — An exchange or market may close early, close late or issue trading halts on specific securities or financial instruments. As a result, the ability to trade certain securities or financial instruments may be restricted, which may result in the Fund being unable to

trade those and other related financial instruments at all. In these circumstances, the Fund may be unable to rebalance its portfolio, may be unable to accurately price its investments and/or may incur substantial trading losses.

- **Liquidity Risk** — In certain circumstances, such as the disruption of the orderly markets for the financial instruments in which the Fund invests, the Fund might not be able to acquire or dispose of certain holdings quickly or at prices that represent true market value in the judgment of ProFund Advisors. Markets for the financial instruments in which the Fund invests may be disrupted by a number of events, including but not limited to economic crises, political crises, health crises, natural disasters, excessive volatility, new legislation, or regulatory changes inside or outside of the U.S. For example, regulation limiting the ability of certain financial institutions to invest in certain financial instruments would likely reduce the liquidity of those instruments. These situations may prevent the Fund from limiting losses, realizing gains or achieving a high leveraged correlation with the Index.
- **Portfolio Turnover Risk** — The Fund may incur high portfolio turnover to manage the Fund's investment exposure. Additionally, active trading of the Fund's shares may cause more frequent purchase and sales activities that could, in certain circumstances, increase the number of portfolio transactions. High levels of portfolio transactions increase brokerage and other transaction costs and may result in increased taxable capital gains. Each of these factors could have a negative impact on the performance of the Fund.
- **Tax Risk** — In order to qualify for the special tax treatment accorded a regulated investment company ("RIC") and its shareholders, the Fund must derive at least 90% of its gross income for each taxable year from "qualifying income," meet certain asset diversification tests at the end of each taxable quarter, and meet annual distribution requirements. The Fund's pursuit of its investment strategies will potentially be limited by the Fund's intention to qualify for such treatment and could adversely affect the Fund's ability to so qualify. The Fund can make certain investments, the treatment of which for these purposes is unclear. If, in any year, the Fund were to fail to qualify for the special tax treatment accorded a RIC and its shareholders, and were ineligible to or were not to cure

such failure, the Fund would be taxed in the same manner as an ordinary corporation subject to U.S. federal income tax on all its income at the fund level. The resulting taxes could substantially reduce the Fund's net assets and the amount of income available for distribution. In addition, in order to requalify for taxation as a RIC, the Fund could be required to recognize unrealized gains, pay substantial taxes and interest, and make certain distributions. Please see the Statement of Additional Information for more information.

- **Valuation Risk** — In certain circumstances (e.g., if ProFund Advisors believes market quotations do not accurately reflect the fair value of an investment, or a trading halt closes an exchange or market early), ProFund Advisors may, in its sole discretion, choose to determine a fair value price as the basis for determining the market value of such investment for such day. The fair value of an investment determined by ProFund Advisors may be different from other value determinations of the same investment. Portfolio investments that are valued using techniques other than market quotations, including "fair valued" investments, may be subject to greater fluctuation in their value from one day to the next than would be the case if market quotations were used. In addition, there is no assurance that the Fund could sell a portfolio investment for the value established for it at any time, and it is possible that the Fund would incur a loss because a portfolio investment is sold at a discount to its established value.

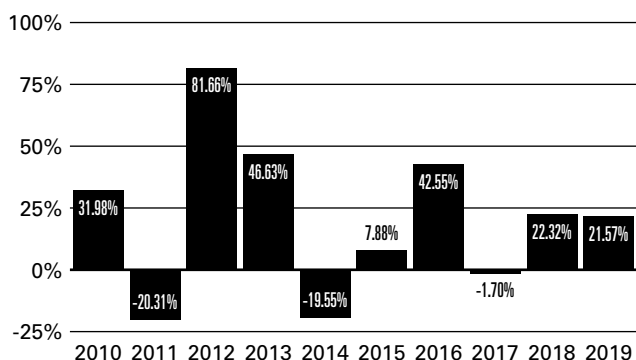
Please see "Investment Objectives, Principal Investment Strategies and Related Risks" in the Fund's Prospectus for additional details.

Investment Results

The bar chart below shows how the Fund's investment results for Investor Class shares have varied from year to year, and the table shows how the Fund's average annual total returns for various periods compare with different broad measures of market performance. Performance for Service Class shares would differ to the extent their fees and expenses differ. This information provides some indication of the risks of investing in the Fund. In addition, the Fund's performance information reflects applicable fee waivers and/or expense limitations, if any, in effect during the periods presented. Absent such fee waivers/expense limitations, if any, performance would have been lower. Past

results (before and after taxes) are not predictive of future results. Updated information on the Fund's results can be obtained by visiting the Fund's website (www.profundfunds.com).

Annual Returns as of December 31



Best Quarter (ended 9/30/2012): **42.69%**

Worst Quarter (ended 9/30/2011): **-29.82%**

The year-to-date return as of the most recent quarter, which ended September 30, 2020, was 11.22%.

Average Annual Total Returns

As of December 31, 2019

	One Year	Five Years	Ten Years	Inception Date
Investor Class Shares				6/19/2000
– Before Taxes	21.57%	17.59%	17.62%	
– After Taxes on Distributions	20.73%	17.42%	17.54%	
– After Taxes on Distributions and Sale of Shares	13.36%	14.30%	15.15%	
Service Class Shares	20.36%	16.43%	16.43%	6/19/2000
S&P 500^{®1}	31.49%	11.70%	13.56%	
S&P Communication Services Select Sector[®] Index¹	31.39%	13.50%	16.00%	

1 Reflects no deduction for fees, expenses or taxes. Adjusted to reflect the reinvestment of dividends paid by issuers in the Index.

Average annual total returns are shown on a before- and after-tax basis for Investor Class shares only. After-tax returns for Service Class shares will vary. After-tax returns are calculated using the historical highest individual federal marginal income tax rates and do not reflect the impact of state and local taxes. Actual after-tax returns depend on an investor's tax situation and may differ from those shown. After-tax returns shown are not relevant to investors who hold the Fund's shares through tax-deferred

arrangements, such as a retirement account. After-tax returns may exceed the return before taxes due to a tax benefit from realizing a capital loss on a sale of shares.

Annual returns are required to be shown and should not be interpreted as suggesting that the Fund should or should not be held for longer periods of time.

Management

The Fund is advised by ProFund Advisors. Michael Neches, Senior Portfolio Manager, and Tarak Davé, Portfolio Manager, have jointly and primarily managed the Fund since October 2013 and April 2018, respectively.

Purchase and Sale of Fund Shares

The **minimum initial investment** amounts for all classes, which may be waived at the discretion of the Fund, are:

- \$5,000 for accounts that list a financial professional.
- \$15,000 for self-directed accounts.

You may purchase, redeem or exchange Fund shares on any day which the New York Stock Exchange is open for business. Depending on where your account is held, you may redeem your shares by contacting your financial professional or the Fund by mail, telephone, wire transfer or on-line (www.profundfunds.com).

Tax Information

The Fund's distributions generally are taxable, and will be taxed as ordinary income, qualified dividend income or capital gains, unless you are investing through a tax-advantaged arrangement, such as a 401(k) plan or an individual retirement account. You may be taxed later upon withdrawal of monies from such tax-advantaged arrangements.

The Fund intends to distribute income, if any, and capital gains, if any, at least annually.

Payments to Broker-Dealers and Other Financial Intermediaries

If you purchase Fund shares through a financial intermediary, such as a broker-dealer or investment adviser, the Fund and its distributor may pay the intermediary for the sale of Fund shares and related services. These payments may create a conflict of interest by influencing the broker-dealer or other financial intermediary to recommend the Fund over another investment. Ask your financial intermediary or visit your financial intermediary's website for more information.

Important Information About the Fund

Consumer Goods UltraSector ProFund (the “Fund”) seeks daily investment results, before fees and expenses, that correspond to one and one-half times (1.5x) the return of the Dow Jones U.S. Consumer GoodsSM Index (the “Index”) **for a single day**, not for any other period. A “single day” is measured from the time the Fund calculates its net asset value (“NAV”) to the time of the Fund’s next NAV calculation. **The return of the Fund for periods longer than a single day will be the result of its return for each day compounded over the period.** The Fund’s returns for periods longer than a single day will very likely differ in amount, and possibly even direction, from the Fund’s stated multiple (1.5x) times the return of the Index for the same period. For periods longer than a single day, the Fund will lose money if the Index’s performance is flat, and it is possible that the Fund will lose money even if the level of the Index rises. Longer holding periods, higher Index volatility, and greater leveraged exposure each exacerbate the impact of compounding on an investor’s returns. During periods of higher Index volatility, the volatility of the Index may affect the Fund’s return as much as or more than the return of the Index.

The Fund presents different risks than other types of funds. The Fund uses leverage and is riskier than similarly benchmarked funds that do not use leverage. The Fund may not be suitable for all investors and should be used only by knowledgeable investors who understand the consequences of seeking daily leveraged (1.5x) investment results, including the impact of compounding on Fund performance. Investors in the Fund should actively manage and monitor their investments, as frequently as daily. An investor in the Fund could potentially lose the full principal value of their investment within a single day.

Investment Objective

The Fund seeks daily investment results, before fees and expenses, that correspond to one and one-half times (1.5x) the daily performance of the Index. **The Fund does not seek to achieve its stated investment objective over a period of time greater than a single day.**

Fees and Expenses of the Fund

The table below describes the fees and expenses that you may pay if you buy, hold, and sell shares of the Fund. You may pay other fees, such as brokerage commissions and other fees to financial intermediaries, which are not reflected in the tables and examples below.

Shareholder Fees

(fees paid directly from your investment)

Wire Fee \$10

Annual Fund Operating Expenses

(expenses that you pay each year as a percentage of the value of your investment)

	Investor Class	Service Class
Investment Advisory Fees	0.75%	0.75%
Distribution and Service (12b-1) Fees	0.00%	1.00%
Other Expenses	1.33%	1.33%

Total Annual Fund Operating Expenses Before Fee Waivers and Expense Reimbursements

Fee Waivers/Reimbursements ¹	2.08%	3.08%
	-0.30%	-0.30%

Total Annual Fund Operating Expenses After Fee Waivers and Expense Reimbursements

1.78% 2.78%

¹ ProFund Advisors LLC (“ProFund Advisors”) has contractually agreed to waive Investment Advisory and Management Services Fees and to reimburse Other Expenses to the extent Total Annual Fund Operating Expenses Before Fee Waivers and Expense Reimbursements, as a percentage of average daily net assets, exceed 1.78% for Investor Class shares and 2.78% for Service Class shares through November 30, 2021. After such date, the expense limitation may be terminated or revised by ProFund Advisors. Amounts waived or reimbursed in a particular contractual period may be recouped by ProFund Advisors within three years of the end of that contractual period, however, such recoupment will be limited to the lesser of any expense limitation in place at the time of recoupment or the expense limitation in place at the time of waiver or reimbursement.

Example: This example is intended to help you compare the cost of investing in the Fund with the cost of investing in other funds.

The example assumes that you invest \$10,000 in the Fund for the time periods indicated and then redeem all of your shares at the end of each period. The example also assumes that your investment has a 5% return each year and that the Fund’s operating expenses remain the same, except that the fee waiver/expense reimbursement is assumed only to pertain to the first year. Although your actual costs may be higher or lower, based on these assumptions your approximate costs would be:

	1Year	3Years	5Years	10Years
Investor Class	\$181	\$623	\$1,091	\$2,387
Service Class	\$281	\$923	\$1,590	\$3,372

The Fund pays transaction and financing costs associated with the purchase and sale of securities and derivatives. These costs are not reflected in the table or the example above.

Portfolio Turnover

The Fund pays transaction costs, such as commissions, when it buys and sells securities (or “turns over” its portfolio). A higher portfolio turnover rate may indicate higher transaction costs and may result in higher taxes when the Fund’s shares are held in a taxable account. These costs, which are not reflected in the Annual Fund Operating Expenses or in the example above, affect the Fund’s performance. During the most recent fiscal year, the Fund’s annual portfolio turnover rate was 162% of the average value of its entire portfolio. This portfolio turnover rate is calculated without regard to cash instruments or derivatives transactions. If such transactions were included, the Fund’s portfolio turnover rate would be significantly higher.

Principal Investment Strategies

The Fund invests in financial instruments that ProFund Advisors believes, in combination, should produce daily returns consistent with the Fund’s investment objective.

The Index is constructed and maintained by S&P Dow Jones Indices LLC. The Index seeks to measure the stock performance of certain U.S. companies in the consumer goods industry of the U.S. equity market. Component companies include, among others, automobiles and auto parts and tires, brewers and distillers, farming and fishing, durable and non-durable household product manufacturers, cosmetic companies, food and tobacco products, clothing, accessories and footwear. The Index is published under the Bloomberg ticker symbol “DJUSNC.”

The Fund will invest principally in the financial instruments set forth below. The Fund expects that its cash balances maintained in connection with the use of financial instruments will typically be held in money market instruments.

- **Equity Securities** — The Fund invests in common stock issued by public companies.
- **Derivatives** — The Fund invests in derivatives, which are financial instruments whose value is derived from the value of an underlying asset or assets, such as stocks, bonds, funds (including exchange-traded funds (“ETFs”)), interest rates or indexes. The Fund invests in derivatives as a substitute for investing directly in securities in order to seek returns for a single day that are leveraged (1.5x) to the returns of the Index for that day. These derivatives principally include:
 - **Swap Agreements** — Contracts entered into primarily with major global financial institutions for a specified period ranging from a day to more than one year. In a standard “swap” transaction, two parties agree to exchange the return (or differentials in rates of return) earned or realized on particular predetermined investments or instruments. The gross return to be exchanged or “swapped” between the parties is calculated with respect to a “notional amount,” e.g., the return on or change in value of a particular dollar amount invested in a “basket” of securities or an ETF representing a particular index.

- **Money Market Instruments** — The Fund invests in short-term cash instruments that have a remaining maturity of 397 days or less and exhibit high quality credit profiles, for example:

- **U.S. Treasury Bills** — U.S. government securities that have initial maturities of one year or less, and are supported by the full faith and credit of the U.S. government.
- **Repurchase Agreements** — Contracts in which a seller of securities, usually U.S. government securities or other money market instruments, agrees to buy the securities back at a specified time and price. Repurchase agreements are primarily used by the Fund as a short-term investment vehicle for cash positions.

ProFund Advisors uses a mathematical approach to investing. Using this approach, ProFund Advisors determines the type, quantity and mix of investment positions that it believes, in combination, the Fund should hold to produce daily returns consistent with the daily Fund’s investment objective. The Fund may invest in or gain exposure to only a representative sample of the securities in the Index or to securities not contained in the Index or in financial instruments, with the intent of obtaining exposure with aggregate characteristics similar to those of a multiple of the single day returns of the Index. In managing the assets of the Fund, ProFund Advisors does not invest the assets of the Fund in securities or financial instruments based on ProFund Advisors’ view of the investment merit of a particular security, instrument, or company, nor does it conduct conventional investment research or analysis or forecast market movement or trends. The Fund seeks to remain fully invested at all times in securities and/or financial instruments that, in combination, provide leveraged exposure to the single day returns of the Index, consistent with its investment objective, without regard to market conditions, trends or direction. The Fund seeks investment results for a single day only, measured as the time the Fund calculates its NAV to the next time the Fund calculates its NAV, and not for any other period.

The Fund seeks to engage in daily rebalancing to position its portfolio so that its exposure to the Index is consistent with the Fund’s daily investment objective. The time and manner in which the Fund rebalances its portfolio may vary from day to day at the discretion of ProFund Advisors, depending on market conditions and other circumstances. The Index’s movements during the day will affect whether the Fund’s portfolio needs to be rebalanced. For example, if the Index has risen on a given day, net assets of the Fund should rise (assuming there were no share redemptions). As a result, the Fund’s exposure will need to be increased. Conversely, if the Index has fallen on a given day, net assets of the Fund should fall (assuming there were no shares issued). As a result, the Fund’s exposure will need to be decreased.

Daily rebalancing and the compounding of each day’s return over time means that the return of the Fund for a period

longer than a single day will be the result of each day's returns compounded over the period, which will very likely differ in amount, and possibly even direction, from one and one-half times (1.5x) the return of the Index for the same period. The Fund will lose money if the Index's performance is flat over time, and the Fund can lose money regardless of the performance of the Index, as a result of daily rebalancing, the Index's volatility, compounding of each day's return and other factors. See "Principal Risks" below.

The Fund will concentrate or focus its investments in a particular industry or group of industries to approximately the same extent the Index is so concentrated or focused. As of July 31, 2020, the Index was concentrated in the food, beverage & tobacco and consumer discretionary industry groups and was focused in the household & personal products industry group.

Please see "Investment Objectives, Principal Investment Strategies and Related Risks" in the Fund's Prospectus for additional details.

Principal Risks

You may lose the full principal value of your investment within a single day.

The principal risks described below are intended to provide information about the factors likely to have a significant adverse impact on the Fund's returns and consequently the value of an investment in the Fund. The risks are presented in an order intended to facilitate readability and their order does not imply that the realization of one risk is more likely to occur than another risk or likely to have a greater adverse impact than another risk.

- **Risks Associated with the Use of Derivatives** — Investing in derivatives may be considered aggressive and may expose the Fund to greater risks and may result in larger losses or smaller gains than investing directly in the reference asset(s) underlying those derivatives. These risks include counterparty risk, liquidity risk and increased correlation risk. When the Fund uses derivatives, there may be imperfect correlation between the value of the reference asset(s) underlying the derivative (e.g., the Index) and the derivative, which may prevent the Fund from achieving its investment objective. Because derivatives often require only a limited initial investment, the use of derivatives also may expose the Fund to losses in excess of those amounts initially invested. The Fund may use a combination of swaps on the Index and swaps on an ETF that is designed to track the performance of the Index. The performance of an ETF may not track the performance of the Index due to embedded costs and other factors. Thus, to the extent the Fund invests in swaps that use an ETF as the reference asset, the Fund may be subject to greater correlation risk and may not achieve as high a degree of correlation with the Index as it would if the Fund only used swaps on the Index. Moreover, with respect to the use of swap agreements, if the Index has a dramatic intraday move that causes a material decline in the Fund's net assets, the terms of a swap agreement between the Fund and its counterparty may permit

the counterparty to immediately close out the transaction with the Fund. In that event, the Fund may be unable to enter into another swap agreement or invest in other derivatives to achieve the desired exposure consistent with the Fund's investment objective. This, in turn, may prevent the Fund from achieving its investment objective, even if the Index reverses all or a portion of its intraday move by the end of the day. As a result, the value of an investment in the Fund may change quickly and without warning. Any costs associated with using derivatives will also have the effect of lowering the Fund's return.

- **Leverage Risk** — The Fund obtains investment exposure in excess of its assets in seeking to achieve its investment objective — a form of leverage — and will lose more money in market environments adverse to its daily objective than a similar fund that does not employ such leverage. The use of such leverage increases the risk of a total loss of an investor's investment. For example, because the Fund includes a multiplier of one and one-half times (1.5x) the Index, a single day movement in the Index approaching 67% at any point in the day could result in the total loss of an investor's investment if that movement is contrary to the investment objective of the Fund, even if the Index subsequently moves in an opposite direction, eliminating all or a portion of the earlier movement. This would be the case with any such single day movements in the Index, even if the Index maintains a level greater than zero at all times. In addition, the use of leverage may increase the volatility of the Fund and magnify any differences between the performance of the Fund and the Index.
- **Compounding Risk** — The Fund has a single day investment objective, and the Fund's performance for any other period is the result of its return for each day compounded over the period. The performance of the Fund for periods longer than a single day will very likely differ in amount, and possibly even direction, from one and one-half times (1.5x) the daily return of the Index for the same period, before accounting for fees and expenses. Compounding affects all investments, but has a more significant impact on a leveraged fund. This effect becomes more pronounced as Index volatility and holding periods increase. Fund performance for a period longer than a single day can be estimated given any set of assumptions for the following factors: (a) Index volatility; (b) Index performance; (c) period of time; (d) financing rates associated with leveraged exposure; (e) other Fund expenses; and (f) dividends or interest paid with respect to securities in the Index. The chart below illustrates the impact of two principal factors — Index volatility and Index performance — on Fund performance. The chart shows estimated Fund returns for a number of combinations of Index volatility and Index performance over a one-year period. Actual volatility, Index and Fund performance may differ significantly from the chart below. Performance shown in the chart assumes: (a) no dividends paid with respect to securities included in the

Index; (b) no Fund expenses; and (c) borrowing/lending rates (to obtain leveraged exposure) of zero percent. If Fund expenses and/or actual borrowing/lending rates were reflected, the Fund's performance would be different than shown.

Areas shaded darker represent those scenarios where the Fund can be expected to return less than one and one-half times (1.5x) the performance of the Index.

Estimated Fund Returns

Index Performance		One Year Volatility Rate				
One Year Index	One and One-Half Times (1.5x) the One Year Index					
		10%	25%	50%	75%	100%
-60%	-90.0%	-74.8%	-75.3%	-77.0%	-79.5%	-82.6%
-50%	-75.0%	-64.8%	-65.5%	-67.8%	-71.4%	-75.7%
-40%	-60.0%	-53.7%	-54.6%	-57.7%	-62.4%	-68.1%
-30%	-45.0%	-41.7%	-42.8%	-46.7%	-52.6%	-59.7%
-20%	-30.0%	-28.7%	-30.1%	-34.8%	-42.1%	-50.8%
-10%	-15.0%	-14.9%	-16.6%	-22.3%	-30.9%	-41.3%
0%	0.0%	-0.4%	-2.3%	-8.9%	-19.0%	-31.3%
10%	15.0%	14.9%	12.7%	5.0%	-6.6%	-20.7%
20%	30.0%	31.0%	28.4%	19.7%	6.5%	-9.7%
30%	45.0%	47.7%	44.8%	35.0%	20.0%	1.9%
40%	60.0%	65.0%	61.8%	50.8%	34.1%	13.8%
50%	75.0%	83.0%	79.5%	67.3%	48.8%	26.3%
60%	90.0%	101.6%	97.9%	84.3%	63.9%	39.1%

The foregoing table is intended to isolate the effect of Index volatility and Index performance on the return of the Fund and is not a representation of actual returns. For example, the Fund may incorrectly be expected to achieve a -30% return on a yearly basis if the Index return were -20%, absent the effects of compounding. As the table shows, with Index volatility of 50%, the Fund could be expected to return -34.8% under such a scenario. The Fund's actual returns may be significantly better or worse than the returns shown above as a result of any of the factors discussed above or in "Principal Risks — Correlation Risk" below.

The Index's annualized historical volatility rate for the five-year period ended July 31, 2020 was 17.55%. The Index's highest May to May volatility rate during the five-year period was 30.62% (July 31, 2020). The Index's annualized total return performance for the five-year period ended July 31, 2020 was 7.93%. Historical Index volatility and performance are not indications of what the Index volatility and performance will be in the future. The volatility of U.S. exchange-traded securities or instruments that reflect the value of the Index may differ from the volatility of the Index.

For additional graphs and charts demonstrating the effects of Index volatility and Index performance on the long-term performance of the Fund, see "Understanding the Risks and Long-Term Performance of Daily Objective

Funds — The Impact of Compounding" in the Fund's Prospectus and "Special Note Regarding the Correlation Risks of Geared Funds" in the Fund's Statement of Additional Information.

- **Correlation Risk** — A number of factors may affect the Fund's ability to achieve a high degree of leveraged correlation with the Index, and there is no guarantee that the Fund will achieve a high degree of leveraged correlation. Failure to achieve a high degree of leveraged correlation may prevent the Fund from achieving its investment objective, and the percentage change of the Fund's NAV each day may differ, perhaps significantly in amount, and possibly even direction, from one and one-half times (1.5x) the percentage change of the Index on such day.

In order to achieve a high degree of leveraged correlation with the Index, the Fund seeks to rebalance its portfolio daily to keep exposure consistent with its investment objective. Being materially under- or overexposed to the Index may prevent the Fund from achieving a high degree of leveraged correlation with the Index and may expose the Fund to greater leverage risk. Market disruptions or closure, regulatory restrictions, market volatility, illiquidity in the markets for the financial instruments in which the Fund invests, and other factors will adversely affect the Fund's ability to adjust exposure to requisite levels. The target amount of portfolio exposure is impacted dynamically by the Index's movements, including intraday movements. Because of this, it is unlikely that the Fund will have perfect leveraged (1.5x) exposure during the day or at the end of each day and the likelihood of being materially under- or overexposed is higher on days when the Index is volatile, particularly when the Index is volatile at or near the close of the trading day.

A number of other factors may also adversely affect the Fund's leveraged correlation with the Index, including fees, expenses, transaction costs, financing costs associated with the use of derivatives, income items, valuation methodology, accounting standards and disruptions or illiquidity in the markets for the securities or financial instruments in which the Fund invests. The Fund may not have investment exposure to all of the securities in the Index, or its weighting of investment exposure to securities may be different from that of the Index. In addition, the Fund may invest in securities not included in the Index. The Fund may take or refrain from taking positions in order to improve tax efficiency, comply with regulatory restrictions, or for other reasons, each of which may negatively affect the Fund's correlation with the Index. The Fund may also be subject to large movements of assets into and out of the Fund, potentially resulting in the Fund being under- or overexposed to the Index and may be impacted by Index reconstitutions and Index rebalancing events. Additionally, the Fund's underlying investments and/or reference assets may trade on markets that may not be open on the same day as the Fund, which may cause a difference between the changes in the daily performance of the Fund and

changes in the level of the Index. Any of these factors could decrease correlation between the performance of the Fund and the Index and may hinder the Fund's ability to meet its daily investment objective on or around that day.

- **Rebalancing Risk** — If for any reason the Fund is unable to rebalance all or a portion of its portfolio, or if all or a portion of the portfolio is rebalanced incorrectly, the Fund's investment exposure may not be consistent with the Fund's investment objective. In these instances, the Fund may have investment exposure to the Index that is significantly greater or less than its stated multiple. As a result, the Fund may be more exposed to leverage risk than if it had been properly rebalanced and may not achieve its investment objective.
- **Counterparty Risk** — Investing in derivatives and repurchase agreements involves entering into contracts with third parties (i.e., counterparties). The use of derivatives involves risks that are different from those associated with ordinary portfolio securities transactions. The Fund will be subject to credit risk (i.e., the risk that a counterparty is or is perceived to be unwilling or unable to make timely payments or otherwise meet its contractual obligations) with respect to the amount it expects to receive from counterparties to derivatives and repurchase agreements entered into by the Fund. If a counterparty becomes bankrupt or fails to perform its obligations, or if any collateral posted by the counterparty for the benefit of the Fund is insufficient or there are delays in the Fund's ability to access such collateral, the value of an investment in the Fund may decline.
- **Consumer Goods Industry Risk** — The Fund is subject to risks faced by companies in the consumer goods industry, including: the fact that securities prices and profitability may be affected by competition and consumer confidence; heavy dependence on disposable household income and consumer spending; severe competition; and changes in demographics and consumer tastes, which can affect the success of consumer products. Many consumer goods are sold internationally, and companies that sell such products may be affected by market conditions in other countries and regions.
- **Equity and Market Risk** — Equity markets are volatile, and the value of securities, swaps, futures and other instruments correlated with equity markets may fluctuate dramatically from day to day. Equity markets are subject to corporate, political, regulatory, market and economic developments, as well as developments that impact specific economic sectors, industries or segments of the market. Further, stocks in the Index may underperform other equity investments. Volatility in the markets and/or market developments may cause the value of an investment in the Fund to decrease over short or long periods of time.
- **Concentration and Focused Investing** — The Index may concentrate (i.e., composed of securities that represent 25 percent or more of the value of the Index) or focus (i.e., composed of securities that represent a substantial portion of

its value, but less than 25 percent) in an industry or group of industries. The Fund will allocate its investments to approximately the same extent as the Index. As a result, the Fund may be subject to greater market fluctuations than a fund that is more broadly invested across industries. Financial, economic, business, regulatory conditions, and other developments affecting issuers in a particular industry or group of industries will have a greater effect on the Fund, and if securities of the particular industry or group of industries as a group fall out of favor, the Fund could underperform, or its net asset value may be more volatile than, funds that have greater industry diversification.

- **Exposure to Large-Cap Company Investment Risk** — Although returns on investments in large-cap companies are often perceived as being less volatile than the returns of companies with smaller market capitalizations, the return on large-cap securities could trail the returns on investments in smaller and mid-sized companies for a number of reasons. For example, large-cap companies may be unable to respond quickly to new competitive challenges, such as changes in technology, and also may not be able to attain the high growth rate of successful smaller companies.
- **Natural Disaster/Epidemic Risk** — Natural or environmental disasters, such as earthquakes, fires, floods, hurricanes, tsunamis and other severe weather-related phenomena generally, and widespread disease, including pandemics and epidemics (for example, the novel coronavirus COVID-19), have been and can be highly disruptive to economies and markets and have recently led, and may continue to lead, to increased market volatility and significant market losses. Such natural disaster and health crises could exacerbate political, social, and economic risks, and result in significant breakdowns, delays, shutdowns, social isolation, and other disruptions to important global, local and regional supply chains affected, with potential corresponding results on the operating performance of the Fund and its investments. A climate of uncertainty and panic, including the contagion of infectious viruses or diseases, may adversely affect global, regional, and local economies and reduce the availability of potential investment opportunities, and increases the difficulty of performing due diligence and modeling market conditions, potentially reducing the accuracy of financial projections. Under these circumstances, the Fund may have difficulty achieving its investment objectives which may adversely impact Fund performance. Further, such events can be highly disruptive to economies and markets, significantly disrupt the operations of individual companies (including, but not limited to, the Fund's investment advisor, third party service providers, and counterparties), sectors, industries, markets, securities and commodity exchanges, currencies, interest and inflation rates, credit ratings, investor sentiment, and other factors affecting the value of the Fund's investments. These factors can cause substantial market volatility, exchange trading suspensions and

closures, changes in the availability of and the margin requirements for certain instruments, and can impact the ability of the Fund to complete redemptions and otherwise affect Fund performance and Fund trading in the secondary market. A widespread crisis would also affect the global economy in ways that cannot necessarily be foreseen. How long such events will last and whether they will continue or recur cannot be predicted. Impacts from these could have a significant impact on the Fund's performance, resulting in losses to your investment.

• **Risk that Current Assumptions and Expectations Could Become Outdated As a Result of Global Economic Shock** —

The onset of the novel coronavirus (COVID-19) has caused significant shocks to global financial markets and economies, with many governments taking extreme actions to slow and contain the spread of COVID-19. These actions have had, and likely will continue to have, a severe economic impact on global economies as economic activity in some instances has essentially ceased. Financial markets across the globe are experiencing severe distress at least equal to what was experienced during the global financial crisis in 2008. In March 2020, U.S. equity markets entered a bear market in the fastest such move in the history of U.S. financial markets. During much of 2020, the unemployment rate in the U.S. has been extremely high by historical standards. It is not possible to predict when unemployment and market conditions will return to more normal levels. The global economic shocks being experienced as of the date hereof may cause the underlying assumptions and expectations of the Fund to become outdated quickly or inaccurate, resulting in significant losses.

• **Non-Diversification Risk** — The Fund is classified as “non-diversified” under the Investment Company Act of 1940, as amended (“1940 Act”). This means it has the ability to invest a relatively high percentage of its assets in the securities of a small number of issuers or in financial instruments with a single counterparty or a few counterparties. This may increase the Fund's volatility and increase the risk that the Fund's performance will decline based on the performance of a single issuer or the credit of a single counterparty.

• **Index Performance Risk** — The Index maintained by a third party provider unaffiliated with the Fund or ProFund Advisors. There can be no guarantee or assurance that the methodology used by the third party provider to create the Index will result in the Fund achieving positive returns. Further, there can be no guarantee that the methodology underlying the Index or the daily calculation of the Index will be free from error. It is also possible that the value of the Index may be subject to intentional manipulation by third-party market participants. The Index used by the Fund may underperform other asset classes and may underperform other similar indices. Each of these factors could have a negative impact on the performance of the Fund.

• **Active Investor Risk** — The Fund permits short-term trading of its securities. A significant portion of assets invested in the Fund may come from professional money managers and investors who use the Fund as part of active trading or tactical asset allocation strategies. These strategies often call for frequent trading to take advantage of anticipated changes in market conditions, which could increase portfolio turnover and may result in additional costs for the Fund. In addition, large movements of assets into and out of the Fund may have a negative impact on the Fund's ability to achieve its investment objective or maintain a consistent level of operating expenses. In certain circumstances, the Fund's expense ratio may vary from current estimates or the historical ratio disclosed in this Prospectus.

• **Early Close/Late Close/Trading Halt Risk** — An exchange or market may close early, close late or issue trading halts on specific securities or financial instruments. As a result, the ability to trade certain securities or financial instruments may be restricted, which may result in the Fund being unable to trade those and other related financial instruments at all. In these circumstances, the Fund may be unable to rebalance its portfolio, may be unable to accurately price its investments and/or may incur substantial trading losses.

• **Liquidity Risk** — In certain circumstances, such as the disruption of the orderly markets for the financial instruments in which the Fund invests, the Fund might not be able to acquire or dispose of certain holdings quickly or at prices that represent true market value in the judgment of ProFund Advisors. Markets for the financial instruments in which the Fund invests may be disrupted by a number of events, including but not limited to economic crises, political crises, health crises, natural disasters, excessive volatility, new legislation, or regulatory changes inside or outside of the U.S. For example, regulation limiting the ability of certain financial institutions to invest in certain financial instruments would likely reduce the liquidity of those instruments. These situations may prevent the Fund from limiting losses, realizing gains or achieving a high leveraged correlation with the Index.

• **Portfolio Turnover Risk** — The Fund may incur high portfolio turnover to manage the Fund's investment exposure. Additionally, active trading of the Fund's shares may cause more frequent purchase and sales activities that could, in certain circumstances, increase the number of portfolio transactions. High levels of portfolio transactions increase brokerage and other transaction costs and may result in increased taxable capital gains. Each of these factors could have a negative impact on the performance of the Fund.

• **Tax Risk** — In order to qualify for the special tax treatment accorded a regulated investment company (“RIC”) and its shareholders, the Fund must derive at least 90% of its gross income for each taxable year from “qualifying income,” meet certain asset diversification tests at the end of each taxable

quarter, and meet annual distribution requirements. The Fund's pursuit of its investment strategies will potentially be limited by the Fund's intention to qualify for such treatment and could adversely affect the Fund's ability to so qualify. The Fund can make certain investments, the treatment of which for these purposes is unclear. If, in any year, the Fund were to fail to qualify for the special tax treatment accorded a RIC and its shareholders, and were ineligible to or were not to cure such failure, the Fund would be taxed in the same manner as an ordinary corporation subject to U.S. federal income tax on all its income at the fund level. The resulting taxes could substantially reduce the Fund's net assets and the amount of income available for distribution. In addition, in order to requalify for taxation as a RIC, the Fund could be required to recognize unrealized gains, pay substantial taxes and interest, and make certain distributions. Please see the Statement of Additional Information for more information.

- **Valuation Risk** — In certain circumstances (e.g., if ProFund Advisors believes market quotations do not accurately reflect the fair value of an investment, or a trading halt closes an exchange or market early), ProFund Advisors may, in its sole discretion, choose to determine a fair value price as the basis for determining the market value of such investment for such day. The fair value of an investment determined by ProFund Advisors may be different from other value determinations of the same investment. Portfolio investments that are valued using techniques other than market quotations, including "fair valued" investments, may be subject to greater fluctuation in their value from one day to the next than would be the case if market quotations were used. In addition, there is no assurance that the Fund could sell a portfolio investment for the value established for it at any time, and it is possible that the Fund would incur a loss because a portfolio investment is sold at a discount to its established value.

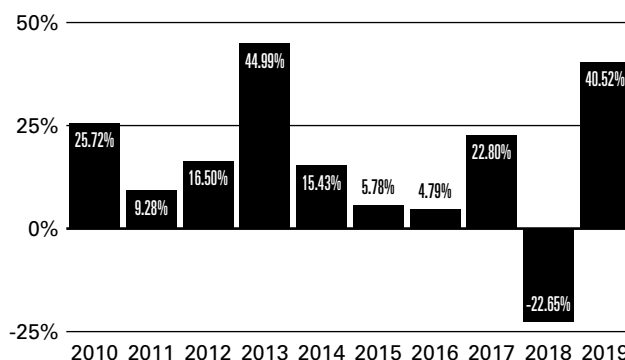
Please see "Investment Objectives, Principal Investment Strategies and Related Risks" in the Fund's Prospectus for additional details.

Investment Results

The bar chart below shows how the Fund's investment results for Investor Class shares have varied from year to year, and the table shows how the Fund's average annual total returns for various periods compare with different broad measures of market performance. Performance for Service Class shares would differ to the extent their fees and expenses differ. This information provides some indication of the risks of investing in the Fund. In addition, the Fund's performance information reflects applicable fee waivers and/or expense limitations, if any, in effect during the periods presented. Absent such fee waivers/expense limitations, if any, performance would have been lower. Past

results (before and after taxes) are not predictive of future results. Updated information on the Fund's results can be obtained by visiting the Fund's website (www.profund.com).

Annual Returns as of December 31



Best Quarter (ended 3/31/2013): **20.47%**

Worst Quarter (ended 12/31/2018): **-15.35%**

The year-to-date return as of the most recent quarter, which ended September 30, 2020, was 15.21%.

Average Annual Total Returns

As of December 31, 2019

	One Year	Five Years	Ten Years	Inception Date
Investor Class Shares				1/30/2004
– Before Taxes	40.52%	8.15%	14.76%	
– After Taxes on Distributions	39.62%	7.82%	14.58%	
– After Taxes on Distributions and Sale of Shares	24.63%	6.40%	12.52%	
Service Class Shares	39.13%	7.08%	13.62%	1/30/2004
S&P 500^{®1}	31.49%	11.70%	13.56%	
Dow Jones U.S. Consumer GoodsSM Index¹	28.69%	7.81%	12.07%	

1 Reflects no deduction for fees, expenses or taxes. Adjusted to reflect the reinvestment of dividends paid by issuers in the Index.

Average annual total returns are shown on a before- and after-tax basis for Investor Class shares only. After-tax returns for Service Class shares will vary. After-tax returns are calculated using the historical highest individual federal marginal income tax rates and do not reflect the impact of state and local taxes. Actual after-tax returns depend on an investor's tax situation and may differ from those shown. After-tax returns shown are not relevant to investors who hold the Fund's shares through tax-deferred arrangements, such as a retirement account. After-tax returns may exceed the return before taxes due to a tax benefit from realizing a capital loss on a sale of shares.

Annual returns are required to be shown and should not be interpreted as suggesting that the Fund should or should not be held for longer periods of time.

Management

The Fund is advised by ProFund Advisors. Michael Neches, Senior Portfolio Manager, and Tarak Davé, Portfolio Manager, have jointly and primarily managed the Fund since October 2013 and April 2018, respectively.

Purchase and Sale of Fund Shares

The **minimum initial investment** amounts for all classes, which may be waived at the discretion of the Fund, are:

- \$5,000 for accounts that list a financial professional.
- \$15,000 for self-directed accounts.

You may purchase, redeem or exchange Fund shares on any day which the New York Stock Exchange is open for business. Depending on where your account is held, you may redeem your shares by contacting your financial professional or the Fund by mail, telephone, wire transfer or on-line (www.profund.com).

Tax Information

The Fund's distributions generally are taxable, and will be taxed as ordinary income, qualified dividend income or capital gains, unless you are investing through a tax-advantaged arrangement, such as a 401(k) plan or an individual retirement account. You may be taxed later upon withdrawal of monies from such tax-advantaged arrangements.

The Fund intends to distribute income, if any, and capital gains, if any, at least annually.

Payments to Broker-Dealers and Other Financial Intermediaries

If you purchase Fund shares through a financial intermediary, such as a broker-dealer or investment adviser, the Fund and its distributor may pay the intermediary for the sale of Fund shares and related services. These payments may create a conflict of interest by influencing the broker-dealer or other financial intermediary to recommend the Fund over another investment. Ask your financial intermediary or visit your financial intermediary's website for more information.

Important Information About the Fund

Consumer Services UltraSector ProFund (the “Fund”) seeks daily investment results, before fees and expenses, that correspond to one and one-half times (1.5x) the return of the Dow Jones U.S. Consumer ServicesSM Index (the “Index”) **for a single day**, not for any other period. A “single day” is measured from the time the Fund calculates its net asset value (“NAV”) to the time of the Fund’s next NAV calculation. **The return of the Fund for periods longer than a single day will be the result of its return for each day compounded over the period. The Fund’s returns for periods longer than a single day will very likely differ in amount, and possibly even direction, from the Fund’s stated multiple (1.5x) times the return of the Index for the same period. For periods longer than a single day, the Fund will lose money if the Index’s performance is flat, and it is possible that the Fund will lose money even if the level of the Index rises.** Longer holding periods, higher Index volatility, and greater leveraged exposure each exacerbate the impact of compounding on an investor’s returns. During periods of higher Index volatility, the volatility of the Index may affect the Fund’s return as much as or more than the return of the Index.

The Fund presents different risks than other types of funds. The Fund uses leverage and is riskier than similarly benchmarked funds that do not use leverage. The Fund may not be suitable for all investors and should be used only by knowledgeable investors who understand the consequences of seeking daily leveraged (1.5x) investment results, including the impact of compounding on Fund performance. Investors in the Fund should actively manage and monitor their investments, as frequently as daily. An investor in the Fund could potentially lose the full principal value of their investment within a single day.

Investment Objective

The Fund seeks daily investment results, before fees and expenses, that correspond to one and one-half times (1.5x) the daily performance of the Index. **The Fund does not seek to achieve its stated investment objective over a period of time greater than a single day.**

Fees and Expenses of the Fund

The table below describes the fees and expenses that you may pay if you buy, hold, and sell shares of the Fund. You may pay other fees, such as brokerage commissions and other fees to financial intermediaries, which are not reflected in the tables and examples below.

Shareholder Fees

(fees paid directly from your investment)

Wire Fee \$10

Annual Fund Operating Expenses

(expenses that you pay each year as a percentage of the value of your investment)

	Investor Class	Service Class
Investment Advisory Fees	0.75%	0.75%
Distribution and Service (12b-1) Fees	0.00%	1.00%
Other Expenses	0.92%	0.92%
Total Annual Fund Operating Expenses¹	1.67%	2.67%

¹ ProFund Advisors LLC (“ProFund Advisors”) has contractually agreed to waive Investment Advisory and Management Services Fees and to reimburse Other Expenses to the extent Total Annual Fund Operating Expenses Before Fee Waivers and Expense Reimbursements, as a percentage of average daily net assets, exceed 1.95% for Investor Class shares and 2.95% for Service Class shares through November 30, 2021. After such date, the expense limitation may be terminated or revised by ProFund Advisors. Amounts waived or reimbursed in a particular contractual period may be recouped by ProFund Advisors within three years of the end of that contractual period, however, such recoupment will be limited to the lesser of any expense limitation in place at the time of recoupment or the expense limitation in place at the time of waiver or reimbursement.

Example: This example is intended to help you compare the cost of investing in the Fund with the cost of investing in other funds.

The example assumes that you invest \$10,000 in the Fund for the time periods indicated and then redeem all of your shares at the end of each period. The example also assumes that your investment has a 5% return each year and that the Fund’s operating expenses remain the same. Although your actual costs may be higher or lower, based on these assumptions your approximate costs would be:

	1Year	3Years	5Years	10Years
Investor Class	\$170	\$526	\$907	\$1,976
Service Class	\$270	\$829	\$1,415	\$3,003

The Fund pays transaction and financing costs associated with the purchase and sale of securities and derivatives. These costs are not reflected in the table or the example above.

Portfolio Turnover

The Fund pays transaction costs, such as commissions, when it buys and sells securities (or “turns over” its portfolio). A higher portfolio turnover rate may indicate higher transaction costs and may result in higher taxes when the Fund’s shares are held in a taxable account. These costs, which are not reflected in the Annual Fund Operating Expenses or in the example above, affect the Fund’s performance. During the most recent fiscal year, the

Fund's annual portfolio turnover rate was 80% of the average value of its entire portfolio. This portfolio turnover rate is calculated without regard to cash instruments or derivatives transactions. If such transactions were included, the Fund's portfolio turnover rate would be significantly higher.

Principal Investment Strategies

The Fund invests in financial instruments that ProFund Advisors believes, in combination, should produce daily returns consistent with the Fund's investment objective.

The Index is constructed and maintained by S&P Dow Jones Indices LLC. The Index seeks to measure the stock performance of certain U.S. companies in the consumer services sector of the U.S. equity market. Component companies include, among others, airlines, broadcasting and entertainment, apparel and broadline retailers, food and drug retailers, media agencies, publishing, gambling, hotels, restaurants and bars, and travel and tourism. The Index is published under the Bloomberg ticker symbol "DJUSCY."

The Fund will invest principally in the financial instruments set forth below. The Fund expects that its cash balances maintained in connection with the use of financial instruments will typically be held in money market instruments.

- **Equity Securities** — The Fund invests in common stock issued by public companies.
- **Derivatives** — The Fund invests in derivatives, which are financial instruments whose value is derived from the value of an underlying asset or assets, such as stocks, bonds, funds (including exchange-traded funds ("ETFs")), interest rates or indexes. The Fund invests in derivatives as a substitute for investing directly in securities in order to seek returns for a single day that are leveraged (1.5x) to the returns of the Index for that day. These derivatives principally include:
 - **Swap Agreements** — Contracts entered into primarily with major global financial institutions for a specified period ranging from a day to more than one year. In a standard "swap" transaction, two parties agree to exchange the return (or differentials in rates of return) earned or realized on particular predetermined investments or instruments. The gross return to be exchanged or "swapped" between the parties is calculated with respect to a "notional amount," e.g., the return on or change in value of a particular dollar amount invested in a "basket" of securities or an ETF representing a particular index.
- **Money Market Instruments** — The Fund invests in short-term cash instruments that have a remaining maturity of 397 days or less and exhibit high quality credit profiles, for example:
 - **U.S. Treasury Bills** — U.S. government securities that have initial maturities of one year or less, and are supported by the full faith and credit of the U.S. government.

- **Repurchase Agreements** — Contracts in which a seller of securities, usually U.S. government securities or other money market instruments, agrees to buy the securities back at a specified time and price. Repurchase agreements are primarily used by the Fund as a short-term investment vehicle for cash positions.

ProFund Advisors uses a mathematical approach to investing. Using this approach, ProFund Advisors determines the type, quantity and mix of investment positions that it believes, in combination, the Fund should hold to produce daily returns consistent with the daily Fund's investment objective. The Fund may invest in or gain exposure to only a representative sample of the securities in the Index or to securities not contained in the Index or in financial instruments, with the intent of obtaining exposure with aggregate characteristics similar to those of a multiple of the single day returns of the Index. In managing the assets of the Fund, ProFund Advisors does not invest the assets of the Fund in securities or financial instruments based on ProFund Advisors' view of the investment merit of a particular security, instrument, or company, nor does it conduct conventional investment research or analysis or forecast market movement or trends. The Fund seeks to remain fully invested at all times in securities and/or financial instruments that, in combination, provide leveraged exposure to the single day returns of the Index, consistent with its investment objective, without regard to market conditions, trends or direction. The Fund seeks investment results for a single day only, measured as the time the Fund calculates its NAV to the next time the Fund calculates its NAV, and not for any other period.

The Fund seeks to engage in daily rebalancing to position its portfolio so that its exposure to the Index is consistent with the Fund's daily investment objective. The time and manner in which the Fund rebalances its portfolio may vary from day to day at the discretion of ProFund Advisors, depending on market conditions and other circumstances. The Index's movements during the day will affect whether the Fund's portfolio needs to be rebalanced. For example, if the Index has risen on a given day, net assets of the Fund should rise (assuming there were no share redemptions). As a result, the Fund's exposure will need to be increased. Conversely, if the Index has fallen on a given day, net assets of the Fund should fall (assuming there were no shares issued). As a result, the Fund's exposure will need to be decreased.

Daily rebalancing and the compounding of each day's return over time means that the return of the Fund for a period longer than a single day will be the result of each day's returns compounded over the period, which will very likely differ in amount, and possibly even direction, from one and one-half times (1.5x) the return of the Index for the same period. The Fund will lose money if the Index's performance is flat over time, and the Fund can lose money regardless of the performance of the Index, as a result of daily rebalancing, the Index's volatility, compounding of each day's return and other factors. See "Principal Risks" below.

The Fund will concentrate or focus its investments in a particular industry or group of industries to approximately the same extent the Index is so concentrated or focused. As of July 31, 2020, the Index was concentrated in the retailing industry group and was focused in the media & entertainment industry group.

Please see “Investment Objectives, Principal Investment Strategies and Related Risks” in the Fund’s Prospectus for additional details.

Principal Risks

You may lose the full principal value of your investment within a single day.

The principal risks described below are intended to provide information about the factors likely to have a significant adverse impact on the Fund’s returns and consequently the value of an investment in the Fund. The risks are presented in an order intended to facilitate readability and their order does not imply that the realization of one risk is more likely to occur than another risk or likely to have a greater adverse impact than another risk.

- **Risks Associated with the Use of Derivatives** — Investing in derivatives may be considered aggressive and may expose the Fund to greater risks and may result in larger losses or smaller gains than investing directly in the reference asset(s) underlying those derivatives. These risks include counterparty risk, liquidity risk and increased correlation risk. When the Fund uses derivatives, there may be imperfect correlation between the value of the reference asset(s) underlying the derivative (e.g., the Index) and the derivative, which may prevent the Fund from achieving its investment objective. Because derivatives often require only a limited initial investment, the use of derivatives also may expose the Fund to losses in excess of those amounts initially invested. The Fund may use a combination of swaps on the Index and swaps on an ETF that is designed to track the performance of the Index. The performance of an ETF may not track the performance of the Index due to embedded costs and other factors. Thus, to the extent the Fund invests in swaps that use an ETF as the reference asset, the Fund may be subject to greater correlation risk and may not achieve as high a degree of correlation with the Index as it would if the Fund only used swaps on the Index. Moreover, with respect to the use of swap agreements, if the Index has a dramatic intraday move that causes a material decline in the Fund’s net assets, the terms of a swap agreement between the Fund and its counterparty may permit the counterparty to immediately close out the transaction with the Fund. In that event, the Fund may be unable to enter into another swap agreement or invest in other derivatives to achieve the desired exposure consistent with the Fund’s investment objective. This, in turn, may prevent the Fund from achieving its investment objective, even if the Index reverses

all or a portion of its intraday move by the end of the day. As a result, the value of an investment in the Fund may change quickly and without warning. Any costs associated with using derivatives will also have the effect of lowering the Fund’s return.

- **Leverage Risk** — The Fund obtains investment exposure in excess of its assets in seeking to achieve its investment objective — a form of leverage — and will lose more money in market environments adverse to its daily objective than a similar fund that does not employ such leverage. The use of such leverage increases the risk of a total loss of an investor’s investment. For example, because the Fund includes a multiplier of one and one-half times (1.5x) the Index, a single day movement in the Index approaching 67% at any point in the day could result in the total loss of an investor’s investment if that movement is contrary to the investment objective of the Fund, even if the Index subsequently moves in an opposite direction, eliminating all or a portion of the earlier movement. This would be the case with any such single day movements in the Index, even if the Index maintains a level greater than zero at all times. In addition, the use of leverage may increase the volatility of the Fund and magnify any differences between the performance of the Fund and the Index.
- **Compounding Risk** — The Fund has a single day investment objective, and the Fund’s performance for any other period is the result of its return for each day compounded over the period. The performance of the Fund for periods longer than a single day will very likely differ in amount, and possibly even direction, from one and one-half times (1.5x) the daily return of the Index for the same period, before accounting for fees and expenses. Compounding affects all investments, but has a more significant impact on a leveraged fund. This effect becomes more pronounced as Index volatility and holding periods increase. Fund performance for a period longer than a single day can be estimated given any set of assumptions for the following factors: (a) Index volatility; (b) Index performance; (c) period of time; (d) financing rates associated with leveraged exposure; (e) other Fund expenses; and (f) dividends or interest paid with respect to securities in the Index. The chart below illustrates the impact of two principal factors — Index volatility and Index performance — on Fund performance. The chart shows estimated Fund returns for a number of combinations of Index volatility and Index performance over a one-year period. Actual volatility, Index and Fund performance may differ significantly from the chart below. Performance shown in the chart assumes: (a) no dividends paid with respect to securities included in the Index; (b) no Fund expenses; and (c) borrowing/lending rates (to obtain leveraged exposure) of zero percent. If Fund

expenses and/or actual borrowing/lending rates were reflected, the Fund's performance would be different than shown.

Areas shaded darker represent those scenarios where the Fund can be expected to return less than one and one-half times (1.5x) the performance of the Index.

Estimated Fund Returns						
Index Performance		One Year Volatility Rate				
One Year Index	One and One-Half Times (1.5x) the One Year Index					
		10%	25%	50%	75%	100%
-60%	-90.0%	-74.8%	-75.3%	-77.0%	-79.5%	-82.6%
-50%	-75.0%	-64.8%	-65.5%	-67.8%	-71.4%	-75.7%
-40%	-60.0%	-53.7%	-54.6%	-57.7%	-62.4%	-68.1%
-30%	-45.0%	-41.7%	-42.8%	-46.7%	-52.6%	-59.7%
-20%	-30.0%	-28.7%	-30.1%	-34.8%	-42.1%	-50.8%
-10%	-15.0%	-14.9%	-16.6%	-22.3%	-30.9%	-41.3%
0%	0.0%	-0.4%	-2.3%	-8.9%	-19.0%	-31.3%
10%	15.0%	14.9%	12.7%	5.0%	-6.6%	-20.7%
20%	30.0%	31.0%	28.4%	19.7%	6.5%	-9.7%
30%	45.0%	47.7%	44.8%	35.0%	20.0%	1.9%
40%	60.0%	65.0%	61.8%	50.8%	34.1%	13.8%
50%	75.0%	83.0%	79.5%	67.3%	48.8%	26.3%
60%	90.0%	101.6%	97.9%	84.3%	63.9%	39.1%

The foregoing table is intended to isolate the effect of Index volatility and Index performance on the return of the Fund and is not a representation of actual returns. For example, the Fund may incorrectly be expected to achieve a -30% return on a yearly basis if the Index return were -20%, absent the effects of compounding. As the table shows, with Index volatility of 50%, the Fund could be expected to return -34.8% under such a scenario. The Fund's actual returns may be significantly better or worse than the returns shown above as a result of any of the factors discussed above or in "Principal Risks — Correlation Risk" below.

The Index's annualized historical volatility rate for the five-year period ended July 31, 2020 was 18.90%. The Index's highest May to May volatility rate during the five-year period was 30.71% (July 31, 2020). The Index's annualized total return performance for the five-year period ended July 31, 2020 was 12.18%. Historical Index volatility and performance are not indications of what the Index volatility and performance will be in the future. The volatility of U.S. exchange-traded securities or instruments that reflect the value of the Index may differ from the volatility of the Index.

For additional graphs and charts demonstrating the effects of Index volatility and Index performance on the long-term performance of the Fund, see "Understanding the Risks and Long-Term Performance of Daily Objective Funds — The Impact of Compounding" in the Fund's Prospectus and "Special Note Regarding the Correlation

Risks of Geared Funds" in the Fund's Statement of Additional Information.

- **Correlation Risk** — A number of factors may affect the Fund's ability to achieve a high degree of leveraged correlation with the Index, and there is no guarantee that the Fund will achieve a high degree of leveraged correlation. Failure to achieve a high degree of leveraged correlation may prevent the Fund from achieving its investment objective, and the percentage change of the Fund's NAV each day may differ, perhaps significantly in amount, and possibly even direction, from one and one-half times (1.5x) the percentage change of the Index on such day.

In order to achieve a high degree of leveraged correlation with the Index, the Fund seeks to rebalance its portfolio daily to keep exposure consistent with its investment objective. Being materially under- or overexposed to the Index may prevent the Fund from achieving a high degree of leveraged correlation with the Index and may expose the Fund to greater leverage risk. Market disruptions or closure, regulatory restrictions, market volatility, illiquidity in the markets for the financial instruments in which the Fund invests, and other factors will adversely affect the Fund's ability to adjust exposure to requisite levels. The target amount of portfolio exposure is impacted dynamically by the Index's movements, including intraday movements. Because of this, it is unlikely that the Fund will have perfect leveraged (1.5x) exposure during the day or at the end of each day and the likelihood of being materially under- or overexposed is higher on days when the Index is volatile, particularly when the Index is volatile at or near the close of the trading day.

A number of other factors may also adversely affect the Fund's leveraged correlation with the Index, including fees, expenses, transaction costs, financing costs associated with the use of derivatives, income items, valuation methodology, accounting standards and disruptions or illiquidity in the markets for the securities or financial instruments in which the Fund invests. The Fund may not have investment exposure to all of the securities in the Index, or its weighting of investment exposure to securities may be different from that of the Index. In addition, the Fund may invest in securities not included in the Index. The Fund may take or refrain from taking positions in order to improve tax efficiency, comply with regulatory restrictions, or for other reasons, each of which may negatively affect the Fund's correlation with the Index. The Fund may also be subject to large movements of assets into and out of the Fund, potentially resulting in the Fund being under- or overexposed to the Index and may be impacted by Index reconstitutions and Index rebalancing events. Additionally, the Fund's underlying investments and/or reference assets may trade on markets that may not be open on the same day as the Fund, which may cause a difference between the changes in the daily performance of the Fund and changes in the level of the Index. Any of these factors could decrease correlation between the performance of the Fund

and the Index and may hinder the Fund's ability to meet its daily investment objective on or around that day.

- **Rebalancing Risk** — If for any reason the Fund is unable to rebalance all or a portion of its portfolio, or if all or a portion of the portfolio is rebalanced incorrectly, the Fund's investment exposure may not be consistent with the Fund's investment objective. In these instances, the Fund may have investment exposure to the Index that is significantly greater or less than its stated multiple. As a result, the Fund may be more exposed to leverage risk than if it had been properly rebalanced and may not achieve its investment objective.
- **Counterparty Risk** — Investing in derivatives and repurchase agreements involves entering into contracts with third parties (i.e., counterparties). The use of derivatives involves risks that are different from those associated with ordinary portfolio securities transactions. The Fund will be subject to credit risk (i.e., the risk that a counterparty is or is perceived to be unwilling or unable to make timely payments or otherwise meet its contractual obligations) with respect to the amount it expects to receive from counterparties to derivatives and repurchase agreements entered into by the Fund. If a counterparty becomes bankrupt or fails to perform its obligations, or if any collateral posted by the counterparty for the benefit of the Fund is insufficient or there are delays in the Fund's ability to access such collateral, the value of an investment in the Fund may decline.
- **Consumer Services Industry Risk** — The risks of investments in the industry include: the fact that securities prices and profitability may be tied closely to the performance of the domestic and international economy, interest rates, competition and consumer confidence; heavy dependence on disposable household income and consumer spending; severe competition; and changes in demographics and consumer tastes.
- **Equity and Market Risk** — Equity markets are volatile, and the value of securities, swaps, futures and other instruments correlated with equity markets may fluctuate dramatically from day to day. Equity markets are subject to corporate, political, regulatory, market and economic developments, as well as developments that impact specific economic sectors, industries or segments of the market. Further, stocks in the Index may underperform other equity investments. Volatility in the markets and/or market developments may cause the value of an investment in the Fund to decrease over short or long periods of time.
- **Concentration and Focused Investing** — The Index may concentrate (i.e., composed of securities that represent 25 percent or more of the value of the Index) or focus (i.e., composed of securities that represent a substantial portion of its value, but less than 25 percent) in an industry or group of industries. The Fund will allocate its investments to approximately the same extent as the Index. As a result, the Fund may be subject to greater market fluctuations than a fund that is more broadly invested across industries. Financial, economic, business, regulatory conditions, and other developments affecting issuers in a particular industry or group of industries will have a greater effect on the Fund, and if securities of the particular industry or group of industries as a group fall out of favor, the Fund could underperform, or its net asset value may be more volatile than, funds that have greater industry diversification.
- **Exposure to Large-Cap Company Investment Risk** — Although returns on investments in large-cap companies are often perceived as being less volatile than the returns of companies with smaller market capitalizations, the return on large-cap securities could trail the returns on investments in smaller and mid-sized companies for a number of reasons. For example, large-cap companies may be unable to respond quickly to new competitive challenges, such as changes in technology, and also may not be able to attain the high growth rate of successful smaller companies.
- **Natural Disaster/Epidemic Risk** — Natural or environmental disasters, such as earthquakes, fires, floods, hurricanes, tsunamis and other severe weather-related phenomena generally, and widespread disease, including pandemics and epidemics (for example, the novel coronavirus COVID-19), have been and can be highly disruptive to economies and markets and have recently led, and may continue to lead, to increased market volatility and significant market losses. Such natural disaster and health crises could exacerbate political, social, and economic risks, and result in significant breakdowns, delays, shutdowns, social isolation, and other disruptions to important global, local and regional supply chains affected, with potential corresponding results on the operating performance of the Fund and its investments. A climate of uncertainty and panic, including the contagion of infectious viruses or diseases, may adversely affect global, regional, and local economies and reduce the availability of potential investment opportunities, and increases the difficulty of performing due diligence and modeling market conditions, potentially reducing the accuracy of financial projections. Under these circumstances, the Fund may have difficulty achieving its investment objectives which may adversely impact Fund performance. Further, such events can be highly disruptive to economies and markets, significantly disrupt the operations of individual companies (including, but not limited to, the Fund's investment advisor, third party service providers, and counterparties), sectors, industries, markets, securities and commodity exchanges, currencies, interest and inflation rates, credit ratings, investor sentiment, and other factors affecting the value of the Fund's investments. These factors can cause substantial market volatility, exchange trading suspensions and closures, changes in the availability of and the margin requirements for certain instruments, and can impact the ability of the Fund to complete redemptions and otherwise affect Fund performance and Fund trading in the secondary

market. A widespread crisis would also affect the global economy in ways that cannot necessarily be foreseen. How long such events will last and whether they will continue or recur cannot be predicted. Impacts from these could have a significant impact on the Fund's performance, resulting in losses to your investment.

• **Risk that Current Assumptions and Expectations Could Become Outdated As a Result of Global Economic Shock** —

The onset of the novel coronavirus (COVID-19) has caused significant shocks to global financial markets and economies, with many governments taking extreme actions to slow and contain the spread of COVID-19. These actions have had, and likely will continue to have, a severe economic impact on global economies as economic activity in some instances has essentially ceased. Financial markets across the globe are experiencing severe distress at least equal to what was experienced during the global financial crisis in 2008. In March 2020, U.S. equity markets entered a bear market in the fastest such move in the history of U.S. financial markets. During much of 2020, the unemployment rate in the U.S. has been extremely high by historical standards. It is not possible to predict when unemployment and market conditions will return to more normal levels. The global economic shocks being experienced as of the date hereof may cause the underlying assumptions and expectations of the Fund to become outdated quickly or inaccurate, resulting in significant losses.

• **Non-Diversification Risk** — The Fund is classified as “non-diversified” under the Investment Company Act of 1940, as amended (“1940 Act”). This means it has the ability to invest a relatively high percentage of its assets in the securities of a small number of issuers or in financial instruments with a single counterparty or a few counterparties. This may increase the Fund's volatility and increase the risk that the Fund's performance will decline based on the performance of a single issuer or the credit of a single counterparty.

• **Index Performance Risk** — The Index maintained by a third party provider unaffiliated with the Fund or ProFund Advisors. There can be no guarantee or assurance that the methodology used by the third party provider to create the Index will result in the Fund achieving positive returns. Further, there can be no guarantee that the methodology underlying the Index or the daily calculation of the Index will be free from error. It is also possible that the value of the Index may be subject to intentional manipulation by third-party market participants. The Index used by the Fund may underperform other asset classes and may underperform other similar indices. Each of these factors could have a negative impact on the performance of the Fund.

• **Active Investor Risk** — The Fund permits short-term trading of its securities. A significant portion of assets invested in the Fund may come from professional money managers and investors who use the Fund as part of active trading or tactical asset allocation strategies. These strategies often call for

frequent trading to take advantage of anticipated changes in market conditions, which could increase portfolio turnover and may result in additional costs for the Fund. In addition, large movements of assets into and out of the Fund may have a negative impact on the Fund's ability to achieve its investment objective or maintain a consistent level of operating expenses. In certain circumstances, the Fund's expense ratio may vary from current estimates or the historical ratio disclosed in this Prospectus.

• **Early Close/Late Close/Trading Halt Risk** — An exchange or market may close early, close late or issue trading halts on specific securities or financial instruments. As a result, the ability to trade certain securities or financial instruments may be restricted, which may result in the Fund being unable to trade those and other related financial instruments at all. In these circumstances, the Fund may be unable to rebalance its portfolio, may be unable to accurately price its investments and/or may incur substantial trading losses.

• **Liquidity Risk** — In certain circumstances, such as the disruption of the orderly markets for the financial instruments in which the Fund invests, the Fund might not be able to acquire or dispose of certain holdings quickly or at prices that represent true market value in the judgment of ProFund Advisors. Markets for the financial instruments in which the Fund invests may be disrupted by a number of events, including but not limited to economic crises, political crises, health crises, natural disasters, excessive volatility, new legislation, or regulatory changes inside or outside of the U.S. For example, regulation limiting the ability of certain financial institutions to invest in certain financial instruments would likely reduce the liquidity of those instruments. These situations may prevent the Fund from limiting losses, realizing gains or achieving a high leveraged correlation with the Index.

• **Portfolio Turnover Risk** — The Fund may incur high portfolio turnover to manage the Fund's investment exposure. Additionally, active trading of the Fund's shares may cause more frequent purchase and sales activities that could, in certain circumstances, increase the number of portfolio transactions. High levels of portfolio transactions increase brokerage and other transaction costs and may result in increased taxable capital gains. Each of these factors could have a negative impact on the performance of the Fund.

• **Tax Risk** — In order to qualify for the special tax treatment accorded a regulated investment company (“RIC”) and its shareholders, the Fund must derive at least 90% of its gross income for each taxable year from “qualifying income,” meet certain asset diversification tests at the end of each taxable quarter, and meet annual distribution requirements. The Fund's pursuit of its investment strategies will potentially be limited by the Fund's intention to qualify for such treatment and could adversely affect the Fund's ability to so qualify. The Fund can make certain investments, the treatment of which for these purposes is unclear. If, in any year, the Fund were to fail to qualify for the special tax treatment accorded a RIC and

its shareholders, and were ineligible to or were not to cure such failure, the Fund would be taxed in the same manner as an ordinary corporation subject to U.S. federal income tax on all its income at the fund level. The resulting taxes could substantially reduce the Fund's net assets and the amount of income available for distribution. In addition, in order to qualify for taxation as a RIC, the Fund could be required to recognize unrealized gains, pay substantial taxes and interest, and make certain distributions. Please see the Statement of Additional Information for more information.

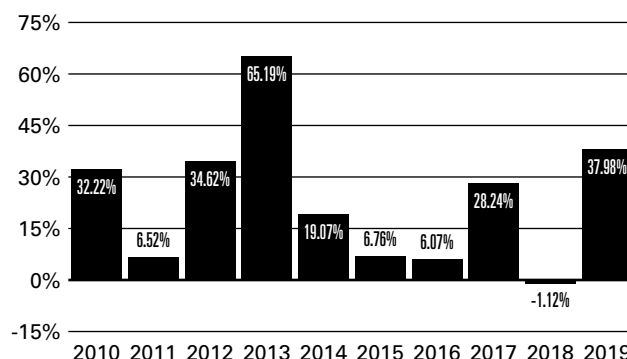
- **Valuation Risk** — In certain circumstances (e.g., if ProFund Advisors believes market quotations do not accurately reflect the fair value of an investment, or a trading halt closes an exchange or market early), ProFund Advisors may, in its sole discretion, choose to determine a fair value price as the basis for determining the market value of such investment for such day. The fair value of an investment determined by ProFund Advisors may be different from other value determinations of the same investment. Portfolio investments that are valued using techniques other than market quotations, including "fair valued" investments, may be subject to greater fluctuation in their value from one day to the next than would be the case if market quotations were used. In addition, there is no assurance that the Fund could sell a portfolio investment for the value established for it at any time, and it is possible that the Fund would incur a loss because a portfolio investment is sold at a discount to its established value.

Please see "Investment Objectives, Principal Investment Strategies and Related Risks" in the Fund's Prospectus for additional details.

Investment Results

The bar chart below shows how the Fund's investment results for Investor Class shares have varied from year to year, and the table shows how the Fund's average annual total returns for various periods compare with different broad measures of market performance. Performance for Service Class shares would differ to the extent their fees and expenses differ. This information provides some indication of the risks of investing in the Fund. In addition, the Fund's performance information reflects applicable fee waivers and/or expense limitations, if any, in effect during the periods presented. Absent such fee waivers/expense limitations, if any, performance would have been lower. Past results (before and after taxes) are not predictive of future results. Updated information on the Fund's results can be obtained by visiting the Fund's website (www.profunds.com).

Annual Returns as of December 31



Best Quarter (ended 3/31/2012): **21.02%**

Worst Quarter (ended 12/31/2018): **-22.01%**

The year-to-date return as of the most recent quarter, which ended September 30, 2020, was 19.34%.

Average Annual Total Returns

As of December 31, 2019

	One Year	Five Years	Ten Years	Inception Date
Investor Class Shares				1/30/2004
– Before Taxes	37.98%	14.65%	22.14%	
– After Taxes on Distributions	37.98%	14.11%	21.71%	
– After Taxes on Distributions and Sale of Shares	22.49%	11.56%	19.10%	
Service Class Shares	36.63%	13.52%	20.93%	1/30/2004
S&P 500^{®1}	31.49%	11.70%	13.56%	
Dow Jones U.S. Consumer ServicesSM Index¹	26.93%	11.99%	16.79%	

1 Reflects no deduction for fees, expenses or taxes. Adjusted to reflect the reinvestment of dividends paid by issuers in the Index.

Average annual total returns are shown on a before- and after-tax basis for Investor Class shares only. After-tax returns for Service Class shares will vary. After-tax returns are calculated using the historical highest individual federal marginal income tax rates and do not reflect the impact of state and local taxes. Actual after-tax returns depend on an investor's tax situation and may differ from those shown. After-tax returns shown are not relevant to investors who hold the Fund's shares through tax-deferred arrangements, such as a retirement account. After-tax returns may exceed the return before taxes due to a tax benefit from realizing a capital loss on a sale of shares.

Annual returns are required to be shown and should not be interpreted as suggesting that the Fund should or should not be held for longer periods of time.

Management

The Fund is advised by ProFund Advisors. Michael Neches, Senior Portfolio Manager, and Tarak Davé, Portfolio Manager, have jointly and primarily managed the Fund since October 2013 and April 2018, respectively.

Purchase and Sale of Fund Shares

The **minimum initial investment** amounts for all classes, which may be waived at the discretion of the Fund, are:

- \$5,000 for accounts that list a financial professional.
- \$15,000 for self-directed accounts.

You may purchase, redeem or exchange Fund shares on any day which the New York Stock Exchange is open for business. Depending on where your account is held, you may redeem your shares by contacting your financial professional or the Fund by mail, telephone, wire transfer or on-line (www.profund.com).

Tax Information

The Fund's distributions generally are taxable, and will be taxed as ordinary income, qualified dividend income or capital gains, unless you are investing through a tax-advantaged arrangement, such as a 401(k) plan or an individual retirement account. You may be taxed later upon withdrawal of monies from such tax-advantaged arrangements.

The Fund intends to distribute income, if any, and capital gains, if any, at least annually.

Payments to Broker-Dealers and Other Financial Intermediaries

If you purchase Fund shares through a financial intermediary, such as a broker-dealer or investment adviser, the Fund and its distributor may pay the intermediary for the sale of Fund shares and related services. These payments may create a conflict of interest by influencing the broker-dealer or other financial intermediary to recommend the Fund over another investment. Ask your financial intermediary or visit your financial intermediary's website for more information.

Investment Objective

Europe 30 ProFund (the “Fund”) seeks investment results, before fees and expenses, that track the performance of the ProFunds Europe 30 Index (the “Index”).

Fees and Expenses of the Fund

The table below describes the fees and expenses that you may pay if you buy, hold, and sell shares of the Fund. You may pay other fees, such as brokerage commissions and other fees to financial intermediaries, which are not reflected in the tables and examples below.

Shareholder Fees

(fees paid directly from your investment)

Wire Fee \$10

Annual Fund Operating Expenses

(expenses that you pay each year as a percentage of the value of your investment)

	Investor Class	Service Class
Investment Advisory Fees	0.75%	0.75%
Distribution and Service (12b-1) Fees	0.00%	1.00%
Other Expenses	1.45%	1.45%

Total Annual Fund Operating Expenses Before Fee Waivers and Expense Reimbursements

Reimbursements	2.20%	3.20%
Fee Waivers/Reimbursements ¹	-0.42%	-0.42%

Total Annual Fund Operating Expenses After Fee Waivers and Expense Reimbursements

1.78%	2.78%
--------------	--------------

¹ ProFund Advisors LLC (“ProFund Advisors”) has contractually agreed to waive Investment Advisory and Management Services Fees and to reimburse Other Expenses to the extent Total Annual Fund Operating Expenses Before Fee Waivers and Expense Reimbursements, as a percentage of average daily net assets, exceed 1.78% for Investor Class shares and 2.78% for Service Class shares through November 30, 2021. After such date, the expense limitation may be terminated or revised by ProFund Advisors. Amounts waived or reimbursed in a particular contractual period may be recouped by ProFund Advisors within three years of the end of that contractual period, however, such recoupment will be limited to the lesser of any expense limitation in place at the time of recoupment or the expense limitation in place at the time of waiver or reimbursement.

Example: This example is intended to help you compare the cost of investing in the Fund with the cost of investing in other funds.

The example assumes that you invest \$10,000 in the Fund for the time periods indicated and then redeem all of your shares at the end of each period. The example also assumes that your investment has a 5% return each year and that the Fund’s operating expenses remain the same, except that the fee waiver/expense reimbursement is assumed only to pertain to the first year. Although your actual costs may be higher or lower, based on these assumptions your approximate costs would be:

	1 Year	3 Years	5 Years	10 Years
Investor Class	\$181	\$648	\$1,141	\$2,501
Service Class	\$281	\$947	\$1,637	\$3,475

The Fund pays transaction and financing costs associated with the purchase and sale of securities. These costs are not reflected in the table or the example above.

Portfolio Turnover

The Fund pays transaction costs, such as commissions, when it buys and sells securities (or “turns over” its portfolio). A higher portfolio turnover rate may indicate higher transaction costs and may result in higher taxes when the Fund’s shares are held in a taxable account. These costs, which are not reflected in the Annual Fund Operating Expenses or in the example above, affect the Fund’s performance. During the most recent fiscal year, the Fund’s annual portfolio turnover rate was 1122% of the average value of its entire portfolio.

Principal Investment Strategies

The Fund invests in securities that ProFund Advisors believes, in combination, should track the performance of the Index.

The Index is constructed and maintained by ProFund Advisors. The Index, created by ProFund Advisors, is composed of companies whose principal offices are located in Europe and whose securities are traded on U.S. exchanges as depositary receipts or ordinary shares. The component companies in the Index are determined annually based upon their U.S. dollar-traded volume. Their relative weights are determined based on a modified market capitalization method. The component companies of the Index are listed in an appendix to the Statement of Additional Information.

The Fund will invest principally in the financial instruments set forth below.

- **Equity Securities** — The Fund invests in common stock issued by public companies.
- **Depositary Receipts** — The Fund may invest in depositary receipts, which principally include:
 - **American Depositary Receipts (ADRs)**, which represent the right to receive securities of foreign issuers deposited in a bank or trust company and are an alternative to purchasing the underlying securities in their national markets and currencies
 - **Global Depositary Receipts (GDRs)**, which are receipts for shares in a foreign-based corporation traded in capital markets around the world.

ProFund Advisors uses a mathematical approach to investing. Using this approach, ProFund Advisors determines the type, quantity and mix of investment positions that it believes, in combination, the Fund should hold to produce returns consistent with the Fund’s investment objective. The Fund may invest in or gain exposure to only a representative sample of the

securities in the Index or to securities not contained in the Index or in financial instruments, with the intent of obtaining exposure with aggregate characteristics similar to those of the Index. In managing the assets of the Fund, ProFund Advisors does not invest the assets of the Fund in securities or financial instruments based on ProFund Advisors' view of the investment merit of a particular security, instrument, or company, nor does it conduct conventional investment research or analysis or forecast market movement or trends.

The Fund will concentrate or focus its investments in a particular industry or group of industries, country or region to approximately the same extent the Index is so concentrated or focused.

As of July 31, 2020, the Index was concentrated in the health care industry group and was focused in the consumer staples and information technology industry groups. In addition, the Index was concentrated in the United Kingdom.

Please see "Investment Objectives, Principal Investment Strategies and Related Risks" in the Fund's Prospectus for additional details.

Principal Risks

You could lose money by investing in the Fund.

The principal risks described below are intended to provide information about the factors likely to have a significant adverse impact on the Fund's returns and consequently the value of an investment in the Fund. The risks are presented in an order intended to facilitate readability and their order does not imply that the realization of one risk is more likely to occur than another risk or likely to have a greater adverse impact than another risk.

- **Correlation Risk** — A number of factors may affect the Fund's ability to achieve a high degree of correlation with the Index, and there is no guarantee that the Fund will achieve a high degree of correlation. Failure to achieve a high degree of correlation may prevent the Fund from achieving its investment objective.

Factors that may adversely affect the Fund's correlation with the Index include fees, expenses, transaction costs, income items, valuation methodology, accounting standards and disruptions or illiquidity in the markets for the financial instruments in which the Fund invests. The Fund may not have investment exposure to all of the securities in the Index, or its weighting of investment exposure to securities may be different from that of the Index. In addition, the Fund may invest in securities not included in the Index. The Fund may take or refrain from taking positions in order to improve tax efficiency, comply with regulatory restrictions, or for other reasons, each of which may negatively affect the Fund's correlation with the Index. The Fund may also be subject to large movements of assets into and out of the Fund, potentially resulting in the Fund being over- or underexposed to the Index and may be impacted by Index reconstitutions and Index rebalancing events. Additionally, the Fund's

underlying investments may trade on markets that may not be open on the same day as the Fund, which may cause a difference between the change in the performance of the Fund and change in the level of the Index on such day. Any of these factors could decrease correlation between the performance of the Fund and the Index and may hinder the Fund's ability to meet its investment objective.

- **European Investments Risk** — Many countries are members of the European Union (the "EU") and all European countries may be significantly affected by EU policies and may be highly dependent on the economies of their fellow members. The European financial markets have experienced significant volatility and several European countries have been adversely affected by unemployment, budget deficits and economic downturns. In addition, several European countries have experienced credit rating downgrades, rising government debt levels and, for certain European countries (including Spain, Portugal, Ireland and Italy), weaknesses in sovereign debt. These events, along with decreasing imports or exports, changes in governmental or EU regulations on trade, the default or threat of default by a European country on its sovereign debt, an economic recession in a European country, or the threat of a European country to leave the EU may have a significant adverse effect on the affected European country, issuers in the affected European country, the economies of other European countries, or their trading partners. Such events, or even the threat of these events, may cause the value of securities issued by issuers in such European countries to fall, in some cases drastically. These events may also cause further volatility in the European financial markets. To the extent that the Fund's assets are exposed to investments from issuers in European countries or denominated in euro, their trading partners, or other European countries, these events may negatively impact the performance of the Fund.
- **Equity and Market Risk** — Equity markets are volatile, and the value of securities, swaps, futures and other instruments correlated with equity markets may fluctuate dramatically from day to day. Equity markets are subject to corporate, political, regulatory, market and economic developments, as well as developments that impact specific economic sectors, industries or segments of the market. Further, stocks in the Index may underperform other equity investments. Volatility in the markets and/or market developments may cause the value of an investment in the Fund to decrease over short or long periods of time.
- **Foreign Currency Risk** — Investments linked to or denominated in foreign currencies are exposed to additional risk factors versus those investments denominated in U.S. dollars and linked to U.S. investments. The value of an investment linked to or denominated in a foreign currency could change significantly as foreign currencies strengthen or weaken relative to the U.S. dollar. Devaluations of a currency by a government or banking authority may also have significant impact on the value of any investments linked to or

denominated in that currency. Risks related to foreign currencies also include those related to economic or political developments, market inefficiencies or a higher risk that essential investment information may be incomplete, unavailable, or inaccurate. Foreign currency losses could offset or exceed any potential gains, or add to losses, in the related investments. Currency markets are also generally not as regulated as securities markets. In addition, in order to transact in foreign investments, the Fund may exchange and hold foreign currencies. Regulatory fees or higher custody fees may be imposed on foreign currency holdings.

- **Foreign Investments** — Exposure to securities of foreign issuers may provide the Fund with increased risk. Various factors related to foreign investments may negatively impact the Fund's and the Index's performance, such as: i) fluctuations in the value of the applicable foreign currency; ii) differences in securities settlement practices; iii) uncertainty associated with evidence of ownership of investments in countries that lack centralized custodial services; iv) possible regulation of, or other limitations on, investments by U.S. investors in foreign investments; v) potentially higher brokerage commissions; vi) the possibility that a foreign government may withhold portions of interest and dividends at the source; vii) taxation of income earned in foreign countries or other foreign taxes imposed; viii) foreign exchange controls, which may include suspension of the ability to transfer currency from a foreign country; ix) less publicly available information about foreign issuers; x) changes in the denomination currency of a foreign investment; and xi) less certain legal systems in which the Fund may encounter difficulties or be unable to pursue legal remedies. Foreign investments also may be more susceptible to political, social, economic and regional factors than may be the case with U.S. securities. In addition, markets for foreign investments are usually less liquid, more volatile and significantly smaller than markets for U.S. securities, which may affect, among other things, the Fund's ability to purchase or sell foreign investments at appropriate times and prices. Because of differences in settlement times and/or foreign market holidays, transactions in a foreign market may take place one or more days after the necessary exposure to these investments is determined. Until the transactions are effected, the Fund is exposed to increased foreign currency risk and market risk and, ultimately, increased correlation risk.
- **Geographic Concentration Risk** — Because the Fund focuses its investments in particular foreign countries or geographic regions, it may be more volatile than a more geographically diversified fund. The performance of the Fund will be affected by the political, social and economic conditions in those foreign countries and geographic regions and subject to the related risks.
- **Concentration and Focused Investing** — The Index may concentrate (i.e., composed of securities that represent 25 percent or more of the value of the Index) or focus (i.e.,

composed of securities that represent a substantial portion of its value, but less than 25 percent) in an industry or group of industries. The Fund will allocate its investments to approximately the same extent as the Index. As a result, the Fund may be subject to greater market fluctuations than a fund that is more broadly invested across industries. Financial, economic, business, regulatory conditions, and other developments affecting issuers in a particular industry or group of industries will have a greater effect on the Fund, and if securities of the particular industry or group of industries as a group fall out of favor, the Fund could underperform, or its net asset value may be more volatile than, funds that have greater industry diversification.

- **Large-Cap Company Investment Risk** — Although returns on investments in large-cap companies are often perceived as being less volatile than the returns of companies with smaller market capitalizations, the return on large-cap securities could trail the returns on investments in smaller and mid-sized companies for a number of reasons. For example, large-cap companies may be unable to respond quickly to new competitive challenges, such as changes in technology, and also may not be able to attain the high growth rate of successful smaller companies.
- **Natural Disaster/Epidemic Risk** — Natural or environmental disasters, such as earthquakes, fires, floods, hurricanes, tsunamis and other severe weather-related phenomena generally, and widespread disease, including pandemics and epidemics (for example, the novel coronavirus COVID-19), have been and can be highly disruptive to economies and markets and have recently led, and may continue to lead, to increased market volatility and significant market losses. Such natural disaster and health crises could exacerbate political, social, and economic risks, and result in significant breakdowns, delays, shutdowns, social isolation, and other disruptions to important global, local and regional supply chains affected, with potential corresponding results on the operating performance of the Fund and its investments. A climate of uncertainty and panic, including the contagion of infectious viruses or diseases, may adversely affect global, regional, and local economies and reduce the availability of potential investment opportunities, and increases the difficulty of performing due diligence and modeling market conditions, potentially reducing the accuracy of financial projections. Under these circumstances, the Fund may have difficulty achieving its investment objectives which may adversely impact Fund performance. Further, such events can be highly disruptive to economies and markets, significantly disrupt the operations of individual companies (including, but not limited to, the Fund's investment advisor, third party service providers, and counterparties), sectors, industries, markets, securities and commodity exchanges, currencies, interest and inflation rates, credit ratings, investor sentiment, and other factors affecting the value of the Fund's investments. These factors can cause

substantial market volatility, exchange trading suspensions and closures, changes in the availability of and the margin requirements for certain instruments, and can impact the ability of the Fund to complete redemptions and otherwise affect Fund performance and Fund trading in the secondary market. A widespread crisis would also affect the global economy in ways that cannot necessarily be foreseen. How long such events will last and whether they will continue or recur cannot be predicted. Impacts from these could have a significant impact on the Fund's performance, resulting in losses to your investment.

• **Risk that Current Assumptions and Expectations Could Become Outdated As a Result of Global Economic Shock** —

The onset of the novel coronavirus (COVID-19) has caused significant shocks to global financial markets and economies, with many governments taking extreme actions to slow and contain the spread of COVID-19. These actions have had, and likely will continue to have, a severe economic impact on global economies as economic activity in some instances has essentially ceased. Financial markets across the globe are experiencing severe distress at least equal to what was experienced during the global financial crisis in 2008. In March 2020, U.S. equity markets entered a bear market in the fastest such move in the history of U.S. financial markets. During much of 2020, the unemployment rate in the U.S. has been extremely high by historical standards. It is not possible to predict when unemployment and market conditions will return to more normal levels. The global economic shocks being experienced as of the date hereof may cause the underlying assumptions and expectations of the Fund to become outdated quickly or inaccurate, resulting in significant losses.

• **Self-Indexing Performance Risk** — The Fund is linked to an Index sponsored by ProFund Advisors. There can be no guarantee or assurance that the methodology used to create the Index will result in the Fund achieving positive returns. Further, there can be no guarantee that the methodology underlying the Index or the daily calculation of the Index will be free from error. It is also possible that the value of the Index may be subject to intentional manipulation by third-party market participants. The Index may underperform other asset classes and may underperform other indices or benchmarks based upon the same underlying securities. Each of these factors could have a negative impact on the performance of the Fund.

• **Active Investor Risk** — The Fund permits short-term trading of its securities. A significant portion of assets invested in the Fund may come from professional money managers and investors who use the Fund as part of active trading or tactical asset allocation strategies. These strategies often call for frequent trading to take advantage of anticipated changes in market conditions, which could increase portfolio turnover and may result in additional costs for the Fund. In addition, large movements of assets into and out of the Fund may have a

negative impact on the Fund's ability to achieve its investment objective or maintain a consistent level of operating expenses. In certain circumstances, the Fund's expense ratio may vary from current estimates or the historical ratio disclosed in this Prospectus.

• **Early Close/Late Close/Trading Halt Risk** — An exchange or market may close early, close late or issue trading halts on specific securities or financial instruments. As a result, the ability to trade certain securities or financial instruments may be restricted, which may result in the Fund being unable to trade those and other related financial instruments at all. In these circumstances, the Fund may be unable to rebalance its portfolio, may be unable to accurately price its investments and/or may incur substantial trading losses.

• **Liquidity Risk** — In certain circumstances, such as the disruption of the orderly markets for the financial instruments in which the Fund invests, the Fund might not be able to acquire or dispose of certain holdings quickly or at prices that represent true market value in the judgment of ProFund Advisors. Markets for the financial instruments in which the Fund invests may be disrupted by a number of events, including but not limited to economic crises, political crises, health crises, natural disasters, excessive volatility, new legislation, or regulatory changes inside or outside of the U.S. For example, regulation limiting the ability of certain financial institutions to invest in certain financial instruments would likely reduce the liquidity of those instruments. These situations may prevent the Fund from limiting losses, realizing gains or achieving a high correlation with the Index.

• **Portfolio Turnover Risk** — The Fund may incur high portfolio turnover to manage the Fund's investment exposure. Additionally, active trading of the Fund's shares may cause more frequent purchase and sales activities that could, in certain circumstances, increase the number of portfolio transactions. High levels of portfolio transactions increase brokerage and other transaction costs and may result in increased taxable capital gains. Each of these factors could have a negative impact on the performance of the Fund.

• **Tax Risk** — In order to qualify for the special tax treatment accorded a regulated investment company ("RIC") and its shareholders, the Fund must derive at least 90% of its gross income for each taxable year from "qualifying income," meet certain asset diversification tests at the end of each taxable quarter, and meet annual distribution requirements. The Fund's pursuit of its investment strategies will potentially be limited by the Fund's intention to qualify for such treatment and could adversely affect the Fund's ability to so qualify. The Fund can make certain investments, the treatment of which for these purposes is unclear. If, in any year, the Fund were to fail to qualify for the special tax treatment accorded a RIC and its shareholders, and were ineligible to or were not to cure such failure, the Fund would be taxed in the same manner as an ordinary corporation subject to U.S. federal income tax on

all its income at the fund level. The resulting taxes could substantially reduce the Fund's net assets and the amount of income available for distribution. In addition, in order to qualify for taxation as a RIC, the Fund could be required to recognize unrealized gains, pay substantial taxes and interest, and make certain distributions. Please see the Statement of Additional Information for more information.

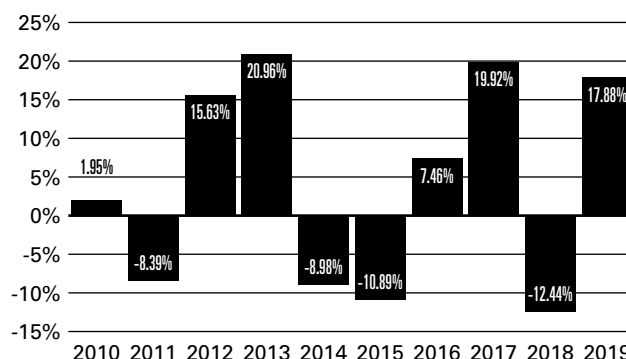
- **Valuation Risk** — In certain circumstances (e.g., if ProFund Advisors believes market quotations do not accurately reflect the fair value of an investment, or a trading halt closes an exchange or market early), ProFund Advisors may, in its sole discretion, choose to determine a fair value price as the basis for determining the market value of such investment for such day. The fair value of an investment determined by ProFund Advisors may be different from other value determinations of the same investment. Portfolio investments that are valued using techniques other than market quotations, including "fair valued" investments, may be subject to greater fluctuation in their value from one day to the next than would be the case if market quotations were used. In addition, there is no assurance that the Fund could sell a portfolio investment for the value established for it at any time, and it is possible that the Fund would incur a loss because a portfolio investment is sold at a discount to its established value.

Please see "Investment Objectives, Principal Investment Strategies and Related Risks" in the Fund's Prospectus for additional details.

Investment Results

The bar chart below shows how the Fund's investment results for Investor Class shares have varied from year to year, and the table shows how the Fund's average annual total returns for various periods compare with different broad measures of market performance. Performance for Service Class shares would differ to the extent their fees and expenses differ. This information provides some indication of the risks of investing in the Fund. In addition, the Fund's performance information reflects applicable fee waivers and/or expense limitations, if any, in effect during the periods presented. Absent such fee waivers/expense limitations, if any, performance would have been lower. Past results (before and after taxes) are not predictive of future results. Updated information on the Fund's results can be obtained by visiting the Fund's website (www.profunds.com).

Annual Returns as of December 31



Best Quarter (ended 9/30/2010): **16.36%**

Worst Quarter (ended 9/30/2011): **-22.34%**

The year-to-date return as of the most recent quarter, which ended September 30, 2020, was -20.87%.

Average Annual Total Returns

As of December 31, 2019

	One Year	Five Years	Ten Years	Inception Date
Investor Class Shares				3/15/1999
– Before Taxes	17.88%	3.46%	3.49%	
– After Taxes on Distributions	17.65%	1.88%	2.39%	
– After Taxes on Distributions and Sale of Shares	10.75%	2.23%	2.45%	
Service Class Shares	16.68%	2.41%	2.47%	3/15/1999
STOXX Europe 50® Index¹	25.06%	4.39%	3.69%	
ProFunds Europe 30® Index²	15.49%	0.85%	1.57%	

1 Reflects no deduction for fees, expenses or taxes. Adjusted to reflect the reinvestment of dividends paid by issuers in the Index.

2 Reflects no deduction for fees, expenses or taxes.

Average annual total returns are shown on a before- and after-tax basis for Investor Class shares only. After-tax returns for Service Class shares will vary. After-tax returns are calculated using the historical highest individual federal marginal income tax rates and do not reflect the impact of state and local taxes. Actual after-tax returns depend on an investor's tax situation and may differ from those shown. After-tax returns shown are not relevant to

investors who hold the Fund's shares through tax-deferred arrangements, such as a retirement account. After-tax returns may exceed the return before taxes due to a tax benefit from realizing a capital loss on a sale of shares.

Annual returns are required to be shown and should not be interpreted as suggesting that the Fund should or should not be held for longer periods of time.

Management

The Fund is advised by ProFund Advisors. Alexander Ilyasov, Senior Portfolio Manager, and Scott Hanson, Portfolio Manager, have jointly and primarily managed the Fund since August 2020 and August 2016, respectively.

Purchase and Sale of Fund Shares

The **minimum initial investment** amounts for all classes, which may be waived at the discretion of the Fund, are:

- \$5,000 for accounts that list a financial professional.
- \$15,000 for self-directed accounts.

You may purchase, redeem or exchange Fund shares on any day which the New York Stock Exchange is open for business. Depending on where your account is held, you may redeem your

shares by contacting your financial professional or the Fund by mail, telephone, wire transfer or on-line (www.profund.com).

Tax Information

The Fund's distributions generally are taxable, and will be taxed as ordinary income, qualified dividend income or capital gains, unless you are investing through a tax-advantaged arrangement, such as a 401(k) plan or an individual retirement account. You may be taxed later upon withdrawal of monies from such tax-advantaged arrangements.

The Fund intends to distribute income, if any, and capital gains, if any, at least annually.

Payments to Broker-Dealers and Other Financial Intermediaries

If you purchase Fund shares through a financial intermediary, such as a broker-dealer or investment adviser, the Fund and its distributor may pay the intermediary for the sale of Fund shares and related services. These payments may create a conflict of interest by influencing the broker-dealer or other financial intermediary to recommend the Fund over another investment. Ask your financial intermediary or visit your financial intermediary's website for more information.

Investment Objective

Falling U.S. Dollar ProFund (the “Fund”) seeks daily investment results, before fees and expenses, that correspond to the daily performance of the basket of non-U.S. currencies included in the ICE[®] U.S. Dollar Index[®] (the “Index”). The Index measures the value of the U.S. Dollar against a basket of currencies of the top six trading partners of the United States, as measured in 1973 (the “Benchmark”). These currencies and their weightings as of July 31, 2020 are: euro 57.6%; Japanese yen 13.6%; British pound 11.9%; Canadian dollar 9.1%; Swedish krona 4.2% and Swiss franc 3.6%. The Fund is designed to benefit from a decline in the value of the U.S. Dollar against the value of the currencies included in the Benchmark. Accordingly, as the value of the U.S. Dollar depreciates (i.e., “falls”) versus the Benchmark, the performance of the Fund generally should be expected to increase. As the value of the U.S. Dollar appreciates versus the Benchmark, the performance of the Fund generally should be expected to decline.

Fees and Expenses of the Fund

The table below describes the fees and expenses that you may pay if you buy, hold, and sell shares of the Fund. You may pay other fees, such as brokerage commissions and other fees to financial intermediaries, which are not reflected in the tables and examples below.

Shareholder Fees

(fees paid directly from your investment)

Wire Fee \$10

Annual Fund Operating Expenses

(expenses that you pay each year as a percentage of the value of your investment)

	Investor Class	Service Class
Investment Advisory Fees	0.75%	0.75%
Distribution and Service (12b-1) Fees	0.00%	1.00%
Other Expenses	4.91%	4.91%
Total Annual Fund Operating Expenses Before Fee Waivers and Expense Reimbursements	5.66%	6.66%
Fee Waivers/Reimbursements ¹	-3.88%	-3.88%
Total Annual Fund Operating Expenses After Fee Waivers and Expense Reimbursements	1.78%	2.78%

¹ ProFund Advisors LLC (“ProFund Advisors”) has contractually agreed to waive Investment Advisory and Management Services Fees and to reimburse Other Expenses to the extent Total Annual Fund Operating Expenses Before Fee Waivers and Expense Reimbursements, as a percentage of average daily net assets, exceed 1.78% for Investor Class shares and 2.78% for Service Class shares through November 30, 2021. After such date, the expense limitation may be terminated or revised by ProFund Advisors. Amounts waived or reimbursed in a particular contractual period may be recouped by ProFund

Advisors within three years of the end of that contractual period, however, such recoupment will be limited to the lesser of any expense limitation in place at the time of recoupment or the expense limitation in place at the time of waiver or reimbursement.

Example: This example is intended to help you compare the cost of investing in the Fund with the cost of investing in other funds.

The example assumes that you invest \$10,000 in the Fund for the time periods indicated and then redeem all of your shares at the end of each period. The example also assumes that your investment has a 5% return each year and that the Fund’s operating expenses remain the same, except that the fee waiver/expense reimbursement is assumed only to pertain to the first year. Although your actual costs may be higher or lower, based on these assumptions your approximate costs would be:

	1Year	3Years	5Years	10Years
Investor Class	\$181	\$1,342	\$2,487	\$5,285
Service Class	\$281	\$1,620	\$2,915	\$5,969

The Fund pays transaction and financing costs associated with the purchase and sale of securities and derivatives. These costs are not reflected in the table or the example above.

Portfolio Turnover

The Fund pays transaction costs, such as commissions, when it buys and sells securities (or “turns over” its portfolio). A higher portfolio turnover rate may indicate higher transaction costs and may result in higher taxes when the Fund’s shares are held in a taxable account. These costs, which are not reflected in the Annual Fund Operating Expenses or in the example above, affect the Fund’s performance. During the most recent fiscal year, the Fund’s annual portfolio turnover rate was 0% of the average value of its entire portfolio. This portfolio turnover rate is calculated without regard to cash instruments or derivatives transactions. If such transactions were included, the Fund’s portfolio turnover rate would be significantly higher.

Principal Investment Strategies

The Fund invests in financial instruments that ProFund Advisors believes, in combination, should track the performance of the Index.

The Index is calculated and maintained by ICE Data Indices, LLC. The Index is published under the Bloomberg ticker symbol “DXY.”

The Fund will invest principally in the financial instruments set forth below. The Fund expects that its cash balances maintained in connection with the use of financial instruments will typically be held in money market instruments.

- **Derivatives** —The Fund invests in derivatives, which are financial instruments whose value is derived from the value of an underlying asset or assets, such as stocks, bonds, funds (including exchange-traded funds (“ETFs”)), currencies,

interest rates or indexes. The Fund invests in derivatives to gain exposure to the Benchmark. These derivatives principally include:

- **Forward Contracts** — Two-party contracts where a purchase or sale of a specific quantity of a commodity, security, foreign currency or other financial instrument is entered into with dealers or financial institutions at a set price, with delivery and settlement at a specified future date. Forward contracts may also be structured for cash settlement, rather than physical delivery.
- **Money Market Instruments** — The Fund invests in short-term cash instruments that have a remaining maturity of 397 days or less and exhibit high quality credit profiles, for example:
 - **U.S. Treasury Bills** — U.S. government securities that have initial maturities of one year or less, and are supported by the full faith and credit of the U.S. government.
 - **Repurchase Agreements** — Contracts in which a seller of securities, usually U.S. government securities or other money market instruments, agrees to buy the securities back at a specified time and price. Repurchase agreements are primarily used by the Fund as a short-term investment vehicle for cash positions.

ProFund Advisors uses a mathematical approach to investing. Using this approach, ProFund Advisors determines the type, quantity and mix of investment positions that it believes, in combination, the Fund should hold to produce returns consistent with the Fund's investment objective. The Fund may invest in or gain exposure to only a representative sample of the securities in the Index or to securities not contained in the Index or in financial instruments, with the intent of obtaining exposure with aggregate characteristics similar to those of the Index. In managing the assets of the Fund, ProFund Advisors does not invest the assets of the Fund in securities or financial instruments based on ProFund Advisors' view of the investment merit of a particular security, instrument, or company, nor does it conduct conventional investment research or analysis or forecast market movement or trends. The Fund seeks to remain fully invested at all times in securities and/or financial instruments that, in combination, provide exposure to the returns of the Index without regard to market conditions, trends or direction.

Please see "Investment Objectives, Principal Investment Strategies and Related Risks" in the Fund's Prospectus for additional details.

Principal Risks

You could lose money by investing in the Fund.

The principal risks described below are intended to provide information about the factors likely to have a significant adverse impact on the Fund's returns and consequently the value of an investment in the Fund. The risks are presented in an order intended to facilitate readability and their order does not imply

that the realization of one risk is more likely to occur than another risk or likely to have a greater adverse impact than another risk.

- **Risks Associated with the Use of Derivatives** — Investing in derivatives may be considered aggressive and may expose the Fund to greater risks and may result in larger losses or smaller gains than investing directly in the reference asset(s) underlying those derivatives. These risks include counterparty risk, liquidity risk and increased correlation risk. When the Fund uses derivatives, there may be imperfect correlation between the value of the reference asset(s) underlying the derivative (e.g., the Index) and the derivative, which may prevent the Fund from achieving its investment objective. Because derivatives often require only a limited initial investment, the use of derivatives also may expose the Fund to losses in excess of those amounts initially invested. Any costs associated with using derivatives will also have the effect of lowering the Fund's return.
- **Correlation Risk** — A number of factors may affect the Fund's ability to achieve a high degree of correlation with the Index, and there is no guarantee that the Fund will achieve a high degree of correlation. Failure to achieve a high degree of correlation may prevent the Fund from achieving its investment objective.

Factors that may adversely affect the Fund's correlation with the Index include fees, expenses, transaction costs, income items, valuation methodology, accounting standards and disruptions or illiquidity in the markets for the financial instruments in which the Fund invests. The Fund may not have investment exposure to all of the securities in the Index, or its weighting of investment exposure to securities may be different from that of the Index. In addition, the Fund may invest in securities not included in the Index. The Fund may take or refrain from taking positions in order to improve tax efficiency, comply with regulatory restrictions, or for other reasons, each of which may negatively affect the Fund's correlation with the Index. The Fund may also be subject to large movements of assets into and out of the Fund, potentially resulting in the Fund being over- or underexposed to the Index and may be impacted by Index reconstitutions and Index rebalancing events. Additionally, the Fund's underlying investments may trade on markets that may not be open on the same day as the Fund, which may cause a difference between the change in the performance of the Fund and change in the level of the Index on such day. Any of these factors could decrease correlation between the performance of the Fund and the Index and may hinder the Fund's ability to meet its investment objective.

- **Counterparty Risk** — Investing in derivatives and repurchase agreements involves entering into contracts with third parties (i.e., counterparties). The use of derivatives involves risks that are different from those associated with ordinary portfolio securities transactions. The Fund will be subject to credit risk (i.e., the risk that a counterparty is or is perceived to be

unwilling or unable to make timely payments or otherwise meet its contractual obligations) with respect to the amount it expects to receive from counterparties to derivatives and repurchase agreements entered into by the Fund. If a counterparty becomes bankrupt or fails to perform its obligations, or if any collateral posted by the counterparty for the benefit of the Fund is insufficient or there are delays in the Fund's ability to access such collateral, the value of an investment in the Fund may decline.

- **Foreign Currency Risk** — Investments linked to or denominated in foreign currencies are exposed to additional risk factors versus those investments denominated in U.S. dollars and linked to U.S. investments. The value of an investment linked to or denominated in a foreign currency could change significantly as foreign currencies strengthen or weaken relative to the U.S. dollar. Devaluations of a currency by a government or banking authority may also have significant impact on the value of any investments linked to or denominated in that currency. Risks related to foreign currencies also include those related to economic or political developments, market inefficiencies or a higher risk that essential investment information may be incomplete, unavailable, or inaccurate. Foreign currency losses could offset or exceed any potential gains, or add to losses, in the related investments. Currency markets are also generally not as regulated as securities markets.
- **Market Risk** — The Fund is subject to market risks that will affect the value of its shares, including adverse issuer, political, regulatory, market or economic developments, as well as developments that impact specific economic sectors, industries or segments of the market.
- **Geographic Concentration Risk** — Because the Fund focuses its investments in particular foreign countries or geographic regions, it may be more volatile than a more geographically diversified fund. The performance of the Fund will be affected by the political, social and economic conditions in those foreign countries and geographic regions and subject to the related risks.
- **Natural Disaster/Epidemic Risk** — Natural or environmental disasters, such as earthquakes, fires, floods, hurricanes, tsunamis and other severe weather-related phenomena generally, and widespread disease, including pandemics and epidemics (for example, the novel coronavirus COVID-19), have been and can be highly disruptive to economies and markets and have recently led, and may continue to lead, to increased market volatility and significant market losses. Such natural disaster and health crises could exacerbate political, social, and economic risks, and result in significant breakdowns, delays, shutdowns, social isolation, and other disruptions to important global, local and regional supply chains affected, with potential corresponding results on the operating performance of the Fund and its investments. A climate of uncertainty and panic, including the contagion of infectious viruses or diseases, may adversely

affect global, regional, and local economies and reduce the availability of potential investment opportunities, and increases the difficulty of performing due diligence and modeling market conditions, potentially reducing the accuracy of financial projections. Under these circumstances, the Fund may have difficulty achieving its investment objectives which may adversely impact Fund performance. Further, such events can be highly disruptive to economies and markets, significantly disrupt the operations of individual companies (including, but not limited to, the Fund's investment advisor, third party service providers, and counterparties), sectors, industries, markets, securities and commodity exchanges, currencies, interest and inflation rates, credit ratings, investor sentiment, and other factors affecting the value of the Fund's investments. These factors can cause substantial market volatility, exchange trading suspensions and closures, changes in the availability of and the margin requirements for certain instruments, and can impact the ability of the Fund to complete redemptions and otherwise affect Fund performance and Fund trading in the secondary market. A widespread crisis would also affect the global economy in ways that cannot necessarily be foreseen. How long such events will last and whether they will continue or recur cannot be predicted. Impacts from these could have a significant impact on the Fund's performance, resulting in losses to your investment.

- **Risk that Current Assumptions and Expectations Could Become Outdated As a Result of Global Economic Shock** — The onset of the novel coronavirus (COVID-19) has caused significant shocks to global financial markets and economies, with many governments taking extreme actions to slow and contain the spread of COVID-19. These actions have had, and likely will continue to have, a severe economic impact on global economies as economic activity in some instances has essentially ceased. Financial markets across the globe are experiencing severe distress at least equal to what was experienced during the global financial crisis in 2008. In March 2020, U.S. equity markets entered a bear market in the fastest such move in the history of U.S. financial markets. During much of 2020, the unemployment rate in the U.S. has been extremely high by historical standards. It is not possible to predict when unemployment and market conditions will return to more normal levels. The global economic shocks being experienced as of the date hereof may cause the underlying assumptions and expectations of the Fund to become outdated quickly or inaccurate, resulting in significant losses.
- **Non-Diversification Risk** — The Fund is classified as "non-diversified" under the Investment Company Act of 1940, as amended ("1940 Act"). This means it has the ability to invest a relatively high percentage of its assets in the securities of a small number of issuers or in financial instruments with a single counterparty or a few counterparties. This may increase the Fund's volatility and increase the risk that the Fund's

performance will decline based on the performance of a single issuer or the credit of a single counterparty.

- **Index Performance Risk** — The Index maintained by a third party provider unaffiliated with the Fund or ProFund Advisors. There can be no guarantee or assurance that the methodology used by the third party provider to create the Index will result in the Fund achieving positive returns. Further, there can be no guarantee that the methodology underlying the Index or the daily calculation of the Index will be free from error. It is also possible that the value of the Index may be subject to intentional manipulation by third-party market participants. The Index used by the Fund may underperform other asset classes and may underperform other similar indices. Each of these factors could have a negative impact on the performance of the Fund.
- **Active Investor Risk** — The Fund permits short-term trading of its securities. A significant portion of assets invested in the Fund may come from professional money managers and investors who use the Fund as part of active trading or tactical asset allocation strategies. These strategies often call for frequent trading to take advantage of anticipated changes in market conditions, which could increase portfolio turnover and may result in additional costs for the Fund. In addition, large movements of assets into and out of the Fund may have a negative impact on the Fund's ability to achieve its investment objective or maintain a consistent level of operating expenses. In certain circumstances, the Fund's expense ratio may vary from current estimates or the historical ratio disclosed in this Prospectus.
- **Early Close/Late Close/Trading Halt Risk** — An exchange or market may close early, close late or issue trading halts on specific securities or financial instruments. As a result, the ability to trade certain securities or financial instruments may be restricted, which may result in the Fund being unable to trade those and other related financial instruments at all. In these circumstances, the Fund may be unable to rebalance its portfolio, may be unable to accurately price its investments and/or may incur substantial trading losses.
- **Liquidity Risk** — In certain circumstances, such as the disruption of the orderly markets for the financial instruments in which the Fund invests, the Fund might not be able to acquire or dispose of certain holdings quickly or at prices that represent true market value in the judgment of ProFund Advisors. Markets for the financial instruments in which the Fund invests may be disrupted by a number of events, including but not limited to economic crises, political crises, health crises, natural disasters, excessive volatility, new legislation, or regulatory changes inside or outside of the U.S. For example, regulation limiting the ability of certain

financial institutions to invest in certain financial instruments would likely reduce the liquidity of those instruments. These situations may prevent the Fund from limiting losses, realizing gains or achieving a high correlation with the Index.

- **Portfolio Turnover Risk** — The Fund may incur high portfolio turnover to manage the Fund's investment exposure. Additionally, active trading of the Fund's shares may cause more frequent purchase and sales activities that could, in certain circumstances, increase the number of portfolio transactions. High levels of portfolio transactions increase brokerage and other transaction costs and may result in increased taxable capital gains. Each of these factors could have a negative impact on the performance of the Fund.
- **Tax Risk** — In order to qualify for the special tax treatment accorded a regulated investment company ("RIC") and its shareholders, the Fund must derive at least 90% of its gross income for each taxable year from "qualifying income," meet certain asset diversification tests at the end of each taxable quarter, and meet annual distribution requirements. The Fund's pursuit of its investment strategies will potentially be limited by the Fund's intention to qualify for such treatment and could adversely affect the Fund's ability to so qualify. The Fund can make certain investments, the treatment of which for these purposes is unclear. If, in any year, the Fund were to fail to qualify for the special tax treatment accorded a RIC and its shareholders, and were ineligible to or were not to cure such failure, the Fund would be taxed in the same manner as an ordinary corporation subject to U.S. federal income tax on all its income at the fund level. The resulting taxes could substantially reduce the Fund's net assets and the amount of income available for distribution. In addition, in order to requalify for taxation as a RIC, the Fund could be required to recognize unrealized gains, pay substantial taxes and interest, and make certain distributions. Please see the Statement of Additional Information for more information.
- **Valuation Risk** — In certain circumstances (e.g., if ProFund Advisors believes market quotations do not accurately reflect the fair value of an investment, or a trading halt closes an exchange or market early), ProFund Advisors may, in its sole discretion, choose to determine a fair value price as the basis for determining the market value of such investment for such day. The fair value of an investment determined by ProFund Advisors may be different from other value determinations of the same investment. Portfolio investments that are valued using techniques other than market quotations, including "fair valued" investments, may be subject to greater fluctuation in their value from one day to the next than would be the case if market quotations were used. In addition, there is no assurance that the Fund could sell a portfolio investment for

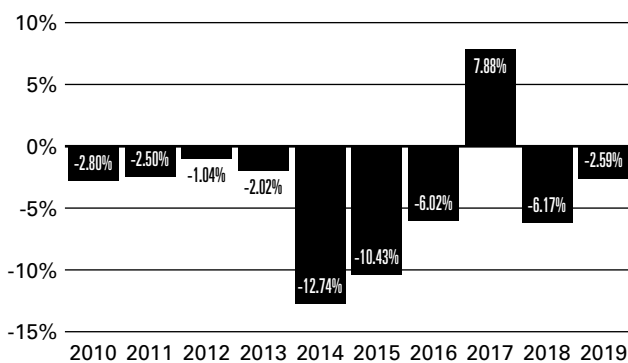
the value established for it at any time, and it is possible that the Fund would incur a loss because a portfolio investment is sold at a discount to its established value.

Please see “Investment Objectives, Principal Investment Strategies and Related Risks” in the Fund’s Prospectus for additional details.

Investment Results

The bar chart below shows how the Fund’s investment results for Investor Class shares have varied from year to year, and the table shows how the Fund’s average annual total returns for various periods compare with a broad measure of market performance. Performance for Service Class shares would differ to the extent their fees and expenses differ. This information provides some indication of the risks of investing in the Fund. In addition, the Fund’s performance information reflects applicable fee waivers and/or expense limitations, if any, in effect during the periods presented. Absent such fee waivers/expense limitations, if any, performance would have been lower. Past results (before and after taxes) are not predictive of future results. Updated information on the Fund’s results can be obtained by visiting the Fund’s website (www.profunds.com).

Annual Returns as of December 31



Best Quarter (ended 9/30/2010): **8.89%**

Worst Quarter (ended 3/31/2015): **-8.84%**

The year-to-date return as of the most recent quarter, which ended September 30, 2020, was 0.74%.

Average Annual Total Returns

As of December 31, 2019

	One Year	Five Years	Ten Years	Inception Date 2/17/2005
Investor Class Shares				
– Before Taxes	-2.59%	-3.66%	-3.99%	
– After Taxes on Distributions	-2.59%	-3.66%	-3.99%	
– After Taxes on Distributions and Sale of Shares	-1.54%	-2.74%	-2.90%	
Service Class Shares	-3.43%	-4.57%	-4.92%	2/17/2005
S&P 500^{®1}	31.49%	11.70%	13.56%	
ICE[®] U.S. Dollar Index^{®2}	0.36%	1.34%	2.16%	

1 Reflects no deduction for fees, expenses or taxes. Adjusted to reflect the reinvestment of dividends paid by issuers in the Index.

2 Reflects no deduction for fees, expenses or taxes.

Average annual total returns are shown on a before- and after-tax basis for Investor Class shares only. After-tax returns for Service Class shares will vary. After-tax returns are calculated using the historical highest individual federal marginal income tax rates and do not reflect the impact of state and local taxes. Actual after-tax returns depend on an investor’s tax situation and may differ from those shown. After-tax returns shown are not relevant to investors who hold the Fund’s shares through tax-deferred arrangements, such as a retirement account. After-tax returns may exceed the return before taxes due to a tax benefit from realizing a capital loss on a sale of shares.

Annual returns are required to be shown and should not be interpreted as suggesting that the Fund should or should not be held for longer periods of time.

Management

The Fund is advised by ProFund Advisors. Alexander Ilyasov, Senior Portfolio Manager, and Benjamin McAbee, Portfolio Manager, have jointly and primarily managed the Fund since April 2019 and August 2016, respectively.

Purchase and Sale of Fund Shares

The **minimum initial investment** amounts for all classes, which may be waived at the discretion of the Fund, are:

- \$5,000 for accounts that list a financial professional.
- \$15,000 for self-directed accounts.

You may purchase, redeem or exchange Fund shares on any day which the New York Stock Exchange is open for business. Depending on where your account is held, you may redeem your shares by contacting your financial professional or the Fund by mail, telephone, wire transfer or on-line (www.profunds.com).

Tax Information

The Fund’s distributions generally are taxable, and will be taxed as ordinary income, qualified dividend income or capital gains, unless you are investing through a tax-advantaged arrangement, such as a 401(k) plan or an individual retirement account. You may be taxed later upon withdrawal of monies from such tax-advantaged arrangements.

The Fund intends to distribute income, if any, and capital gains, if any, at least annually.

Payments to Broker-Dealers and Other Financial Intermediaries

If you purchase Fund shares through a financial intermediary, such as a broker-dealer or investment adviser, the Fund and its distributor may pay the intermediary for the sale of Fund shares and related services. These payments may create a conflict of interest by influencing the broker-dealer or other financial intermediary to recommend the Fund over another investment. Ask your financial intermediary or visit your financial intermediary’s website for more information.

Important Information About the Fund

Financials UltraSector ProFund (the “Fund”) seeks daily investment results, before fees and expenses, that correspond to one and one-half times (1.5x) the return of the Dow Jones U.S. FinancialsSM Index (the “Index”) **for a single day**, not for any other period. A “single day” is measured from the time the Fund calculates its net asset value (“NAV”) to the time of the Fund’s next NAV calculation. **The return of the Fund for periods longer than a single day will be the result of its return for each day compounded over the period. The Fund’s returns for periods longer than a single day will very likely differ in amount, and possibly even direction, from the Fund’s stated multiple (1.5x) times the return of the Index for the same period. For periods longer than a single day, the Fund will lose money if the Index’s performance is flat, and it is possible that the Fund will lose money even if the level of the Index rises.** Longer holding periods, higher Index volatility, and greater leveraged exposure each exacerbate the impact of compounding on an investor’s returns. During periods of higher Index volatility, the volatility of the Index may affect the Fund’s return as much as or more than the return of the Index.

The Fund presents different risks than other types of funds. The Fund uses leverage and is riskier than similarly benchmarked funds that do not use leverage. The Fund may not be suitable for all investors and should be used only by knowledgeable investors who understand the consequences of seeking daily leveraged (1.5x) investment results, including the impact of compounding on Fund performance. Investors in the Fund should actively manage and monitor their investments, as frequently as daily. An investor in the Fund could potentially lose the full principal value of their investment within a single day.

Investment Objective

The Fund seeks daily investment results, before fees and expenses, that correspond to one and one-half times (1.5x) the daily performance of the Index. **The Fund does not seek to achieve its stated investment objective over a period of time greater than a single day.**

Fees and Expenses of the Fund

The table below describes the fees and expenses that you may pay if you buy, hold, and sell shares of the Fund. You may pay other fees, such as brokerage commissions and other fees to financial intermediaries, which are not reflected in the tables and examples below.

Shareholder Fees

(fees paid directly from your investment)

Wire Fee \$10

Annual Fund Operating Expenses

(expenses that you pay each year as a percentage of the value of your investment)

	Investor Class	Service Class
Investment Advisory Fees	0.75%	0.75%
Distribution and Service (12b-1) Fees	0.00%	1.00%
Other Expenses	1.12%	1.12%

Total Annual Fund Operating Expenses Before Fee Waivers and Expense Reimbursements

	1.87%	2.87%
Fee Waivers/Reimbursements ¹	-0.09%	-0.09%

Total Annual Fund Operating Expenses After Fee Waivers and Expense Reimbursements

1.78%	2.78%
--------------	--------------

¹ ProFund Advisors LLC (“ProFund Advisors”) has contractually agreed to waive Investment Advisory and Management Services Fees and to reimburse Other Expenses to the extent Total Annual Fund Operating Expenses Before Fee Waivers and Expense Reimbursements, as a percentage of average daily net assets, exceed 1.78% for Investor Class shares and 2.78% for Service Class shares through November 30, 2021. After such date, the expense limitation may be terminated or revised by ProFund Advisors. Amounts waived or reimbursed in a particular contractual period may be recouped by ProFund Advisors within three years of the end of that contractual period, however, such recoupment will be limited to the lesser of any expense limitation in place at the time of recoupment or the expense limitation in place at the time of waiver or reimbursement.

Example: This example is intended to help you compare the cost of investing in the Fund with the cost of investing in other funds.

The example assumes that you invest \$10,000 in the Fund for the time periods indicated and then redeem all of your shares at the end of each period. The example also assumes that your investment has a 5% return each year and that the Fund’s operating expenses remain the same, except that the fee waiver/expense reimbursement is assumed only to pertain to the first year. Although your actual costs may be higher or lower, based on these assumptions your approximate costs would be:

	1Year	3Years	5Years	10Years
Investor Class	\$181	\$579	\$1,003	\$2,183
Service Class	\$281	\$880	\$1,506	\$3,189

The Fund pays transaction and financing costs associated with the purchase and sale of securities and derivatives. These costs are not reflected in the table or the example above.

Portfolio Turnover

The Fund pays transaction costs, such as commissions, when it buys and sells securities (or “turns over” its portfolio). A higher portfolio turnover rate may indicate higher transaction costs and may result in higher taxes when the Fund’s shares are held in a taxable account. These costs, which are not reflected in the Annual Fund Operating Expenses or in the example above, affect the Fund’s performance. During the most recent fiscal year, the Fund’s annual portfolio turnover rate was 271% of the average value of its entire portfolio. This portfolio turnover rate is calculated without regard to cash instruments or derivatives transactions. If such transactions were included, the Fund’s portfolio turnover rate would be significantly higher.

Principal Investment Strategies

The Fund invests in financial instruments that ProFund Advisors believes, in combination, should produce daily returns consistent with the Fund’s investment objective.

The Index is constructed and maintained by S&P Dow Jones Indices LLC. The Index seeks to measure the performance of certain companies in the financial services sector of the U.S. equity market. Component companies include: among others, regional banks; major U.S. domiciled international banks; full line, life, and property and casualty insurance companies; companies that invest, directly or indirectly, in real estate; diversified financial companies such as credit card issuers, check cashing companies, mortgage lenders and investment advisors; securities brokers and dealers including investment banks, merchant banks and online brokers; and publicly traded stock exchanges. The Index is published under the Bloomberg ticker symbol “DJUSFN.”

The Fund will invest principally in the financial instruments set forth below. The Fund expects that its cash balances maintained in connection with the use of financial instruments will typically be held in money market instruments.

- **Equity Securities** — The Fund invests in common stock issued by public companies.
- **Derivatives** — The Fund invests in derivatives, which are financial instruments whose value is derived from the value of an underlying asset or assets, such as stocks, bonds, funds (including exchange-traded funds (“ETFs”)), interest rates or indexes. The Fund invests in derivatives as a substitute for investing directly in securities in order to seek returns for a single day that are leveraged (1.5x) to the returns of the Index for that day. These derivatives principally include:
 - **Swap Agreements** — Contracts entered into primarily with major global financial institutions for a specified period ranging from a day to more than one year. In a standard “swap” transaction, two parties agree to exchange the return (or differentials in rates of return) earned or realized on particular predetermined investments or instruments. The gross return to be exchanged or “swapped” between the parties is

calculated with respect to a “notional amount,” e.g., the return on or change in value of a particular dollar amount invested in a “basket” of securities or an ETF representing a particular index.

- **Money Market Instruments** — The Fund invests in short-term cash instruments that have a remaining maturity of 397 days or less and exhibit high quality credit profiles, for example:
 - **U.S. Treasury Bills** — U.S. government securities that have initial maturities of one year or less, and are supported by the full faith and credit of the U.S. government.
 - **Repurchase Agreements** — Contracts in which a seller of securities, usually U.S. government securities or other money market instruments, agrees to buy the securities back at a specified time and price. Repurchase agreements are primarily used by the Fund as a short-term investment vehicle for cash positions.

ProFund Advisors uses a mathematical approach to investing. Using this approach, ProFund Advisors determines the type, quantity and mix of investment positions that it believes, in combination, the Fund should hold to produce daily returns consistent with the daily Fund’s investment objective. The Fund may invest in or gain exposure to only a representative sample of the securities in the Index or to securities not contained in the Index or in financial instruments, with the intent of obtaining exposure with aggregate characteristics similar to those of a multiple of the single day returns of the Index. In managing the assets of the Fund, ProFund Advisors does not invest the assets of the Fund in securities or financial instruments based on ProFund Advisors’ view of the investment merit of a particular security, instrument, or company, nor does it conduct conventional investment research or analysis or forecast market movement or trends. The Fund seeks to remain fully invested at all times in securities and/or financial instruments that, in combination, provide leveraged exposure to the single day returns of the Index, consistent with its investment objective, without regard to market conditions, trends or direction. The Fund seeks investment results for a single day only, measured as the time the Fund calculates its NAV to the next time the Fund calculates its NAV, and not for any other period.

The Fund seeks to engage in daily rebalancing to position its portfolio so that its exposure to the Index is consistent with the Fund’s daily investment objective. The time and manner in which the Fund rebalances its portfolio may vary from day to day at the discretion of ProFund Advisors, depending on market conditions and other circumstances. The Index’s movements during the day will affect whether the Fund’s portfolio needs to be rebalanced. For example, if the Index has risen on a given day, net assets of the Fund should rise (assuming there were no share redemptions). As a result, the Fund’s exposure will need to be increased. Conversely, if the Index has fallen on a given day, net

assets of the Fund should fall (assuming there were no shares issued). As a result, the Fund's exposure will need to be decreased.

Daily rebalancing and the compounding of each day's return over time means that the return of the Fund for a period longer than a single day will be the result of each day's returns compounded over the period, which will very likely differ in amount, and possibly even direction, from one and one-half times (1.5x) the return of the Index for the same period. The Fund will lose money if the Index's performance is flat over time, and the Fund can lose money regardless of the performance of the Index, as a result of daily rebalancing, the Index's volatility, compounding of each day's return and other factors. See "Principal Risks" below.

The Fund will concentrate or focus its investments in a particular industry or group of industries to approximately the same extent the Index is so concentrated or focused. As of July 31, 2020, the Index was concentrated in the diversified financials industry group and was focused in the banks and real estate industry groups.

Please see "Investment Objectives, Principal Investment Strategies and Related Risks" in the Fund's Prospectus for additional details.

Principal Risks

You may lose the full principal value of your investment within a single day.

The principal risks described below are intended to provide information about the factors likely to have a significant adverse impact on the Fund's returns and consequently the value of an investment in the Fund. The risks are presented in an order intended to facilitate readability and their order does not imply that the realization of one risk is more likely to occur than another risk or likely to have a greater adverse impact than another risk.

- **Risks Associated with the Use of Derivatives** — Investing in derivatives may be considered aggressive and may expose the Fund to greater risks and may result in larger losses or smaller gains than investing directly in the reference asset(s) underlying those derivatives. These risks include counterparty risk, liquidity risk and increased correlation risk. When the Fund uses derivatives, there may be imperfect correlation between the value of the reference asset(s) underlying the derivative (e.g., the Index) and the derivative, which may prevent the Fund from achieving its investment objective. Because derivatives often require only a limited initial investment, the use of derivatives also may expose the Fund to losses in excess of those amounts initially invested. The Fund may use a combination of swaps on the Index and swaps on an ETF that is designed to track the performance of the Index. The performance of an ETF may not track the performance of the Index due to embedded costs and other factors. Thus, to the extent the Fund invests in swaps that use an ETF as the reference asset, the Fund may be subject to greater correlation risk and may not achieve as high a degree of correlation with
- the Index as it would if the Fund only used swaps on the Index. Moreover, with respect to the use of swap agreements, if the Index has a dramatic intraday move that causes a material decline in the Fund's net assets, the terms of a swap agreement between the Fund and its counterparty may permit the counterparty to immediately close out the transaction with the Fund. In that event, the Fund may be unable to enter into another swap agreement or invest in other derivatives to achieve the desired exposure consistent with the Fund's investment objective. This, in turn, may prevent the Fund from achieving its investment objective, even if the Index reverses all or a portion of its intraday move by the end of the day. As a result, the value of an investment in the Fund may change quickly and without warning. Any costs associated with using derivatives will also have the effect of lowering the Fund's return.
- **Leverage Risk** — The Fund obtains investment exposure in excess of its assets in seeking to achieve its investment objective — a form of leverage — and will lose more money in market environments adverse to its daily objective than a similar fund that does not employ such leverage. The use of such leverage increases the risk of a total loss of an investor's investment. For example, because the Fund includes a multiplier of one and one-half times (1.5x) the Index, a single day movement in the Index approaching 67% at any point in the day could result in the total loss of an investor's investment if that movement is contrary to the investment objective of the Fund, even if the Index subsequently moves in an opposite direction, eliminating all or a portion of the earlier movement. This would be the case with any such single day movements in the Index, even if the Index maintains a level greater than zero at all times. In addition, the use of leverage may increase the volatility of the Fund and magnify any differences between the performance of the Fund and the Index.
- **Compounding Risk** — The Fund has a single day investment objective, and the Fund's performance for any other period is the result of its return for each day compounded over the period. The performance of the Fund for periods longer than a single day will very likely differ in amount, and possibly even direction, from one and one-half times (1.5x) the daily return of the Index for the same period, before accounting for fees and expenses. Compounding affects all investments, but has a more significant impact on a leveraged fund. This effect becomes more pronounced as Index volatility and holding periods increase. Fund performance for a period longer than a single day can be estimated given any set of assumptions for the following factors: (a) Index volatility; (b) Index performance; (c) period of time; (d) financing rates associated with leveraged exposure; (e) other Fund expenses; and (f) dividends or interest paid with respect to securities in the Index. The chart below illustrates the impact of two principal factors — Index volatility and Index performance — on Fund performance. The chart shows estimated Fund returns for a number of combinations of Index volatility and

Index performance over a one-year period. Actual volatility, Index and Fund performance may differ significantly from the chart below. Performance shown in the chart assumes: (a) no dividends paid with respect to securities included in the Index; (b) no Fund expenses; and (c) borrowing/lending rates (to obtain leveraged exposure) of zero percent. If Fund expenses and/or actual borrowing/lending rates were reflected, the Fund's performance would be different than shown.

Areas shaded darker represent those scenarios where the Fund can be expected to return less than one and one-half times (1.5x) the performance of the Index.

Estimated Fund Returns						
Index Performance		One Year Volatility Rate				
One Year Index	One and One-Half Times (1.5x) the One Year Index					
		10%	25%	50%	75%	100%
-60%	-90.0%	-74.8%	-75.3%	-77.0%	-79.5%	-82.6%
-50%	-75.0%	-64.8%	-65.5%	-67.8%	-71.4%	-75.7%
-40%	-60.0%	-53.7%	-54.6%	-57.7%	-62.4%	-68.1%
-30%	-45.0%	-41.7%	-42.8%	-46.7%	-52.6%	-59.7%
-20%	-30.0%	-28.7%	-30.1%	-34.8%	-42.1%	-50.8%
-10%	-15.0%	-14.9%	-16.6%	-22.3%	-30.9%	-41.3%
0%	0.0%	-0.4%	-2.3%	-8.9%	-19.0%	-31.3%
10%	15.0%	14.9%	12.7%	5.0%	-6.6%	-20.7%
20%	30.0%	31.0%	28.4%	19.7%	6.5%	-9.7%
30%	45.0%	47.7%	44.8%	35.0%	20.0%	1.9%
40%	60.0%	65.0%	61.8%	50.8%	34.1%	13.8%
50%	75.0%	83.0%	79.5%	67.3%	48.8%	26.3%
60%	90.0%	101.6%	97.9%	84.3%	63.9%	39.1%

The foregoing table is intended to isolate the effect of Index volatility and Index performance on the return of the Fund and is not a representation of actual returns. For example, the Fund may incorrectly be expected to achieve a -30% return on a yearly basis if the Index return were -20%, absent the effects of compounding. As the table shows, with Index volatility of 50%, the Fund could be expected to return -34.8% under such a scenario. The Fund's actual returns may be significantly better or worse than the returns shown above as a result of any of the factors discussed above or in "Principal Risks — Correlation Risk" below.

The Index's annualized historical volatility rate for the five-year period ended July 31, 2020 was 23.41%. The Index's highest May to May volatility rate during the five-year period was 42.41% (July 31, 2020). The Index's annualized total return performance for the five-year period ended July 31, 2020 was 6.51%. Historical Index volatility and performance are not indications of what the Index volatility and performance will be in the future. The volatility of U.S. exchange-traded securities or instruments that reflect the value of the Index may differ from the volatility of the Index.

For additional graphs and charts demonstrating the effects of Index volatility and Index performance on the long-term performance of the Fund, see "Understanding the Risks and Long-Term Performance of Daily Objective Funds — The Impact of Compounding" in the Fund's Prospectus and "Special Note Regarding the Correlation Risks of Geared Funds" in the Fund's Statement of Additional Information.

- **Correlation Risk** — A number of factors may affect the Fund's ability to achieve a high degree of leveraged correlation with the Index, and there is no guarantee that the Fund will achieve a high degree of leveraged correlation. Failure to achieve a high degree of leveraged correlation may prevent the Fund from achieving its investment objective, and the percentage change of the Fund's NAV each day may differ, perhaps significantly in amount, and possibly even direction, from one and one-half times (1.5x) the percentage change of the Index on such day.

In order to achieve a high degree of leveraged correlation with the Index, the Fund seeks to rebalance its portfolio daily to keep exposure consistent with its investment objective. Being materially under- or overexposed to the Index may prevent the Fund from achieving a high degree of leveraged correlation with the Index and may expose the Fund to greater leverage risk. Market disruptions or closure, regulatory restrictions, market volatility, illiquidity in the markets for the financial instruments in which the Fund invests, and other factors will adversely affect the Fund's ability to adjust exposure to requisite levels. The target amount of portfolio exposure is impacted dynamically by the Index's movements, including intraday movements. Because of this, it is unlikely that the Fund will have perfect leveraged (1.5x) exposure during the day or at the end of each day and the likelihood of being materially under- or overexposed is higher on days when the Index is volatile, particularly when the Index is volatile at or near the close of the trading day.

A number of other factors may also adversely affect the Fund's leveraged correlation with the Index, including fees, expenses, transaction costs, financing costs associated with the use of derivatives, income items, valuation methodology, accounting standards and disruptions or illiquidity in the markets for the securities or financial instruments in which the Fund invests. The Fund may not have investment exposure to all of the securities in the Index, or its weighting of investment exposure to securities may be different from that of the Index. In addition, the Fund may invest in securities not included in the Index. The Fund may take or refrain from taking positions in order to improve tax efficiency, comply with regulatory restrictions, or for other reasons, each of which may negatively affect the Fund's correlation with the Index. The Fund may also be subject to large movements of assets into and out of the Fund, potentially resulting in the Fund being under- or overexposed to the Index and may be impacted by Index reconstitutions and Index rebalancing events.

Additionally, the Fund's underlying investments and/or reference assets may trade on markets that may not be open on the same day as the Fund, which may cause a difference between the changes in the daily performance of the Fund and changes in the level of the Index. Any of these factors could decrease correlation between the performance of the Fund and the Index and may hinder the Fund's ability to meet its daily investment objective on or around that day.

- **Rebalancing Risk** — If for any reason the Fund is unable to rebalance all or a portion of its portfolio, or if all or a portion of the portfolio is rebalanced incorrectly, the Fund's investment exposure may not be consistent with the Fund's investment objective. In these instances, the Fund may have investment exposure to the Index that is significantly greater or less than its stated multiple. As a result, the Fund may be more exposed to leverage risk than if it had been properly rebalanced and may not achieve its investment objective.
- **Counterparty Risk** — Investing in derivatives and repurchase agreements involves entering into contracts with third parties (i.e., counterparties). The use of derivatives involves risks that are different from those associated with ordinary portfolio securities transactions. The Fund will be subject to credit risk (i.e., the risk that a counterparty is or is perceived to be unwilling or unable to make timely payments or otherwise meet its contractual obligations) with respect to the amount it expects to receive from counterparties to derivatives and repurchase agreements entered into by the Fund. If a counterparty becomes bankrupt or fails to perform its obligations, or if any collateral posted by the counterparty for the benefit of the Fund is insufficient or there are delays in the Fund's ability to access such collateral, the value of an investment in the Fund may decline.
- **Financials Industry Risk** — The risks of investments in the industry include: extensive governmental regulation and/or nationalization that affects the scope of their activities, the prices they can charge and the amount of capital they must maintain; adverse effects from increases in interest rates; effects on profitability by loan losses, which usually increase in economic downturns; the severe competition to which banks, insurance, and financial services companies may be subject; and increased inter-sector consolidation and competition in the financials industry. The impact of more stringent capital requirements, recent or future regulation on any individual financial company or recent or future regulation on the financials industry as a whole cannot be predicted.
- **Equity and Market Risk** — Equity markets are volatile, and the value of securities, swaps, futures and other instruments correlated with equity markets may fluctuate dramatically from day to day. Equity markets are subject to corporate, political, regulatory, market and economic developments, as well as developments that impact specific economic sectors, industries or segments of the market. Further, stocks in the Index may underperform other equity investments. Volatility

in the markets and/or market developments may cause the value of an investment in the Fund to decrease over short or long periods of time.

- **Concentration and Focused Investing** — The Index may concentrate (i.e., composed of securities that represent 25 percent or more of the value of the Index) or focus (i.e., composed of securities that represent a substantial portion of its value, but less than 25 percent) in an industry or group of industries. The Fund will allocate its investments to approximately the same extent as the Index. As a result, the Fund may be subject to greater market fluctuations than a fund that is more broadly invested across industries. Financial, economic, business, regulatory conditions, and other developments affecting issuers in a particular industry or group of industries will have a greater effect on the Fund, and if securities of the particular industry or group of industries as a group fall out of favor, the Fund could underperform, or its net asset value may be more volatile than, funds that have greater industry diversification.
- **Exposure to Large-Cap Company Investment Risk** — Although returns on investments in large-cap companies are often perceived as being less volatile than the returns of companies with smaller market capitalizations, the return on large-cap securities could trail the returns on investments in smaller and mid-sized companies for a number of reasons. For example, large-cap companies may be unable to respond quickly to new competitive challenges, such as changes in technology, and also may not be able to attain the high growth rate of successful smaller companies.
- **Natural Disaster/Epidemic Risk** — Natural or environmental disasters, such as earthquakes, fires, floods, hurricanes, tsunamis and other severe weather-related phenomena generally, and widespread disease, including pandemics and epidemics (for example, the novel coronavirus COVID-19), have been and can be highly disruptive to economies and markets and have recently led, and may continue to lead, to increased market volatility and significant market losses. Such natural disaster and health crises could exacerbate political, social, and economic risks, and result in significant breakdowns, delays, shutdowns, social isolation, and other disruptions to important global, local and regional supply chains affected, with potential corresponding results on the operating performance of the Fund and its investments. A climate of uncertainty and panic, including the contagion of infectious viruses or diseases, may adversely affect global, regional, and local economies and reduce the availability of potential investment opportunities, and increases the difficulty of performing due diligence and modeling market conditions, potentially reducing the accuracy of financial projections. Under these circumstances, the Fund may have difficulty achieving its investment objectives which may adversely impact Fund performance. Further, such events can be highly disruptive to economies and markets, significantly disrupt the operations of individual

companies (including, but not limited to, the Fund's investment advisor, third party service providers, and counterparties), sectors, industries, markets, securities and commodity exchanges, currencies, interest and inflation rates, credit ratings, investor sentiment, and other factors affecting the value of the Fund's investments. These factors can cause substantial market volatility, exchange trading suspensions and closures, changes in the availability of and the margin requirements for certain instruments, and can impact the ability of the Fund to complete redemptions and otherwise affect Fund performance and Fund trading in the secondary market. A widespread crisis would also affect the global economy in ways that cannot necessarily be foreseen. How long such events will last and whether they will continue or recur cannot be predicted. Impacts from these could have a significant impact on the Fund's performance, resulting in losses to your investment.

• **Risk that Current Assumptions and Expectations Could Become Outdated As a Result of Global Economic Shock** —

The onset of the novel coronavirus (COVID-19) has caused significant shocks to global financial markets and economies, with many governments taking extreme actions to slow and contain the spread of COVID-19. These actions have had, and likely will continue to have, a severe economic impact on global economies as economic activity in some instances has essentially ceased. Financial markets across the globe are experiencing severe distress at least equal to what was experienced during the global financial crisis in 2008. In March 2020, U.S. equity markets entered a bear market in the fastest such move in the history of U.S. financial markets. During much of 2020, the unemployment rate in the U.S. has been extremely high by historical standards. It is not possible to predict when unemployment and market conditions will return to more normal levels. The global economic shocks being experienced as of the date hereof may cause the underlying assumptions and expectations of the Fund to become outdated quickly or inaccurate, resulting in significant losses.

• **Non-Diversification Risk** — The Fund is classified as “non-diversified” under the Investment Company Act of 1940, as amended (“1940 Act”). This means it has the ability to invest a relatively high percentage of its assets in the securities of a small number of issuers or in financial instruments with a single counterparty or a few counterparties. This may increase the Fund's volatility and increase the risk that the Fund's performance will decline based on the performance of a single issuer or the credit of a single counterparty.

• **Index Performance Risk** — The Index maintained by a third party provider unaffiliated with the Fund or ProFund Advisors. There can be no guarantee or assurance that the methodology used by the third party provider to create the Index will result in the Fund achieving positive returns. Further, there can be no guarantee that the methodology

underlying the Index or the daily calculation of the Index will be free from error. It is also possible that the value of the Index may be subject to intentional manipulation by third-party market participants. The Index used by the Fund may underperform other asset classes and may underperform other similar indices. Each of these factors could have a negative impact on the performance of the Fund.

• **Active Investor Risk** — The Fund permits short-term trading of its securities. A significant portion of assets invested in the Fund may come from professional money managers and investors who use the Fund as part of active trading or tactical asset allocation strategies. These strategies often call for frequent trading to take advantage of anticipated changes in market conditions, which could increase portfolio turnover and may result in additional costs for the Fund. In addition, large movements of assets into and out of the Fund may have a negative impact on the Fund's ability to achieve its investment objective or maintain a consistent level of operating expenses. In certain circumstances, the Fund's expense ratio may vary from current estimates or the historical ratio disclosed in this Prospectus.

• **Early Close/Late Close/Trading Halt Risk** — An exchange or market may close early, close late or issue trading halts on specific securities or financial instruments. As a result, the ability to trade certain securities or financial instruments may be restricted, which may result in the Fund being unable to trade those and other related financial instruments at all. In these circumstances, the Fund may be unable to rebalance its portfolio, may be unable to accurately price its investments and/or may incur substantial trading losses.

• **Liquidity Risk** — In certain circumstances, such as the disruption of the orderly markets for the financial instruments in which the Fund invests, the Fund might not be able to acquire or dispose of certain holdings quickly or at prices that represent true market value in the judgment of ProFund Advisors. Markets for the financial instruments in which the Fund invests may be disrupted by a number of events, including but not limited to economic crises, political crises, health crises, natural disasters, excessive volatility, new legislation, or regulatory changes inside or outside of the U.S. For example, regulation limiting the ability of certain financial institutions to invest in certain financial instruments would likely reduce the liquidity of those instruments. These situations may prevent the Fund from limiting losses, realizing gains or achieving a high leveraged correlation with the Index.

• **Portfolio Turnover Risk** — The Fund may incur high portfolio turnover to manage the Fund's investment exposure. Additionally, active trading of the Fund's shares may cause more frequent purchase and sales activities that could, in certain circumstances, increase the number of portfolio transactions. High levels of portfolio transactions increase brokerage and other transaction costs and may result in

increased taxable capital gains. Each of these factors could have a negative impact on the performance of the Fund.

- **Tax Risk** — In order to qualify for the special tax treatment accorded a regulated investment company (“RIC”) and its shareholders, the Fund must derive at least 90% of its gross income for each taxable year from “qualifying income,” meet certain asset diversification tests at the end of each taxable quarter, and meet annual distribution requirements. The Fund’s pursuit of its investment strategies will potentially be limited by the Fund’s intention to qualify for such treatment and could adversely affect the Fund’s ability to so qualify. The Fund can make certain investments, the treatment of which for these purposes is unclear. If, in any year, the Fund were to fail to qualify for the special tax treatment accorded a RIC and its shareholders, and were ineligible to or were not to cure such failure, the Fund would be taxed in the same manner as an ordinary corporation subject to U.S. federal income tax on all its income at the fund level. The resulting taxes could substantially reduce the Fund’s net assets and the amount of income available for distribution. In addition, in order to requalify for taxation as a RIC, the Fund could be required to recognize unrealized gains, pay substantial taxes and interest, and make certain distributions. Please see the Statement of Additional Information for more information.

- **Valuation Risk** — In certain circumstances (e.g., if ProFund Advisors believes market quotations do not accurately reflect the fair value of an investment, or a trading halt closes an exchange or market early), ProFund Advisors may, in its sole discretion, choose to determine a fair value price as the basis for determining the market value of such investment for such day. The fair value of an investment determined by ProFund Advisors may be different from other value determinations of the same investment. Portfolio investments that are valued using techniques other than market quotations, including “fair valued” investments, may be subject to greater fluctuation in their value from one day to the next than would be the case if market quotations were used. In addition, there is no assurance that the Fund could sell a portfolio investment for the value established for it at any time, and it is possible that the Fund would incur a loss because a portfolio investment is sold at a discount to its established value.

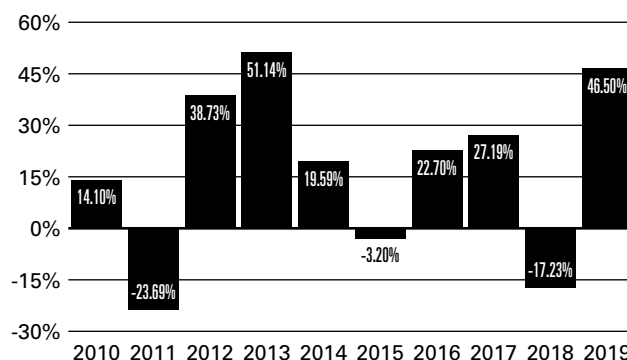
Please see “Investment Objectives, Principal Investment Strategies and Related Risks” in the Fund’s Prospectus for additional details.

Investment Results

The bar chart below shows how the Fund’s investment results for Investor Class shares have varied from year to year, and the table shows how the Fund’s average annual total returns for various periods compare with different broad measures of market performance. Performance for Service Class shares would differ to the extent their fees and expenses differ. This information provides some indication of the risks of investing in the Fund. In

addition, the Fund’s performance information reflects applicable fee waivers and/or expense limitations, if any, in effect during the periods presented. Absent such fee waivers/expense limitations, if any, performance would have been lower. Past results (before and after taxes) are not predictive of future results. Updated information on the Fund’s results can be obtained by visiting the Fund’s website (www.profund.com).

Annual Returns as of December 31



Best Quarter (ended 3/31/2012): **30.22%**

Worst Quarter (ended 9/30/2011): **-32.02%**

The year-to-date return as of the most recent quarter, which ended September 30, 2020, was -29.06%.

Average Annual Total Returns

As of December 31, 2019

	One Year	Five Years	Ten Years	Inception Date
Investor Class Shares				6/19/2000
– Before Taxes	46.50%	12.87%	14.87%	
– After Taxes on Distributions	45.92%	12.78%	14.82%	
– After Taxes on Distributions and Sale of Shares	27.95%	10.32%	12.63%	
Service Class Shares	44.99%	11.77%	13.72%	6/19/2000
S&P 500®¹	31.49%	11.70%	13.56%	
Dow Jones U.S. FinancialsSM Index¹	32.56%	11.21%	12.54%	

¹ Reflects no deduction for fees, expenses or taxes. Adjusted to reflect the reinvestment of dividends paid by issuers in the Index.

Average annual total returns are shown on a before- and after-tax basis for Investor Class shares only. After-tax returns for Service Class shares will vary. After-tax returns are calculated using the historical highest individual federal marginal income tax rates and do not reflect the impact of state and local taxes. Actual after-tax returns depend on an investor’s tax situation and may differ from those shown. After-tax returns shown are not relevant to investors who hold the Fund’s shares through tax-deferred arrangements, such as a retirement account. After-tax returns may exceed the return before taxes due to a tax benefit from realizing a capital loss on a sale of shares.

Annual returns are required to be shown and should not be interpreted as suggesting that the Fund should or should not be held for longer periods of time.

Management

The Fund is advised by ProFund Advisors. Michael Neches, Senior Portfolio Manager, and Tarak Davé, Portfolio Manager, have jointly and primarily managed the Fund since October 2013 and April 2018, respectively.

Purchase and Sale of Fund Shares

The **minimum initial investment** amounts for all classes, which may be waived at the discretion of the Fund, are:

- \$5,000 for accounts that list a financial professional.
- \$15,000 for self-directed accounts.

You may purchase, redeem or exchange Fund shares on any day which the New York Stock Exchange is open for business. Depending on where your account is held, you may redeem your shares by contacting your financial professional or the Fund by mail, telephone, wire transfer or on-line (www.profund.com).

Tax Information

The Fund's distributions generally are taxable, and will be taxed as ordinary income, qualified dividend income or capital gains, unless you are investing through a tax-advantaged arrangement, such as a 401(k) plan or an individual retirement account. You may be taxed later upon withdrawal of monies from such tax-advantaged arrangements.

The Fund intends to distribute income, if any, and capital gains, if any, at least annually.

Payments to Broker-Dealers and Other Financial Intermediaries

If you purchase Fund shares through a financial intermediary, such as a broker-dealer or investment adviser, the Fund and its distributor may pay the intermediary for the sale of Fund shares and related services. These payments may create a conflict of interest by influencing the broker-dealer or other financial intermediary to recommend the Fund over another investment. Ask your financial intermediary or visit your financial intermediary's website for more information.

Important Information About the Fund

Health Care UltraSector ProFund (the “Fund”) seeks daily investment results, before fees and expenses, that correspond to one and one-half times (1.5x) the return of the Dow Jones U.S. Health CareSM Index (the “Index”) **for a single day**, not for any other period. A “single day” is measured from the time the Fund calculates its net asset value (“NAV”) to the time of the Fund’s next NAV calculation. **The return of the Fund for periods longer than a single day will be the result of its return for each day compounded over the period. The Fund’s returns for periods longer than a single day will very likely differ in amount, and possibly even direction, from the Fund’s stated multiple (1.5x) times the return of the Index for the same period. For periods longer than a single day, the Fund will lose money if the Index’s performance is flat, and it is possible that the Fund will lose money even if the level of the Index rises.** Longer holding periods, higher Index volatility, and greater leveraged exposure each exacerbate the impact of compounding on an investor’s returns. During periods of higher Index volatility, the volatility of the Index may affect the Fund’s return as much as or more than the return of the Index.

The Fund presents different risks than other types of funds. The Fund uses leverage and is riskier than similarly benchmarked funds that do not use leverage. The Fund may not be suitable for all investors and should be used only by knowledgeable investors who understand the consequences of seeking daily leveraged (1.5x) investment results, including the impact of compounding on Fund performance. Investors in the Fund should actively manage and monitor their investments, as frequently as daily. An investor in the Fund could potentially lose the full principal value of their investment within a single day.

Investment Objective

The Fund seeks daily investment results, before fees and expenses, that correspond to one and one-half times (1.5x) the daily performance of the Index. **The Fund does not seek to achieve its stated investment objective over a period of time greater than a single day.**

Fees and Expenses of the Fund

The table below describes the fees and expenses that you may pay if you buy, hold, and sell shares of the Fund. You may pay other fees, such as brokerage commissions and other fees to financial intermediaries, which are not reflected in the tables and examples below.

Shareholder Fees

(fees paid directly from your investment)

Wire Fee \$10

Annual Fund Operating Expenses

(expenses that you pay each year as a percentage of the value of your investment)

	Investor Class	Service Class
Investment Advisory Fees	0.75%	0.75%
Distribution and Service (12b-1) Fees	0.00%	1.00%
Other Expenses	1.03%	1.03%
Total Annual Fund Operating Expenses¹	1.78%	2.78%

¹ ProFund Advisors LLC (“ProFund Advisors”) has contractually agreed to waive Investment Advisory and Management Services Fees and to reimburse Other Expenses to the extent Total Annual Fund Operating Expenses Before Fee Waivers and Expense Reimbursements, as a percentage of average daily net assets, exceed 1.95% for Investor Class shares and 2.95% for Service Class shares through November 30, 2021. After such date, the expense limitation may be terminated or revised by ProFund Advisors. Amounts waived or reimbursed in a particular contractual period may be recouped by ProFund Advisors within three years of the end of that contractual period, however, such recoupment will be limited to the lesser of any expense limitation in place at the time of recoupment or the expense limitation in place at the time of waiver or reimbursement.

Example: This example is intended to help you compare the cost of investing in the Fund with the cost of investing in other funds.

The example assumes that you invest \$10,000 in the Fund for the time periods indicated and then redeem all of your shares at the end of each period. The example also assumes that your investment has a 5% return each year and that the Fund’s operating expenses remain the same. Although your actual costs may be higher or lower, based on these assumptions your approximate costs would be:

	1Year	3Years	5Years	10Years
Investor Class	\$181	\$560	\$964	\$2,095
Service Class	\$281	\$862	\$1,469	\$3,109

The Fund pays transaction and financing costs associated with the purchase and sale of securities and derivatives. These costs are not reflected in the table or the example above.

Portfolio Turnover

The Fund pays transaction costs, such as commissions, when it buys and sells securities (or “turns over” its portfolio). A higher portfolio turnover rate may indicate higher transaction costs and may result in higher taxes when the Fund’s shares are held in a taxable account. These costs, which are not reflected in the Annual Fund Operating Expenses or in the example above, affect the Fund’s performance. During the most recent fiscal year, the

Fund's annual portfolio turnover rate was 201% of the average value of its entire portfolio. This portfolio turnover rate is calculated without regard to cash instruments or derivatives transactions. If such transactions were included, the Fund's portfolio turnover rate would be significantly higher.

Principal Investment Strategies

The Fund invests in financial instruments that ProFund Advisors believes, in combination, should produce daily returns consistent with the Fund's investment objective.

The Index is constructed and maintained by S&P Dow Jones Indices LLC. The Index seeks to measure the performance of certain companies in the healthcare industry of the U.S. equity market. Component companies include, among others, health care providers, biotechnology companies, medical supplies, advanced medical devices and pharmaceuticals. The Index is published under the Bloomberg ticker symbol "DJUSHC."

The Fund will invest principally in the financial instruments set forth below. The Fund expects that its cash balances maintained in connection with the use of financial instruments will typically be held in money market instruments.

- **Equity Securities** — The Fund invests in common stock issued by public companies.
- **Derivatives** — The Fund invests in derivatives, which are financial instruments whose value is derived from the value of an underlying asset or assets, such as stocks, bonds, funds (including exchange-traded funds ("ETFs")), interest rates or indexes. The Fund invests in derivatives as a substitute for investing directly in securities in order to seek returns for a single day that are leveraged (1.5x) to the returns of the Index for that day. These derivatives principally include:
 - **Swap Agreements** — Contracts entered into primarily with major global financial institutions for a specified period ranging from a day to more than one year. In a standard "swap" transaction, two parties agree to exchange the return (or differentials in rates of return) earned or realized on particular predetermined investments or instruments. The gross return to be exchanged or "swapped" between the parties is calculated with respect to a "notional amount," e.g., the return on or change in value of a particular dollar amount invested in a "basket" of securities or an ETF representing a particular index.
- **Money Market Instruments** — The Fund invests in short-term cash instruments that have a remaining maturity of 397 days or less and exhibit high quality credit profiles, for example:
 - **U.S. Treasury Bills** — U.S. government securities that have initial maturities of one year or less, and are supported by the full faith and credit of the U.S. government.

- **Repurchase Agreements** — Contracts in which a seller of securities, usually U.S. government securities or other money market instruments, agrees to buy the securities back at a specified time and price. Repurchase agreements are primarily used by the Fund as a short-term investment vehicle for cash positions.

ProFund Advisors uses a mathematical approach to investing. Using this approach, ProFund Advisors determines the type, quantity and mix of investment positions that it believes, in combination, the Fund should hold to produce daily returns consistent with the daily Fund's investment objective. The Fund may invest in or gain exposure to only a representative sample of the securities in the Index or to securities not contained in the Index or in financial instruments, with the intent of obtaining exposure with aggregate characteristics similar to those of a multiple of the single day returns of the Index. In managing the assets of the Fund, ProFund Advisors does not invest the assets of the Fund in securities or financial instruments based on ProFund Advisors' view of the investment merit of a particular security, instrument, or company, nor does it conduct conventional investment research or analysis or forecast market movement or trends. The Fund seeks to remain fully invested at all times in securities and/or financial instruments that, in combination, provide leveraged exposure to the single day returns of the Index, consistent with its investment objective, without regard to market conditions, trends or direction. The Fund seeks investment results for a single day only, measured as the time the Fund calculates its NAV to the next time the Fund calculates its NAV, and not for any other period.

The Fund seeks to engage in daily rebalancing to position its portfolio so that its exposure to the Index is consistent with the Fund's daily investment objective. The time and manner in which the Fund rebalances its portfolio may vary from day to day at the discretion of ProFund Advisors, depending on market conditions and other circumstances. The Index's movements during the day will affect whether the Fund's portfolio needs to be rebalanced. For example, if the Index has risen on a given day, net assets of the Fund should rise (assuming there were no share redemptions). As a result, the Fund's exposure will need to be increased. Conversely, if the Index has fallen on a given day, net assets of the Fund should fall (assuming there were no shares issued). As a result, the Fund's exposure will need to be decreased.

Daily rebalancing and the compounding of each day's return over time means that the return of the Fund for a period longer than a single day will be the result of each day's returns compounded over the period, which will very likely differ in amount, and possibly even direction, from one and one-half times (1.5x) the return of the Index for the same period. The Fund will lose money if the Index's performance is flat over time, and the Fund can lose money regardless of the performance of the Index, as a result of daily

rebalancing, the Index's volatility, compounding of each day's return and other factors. See "Principal Risks" below.

The Fund will concentrate or focus its investments in a particular industry or group of industries to approximately the same extent the Index is so concentrated or focused. As of July 31, 2020, the Index was concentrated in the health care equipment & services and pharmaceuticals, biotechnology & life sciences industry groups.

Please see "Investment Objectives, Principal Investment Strategies and Related Risks" in the Fund's Prospectus for additional details.

Principal Risks

You may lose the full principal value of your investment within a single day.

The principal risks described below are intended to provide information about the factors likely to have a significant adverse impact on the Fund's returns and consequently the value of an investment in the Fund. The risks are presented in an order intended to facilitate readability and their order does not imply that the realization of one risk is more likely to occur than another risk or likely to have a greater adverse impact than another risk.

- Risks Associated with the Use of Derivatives** — Investing in derivatives may be considered aggressive and may expose the Fund to greater risks and may result in larger losses or smaller gains than investing directly in the reference asset(s) underlying those derivatives. These risks include counterparty risk, liquidity risk and increased correlation risk. When the Fund uses derivatives, there may be imperfect correlation between the value of the reference asset(s) underlying the derivative (e.g., the Index) and the derivative, which may prevent the Fund from achieving its investment objective. Because derivatives often require only a limited initial investment, the use of derivatives also may expose the Fund to losses in excess of those amounts initially invested. The Fund may use a combination of swaps on the Index and swaps on an ETF that is designed to track the performance of the Index. The performance of an ETF may not track the performance of the Index due to embedded costs and other factors. Thus, to the extent the Fund invests in swaps that use an ETF as the reference asset, the Fund may be subject to greater correlation risk and may not achieve as high a degree of correlation with the Index as it would if the Fund only used swaps on the Index. Moreover, with respect to the use of swap agreements, if the Index has a dramatic intraday move that causes a material decline in the Fund's net assets, the terms of a swap agreement between the Fund and its counterparty may permit the counterparty to immediately close out the transaction with the Fund. In that event, the Fund may be unable to enter into another swap agreement or invest in other derivatives to achieve the desired exposure consistent with the Fund's investment objective. This, in turn, may prevent the Fund from

achieving its investment objective, even if the Index reverses all or a portion of its intraday move by the end of the day. As a result, the value of an investment in the Fund may change quickly and without warning. Any costs associated with using derivatives will also have the effect of lowering the Fund's return.

- Leverage Risk** — The Fund obtains investment exposure in excess of its assets in seeking to achieve its investment objective — a form of leverage — and will lose more money in market environments adverse to its daily objective than a similar fund that does not employ such leverage. The use of such leverage increases the risk of a total loss of an investor's investment. For example, because the Fund includes a multiplier of one and one-half times (1.5x) the Index, a single day movement in the Index approaching 67% at any point in the day could result in the total loss of an investor's investment if that movement is contrary to the investment objective of the Fund, even if the Index subsequently moves in an opposite direction, eliminating all or a portion of the earlier movement. This would be the case with any such single day movements in the Index, even if the Index maintains a level greater than zero at all times. In addition, the use of leverage may increase the volatility of the Fund and magnify any differences between the performance of the Fund and the Index.
- Compounding Risk** — The Fund has a single day investment objective, and the Fund's performance for any other period is the result of its return for each day compounded over the period. The performance of the Fund for periods longer than a single day will very likely differ in amount, and possibly even direction, from one and one-half times (1.5x) the daily return of the Index for the same period, before accounting for fees and expenses. Compounding affects all investments, but has a more significant impact on a leveraged fund. This effect becomes more pronounced as Index volatility and holding periods increase. Fund performance for a period longer than a single day can be estimated given any set of assumptions for the following factors: (a) Index volatility; (b) Index performance; (c) period of time; (d) financing rates associated with leveraged exposure; (e) other Fund expenses; and (f) dividends or interest paid with respect to securities in the Index. The chart below illustrates the impact of two principal factors — Index volatility and Index performance — on Fund performance. The chart shows estimated Fund returns for a number of combinations of Index volatility and Index performance over a one-year period. Actual volatility, Index and Fund performance may differ significantly from the chart below. Performance shown in the chart assumes: (a) no dividends paid with respect to securities included in the Index; (b) no Fund expenses; and (c) borrowing/lending rates (to obtain leveraged exposure) of zero percent. If Fund expenses and/or actual borrowing/lending rates were

reflected, the Fund's performance would be different than shown.

Areas shaded darker represent those scenarios where the Fund can be expected to return less than one and one-half times (1.5x) the performance of the Index.

Estimated Fund Returns						
Index Performance		One Year Volatility Rate				
One Year Index	One and One-Half Times (1.5x) the One Year Index					
		10%	25%	50%	75%	100%
-60%	-90.0%	-74.8%	-75.3%	-77.0%	-79.5%	-82.6%
-50%	-75.0%	-64.8%	-65.5%	-67.8%	-71.4%	-75.7%
-40%	-60.0%	-53.7%	-54.6%	-57.7%	-62.4%	-68.1%
-30%	-45.0%	-41.7%	-42.8%	-46.7%	-52.6%	-59.7%
-20%	-30.0%	-28.7%	-30.1%	-34.8%	-42.1%	-50.8%
-10%	-15.0%	-14.9%	-16.6%	-22.3%	-30.9%	-41.3%
0%	0.0%	-0.4%	-2.3%	-8.9%	-19.0%	-31.3%
10%	15.0%	14.9%	12.7%	5.0%	-6.6%	-20.7%
20%	30.0%	31.0%	28.4%	19.7%	6.5%	-9.7%
30%	45.0%	47.7%	44.8%	35.0%	20.0%	1.9%
40%	60.0%	65.0%	61.8%	50.8%	34.1%	13.8%
50%	75.0%	83.0%	79.5%	67.3%	48.8%	26.3%
60%	90.0%	101.6%	97.9%	84.3%	63.9%	39.1%

The foregoing table is intended to isolate the effect of Index volatility and Index performance on the return of the Fund and is not a representation of actual returns. For example, the Fund may incorrectly be expected to achieve a -30% return on a yearly basis if the Index return were -20%, absent the effects of compounding. As the table shows, with Index volatility of 50%, the Fund could be expected to return -34.8% under such a scenario. The Fund's actual returns may be significantly better or worse than the returns shown above as a result of any of the factors discussed above or in "Principal Risks — Correlation Risk" below.

The Index's annualized historical volatility rate for the five-year period ended July 31, 2020 was 19.41%. The Index's highest May to May volatility rate during the five-year period was 30.07% (July 31, 2020). The Index's annualized total return performance for the five-year period ended July 31, 2020 was 8.93%. Historical Index volatility and performance are not indications of what the Index volatility and performance will be in the future. The volatility of U.S. exchange-traded securities or instruments that reflect the value of the Index may differ from the volatility of the Index.

For additional graphs and charts demonstrating the effects of Index volatility and Index performance on the long-term performance of the Fund, see "Understanding the Risks and Long-Term Performance of Daily Objective Funds — The Impact of Compounding" in the Fund's Prospectus and "Special Note Regarding the Correlation

Risks of Geared Funds" in the Fund's Statement of Additional Information.

- **Correlation Risk** — A number of factors may affect the Fund's ability to achieve a high degree of leveraged correlation with the Index, and there is no guarantee that the Fund will achieve a high degree of leveraged correlation. Failure to achieve a high degree of leveraged correlation may prevent the Fund from achieving its investment objective, and the percentage change of the Fund's NAV each day may differ, perhaps significantly in amount, and possibly even direction, from one and one-half times (1.5x) the percentage change of the Index on such day.

In order to achieve a high degree of leveraged correlation with the Index, the Fund seeks to rebalance its portfolio daily to keep exposure consistent with its investment objective. Being materially under- or overexposed to the Index may prevent the Fund from achieving a high degree of leveraged correlation with the Index and may expose the Fund to greater leverage risk. Market disruptions or closure, regulatory restrictions, market volatility, illiquidity in the markets for the financial instruments in which the Fund invests, and other factors will adversely affect the Fund's ability to adjust exposure to requisite levels. The target amount of portfolio exposure is impacted dynamically by the Index's movements, including intraday movements. Because of this, it is unlikely that the Fund will have perfect leveraged (1.5x) exposure during the day or at the end of each day and the likelihood of being materially under- or overexposed is higher on days when the Index is volatile, particularly when the Index is volatile at or near the close of the trading day.

A number of other factors may also adversely affect the Fund's leveraged correlation with the Index, including fees, expenses, transaction costs, financing costs associated with the use of derivatives, income items, valuation methodology, accounting standards and disruptions or illiquidity in the markets for the securities or financial instruments in which the Fund invests. The Fund may not have investment exposure to all of the securities in the Index, or its weighting of investment exposure to securities may be different from that of the Index. In addition, the Fund may invest in securities not included in the Index. The Fund may take or refrain from taking positions in order to improve tax efficiency, comply with regulatory restrictions, or for other reasons, each of which may negatively affect the Fund's correlation with the Index. The Fund may also be subject to large movements of assets into and out of the Fund, potentially resulting in the Fund being under- or overexposed to the Index and may be impacted by Index reconstitutions and Index rebalancing events. Additionally, the Fund's underlying investments and/or reference assets may trade on markets that may not be open on the same day as the Fund, which may cause a difference between the changes in the daily performance of the Fund and changes in the level of the Index. Any of these factors could

decrease correlation between the performance of the Fund and the Index and may hinder the Fund's ability to meet its daily investment objective on or around that day.

- **Rebalancing Risk** — If for any reason the Fund is unable to rebalance all or a portion of its portfolio, or if all or a portion of the portfolio is rebalanced incorrectly, the Fund's investment exposure may not be consistent with the Fund's investment objective. In these instances, the Fund may have investment exposure to the Index that is significantly greater or less than its stated multiple. As a result, the Fund may be more exposed to leverage risk than if it had been properly rebalanced and may not achieve its investment objective.
- **Counterparty Risk** — Investing in derivatives and repurchase agreements involves entering into contracts with third parties (i.e., counterparties). The use of derivatives involves risks that are different from those associated with ordinary portfolio securities transactions. The Fund will be subject to credit risk (i.e., the risk that a counterparty is or is perceived to be unwilling or unable to make timely payments or otherwise meet its contractual obligations) with respect to the amount it expects to receive from counterparties to derivatives and repurchase agreements entered into by the Fund. If a counterparty becomes bankrupt or fails to perform its obligations, or if any collateral posted by the counterparty for the benefit of the Fund is insufficient or there are delays in the Fund's ability to access such collateral, the value of an investment in the Fund may decline.
- **Health Care Industry Risk** — The risks of investments in the industry include: heavy dependence on patent protection, with profitability affected by the expiration of patents; expenses and losses from extensive litigation based on product liability and similar claims; competitive forces that may make it difficult to raise prices and, in fact, may result in price discounting; the long and costly process for obtaining new product approval by the Food and Drug Administration; the difficulty health care providers may have obtaining staff to deliver service; susceptibility to product obsolescence; and thin capitalization and limited product lines, markets and financial resources or personnel.
- **Equity and Market Risk** — Equity markets are volatile, and the value of securities, swaps, futures and other instruments correlated with equity markets may fluctuate dramatically from day to day. Equity markets are subject to corporate, political, regulatory, market and economic developments, as well as developments that impact specific economic sectors, industries or segments of the market. Further, stocks in the Index may underperform other equity investments. Volatility in the markets and/or market developments may cause the value of an investment in the Fund to decrease over short or long periods of time.
- **Concentration and Focused Investing** — The Index may concentrate (i.e., composed of securities that represent 25 percent or more of the value of the Index) or focus (i.e., composed of securities that represent a substantial portion of its value, but less than 25 percent) in an industry or group of industries. The Fund will allocate its investments to approximately the same extent as the Index. As a result, the Fund may be subject to greater market fluctuations than a fund that is more broadly invested across industries. Financial, economic, business, regulatory conditions, and other developments affecting issuers in a particular industry or group of industries will have a greater effect on the Fund, and if securities of the particular industry or group of industries as a group fall out of favor, the Fund could underperform, or its net asset value may be more volatile than, funds that have greater industry diversification.
- **Exposure to Large-Cap Company Investment Risk** — Although returns on investments in large-cap companies are often perceived as being less volatile than the returns of companies with smaller market capitalizations, the return on large-cap securities could trail the returns on investments in smaller and mid-sized companies for a number of reasons. For example, large-cap companies may be unable to respond quickly to new competitive challenges, such as changes in technology, and also may not be able to attain the high growth rate of successful smaller companies.
- **Natural Disaster/Epidemic Risk** — Natural or environmental disasters, such as earthquakes, fires, floods, hurricanes, tsunamis and other severe weather-related phenomena generally, and widespread disease, including pandemics and epidemics (for example, the novel coronavirus COVID-19), have been and can be highly disruptive to economies and markets and have recently led, and may continue to lead, to increased market volatility and significant market losses. Such natural disaster and health crises could exacerbate political, social, and economic risks, and result in significant breakdowns, delays, shutdowns, social isolation, and other disruptions to important global, local and regional supply chains affected, with potential corresponding results on the operating performance of the Fund and its investments. A climate of uncertainty and panic, including the contagion of infectious viruses or diseases, may adversely affect global, regional, and local economies and reduce the availability of potential investment opportunities, and increases the difficulty of performing due diligence and modeling market conditions, potentially reducing the accuracy of financial projections. Under these circumstances, the Fund may have difficulty achieving its investment objectives which may adversely impact Fund performance. Further, such events can be highly disruptive to economies and markets, significantly disrupt the operations of individual companies (including, but not limited to, the Fund's investment advisor, third party service providers, and counterparties), sectors, industries, markets, securities and commodity exchanges, currencies, interest and inflation rates, credit ratings, investor sentiment, and other factors affecting the value of the Fund's investments. These factors can cause

substantial market volatility, exchange trading suspensions and closures, changes in the availability of and the margin requirements for certain instruments, and can impact the ability of the Fund to complete redemptions and otherwise affect Fund performance and Fund trading in the secondary market. A widespread crisis would also affect the global economy in ways that cannot necessarily be foreseen. How long such events will last and whether they will continue or recur cannot be predicted. Impacts from these could have a significant impact on the Fund's performance, resulting in losses to your investment.

• **Risk that Current Assumptions and Expectations Could Become Outdated As a Result of Global Economic Shock** —

The onset of the novel coronavirus (COVID-19) has caused significant shocks to global financial markets and economies, with many governments taking extreme actions to slow and contain the spread of COVID-19. These actions have had, and likely will continue to have, a severe economic impact on global economies as economic activity in some instances has essentially ceased. Financial markets across the globe are experiencing severe distress at least equal to what was experienced during the global financial crisis in 2008. In March 2020, U.S. equity markets entered a bear market in the fastest such move in the history of U.S. financial markets. During much of 2020, the unemployment rate in the U.S. has been extremely high by historical standards. It is not possible to predict when unemployment and market conditions will return to more normal levels. The global economic shocks being experienced as of the date hereof may cause the underlying assumptions and expectations of the Fund to become outdated quickly or inaccurate, resulting in significant losses.

• **Non-Diversification Risk** — The Fund is classified as “non-diversified” under the Investment Company Act of 1940, as amended (“1940 Act”). This means it has the ability to invest a relatively high percentage of its assets in the securities of a small number of issuers or in financial instruments with a single counterparty or a few counterparties. This may increase the Fund's volatility and increase the risk that the Fund's performance will decline based on the performance of a single issuer or the credit of a single counterparty.

• **Index Performance Risk** — The Index maintained by a third party provider unaffiliated with the Fund or ProFund Advisors. There can be no guarantee or assurance that the methodology used by the third party provider to create the Index will result in the Fund achieving positive returns. Further, there can be no guarantee that the methodology underlying the Index or the daily calculation of the Index will be free from error. It is also possible that the value of the Index may be subject to intentional manipulation by third-party market participants. The Index used by the Fund may underperform other asset classes and may underperform other similar indices. Each of these factors could have a negative impact on the performance of the Fund.

• **Active Investor Risk** — The Fund permits short-term trading of its securities. A significant portion of assets invested in the Fund may come from professional money managers and investors who use the Fund as part of active trading or tactical asset allocation strategies. These strategies often call for frequent trading to take advantage of anticipated changes in market conditions, which could increase portfolio turnover and may result in additional costs for the Fund. In addition, large movements of assets into and out of the Fund may have a negative impact on the Fund's ability to achieve its investment objective or maintain a consistent level of operating expenses. In certain circumstances, the Fund's expense ratio may vary from current estimates or the historical ratio disclosed in this Prospectus.

• **Early Close/Late Close/Trading Halt Risk** — An exchange or market may close early, close late or issue trading halts on specific securities or financial instruments. As a result, the ability to trade certain securities or financial instruments may be restricted, which may result in the Fund being unable to trade those and other related financial instruments at all. In these circumstances, the Fund may be unable to rebalance its portfolio, may be unable to accurately price its investments and/or may incur substantial trading losses.

• **Liquidity Risk** — In certain circumstances, such as the disruption of the orderly markets for the financial instruments in which the Fund invests, the Fund might not be able to acquire or dispose of certain holdings quickly or at prices that represent true market value in the judgment of ProFund Advisors. Markets for the financial instruments in which the Fund invests may be disrupted by a number of events, including but not limited to economic crises, political crises, health crises, natural disasters, excessive volatility, new legislation, or regulatory changes inside or outside of the U.S. For example, regulation limiting the ability of certain financial institutions to invest in certain financial instruments would likely reduce the liquidity of those instruments. These situations may prevent the Fund from limiting losses, realizing gains or achieving a high leveraged correlation with the Index.

• **Portfolio Turnover Risk** — The Fund may incur high portfolio turnover to manage the Fund's investment exposure. Additionally, active trading of the Fund's shares may cause more frequent purchase and sales activities that could, in certain circumstances, increase the number of portfolio transactions. High levels of portfolio transactions increase brokerage and other transaction costs and may result in increased taxable capital gains. Each of these factors could have a negative impact on the performance of the Fund.

• **Tax Risk** — In order to qualify for the special tax treatment accorded a regulated investment company (“RIC”) and its shareholders, the Fund must derive at least 90% of its gross income for each taxable year from “qualifying income,” meet certain asset diversification tests at the end of each taxable quarter, and meet annual distribution requirements. The

Fund's pursuit of its investment strategies will potentially be limited by the Fund's intention to qualify for such treatment and could adversely affect the Fund's ability to so qualify. The Fund can make certain investments, the treatment of which for these purposes is unclear. If, in any year, the Fund were to fail to qualify for the special tax treatment accorded a RIC and its shareholders, and were ineligible to or were not to cure such failure, the Fund would be taxed in the same manner as an ordinary corporation subject to U.S. federal income tax on all its income at the fund level. The resulting taxes could substantially reduce the Fund's net assets and the amount of income available for distribution. In addition, in order to requalify for taxation as a RIC, the Fund could be required to recognize unrealized gains, pay substantial taxes and interest, and make certain distributions. Please see the Statement of Additional Information for more information.

- **Valuation Risk** — In certain circumstances (e.g., if ProFund Advisors believes market quotations do not accurately reflect the fair value of an investment, or a trading halt closes an exchange or market early), ProFund Advisors may, in its sole discretion, choose to determine a fair value price as the basis for determining the market value of such investment for such day. The fair value of an investment determined by ProFund Advisors may be different from other value determinations of the same investment. Portfolio investments that are valued using techniques other than market quotations, including "fair valued" investments, may be subject to greater fluctuation in their value from one day to the next than would be the case if market quotations were used. In addition, there is no assurance that the Fund could sell a portfolio investment for the value established for it at any time, and it is possible that the Fund would incur a loss because a portfolio investment is sold at a discount to its established value.

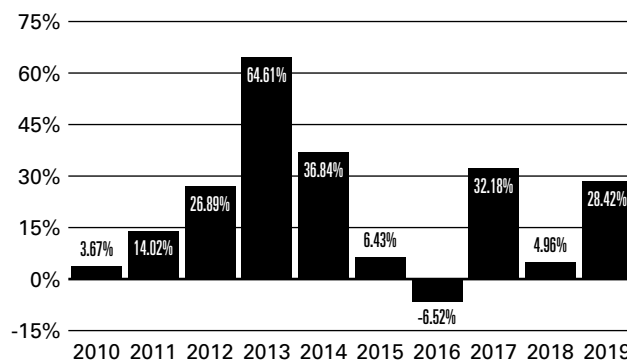
Please see "Investment Objectives, Principal Investment Strategies and Related Risks" in the Fund's Prospectus for additional details.

Investment Results

The bar chart below shows how the Fund's investment results for Investor Class shares have varied from year to year, and the table shows how the Fund's average annual total returns for various periods compare with different broad measures of market performance. Performance for Service Class shares would differ to the extent their fees and expenses differ. This information provides some indication of the risks of investing in the Fund. In addition, the Fund's performance information reflects applicable fee waivers and/or expense limitations, if any, in effect during the periods presented. Absent such fee waivers/expense

limitations, if any, performance would have been lower. Past results (before and after taxes) are not predictive of future results. Updated information on the Fund's results can be obtained by visiting the Fund's website (www.profunds.com).

Annual Returns as of December 31



Best Quarter (ended 3/31/2013): **24.23%**

Worst Quarter (ended 6/30/2010): **-17.99%**

The year-to-date return as of the most recent quarter, which ended September 30, 2020, was 4.29%.

Average Annual Total Returns

As of December 31, 2019

	One Year	Five Years	Ten Years	Inception Date
Investor Class Shares				6/19/2000
– Before Taxes	28.42%	12.13%	19.60%	
– After Taxes on Distributions	28.40%	11.36%	19.13%	
– After Taxes on Distributions and Sale of Shares	16.83%	9.34%	16.74%	
Service Class Shares	27.16%	11.03%	18.42%	6/19/2000
S&P 500®¹	31.49%	11.70%	13.56%	
Dow Jones U.S. Health CareSM Index¹	21.27%	10.48%	15.13%	

¹ Reflects no deduction for fees, expenses or taxes. Adjusted to reflect the reinvestment of dividends paid by issuers in the Index.

Average annual total returns are shown on a before- and after-tax basis for Investor Class shares only. After-tax returns for Service Class shares will vary. After-tax returns are calculated using the historical highest individual federal marginal income tax rates and do not reflect the impact of state and local taxes. Actual after-tax returns depend on an investor's tax situation and may differ from those shown. After-tax returns shown are not relevant to investors who hold the Fund's shares through tax-deferred

arrangements, such as a retirement account. After-tax returns may exceed the return before taxes due to a tax benefit from realizing a capital loss on a sale of shares.

Annual returns are required to be shown and should not be interpreted as suggesting that the Fund should or should not be held for longer periods of time.

Management

The Fund is advised by ProFund Advisors. Michael Neches, Senior Portfolio Manager, and Tarak Davé, Portfolio Manager, have jointly and primarily managed the Fund since October 2013 and April 2018, respectively.

Purchase and Sale of Fund Shares

The **minimum initial investment** amounts for all classes, which may be waived at the discretion of the Fund, are:

- \$5,000 for accounts that list a financial professional.
- \$15,000 for self-directed accounts.

You may purchase, redeem or exchange Fund shares on any day which the New York Stock Exchange is open for business. Depending on where your account is held, you may redeem your shares by contacting your financial professional or the Fund by mail, telephone, wire transfer or on-line (www.profunds.com).

Tax Information

The Fund's distributions generally are taxable, and will be taxed as ordinary income, qualified dividend income or capital gains, unless you are investing through a tax-advantaged arrangement, such as a 401(k) plan or an individual retirement account. You may be taxed later upon withdrawal of monies from such tax-advantaged arrangements.

The Fund intends to distribute income, if any, and capital gains, if any, at least annually.

Payments to Broker-Dealers and Other Financial Intermediaries

If you purchase Fund shares through a financial intermediary, such as a broker-dealer or investment adviser, the Fund and its distributor may pay the intermediary for the sale of Fund shares and related services. These payments may create a conflict of interest by influencing the broker-dealer or other financial intermediary to recommend the Fund over another investment. Ask your financial intermediary or visit your financial intermediary's website for more information.

Important Information About the Fund

Industrials UltraSector ProFund (the “Fund”) seeks daily investment results, before fees and expenses, that correspond to one and one-half times (1.5x) the return of the Dow Jones U.S. IndustrialsSM Index (the “Index”) **for a single day**, not for any other period. A “single day” is measured from the time the Fund calculates its net asset value (“NAV”) to the time of the Fund’s next NAV calculation. **The return of the Fund for periods longer than a single day will be the result of its return for each day compounded over the period.** The Fund’s returns for periods longer than a single day will very likely differ in amount, and possibly even direction, from the Fund’s stated multiple (1.5x) times the return of the Index for the same period. For periods longer than a single day, the Fund will lose money if the Index’s performance is flat, and it is possible that the Fund will lose money even if the level of the Index rises. Longer holding periods, higher Index volatility, and greater leveraged exposure each exacerbate the impact of compounding on an investor’s returns. During periods of higher Index volatility, the volatility of the Index may affect the Fund’s return as much as or more than the return of the Index.

The Fund presents different risks than other types of funds. The Fund uses leverage and is riskier than similarly benchmarked funds that do not use leverage. The Fund may not be suitable for all investors and should be used only by knowledgeable investors who understand the consequences of seeking daily leveraged (1.5x) investment results, including the impact of compounding on Fund performance. Investors in the Fund should actively manage and monitor their investments, as frequently as daily. An investor in the Fund could potentially lose the full principal value of their investment within a single day.

Investment Objective

The Fund seeks daily investment results, before fees and expenses, that correspond to one and one-half times (1.5x) the daily performance of the Index. **The Fund does not seek to achieve its stated investment objective over a period of time greater than a single day.**

Fees and Expenses of the Fund

The table below describes the fees and expenses that you may pay if you buy, hold, and sell shares of the Fund. You may pay other fees, such as brokerage commissions and other fees to financial intermediaries, which are not reflected in the tables and examples below.

Shareholder Fees

(fees paid directly from your investment)

Wire Fee \$10

Annual Fund Operating Expenses

(expenses that you pay each year as a percentage of the value of your investment)

	Investor Class	Service Class
Investment Advisory Fees	0.75%	0.75%
Distribution and Service (12b-1) Fees	0.00%	1.00%
Other Expenses	1.37%	1.37%

Total Annual Fund Operating Expenses Before Fee Waivers and Expense Reimbursements

	2.12%	3.12%
Fee Waivers/Reimbursements ¹	-0.34%	-0.34%

Total Annual Fund Operating Expenses After Fee Waivers and Expense Reimbursements

1.78%	2.78%
--------------	--------------

¹ ProFund Advisors LLC (“ProFund Advisors”) has contractually agreed to waive Investment Advisory and Management Services Fees and to reimburse Other Expenses to the extent Total Annual Fund Operating Expenses Before Fee Waivers and Expense Reimbursements, as a percentage of average daily net assets, exceed 1.78% for Investor Class shares and 2.78% for Service Class shares through November 30, 2021. After such date, the expense limitation may be terminated or revised by ProFund Advisors. Amounts waived or reimbursed in a particular contractual period may be recouped by ProFund Advisors within three years of the end of that contractual period, however, such recoupment will be limited to the lesser of any expense limitation in place at the time of recoupment or the expense limitation in place at the time of waiver or reimbursement.

Example: This example is intended to help you compare the cost of investing in the Fund with the cost of investing in other funds.

The example assumes that you invest \$10,000 in the Fund for the time periods indicated and then redeem all of your shares at the end of each period. The example also assumes that your investment has a 5% return each year and that the Fund’s operating expenses remain the same, except that the fee waiver/expense reimbursement is assumed only to pertain to the first year. Although your actual costs may be higher or lower, based on these assumptions your approximate costs would be:

	1Year	3Years	5Years	10Years
Investor Class	\$181	\$631	\$1,108	\$2,425
Service Class	\$281	\$931	\$1,606	\$3,406

The Fund pays transaction and financing costs associated with the purchase and sale of securities and derivatives. These costs are not reflected in the table or the example above.

Portfolio Turnover

The Fund pays transaction costs, such as commissions, when it buys and sells securities (or “turns over” its portfolio). A higher portfolio turnover rate may indicate higher transaction costs and may result in higher taxes when the Fund’s shares are held in a taxable account. These costs, which are not reflected in the Annual Fund Operating Expenses or in the example above, affect the Fund’s performance. During the most recent fiscal year, the Fund’s annual portfolio turnover rate was 57% of the average value of its entire portfolio. This portfolio turnover rate is calculated without regard to cash instruments or derivatives transactions. If such transactions were included, the Fund’s portfolio turnover rate would be significantly higher.

Principal Investment Strategies

The Fund invests in financial instruments that ProFund Advisors believes, in combination, should produce daily returns consistent with the Fund’s investment objective.

The Index is constructed and maintained by S&P Dow Jones Indices LLC. The Index seeks to measure the performance of certain companies in the industrial sector of the U.S. equity market. Component companies include, among others, building materials, heavy construction, factory equipment, heavy machinery, industrial services, pollution control, containers and packaging, industrial diversified, air freight, marine transportation, railroads, trucking, land-transportation equipment, shipbuilding, transportation services, advanced industrial equipment, electric components and equipment, and aerospace. The Index is published under the Bloomberg ticker symbol “DJUSIN.”

The Fund will invest principally in the financial instruments set forth below. The Fund expects that its cash balances maintained in connection with the use of financial instruments will typically be held in money market instruments.

- **Equity Securities** — The Fund invests in common stock issued by public companies.
- **Derivatives** — The Fund invests in derivatives, which are financial instruments whose value is derived from the value of an underlying asset or assets, such as stocks, bonds, funds (including exchange-traded funds (“ETFs”)), interest rates or indexes. The Fund invests in derivatives as a substitute for investing directly in securities in order to seek returns for a single day that are leveraged (1.5x) to the returns of the Index for that day. These derivatives principally include:
 - **Swap Agreements** — Contracts entered into primarily with major global financial institutions for a specified period ranging from a day to more than one year. In a standard “swap” transaction, two parties agree to exchange the return (or differentials in rates of return) earned or realized on particular predetermined investments or instruments. The gross return to be exchanged or “swapped” between the parties is calculated with respect to a “notional amount,” e.g., the

return on or change in value of a particular dollar amount invested in a “basket” of securities or an ETF representing a particular index.

- **Money Market Instruments** — The Fund invests in short-term cash instruments that have a remaining maturity of 397 days or less and exhibit high quality credit profiles, for example:
 - **U.S. Treasury Bills** — U.S. government securities that have initial maturities of one year or less, and are supported by the full faith and credit of the U.S. government.
 - **Repurchase Agreements** — Contracts in which a seller of securities, usually U.S. government securities or other money market instruments, agrees to buy the securities back at a specified time and price. Repurchase agreements are primarily used by the Fund as a short-term investment vehicle for cash positions.

ProFund Advisors uses a mathematical approach to investing. Using this approach, ProFund Advisors determines the type, quantity and mix of investment positions that it believes, in combination, the Fund should hold to produce daily returns consistent with the daily Fund’s investment objective. The Fund may invest in or gain exposure to only a representative sample of the securities in the Index or to securities not contained in the Index or in financial instruments, with the intent of obtaining exposure with aggregate characteristics similar to those of a multiple of the single day returns of the Index. In managing the assets of the Fund, ProFund Advisors does not invest the assets of the Fund in securities or financial instruments based on ProFund Advisors’ view of the investment merit of a particular security, instrument, or company, nor does it conduct conventional investment research or analysis or forecast market movement or trends. The Fund seeks to remain fully invested at all times in securities and/or financial instruments that, in combination, provide leveraged exposure to the single day returns of the Index, consistent with its investment objective, without regard to market conditions, trends or direction. The Fund seeks investment results for a single day only, measured as the time the Fund calculates its NAV to the next time the Fund calculates its NAV, and not for any other period.

The Fund seeks to engage in daily rebalancing to position its portfolio so that its exposure to the Index is consistent with the Fund’s daily investment objective. The time and manner in which the Fund rebalances its portfolio may vary from day to day at the discretion of ProFund Advisors, depending on market conditions and other circumstances. The Index’s movements during the day will affect whether the Fund’s portfolio needs to be rebalanced. For example, if the Index has risen on a given day, net assets of the Fund should rise (assuming there were no share redemptions). As a result, the Fund’s exposure will need to be increased. Conversely, if the Index has fallen on a given day, net assets of the Fund should fall (assuming there were no shares

issued). As a result, the Fund's exposure will need to be decreased.

Daily rebalancing and the compounding of each day's return over time means that the return of the Fund for a period longer than a single day will be the result of each day's returns compounded over the period, which will very likely differ in amount, and possibly even direction, from one and one-half times (1.5x) the return of the Index for the same period. The Fund will lose money if the Index's performance is flat over time, and the Fund can lose money regardless of the performance of the Index, as a result of daily rebalancing, the Index's volatility, compounding of each day's return and other factors. See "Principal Risks" below.

The Fund will concentrate or focus its investments in a particular industry or group of industries to approximately the same extent the Index is so concentrated or focused.

As of July 31, 2020, the Index was concentrated in the capital goods industry group, and was focused in the software & services industry group.

Please see "Investment Objectives, Principal Investment Strategies and Related Risks" in the Fund's Prospectus for additional details.

Principal Risks

You may lose the full principal value of your investment within a single day.

The principal risks described below are intended to provide information about the factors likely to have a significant adverse impact on the Fund's returns and consequently the value of an investment in the Fund. The risks are presented in an order intended to facilitate readability and their order does not imply that the realization of one risk is more likely to occur than another risk or likely to have a greater adverse impact than another risk.

- **Risks Associated with the Use of Derivatives** — Investing in derivatives may be considered aggressive and may expose the Fund to greater risks and may result in larger losses or smaller gains than investing directly in the reference asset(s) underlying those derivatives. These risks include counterparty risk, liquidity risk and increased correlation risk. When the Fund uses derivatives, there may be imperfect correlation between the value of the reference asset(s) underlying the derivative (e.g., the Index) and the derivative, which may prevent the Fund from achieving its investment objective. Because derivatives often require only a limited initial investment, the use of derivatives also may expose the Fund to losses in excess of those amounts initially invested. The Fund may use a combination of swaps on the Index and swaps on an ETF that is designed to track the performance of the Index. The performance of an ETF may not track the performance of the Index due to embedded costs and other factors. Thus, to the extent the Fund invests in swaps that use an ETF as the reference asset, the Fund may be subject to greater correlation risk and may not achieve as high a degree of correlation with

the Index as it would if the Fund only used swaps on the Index. Moreover, with respect to the use of swap agreements, if the Index has a dramatic intraday move that causes a material decline in the Fund's net assets, the terms of a swap agreement between the Fund and its counterparty may permit the counterparty to immediately close out the transaction with the Fund. In that event, the Fund may be unable to enter into another swap agreement or invest in other derivatives to achieve the desired exposure consistent with the Fund's investment objective. This, in turn, may prevent the Fund from achieving its investment objective, even if the Index reverses all or a portion of its intraday move by the end of the day. As a result, the value of an investment in the Fund may change quickly and without warning. Any costs associated with using derivatives will also have the effect of lowering the Fund's return.

- **Leverage Risk** — The Fund obtains investment exposure in excess of its assets in seeking to achieve its investment objective — a form of leverage — and will lose more money in market environments adverse to its daily objective than a similar fund that does not employ such leverage. The use of such leverage increases the risk of a total loss of an investor's investment. For example, because the Fund includes a multiplier of one and one-half times (1.5x) the Index, a single day movement in the Index approaching 67% at any point in the day could result in the total loss of an investor's investment if that movement is contrary to the investment objective of the Fund, even if the Index subsequently moves in an opposite direction, eliminating all or a portion of the earlier movement. This would be the case with any such single day movements in the Index, even if the Index maintains a level greater than zero at all times. In addition, the use of leverage may increase the volatility of the Fund and magnify any differences between the performance of the Fund and the Index.
- **Compounding Risk** — The Fund has a single day investment objective, and the Fund's performance for any other period is the result of its return for each day compounded over the period. The performance of the Fund for periods longer than a single day will very likely differ in amount, and possibly even direction, from one and one-half times (1.5x) the daily return of the Index for the same period, before accounting for fees and expenses. Compounding affects all investments, but has a more significant impact on a leveraged fund. This effect becomes more pronounced as Index volatility and holding periods increase. Fund performance for a period longer than a single day can be estimated given any set of assumptions for the following factors: (a) Index volatility; (b) Index performance; (c) period of time; (d) financing rates associated with leveraged exposure; (e) other Fund expenses; and (f) dividends or interest paid with respect to securities in the Index. The chart below illustrates the impact of two principal factors — Index volatility and Index performance — on Fund performance. The chart shows estimated Fund

returns for a number of combinations of Index volatility and Index performance over a one-year period. Actual volatility, Index and Fund performance may differ significantly from the chart below. Performance shown in the chart assumes: (a) no dividends paid with respect to securities included in the Index; (b) no Fund expenses; and (c) borrowing/lending rates (to obtain leveraged exposure) of zero percent. If Fund expenses and/or actual borrowing/lending rates were reflected, the Fund's performance would be different than shown.

Areas shaded darker represent those scenarios where the Fund can be expected to return less than one and one-half times (1.5x) the performance of the Index.

Estimated Fund Returns						
Index Performance		One Year Volatility Rate				
One Year Index	One and One-Half Times (1.5x) the One Year Index					
		10%	25%	50%	75%	100%
-60%	-90.0%	-74.8%	-75.3%	-77.0%	-79.5%	-82.6%
-50%	-75.0%	-64.8%	-65.5%	-67.8%	-71.4%	-75.7%
-40%	-60.0%	-53.7%	-54.6%	-57.7%	-62.4%	-68.1%
-30%	-45.0%	-41.7%	-42.8%	-46.7%	-52.6%	-59.7%
-20%	-30.0%	-28.7%	-30.1%	-34.8%	-42.1%	-50.8%
-10%	-15.0%	-14.9%	-16.6%	-22.3%	-30.9%	-41.3%
0%	0.0%	-0.4%	-2.3%	-8.9%	-19.0%	-31.3%
10%	15.0%	14.9%	12.7%	5.0%	-6.6%	-20.7%
20%	30.0%	31.0%	28.4%	19.7%	6.5%	-9.7%
30%	45.0%	47.7%	44.8%	35.0%	20.0%	1.9%
40%	60.0%	65.0%	61.8%	50.8%	34.1%	13.8%
50%	75.0%	83.0%	79.5%	67.3%	48.8%	26.3%
60%	90.0%	101.6%	97.9%	84.3%	63.9%	39.1%

The foregoing table is intended to isolate the effect of Index volatility and Index performance on the return of the Fund and is not a representation of actual returns. For example, the Fund may incorrectly be expected to achieve a -30% return on a yearly basis if the Index return were -20%, absent the effects of compounding. As the table shows, with Index volatility of 50%, the Fund could be expected to return -34.8% under such a scenario. The Fund's actual returns may be significantly better or worse than the returns shown above as a result of any of the factors discussed above or in "Principal Risks — Correlation Risk" below.

The Index's annualized historical volatility rate for the five-year period ended July 31, 2020 was 21.82%. The Index's highest July to July volatility rate during the five-year period was 38.14% (July 31, 2020). The Index's annualized total return performance for the five-year period ended July 31, 2020 was 10.51%. Historical Index volatility and performance are not indications of what the Index volatility and performance will be in the future. The volatility of U.S.

exchange-traded securities or instruments that reflect the value of the Index may differ from the volatility of the Index.

For additional graphs and charts demonstrating the effects of Index volatility and Index performance on the long-term performance of the Fund, see "Understanding the Risks and Long-Term Performance of Daily Objective Funds — The Impact of Compounding" in the Fund's Prospectus and "Special Note Regarding the Correlation Risks of Geared Funds" in the Fund's Statement of Additional Information.

- **Correlation Risk** — A number of factors may affect the Fund's ability to achieve a high degree of leveraged correlation with the Index, and there is no guarantee that the Fund will achieve a high degree of leveraged correlation. Failure to achieve a high degree of leveraged correlation may prevent the Fund from achieving its investment objective, and the percentage change of the Fund's NAV each day may differ, perhaps significantly in amount, and possibly even direction, from one and one-half times (1.5x) the percentage change of the Index on such day.

In order to achieve a high degree of leveraged correlation with the Index, the Fund seeks to rebalance its portfolio daily to keep exposure consistent with its investment objective. Being materially under- or overexposed to the Index may prevent the Fund from achieving a high degree of leveraged correlation with the Index and may expose the Fund to greater leverage risk. Market disruptions or closure, regulatory restrictions, market volatility, illiquidity in the markets for the financial instruments in which the Fund invests, and other factors will adversely affect the Fund's ability to adjust exposure to requisite levels. The target amount of portfolio exposure is impacted dynamically by the Index's movements, including intraday movements. Because of this, it is unlikely that the Fund will have perfect leveraged (1.5x) exposure during the day or at the end of each day and the likelihood of being materially under- or overexposed is higher on days when the Index is volatile, particularly when the Index is volatile at or near the close of the trading day.

A number of other factors may also adversely affect the Fund's leveraged correlation with the Index, including fees, expenses, transaction costs, financing costs associated with the use of derivatives, income items, valuation methodology, accounting standards and disruptions or illiquidity in the markets for the securities or financial instruments in which the Fund invests. The Fund may not have investment exposure to all of the securities in the Index, or its weighting of investment exposure to securities may be different from that of the Index. In addition, the Fund may invest in securities not included in the Index. The Fund may take or refrain from taking positions in order to improve tax efficiency, comply with regulatory restrictions, or for other reasons, each of which may negatively affect the Fund's correlation with the Index. The

Fund may also be subject to large movements of assets into and out of the Fund, potentially resulting in the Fund being under- or overexposed to the Index and may be impacted by Index reconstitutions and Index rebalancing events. Additionally, the Fund's underlying investments and/or reference assets may trade on markets that may not be open on the same day as the Fund, which may cause a difference between the changes in the daily performance of the Fund and changes in the level of the Index. Any of these factors could decrease correlation between the performance of the Fund and the Index and may hinder the Fund's ability to meet its daily investment objective on or around that day.

- **Rebalancing Risk** — If for any reason the Fund is unable to rebalance all or a portion of its portfolio, or if all or a portion of the portfolio is rebalanced incorrectly, the Fund's investment exposure may not be consistent with the Fund's investment objective. In these instances, the Fund may have investment exposure to the Index that is significantly greater or less than its stated multiple. As a result, the Fund may be more exposed to leverage risk than if it had been properly rebalanced and may not achieve its investment objective.
- **Counterparty Risk** — Investing in derivatives and repurchase agreements involves entering into contracts with third parties (i.e., counterparties). The use of derivatives involves risks that are different from those associated with ordinary portfolio securities transactions. The Fund will be subject to credit risk (i.e., the risk that a counterparty is or is perceived to be unwilling or unable to make timely payments or otherwise meet its contractual obligations) with respect to the amount it expects to receive from counterparties to derivatives and repurchase agreements entered into by the Fund. If a counterparty becomes bankrupt or fails to perform its obligations, or if any collateral posted by the counterparty for the benefit of the Fund is insufficient or there are delays in the Fund's ability to access such collateral, the value of an investment in the Fund may decline.
- **Industrials Industry Risk** — The risks of investments in the industry include: effects on stock prices by supply and demand both for their specific product or service and for industrials industry products in general; decline in demand for products due to rapid technological developments and frequent new product introduction; effects on securities prices and profitability from government regulation, world events and economic conditions; and risks for environmental damage and product liability claims.
- **Equity and Market Risk** — Equity markets are volatile, and the value of securities, swaps, futures and other instruments correlated with equity markets may fluctuate dramatically from day to day. Equity markets are subject to corporate, political, regulatory, market and economic developments, as well as developments that impact specific economic sectors, industries or segments of the market. Further, stocks in the Index may underperform other equity investments. Volatility in the markets and/or market developments may cause the

value of an investment in the Fund to decrease over short or long periods of time.

- **Concentration and Focused Investing** — The Index may concentrate (i.e., composed of securities that represent 25 percent or more of the value of the Index) or focus (i.e., composed of securities that represent a substantial portion of its value, but less than 25 percent) in an industry or group of industries. The Fund will allocate its investments to approximately the same extent as the Index. As a result, the Fund may be subject to greater market fluctuations than a fund that is more broadly invested across industries. Financial, economic, business, regulatory conditions, and other developments affecting issuers in a particular industry or group of industries will have a greater effect on the Fund, and if securities of the particular industry or group of industries as a group fall out of favor, the Fund could underperform, or its net asset value may be more volatile than, funds that have greater industry diversification.
- **Exposure to Large-Cap Company Investment Risk** — Although returns on investments in large-cap companies are often perceived as being less volatile than the returns of companies with smaller market capitalizations, the return on large-cap securities could trail the returns on investments in smaller and mid-sized companies for a number of reasons. For example, large-cap companies may be unable to respond quickly to new competitive challenges, such as changes in technology, and also may not be able to attain the high growth rate of successful smaller companies.
- **Natural Disaster/Epidemic Risk** — Natural or environmental disasters, such as earthquakes, fires, floods, hurricanes, tsunamis and other severe weather-related phenomena generally, and widespread disease, including pandemics and epidemics (for example, the novel coronavirus COVID-19), have been and can be highly disruptive to economies and markets and have recently led, and may continue to lead, to increased market volatility and significant market losses. Such natural disaster and health crises could exacerbate political, social, and economic risks, and result in significant breakdowns, delays, shutdowns, social isolation, and other disruptions to important global, local and regional supply chains affected, with potential corresponding results on the operating performance of the Fund and its investments. A climate of uncertainty and panic, including the contagion of infectious viruses or diseases, may adversely affect global, regional, and local economies and reduce the availability of potential investment opportunities, and increases the difficulty of performing due diligence and modeling market conditions, potentially reducing the accuracy of financial projections. Under these circumstances, the Fund may have difficulty achieving its investment objectives which may adversely impact Fund performance. Further, such events can be highly disruptive to economies and markets, significantly disrupt the operations of individual companies (including, but not limited to, the Fund's

investment advisor, third party service providers, and counterparties), sectors, industries, markets, securities and commodity exchanges, currencies, interest and inflation rates, credit ratings, investor sentiment, and other factors affecting the value of the Fund's investments. These factors can cause substantial market volatility, exchange trading suspensions and closures, changes in the availability of and the margin requirements for certain instruments, and can impact the ability of the Fund to complete redemptions and otherwise affect Fund performance and Fund trading in the secondary market. A widespread crisis would also affect the global economy in ways that cannot necessarily be foreseen. How long such events will last and whether they will continue or recur cannot be predicted. Impacts from these could have a significant impact on the Fund's performance, resulting in losses to your investment.

• **Risk that Current Assumptions and Expectations Could Become Outdated As a Result of Global Economic Shock** —

The onset of the novel coronavirus (COVID-19) has caused significant shocks to global financial markets and economies, with many governments taking extreme actions to slow and contain the spread of COVID-19. These actions have had, and likely will continue to have, a severe economic impact on global economies as economic activity in some instances has essentially ceased. Financial markets across the globe are experiencing severe distress at least equal to what was experienced during the global financial crisis in 2008. In March 2020, U.S. equity markets entered a bear market in the fastest such move in the history of U.S. financial markets. During much of 2020, the unemployment rate in the U.S. has been extremely high by historical standards. It is not possible to predict when unemployment and market conditions will return to more normal levels. The global economic shocks being experienced as of the date hereof may cause the underlying assumptions and expectations of the Fund to become outdated quickly or inaccurate, resulting in significant losses.

• **Non-Diversification Risk** — The Fund is classified as “non-diversified” under the Investment Company Act of 1940, as amended (“1940 Act”). This means it has the ability to invest a relatively high percentage of its assets in the securities of a small number of issuers or in financial instruments with a single counterparty or a few counterparties. This may increase the Fund's volatility and increase the risk that the Fund's performance will decline based on the performance of a single issuer or the credit of a single counterparty.

• **Index Performance Risk** — The Index maintained by a third party provider unaffiliated with the Fund or ProFund Advisors. There can be no guarantee or assurance that the methodology used by the third party provider to create the Index will result in the Fund achieving positive returns. Further, there can be no guarantee that the methodology

underlying the Index or the daily calculation of the Index will be free from error. It is also possible that the value of the Index may be subject to intentional manipulation by third-party market participants. The Index used by the Fund may underperform other asset classes and may underperform other similar indices. Each of these factors could have a negative impact on the performance of the Fund.

• **Active Investor Risk** — The Fund permits short-term trading of its securities. A significant portion of assets invested in the Fund may come from professional money managers and investors who use the Fund as part of active trading or tactical asset allocation strategies. These strategies often call for frequent trading to take advantage of anticipated changes in market conditions, which could increase portfolio turnover and may result in additional costs for the Fund. In addition, large movements of assets into and out of the Fund may have a negative impact on the Fund's ability to achieve its investment objective or maintain a consistent level of operating expenses. In certain circumstances, the Fund's expense ratio may vary from current estimates or the historical ratio disclosed in this Prospectus.

• **Early Close/Late Close/Trading Halt Risk** — An exchange or market may close early, close late or issue trading halts on specific securities or financial instruments. As a result, the ability to trade certain securities or financial instruments may be restricted, which may result in the Fund being unable to trade those and other related financial instruments at all. In these circumstances, the Fund may be unable to rebalance its portfolio, may be unable to accurately price its investments and/or may incur substantial trading losses.

• **Liquidity Risk** — In certain circumstances, such as the disruption of the orderly markets for the financial instruments in which the Fund invests, the Fund might not be able to acquire or dispose of certain holdings quickly or at prices that represent true market value in the judgment of ProFund Advisors. Markets for the financial instruments in which the Fund invests may be disrupted by a number of events, including but not limited to economic crises, political crises, health crises, natural disasters, excessive volatility, new legislation, or regulatory changes inside or outside of the U.S. For example, regulation limiting the ability of certain financial institutions to invest in certain financial instruments would likely reduce the liquidity of those instruments. These situations may prevent the Fund from limiting losses, realizing gains or achieving a high leveraged correlation with the Index.

• **Portfolio Turnover Risk** — The Fund may incur high portfolio turnover to manage the Fund's investment exposure. Additionally, active trading of the Fund's shares may cause more frequent purchase and sales activities that could, in certain circumstances, increase the number of portfolio transactions. High levels of portfolio transactions increase

brokerage and other transaction costs and may result in increased taxable capital gains. Each of these factors could have a negative impact on the performance of the Fund.

- **Tax Risk** — In order to qualify for the special tax treatment accorded a regulated investment company (“RIC”) and its shareholders, the Fund must derive at least 90% of its gross income for each taxable year from “qualifying income,” meet certain asset diversification tests at the end of each taxable quarter, and meet annual distribution requirements. The Fund’s pursuit of its investment strategies will potentially be limited by the Fund’s intention to qualify for such treatment and could adversely affect the Fund’s ability to so qualify. The Fund can make certain investments, the treatment of which for these purposes is unclear. If, in any year, the Fund were to fail to qualify for the special tax treatment accorded a RIC and its shareholders, and were ineligible to or were not to cure such failure, the Fund would be taxed in the same manner as an ordinary corporation subject to U.S. federal income tax on all its income at the fund level. The resulting taxes could substantially reduce the Fund’s net assets and the amount of income available for distribution. In addition, in order to requalify for taxation as a RIC, the Fund could be required to recognize unrealized gains, pay substantial taxes and interest, and make certain distributions. Please see the Statement of Additional Information for more information.

- **Valuation Risk** — In certain circumstances (e.g., if ProFund Advisors believes market quotations do not accurately reflect the fair value of an investment, or a trading halt closes an exchange or market early), ProFund Advisors may, in its sole discretion, choose to determine a fair value price as the basis for determining the market value of such investment for such day. The fair value of an investment determined by ProFund Advisors may be different from other value determinations of the same investment. Portfolio investments that are valued using techniques other than market quotations, including “fair valued” investments, may be subject to greater fluctuation in their value from one day to the next than would be the case if market quotations were used. In addition, there is no assurance that the Fund could sell a portfolio investment for the value established for it at any time, and it is possible that the Fund would incur a loss because a portfolio investment is sold at a discount to its established value.

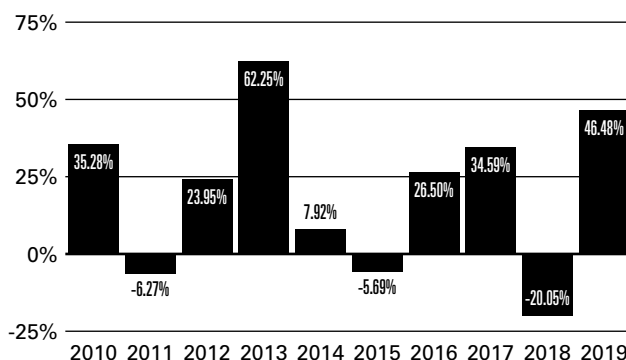
Please see “Investment Objectives, Principal Investment Strategies and Related Risks” in the Fund’s Prospectus for additional details.

Investment Results

The bar chart below shows how the Fund’s investment results for Investor Class shares have varied from year to year, and the table shows how the Fund’s average annual total returns for various periods compare with different broad measures of market performance. Performance for Service Class shares would differ

to the extent their fees and expenses differ. This information provides some indication of the risks of investing in the Fund. In addition, the Fund’s performance information reflects applicable fee waivers and/or expense limitations, if any, in effect during the periods presented. Absent such fee waivers/expense limitations, if any, performance would have been lower. Past results (before and after taxes) are not predictive of future results. Updated information on the Fund’s results can be obtained by visiting the Fund’s website (www.profund.com).

Annual Returns as of December 31



Best Quarter (ended 3/31/2019): **27.83%**

Worst Quarter (ended 9/30/2011): **-31.81%**

The year-to-date return as of the most recent quarter, which ended September 30, 2020, was -5.56%.

Average Annual Total Returns

As of December 31, 2019

	One Year	Five Years	Ten Years	Inception Date
Investor Class Shares				1/30/2004
– Before Taxes	46.48%	13.46%	17.87%	
– After Taxes on Distributions	46.48%	13.09%	17.62%	
– After Taxes on Distributions and Sale of Shares	27.52%	10.63%	15.25%	
Service Class Shares	45.06%	12.34%	16.70%	1/30/2004
S&P 500^{®1}	31.49%	11.70%	13.56%	
Dow Jones U.S. IndustrialsSM Index¹	32.81%	11.52%	14.39%	

1 Reflects no deduction for fees, expenses or taxes. Adjusted to reflect the reinvestment of dividends paid by issuers in the Index.

Average annual total returns are shown on a before- and after-tax basis for Investor Class shares only. After-tax returns for Service Class shares will vary. After-tax returns are calculated using the historical highest individual federal marginal income tax rates and do not reflect the impact of state and local taxes. Actual after-tax returns depend on an investor’s tax situation and may differ from those shown. After-tax returns shown are not relevant to investors who hold the Fund’s shares through tax-deferred

arrangements, such as a retirement account. After-tax returns may exceed the return before taxes due to a tax benefit from realizing a capital loss on a sale of shares.

Annual returns are required to be shown and should not be interpreted as suggesting that the Fund should or should not be held for longer periods of time.

Management

The Fund is advised by ProFund Advisors. Michael Neches, Senior Portfolio Manager, and Tarak Davé, Portfolio Manager, have jointly and primarily managed the Fund since October 2013 and April 2018, respectively.

Purchase and Sale of Fund Shares

The **minimum initial investment** amounts for all classes, which may be waived at the discretion of the Fund, are:

- \$5,000 for accounts that list a financial professional.
- \$15,000 for self-directed accounts.

You may purchase, redeem or exchange Fund shares on any day which the New York Stock Exchange is open for business. Depending on where your account is held, you may redeem your shares by contacting your financial professional or the Fund by mail, telephone, wire transfer or on-line (www.profund.com).

Tax Information

The Fund's distributions generally are taxable, and will be taxed as ordinary income, qualified dividend income or capital gains, unless you are investing through a tax-advantaged arrangement, such as a 401(k) plan or an individual retirement account. You may be taxed later upon withdrawal of monies from such tax-advantaged arrangements.

The Fund intends to distribute income, if any, and capital gains, if any, at least annually.

Payments to Broker-Dealers and Other Financial Intermediaries

If you purchase Fund shares through a financial intermediary, such as a broker-dealer or investment adviser, the Fund and its distributor may pay the intermediary for the sale of Fund shares and related services. These payments may create a conflict of interest by influencing the broker-dealer or other financial intermediary to recommend the Fund over another investment. Ask your financial intermediary or visit your financial intermediary's website for more information.

Important Information About the Fund

Internet UltraSector ProFund (the “Fund”) seeks daily investment results, before fees and expenses, that correspond to one and one-half times (1.5x) the return of the Dow Jones Internet Composite Index (the “Index”) **for a single day**, not for any other period. A “single day” is measured from the time the Fund calculates its net asset value (“NAV”) to the time of the Fund’s next NAV calculation. **The return of the Fund for periods longer than a single day will be the result of its return for each day compounded over the period. The Fund’s returns for periods longer than a single day will very likely differ in amount, and possibly even direction, from the Fund’s stated multiple (1.5x) times the return of the Index for the same period. For periods longer than a single day, the Fund will lose money if the Index’s performance is flat, and it is possible that the Fund will lose money even if the level of the Index rises.** Longer holding periods, higher Index volatility, and greater leveraged exposure each exacerbate the impact of compounding on an investor’s returns. During periods of higher Index volatility, the volatility of the Index may affect the Fund’s return as much as or more than the return of the Index.

The Fund presents different risks than other types of funds. The Fund uses leverage and is riskier than similarly benchmarked funds that do not use leverage. The Fund may not be suitable for all investors and should be used only by knowledgeable investors who understand the consequences of seeking daily leveraged (1.5x) investment results, including the impact of compounding on Fund performance. Investors in the Fund should actively manage and monitor their investments, as frequently as daily. An investor in the Fund could potentially lose the full principal value of their investment within a single day.

Investment Objective

The Fund seeks daily investment results, before fees and expenses, that correspond to one and one-half times (1.5x) the daily performance of the Index. **The Fund does not seek to achieve its stated investment objective over a period of time greater than a single day.**

Fees and Expenses of the Fund

The table below describes the fees and expenses that you may pay if you buy, hold, and sell shares of the Fund. You may pay other fees, such as brokerage commissions and other fees to financial intermediaries, which are not reflected in the tables and examples below.

Shareholder Fees

(fees paid directly from your investment)

Wire Fee \$10

Annual Fund Operating Expenses

(expenses that you pay each year as a percentage of the value of your investment)

	Investor Class	Service Class
Investment Advisory Fees	0.75%	0.75%
Distribution and Service (12b-1) Fees	0.00%	1.00%
Other Expenses	0.85%	0.85%
Total Annual Fund Operating Expenses¹	1.60%	2.60%

¹ ProFund Advisors LLC (“ProFund Advisors”) has contractually agreed to waive Investment Advisory and Management Services Fees and to reimburse Other Expenses to the extent Total Annual Fund Operating Expenses Before Fee Waivers and Expense Reimbursements, as a percentage of average daily net assets, exceed 1.95% for Investor Class shares and 2.95% for Service Class shares through November 30, 2021. After such date, the expense limitation may be terminated or revised by ProFund Advisors. Amounts waived or reimbursed in a particular contractual period may be recouped by ProFund Advisors within three years of the end of that contractual period, however, such recoupment will be limited to the lesser of any expense limitation in place at the time of recoupment or the expense limitation in place at the time of waiver or reimbursement.

Example: This example is intended to help you compare the cost of investing in the Fund with the cost of investing in other funds.

The example assumes that you invest \$10,000 in the Fund for the time periods indicated and then redeem all of your shares at the end of each period. The example also assumes that your investment has a 5% return each year and that the Fund’s operating expenses remain the same. Although your actual costs may be higher or lower, based on these assumptions your approximate costs would be:

	1Year	3Years	5Years	10Years
Investor Class	\$163	\$505	\$871	\$1,900
Service Class	\$263	\$808	\$1,380	\$2,934

The Fund pays transaction and financing costs associated with the purchase and sale of securities and derivatives. These costs are not reflected in the table or the example above.

Portfolio Turnover

The Fund pays transaction costs, such as commissions, when it buys and sells securities (or “turns over” its portfolio). A higher portfolio turnover rate may indicate higher transaction costs and may result in higher taxes when the Fund’s shares are held in a taxable account. These costs, which are not reflected in the Annual Fund Operating Expenses or in the example above, affect the Fund’s performance. During the most recent fiscal year, the

Fund's annual portfolio turnover rate was 59% of the average value of its entire portfolio. This portfolio turnover rate is calculated without regard to cash instruments or derivatives transactions. If such transactions were included, the Fund's portfolio turnover rate would be significantly higher.

Principal Investment Strategies

The Fund invests in financial instruments that ProFund Advisors believes, in combination, should produce daily returns consistent with the Fund's investment objective.

The Index is constructed and maintained by S&P Dow Jones Indices LLC. The Index measures the performance of companies domiciled in the U.S. and traded on the New York Stock Exchange ("NYSE"), NYSE MKT that generate the majority of their revenues from the internet. The Index is composed of two sub-groups: Internet Commerce, which includes companies that derive the majority of their revenues from online retail, search, financial services, investment products, social media, advertising, travel platforms, internet radio and internet services, which includes companies that derive the majority of their revenues from various services performed via the internet, cloud computing, enterprise software, networking capabilities, website creation tools, and digital marketing platforms. The Index is published under the Bloomberg ticker symbol "DJINET."

The Fund will invest principally in the financial instruments set forth below. The Fund expects that its cash balances maintained in connection with the use of financial instruments will typically be held in money market instruments.

- **Equity Securities** — The Fund invests in common stock issued by public companies.
- **Derivatives** — The Fund invests in derivatives, which are financial instruments whose value is derived from the value of an underlying asset or assets, such as stocks, bonds, funds (including exchange-traded funds ("ETFs")), interest rates or indexes. The Fund invests in derivatives as a substitute for investing directly in securities in order to seek returns for a single day that are leveraged (1.5x) to the returns of the Index for that day. These derivatives principally include:
 - **Swap Agreements** — Contracts entered into primarily with major global financial institutions for a specified period ranging from a day to more than one year. In a standard "swap" transaction, two parties agree to exchange the return (or differentials in rates of return) earned or realized on particular predetermined investments or instruments. The gross return to be exchanged or "swapped" between the parties is calculated with respect to a "notional amount," e.g., the return on or change in value of a particular dollar amount invested in a "basket" of securities or an ETF representing a particular index.
- **Money Market Instruments** — The Fund invests in short-term cash instruments that have a remaining maturity of 397

days or less and exhibit high quality credit profiles, for example:

- **U.S. Treasury Bills** — U.S. government securities that have initial maturities of one year or less, and are supported by the full faith and credit of the U.S. government.
- **Repurchase Agreements** — Contracts in which a seller of securities, usually U.S. government securities or other money market instruments, agrees to buy the securities back at a specified time and price. Repurchase agreements are primarily used by the Fund as a short-term investment vehicle for cash positions.

ProFund Advisors uses a mathematical approach to investing. Using this approach, ProFund Advisors determines the type, quantity and mix of investment positions that it believes, in combination, the Fund should hold to produce daily returns consistent with the daily Fund's investment objective. The Fund may invest in or gain exposure to only a representative sample of the securities in the Index or to securities not contained in the Index or in financial instruments, with the intent of obtaining exposure with aggregate characteristics similar to those of a multiple of the single day returns of the Index. In managing the assets of the Fund, ProFund Advisors does not invest the assets of the Fund in securities or financial instruments based on ProFund Advisors' view of the investment merit of a particular security, instrument, or company, nor does it conduct conventional investment research or analysis or forecast market movement or trends. The Fund seeks to remain fully invested at all times in securities and/or financial instruments that, in combination, provide leveraged exposure to the single day returns of the Index, consistent with its investment objective, without regard to market conditions, trends or direction. The Fund seeks investment results for a single day only, measured as the time the Fund calculates its NAV to the next time the Fund calculates its NAV, and not for any other period.

The Fund seeks to engage in daily rebalancing to position its portfolio so that its exposure to the Index is consistent with the Fund's daily investment objective. The time and manner in which the Fund rebalances its portfolio may vary from day to day at the discretion of ProFund Advisors, depending on market conditions and other circumstances. The Index's movements during the day will affect whether the Fund's portfolio needs to be rebalanced. For example, if the Index has risen on a given day, net assets of the Fund should rise (assuming there were no share redemptions). As a result, the Fund's exposure will need to be increased. Conversely, if the Index has fallen on a given day, net assets of the Fund should fall (assuming there were no shares issued). As a result, the Fund's exposure will need to be decreased.

Daily rebalancing and the compounding of each day's return over time means that the return of the Fund for a period longer than a single day will be the result of each day's

returns compounded over the period, which will very likely differ in amount, and possibly even direction, from one and one-half times (1.5x) the return of the Index for the same period. The Fund will lose money if the Index's performance is flat over time, and the Fund can lose money regardless of the performance of the Index, as a result of daily rebalancing, the Index's volatility, compounding of each day's return and other factors. See "Principal Risks" below.

The Fund will concentrate or focus its investments in a particular industry or group of industries to approximately the same extent the Index is so concentrated or focused.

As of July 31, 2020, the Index was concentrated in the software and services and media and entertainment industry groups and was focused in the retailing industry group.

Please see "Investment Objectives, Principal Investment Strategies and Related Risks" in the Fund's Prospectus for additional details.

Principal Risks

You may lose the full principal value of your investment within a single day.

The principal risks described below are intended to provide information about the factors likely to have a significant adverse impact on the Fund's returns and consequently the value of an investment in the Fund. The risks are presented in an order intended to facilitate readability and their order does not imply that the realization of one risk is more likely to occur than another risk or likely to have a greater adverse impact than another risk.

- **Risks Associated with the Use of Derivatives** — Investing in derivatives may be considered aggressive and may expose the Fund to greater risks and may result in larger losses or smaller gains than investing directly in the reference asset(s) underlying those derivatives. These risks include counterparty risk, liquidity risk and increased correlation risk. When the Fund uses derivatives, there may be imperfect correlation between the value of the reference asset(s) underlying the derivative (e.g., the Index) and the derivative, which may prevent the Fund from achieving its investment objective. Because derivatives often require only a limited initial investment, the use of derivatives also may expose the Fund to losses in excess of those amounts initially invested. The Fund may use a combination of swaps on the Index and swaps on an ETF that is designed to track the performance of the Index. The performance of an ETF may not track the performance of the Index due to embedded costs and other factors. Thus, to the extent the Fund invests in swaps that use an ETF as the reference asset, the Fund may be subject to greater correlation risk and may not achieve as high a degree of correlation with the Index as it would if the Fund only used swaps on the Index. Moreover, with respect to the use of swap agreements, if the Index has a dramatic intraday move that causes a material decline in the Fund's net assets, the terms of a swap agreement between the Fund and its counterparty may permit the counterparty to immediately close out the transaction

with the Fund. In that event, the Fund may be unable to enter into another swap agreement or invest in other derivatives to achieve the desired exposure consistent with the Fund's investment objective. This, in turn, may prevent the Fund from achieving its investment objective, even if the Index reverses all or a portion of its intraday move by the end of the day. As a result, the value of an investment in the Fund may change quickly and without warning. Any costs associated with using derivatives will also have the effect of lowering the Fund's return.

- **Leverage Risk** — The Fund obtains investment exposure in excess of its assets in seeking to achieve its investment objective — a form of leverage — and will lose more money in market environments adverse to its daily objective than a similar fund that does not employ such leverage. The use of such leverage increases the risk of a total loss of an investor's investment. For example, because the Fund includes a multiplier of one and one-half times (1.5x) the Index, a single day movement in the Index approaching 67% at any point in the day could result in the total loss of an investor's investment if that movement is contrary to the investment objective of the Fund, even if the Index subsequently moves in an opposite direction, eliminating all or a portion of the earlier movement. This would be the case with any such single day movements in the Index, even if the Index maintains a level greater than zero at all times. In addition, the use of leverage may increase the volatility of the Fund and magnify any differences between the performance of the Fund and the Index.

- **Compounding Risk** — The Fund has a single day investment objective, and the Fund's performance for any other period is the result of its return for each day compounded over the period. The performance of the Fund for periods longer than a single day will very likely differ in amount, and possibly even direction, from one and one-half times (1.5x) the daily return of the Index for the same period, before accounting for fees and expenses. Compounding affects all investments, but has a more significant impact on a leveraged fund. This effect becomes more pronounced as Index volatility and holding periods increase. Fund performance for a period longer than a single day can be estimated given any set of assumptions for the following factors: (a) Index volatility; (b) Index performance; (c) period of time; (d) financing rates associated with leveraged exposure; (e) other Fund expenses; and (f) dividends or interest paid with respect to securities in the Index. The chart below illustrates the impact of two principal factors — Index volatility and Index performance — on Fund performance. The chart shows estimated Fund returns for a number of combinations of Index volatility and Index performance over a one-year period. Actual volatility, Index and Fund performance may differ significantly from the chart below. Performance shown in the chart assumes: (a) no dividends paid with respect to securities included in the Index; (b) no Fund expenses; and (c) borrowing/lending rates (to obtain leveraged exposure) of zero percent. If Fund

expenses and/or actual borrowing/lending rates were reflected, the Fund's performance would be different than shown.

Areas shaded darker represent those scenarios where the Fund can be expected to return less than one and one-half times (1.5x) the performance of the Index.

Estimated Fund Returns

Index Performance		One Year Volatility Rate				
One Year Index	One and One-Half Times (1.5x) the One Year Index					
		10%	25%	50%	75%	100%
-60%	-90.0%	-74.8%	-75.3%	-77.0%	-79.5%	-82.6%
-50%	-75.0%	-64.8%	-65.5%	-67.8%	-71.4%	-75.7%
-40%	-60.0%	-53.7%	-54.6%	-57.7%	-62.4%	-68.1%
-30%	-45.0%	-41.7%	-42.8%	-46.7%	-52.6%	-59.7%
-20%	-30.0%	-28.7%	-30.1%	-34.8%	-42.1%	-50.8%
-10%	-15.0%	-14.9%	-16.6%	-22.3%	-30.9%	-41.3%
0%	0.0%	-0.4%	-2.3%	-8.9%	-19.0%	-31.3%
10%	15.0%	14.9%	12.7%	5.0%	-6.6%	-20.7%
20%	30.0%	31.0%	28.4%	19.7%	6.5%	-9.7%
30%	45.0%	47.7%	44.8%	35.0%	20.0%	1.9%
40%	60.0%	65.0%	61.8%	50.8%	34.1%	13.8%
50%	75.0%	83.0%	79.5%	67.3%	48.8%	26.3%
60%	90.0%	101.6%	97.9%	84.3%	63.9%	39.1%

The foregoing table is intended to isolate the effect of Index volatility and Index performance on the return of the Fund and is not a representation of actual returns. For example, the Fund may incorrectly be expected to achieve a -30% return on a yearly basis if the Index return were -20%, absent the effects of compounding. As the table shows, with Index volatility of 50%, the Fund could be expected to return -34.8% under such a scenario. The Fund's actual returns may be significantly better or worse than the returns shown above as a result of any of the factors discussed above or in "Principal Risks — Correlation Risk" below.

The Index's annualized historical volatility rate for the five-year period ended July 31, 2020 was 23.57%. The Index's highest July to July volatility rate during the five-year period was 33.53% (July 31, 2020). The Index's annualized total return performance for the five-year period ended July 31, 2020 was 18.46%. Historical Index volatility and performance are not indications of what the Index volatility and performance will be in the future. The volatility of U.S. exchange-traded securities or instruments that reflect the value of the Index may differ from the volatility of the Index.

For additional graphs and charts demonstrating the effects of Index volatility and Index performance on the long-term performance of the Fund, see "Understanding the Risks and Long-Term Performance of Daily Objective Funds — The Impact of Compounding" in the Fund's Prospectus and "Special Note Regarding the Correlation

Risks of Geared Funds" in the Fund's Statement of Additional Information.

- **Correlation Risk** — A number of factors may affect the Fund's ability to achieve a high degree of leveraged correlation with the Index, and there is no guarantee that the Fund will achieve a high degree of leveraged correlation. Failure to achieve a high degree of leveraged correlation may prevent the Fund from achieving its investment objective, and the percentage change of the Fund's NAV each day may differ, perhaps significantly in amount, and possibly even direction, from one and one-half times (1.5x) the percentage change of the Index on such day.

In order to achieve a high degree of leveraged correlation with the Index, the Fund seeks to rebalance its portfolio daily to keep exposure consistent with its investment objective. Being materially under- or overexposed to the Index may prevent the Fund from achieving a high degree of leveraged correlation with the Index and may expose the Fund to greater leverage risk. Market disruptions or closure, regulatory restrictions, market volatility, illiquidity in the markets for the financial instruments in which the Fund invests, and other factors will adversely affect the Fund's ability to adjust exposure to requisite levels. The target amount of portfolio exposure is impacted dynamically by the Index's movements, including intraday movements. Because of this, it is unlikely that the Fund will have perfect leveraged (1.5x) exposure during the day or at the end of each day and the likelihood of being materially under- or overexposed is higher on days when the Index is volatile, particularly when the Index is volatile at or near the close of the trading day.

A number of other factors may also adversely affect the Fund's leveraged correlation with the Index, including fees, expenses, transaction costs, financing costs associated with the use of derivatives, income items, valuation methodology, accounting standards and disruptions or illiquidity in the markets for the securities or financial instruments in which the Fund invests. The Fund may not have investment exposure to all of the securities in the Index, or its weighting of investment exposure to securities may be different from that of the Index. In addition, the Fund may invest in securities not included in the Index. The Fund may take or refrain from taking positions in order to improve tax efficiency, comply with regulatory restrictions, or for other reasons, each of which may negatively affect the Fund's correlation with the Index. The Fund may also be subject to large movements of assets into and out of the Fund, potentially resulting in the Fund being under- or overexposed to the Index and may be impacted by Index reconstitutions and Index rebalancing events. Additionally, the Fund's underlying investments and/or reference assets may trade on markets that may not be open on the same day as the Fund, which may cause a difference between the changes in the daily performance of the Fund and changes in the level of the Index. Any of these factors could decrease correlation between the performance of the Fund

and the Index and may hinder the Fund's ability to meet its daily investment objective on or around that day.

- **Rebalancing Risk** — If for any reason the Fund is unable to rebalance all or a portion of its portfolio, or if all or a portion of the portfolio is rebalanced incorrectly, the Fund's investment exposure may not be consistent with the Fund's investment objective. In these instances, the Fund may have investment exposure to the Index that is significantly greater or less than its stated multiple. As a result, the Fund may be more exposed to leverage risk than if it had been properly rebalanced and may not achieve its investment objective.
- **Counterparty Risk** — Investing in derivatives and repurchase agreements involves entering into contracts with third parties (i.e., counterparties). The use of derivatives involves risks that are different from those associated with ordinary portfolio securities transactions. The Fund will be subject to credit risk (i.e., the risk that a counterparty is or is perceived to be unwilling or unable to make timely payments or otherwise meet its contractual obligations) with respect to the amount it expects to receive from counterparties to derivatives and repurchase agreements entered into by the Fund. If a counterparty becomes bankrupt or fails to perform its obligations, or if any collateral posted by the counterparty for the benefit of the Fund is insufficient or there are delays in the Fund's ability to access such collateral, the value of an investment in the Fund may decline.
- **Internet Companies Risk** — Internet companies are subject to rapid changes in technology, worldwide competition, rapid obsolescence of products and services, loss of patent protections, cyclical market patterns, evolving industry standards, frequent new product introductions and the considerable risk of owning small capitalization companies that have recently begun operations. In addition, the stocks of many internet companies have exceptionally high price-to-earnings ratios with little or no earnings histories. Many internet companies have experienced extreme price and volume fluctuations that often have been unrelated to their operating performance.
- **Equity and Market Risk** — Equity markets are volatile, and the value of securities, swaps, futures and other instruments correlated with equity markets may fluctuate dramatically from day to day. Equity markets are subject to corporate, political, regulatory, market and economic developments, as well as developments that impact specific economic sectors, industries or segments of the market. Further, stocks in the Index may underperform other equity investments. Volatility in the markets and/or market developments may cause the value of an investment in the Fund to decrease over short or long periods of time.
- **Concentration and Focused Investing** — The Index may concentrate (i.e., composed of securities that represent 25 percent or more of the value of the Index) or focus (i.e., composed of securities that represent a substantial portion of

its value, but less than 25 percent) in an industry or group of industries. The Fund will allocate its investments to approximately the same extent as the Index. As a result, the Fund may be subject to greater market fluctuations than a fund that is more broadly invested across industries. Financial, economic, business, regulatory conditions, and other developments affecting issuers in a particular industry or group of industries will have a greater effect on the Fund, and if securities of the particular industry or group of industries as a group fall out of favor, the Fund could underperform, or its net asset value may be more volatile than, funds that have greater industry diversification.

- **Exposure to Large-Cap Company Investment Risk** — Although returns on investments in large-cap companies are often perceived as being less volatile than the returns of companies with smaller market capitalizations, the return on large-cap securities could trail the returns on investments in smaller and mid-sized companies for a number of reasons. For example, large-cap companies may be unable to respond quickly to new competitive challenges, such as changes in technology, and also may not be able to attain the high growth rate of successful smaller companies.
- **Natural Disaster/Epidemic Risk** — Natural or environmental disasters, such as earthquakes, fires, floods, hurricanes, tsunamis and other severe weather-related phenomena generally, and widespread disease, including pandemics and epidemics (for example, the novel coronavirus COVID-19), have been and can be highly disruptive to economies and markets and have recently led, and may continue to lead, to increased market volatility and significant market losses. Such natural disaster and health crises could exacerbate political, social, and economic risks, and result in significant breakdowns, delays, shutdowns, social isolation, and other disruptions to important global, local and regional supply chains affected, with potential corresponding results on the operating performance of the Fund and its investments. A climate of uncertainty and panic, including the contagion of infectious viruses or diseases, may adversely affect global, regional, and local economies and reduce the availability of potential investment opportunities, and increases the difficulty of performing due diligence and modeling market conditions, potentially reducing the accuracy of financial projections. Under these circumstances, the Fund may have difficulty achieving its investment objectives which may adversely impact Fund performance. Further, such events can be highly disruptive to economies and markets, significantly disrupt the operations of individual companies (including, but not limited to, the Fund's investment advisor, third party service providers, and counterparties), sectors, industries, markets, securities and commodity exchanges, currencies, interest and inflation rates, credit ratings, investor sentiment, and other factors affecting the value of the Fund's investments. These factors can cause substantial market volatility, exchange trading suspensions and

closures, changes in the availability of and the margin requirements for certain instruments, and can impact the ability of the Fund to complete redemptions and otherwise affect Fund performance and Fund trading in the secondary market. A widespread crisis would also affect the global economy in ways that cannot necessarily be foreseen. How long such events will last and whether they will continue or recur cannot be predicted. Impacts from these could have a significant impact on the Fund's performance, resulting in losses to your investment.

• **Risk that Current Assumptions and Expectations Could Become Outdated As a Result of Global Economic Shock** —

The onset of the novel coronavirus (COVID-19) has caused significant shocks to global financial markets and economies, with many governments taking extreme actions to slow and contain the spread of COVID-19. These actions have had, and likely will continue to have, a severe economic impact on global economies as economic activity in some instances has essentially ceased. Financial markets across the globe are experiencing severe distress at least equal to what was experienced during the global financial crisis in 2008. In March 2020, U.S. equity markets entered a bear market in the fastest such move in the history of U.S. financial markets. During much of 2020, the unemployment rate in the U.S. has been extremely high by historical standards. It is not possible to predict when unemployment and market conditions will return to more normal levels. The global economic shocks being experienced as of the date hereof may cause the underlying assumptions and expectations of the Fund to become outdated quickly or inaccurate, resulting in significant losses.

• **Non-Diversification Risk** — The Fund is classified as “non-diversified” under the Investment Company Act of 1940, as amended (“1940 Act”). This means it has the ability to invest a relatively high percentage of its assets in the securities of a small number of issuers or in financial instruments with a single counterparty or a few counterparties. This may increase the Fund's volatility and increase the risk that the Fund's performance will decline based on the performance of a single issuer or the credit of a single counterparty. This risk may be particularly acute if the Index is comprised of a small number of securities.

• **Index Performance Risk** — The Index maintained by a third party provider unaffiliated with the Fund or ProFund Advisors. There can be no guarantee or assurance that the methodology used by the third party provider to create the Index will result in the Fund achieving positive returns. Further, there can be no guarantee that the methodology underlying the Index or the daily calculation of the Index will be free from error. It is also possible that the value of the Index may be subject to intentional manipulation by third-party market participants. The Index used by the Fund may underperform other asset classes and may underperform

other similar indices. Each of these factors could have a negative impact on the performance of the Fund.

• **Active Investor Risk** — The Fund permits short-term trading of its securities. A significant portion of assets invested in the Fund may come from professional money managers and investors who use the Fund as part of active trading or tactical asset allocation strategies. These strategies often call for frequent trading to take advantage of anticipated changes in market conditions, which could increase portfolio turnover and may result in additional costs for the Fund. In addition, large movements of assets into and out of the Fund may have a negative impact on the Fund's ability to achieve its investment objective or maintain a consistent level of operating expenses. In certain circumstances, the Fund's expense ratio may vary from current estimates or the historical ratio disclosed in this Prospectus.

• **Early Close/Late Close/Trading Halt Risk** — An exchange or market may close early, close late or issue trading halts on specific securities or financial instruments. As a result, the ability to trade certain securities or financial instruments may be restricted, which may result in the Fund being unable to trade those and other related financial instruments at all. In these circumstances, the Fund may be unable to rebalance its portfolio, may be unable to accurately price its investments and/or may incur substantial trading losses.

• **Liquidity Risk** — In certain circumstances, such as the disruption of the orderly markets for the financial instruments in which the Fund invests, the Fund might not be able to acquire or dispose of certain holdings quickly or at prices that represent true market value in the judgment of ProFund Advisors. Markets for the financial instruments in which the Fund invests may be disrupted by a number of events, including but not limited to economic crises, political crises, health crises, natural disasters, excessive volatility, new legislation, or regulatory changes inside or outside of the U.S. For example, regulation limiting the ability of certain financial institutions to invest in certain financial instruments would likely reduce the liquidity of those instruments. These situations may prevent the Fund from limiting losses, realizing gains or achieving a high leveraged correlation with the Index.

• **Portfolio Turnover Risk** — The Fund may incur high portfolio turnover to manage the Fund's investment exposure. Additionally, active trading of the Fund's shares may cause more frequent purchase and sales activities that could, in certain circumstances, increase the number of portfolio transactions. High levels of portfolio transactions increase brokerage and other transaction costs and may result in increased taxable capital gains. Each of these factors could have a negative impact on the performance of the Fund.

• **Tax Risk** — In order to qualify for the special tax treatment accorded a regulated investment company (“RIC”) and its shareholders, the Fund must derive at least 90% of its gross

income for each taxable year from “qualifying income,” meet certain asset diversification tests at the end of each taxable quarter, and meet annual distribution requirements. The Fund’s pursuit of its investment strategies will potentially be limited by the Fund’s intention to qualify for such treatment and could adversely affect the Fund’s ability to so qualify. The Fund can make certain investments, the treatment of which for these purposes is unclear. If, in any year, the Fund were to fail to qualify for the special tax treatment accorded a RIC and its shareholders, and were ineligible to or were not to cure such failure, the Fund would be taxed in the same manner as an ordinary corporation subject to U.S. federal income tax on all its income at the fund level. The resulting taxes could substantially reduce the Fund’s net assets and the amount of income available for distribution. In addition, in order to requalify for taxation as a RIC, the Fund could be required to recognize unrealized gains, pay substantial taxes and interest, and make certain distributions. Please see the Statement of Additional Information for more information.

- **Valuation Risk** — In certain circumstances (e.g., if ProFund Advisors believes market quotations do not accurately reflect the fair value of an investment, or a trading halt closes an exchange or market early), ProFund Advisors may, in its sole discretion, choose to determine a fair value price as the basis for determining the market value of such investment for such day. The fair value of an investment determined by ProFund Advisors may be different from other value determinations of the same investment. Portfolio investments that are valued using techniques other than market quotations, including “fair valued” investments, may be subject to greater fluctuation in their value from one day to the next than would be the case if market quotations were used. In addition, there is no assurance that the Fund could sell a portfolio investment for the value established for it at any time, and it is possible that the Fund would incur a loss because a portfolio investment is sold at a discount to its established value.

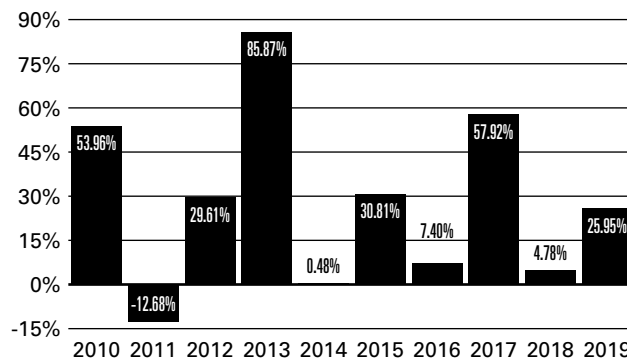
Please see “Investment Objectives, Principal Investment Strategies and Related Risks” in the Fund’s Prospectus for additional details.

Investment Results

The bar chart below shows how the Fund’s investment results for Investor Class shares have varied from year to year, and the table shows how the Fund’s average annual total returns for various periods compare with different broad measures of market performance. Performance for Service Class shares would differ to the extent their fees and expenses differ. This information provides some indication of the risks of investing in the Fund. In addition, the Fund’s performance information reflects applicable fee waivers and/or expense limitations, if any, in effect during the periods presented. Absent such fee waivers/expense limitations, if any, performance would have been lower. Past results (before and after taxes) are not predictive of future

results. Updated information on the Fund’s results can be obtained by visiting the Fund’s website (www.profund.com).

Annual Returns as of December 31



Best Quarter (ended 9/30/2010): **39.46%**

Worst Quarter (ended 9/30/2011): **-28.54%**

The year-to-date return as of the most recent quarter, which ended September 30, 2020, was 49.65%.

Average Annual Total Returns

As of December 31, 2019

	One Year	Five Years	Ten Years	Inception Date
Investor Class Shares				6/19/2000
– Before Taxes	25.95%	23.97%	25.28%	
– After Taxes on Distributions	25.91%	22.52%	23.94%	
– After Taxes on Distributions and Sale of Shares	15.39%	18.95%	21.38%	
Service Class Shares	24.69%	22.74%	24.04%	6/19/2000
S&P 500^{®1}	31.49%	11.70%	13.56%	
Dow Jones Internet CompositeSM Index¹	20.08%	18.46%	19.35%	

1 Reflects no deduction for fees, expenses or taxes. Adjusted to reflect the reinvestment of dividends paid by issuers in the Index.

Average annual total returns are shown on a before- and after-tax basis for Investor Class shares only. After-tax returns for Service Class shares will vary. After-tax returns are calculated using the historical highest individual federal marginal income tax rates and do not reflect the impact of state and local taxes. Actual after-tax returns depend on an investor’s tax situation and may differ from those shown. After-tax returns shown are not relevant to investors who hold the Fund’s shares through tax-deferred arrangements, such as a retirement account. After-tax returns may exceed the return before taxes due to a tax benefit from realizing a capital loss on a sale of shares.

Annual returns are required to be shown and should not be interpreted as suggesting that the Fund should or should not be held for longer periods of time.

Management

The Fund is advised by ProFund Advisors. Michael Neches, Senior Portfolio Manager, and Tarak Davé, Portfolio Manager, have jointly and primarily managed the Fund since October 2013 and April 2018, respectively.

Purchase and Sale of Fund Shares

The **minimum initial investment** amounts for all classes, which may be waived at the discretion of the Fund, are:

- \$5,000 for accounts that list a financial professional.
- \$15,000 for self-directed accounts.

You may purchase, redeem or exchange Fund shares on any day which the New York Stock Exchange is open for business. Depending on where your account is held, you may redeem your shares by contacting your financial professional or the Fund by mail, telephone, wire transfer or on-line (www.profund.com).

Tax Information

The Fund's distributions generally are taxable, and will be taxed as ordinary income, qualified dividend income or capital gains,

unless you are investing through a tax-advantaged arrangement, such as a 401(k) plan or an individual retirement account. You may be taxed later upon withdrawal of monies from such tax-advantaged arrangements.

The Fund intends to distribute income, if any, and capital gains, if any, at least annually.

Payments to Broker-Dealers and Other Financial Intermediaries

If you purchase Fund shares through a financial intermediary, such as a broker-dealer or investment adviser, the Fund and its distributor may pay the intermediary for the sale of Fund shares and related services. These payments may create a conflict of interest by influencing the broker-dealer or other financial intermediary to recommend the Fund over another investment. Ask your financial intermediary or visit your financial intermediary's website for more information.

Investment Objective

Large-Cap Growth ProFund (the “Fund”) seeks investment results, before fees and expenses, that track the performance of the S&P 500[®] Growth Index (the “Index”).

Fees and Expenses of the Fund

The table below describes the fees and expenses that you may pay if you buy, hold, and sell shares of the Fund. You may pay other fees, such as brokerage commissions and other fees to financial intermediaries, which are not reflected in the tables and examples below.

Shareholder Fees

(fees paid directly from your investment)

Wire Fee \$10

Annual Fund Operating Expenses

(expenses that you pay each year as a percentage of the value of your investment)

	Investor Class	Service Class
Investment Advisory Fees	0.75%	0.75%
Distribution and Service (12b-1) Fees	0.00%	1.00%
Other Expenses	0.94%	0.94%
Total Annual Fund Operating Expenses¹	1.69%	2.69%

¹ ProFund Advisors LLC (“ProFund Advisors”) has contractually agreed to waive Investment Advisory and Management Services Fees and to reimburse Other Expenses to the extent Total Annual Fund Operating Expenses Before Fee Waivers and Expense Reimbursements, as a percentage of average daily net assets, exceed 1.95% for Investor Class shares and 2.95% for Service Class shares through November 30, 2021. After such date, the expense limitation may be terminated or revised by ProFund Advisors. Amounts waived or reimbursed in a particular contractual period may be recouped by ProFund Advisors within three years of the end of that contractual period, however, such recoupment will be limited to the lesser of any expense limitation in place at the time of recoupment or the expense limitation in place at the time of waiver or reimbursement.

Example: This example is intended to help you compare the cost of investing in the Fund with the cost of investing in other funds.

The example assumes that you invest \$10,000 in the Fund for the time periods indicated and then redeem all of your shares at the end of each period. The example also assumes that your investment has a 5% return each year and that the Fund’s operating expenses remain the same. Although your actual costs may be higher or lower, based on these assumptions your approximate costs would be:

	1Year	3Years	5Years	10Years
Investor Class	\$172	\$533	\$918	\$1,998
Service Class	\$272	\$835	\$1,425	\$3,022

The Fund pays transaction and financing costs associated with the purchase and sale of securities and derivatives. These costs are not reflected in the table or the example above.

Portfolio Turnover

The Fund pays transaction costs, such as commissions, when it buys and sells securities (or “turns over” its portfolio). A higher portfolio turnover rate may indicate higher transaction costs and may result in higher taxes when the Fund’s shares are held in a taxable account. These costs, which are not reflected in the Annual Fund Operating Expenses or in the example above, affect the Fund’s performance. During the most recent fiscal year, the Fund’s annual portfolio turnover rate was 358% of the average value of its entire portfolio. This portfolio turnover rate is calculated without regard to cash instruments or derivatives transactions. If such transactions were included, the Fund’s portfolio turnover rate would be significantly higher.

Principal Investment Strategies

The Fund invests in financial instruments that ProFund Advisors believes, in combination, should track the performance of the Index.

The Index is constructed and maintained by S&P Dow Jones Indices LLC. The Index is designed to provide a comprehensive measure of large-cap U.S. equity “growth” performance. It is an unmanaged float-adjusted, market capitalization weighted index comprising of stocks from the S&P 500 that have been identified as being on the growth end of the growth-value spectrum as determined by S&P Dow Jones Indices LLC. The Index is published under the Bloomberg ticker symbol “SGX.”

The Fund will invest principally in the financial instruments set forth below. The Fund expects that its cash balances maintained in connection with the use of financial instruments will typically be held in money market instruments.

- **Equity Securities** — The Fund invests in common stock issued by public companies.
- **Derivatives** — The Fund invests in derivatives, which are financial instruments whose value is derived from the value of an underlying asset or assets, such as stocks, bonds, funds (including exchange-traded funds (“ETFs”)), interest rates or indexes. The Fund invests in derivatives as a substitute for investing directly in stocks in order to gain exposure to the Index. These derivatives principally include:
 - **Swap Agreements** — Contracts entered into primarily with major global financial institutions for a specified period ranging from a day to more than one year. In a standard “swap” transaction, two parties agree to exchange the return (or differentials in rates of return) earned or realized on particular predetermined investments or instruments. The gross return to be exchanged or “swapped” between the parties is calculated with respect to a “notional amount,” e.g., the return on or change in value of a particular dollar amount invested in a “basket” of securities or an ETF representing a particular index.

- **Futures Contracts** — Standardized contracts traded on, or subject to the rules of, an exchange that call for the future delivery of a specified quantity and type of asset at a specified time and place or, alternatively, may call for cash settlement.
- **Money Market Instruments** — The Fund invests in short-term cash instruments that have a remaining maturity of 397 days or less and exhibit high quality credit profiles, for example:
 - **U.S. Treasury Bills** — U.S. government securities that have initial maturities of one year or less, and are supported by the full faith and credit of the U.S. government.
 - **Repurchase Agreements** — Contracts in which a seller of securities, usually U.S. government securities or other money market instruments, agrees to buy the securities back at a specified time and price. Repurchase agreements are primarily used by the Fund as a short-term investment vehicle for cash positions.

ProFund Advisors uses a mathematical approach to investing. Using this approach, ProFund Advisors determines the type, quantity and mix of investment positions that it believes, in combination, the Fund should hold to produce returns consistent with the Fund's investment objective. The Fund may invest in or gain exposure to only a representative sample of the securities in the Index or to securities not contained in the Index or in financial instruments, with the intent of obtaining exposure with aggregate characteristics similar to those of the Index. In managing the assets of the Fund, ProFund Advisors does not invest the assets of the Fund in securities or financial instruments based on ProFund Advisors' view of the investment merit of a particular security, instrument, or company, nor does it conduct conventional investment research or analysis or forecast market movement or trends.

The Fund will concentrate or focus its investments in a particular industry or group of industries to approximately the same extent the Index is so concentrated or focused.

As of July 31, 2020, the Index was concentrated in the information technology industry group.

The Fund may operate as "non-diversified" as defined under the Investment Company Act of 1940, as amended, to the extent necessary to approximate the composition of the Index.

Please see "Investment Objectives, Principal Investment Strategies and Related Risks" in the Fund's Prospectus for additional details.

Principal Risks

You could lose money by investing in the Fund.

The principal risks described below are intended to provide information about the factors likely to have a significant adverse impact on the Fund's returns and consequently the value of an investment in the Fund. The risks are presented in an order intended to facilitate readability and their order does not imply

that the realization of one risk is more likely to occur than another risk or likely to have a greater adverse impact than another risk.

- **Risks Associated with the Use of Derivatives** — Investing in derivatives may be considered aggressive and may expose the Fund to greater risks and may result in larger losses or smaller gains than investing directly in the reference asset(s) underlying those derivatives. These risks include counterparty risk, liquidity risk and increased correlation risk. When the Fund uses derivatives, there may be imperfect correlation between the value of the reference asset(s) underlying the derivative (e.g., the Index) and the derivative, which may prevent the Fund from achieving its investment objective. Because derivatives often require only a limited initial investment, the use of derivatives also may expose the Fund to losses in excess of those amounts initially invested. The Fund may use a combination of swaps on the Index and swaps on an ETF that is designed to track the performance of the Index. The performance of an ETF may not track the performance of the Index due to embedded costs and other factors. Thus, to the extent the Fund invests in swaps that use an ETF as the reference asset, the Fund may be subject to greater correlation risk and may not achieve as high a degree of correlation with the Index as it would if the Fund only used swaps on the Index. Moreover, with respect to the use of swap agreements, if the Index has a dramatic intraday move that causes a material decline in the Fund's net assets, the terms of a swap agreement between the Fund and its counterparty may permit the counterparty to immediately close out the transaction with the Fund. In that event, the Fund may be unable to enter into another swap agreement or invest in other derivatives to achieve the desired exposure consistent with the Fund's investment objective. This, in turn, may prevent the Fund from achieving its investment objective, even if the Index reverses all or a portion of its intraday move by the end of the day. As a result, the value of an investment in the Fund may change quickly and without warning. Any costs associated with using derivatives will also have the effect of lowering the Fund's return.
- **Correlation Risk** — A number of factors may affect the Fund's ability to achieve a high degree of correlation with the Index, and there is no guarantee that the Fund will achieve a high degree of correlation. Failure to achieve a high degree of correlation may prevent the Fund from achieving its investment objective.

Factors that may adversely affect the Fund's correlation with the Index include fees, expenses, transaction costs, income items, valuation methodology, accounting standards and disruptions or illiquidity in the markets for the financial instruments in which the Fund invests. The Fund may not have investment exposure to all of the securities in the Index, or its weighting of investment exposure to securities may be different from that of the Index. In addition, the Fund may invest in securities not included in the Index. The Fund may

take or refrain from taking positions in order to improve tax efficiency, comply with regulatory restrictions, or for other reasons, each of which may negatively affect the Fund's correlation with the Index. The Fund may also be subject to large movements of assets into and out of the Fund, potentially resulting in the Fund being over- or underexposed to the Index and may be impacted by Index reconstitutions and Index rebalancing events. Additionally, the Fund's underlying investments may trade on markets that may not be open on the same day as the Fund, which may cause a difference between the change in the performance of the Fund and change in the level of the Index on such day. Any of these factors could decrease correlation between the performance of the Fund and the Index and may hinder the Fund's ability to meet its investment objective.

- **Counterparty Risk** — Investing in derivatives and repurchase agreements involves entering into contracts with third parties (i.e., counterparties). The use of derivatives involves risks that are different from those associated with ordinary portfolio securities transactions. The Fund will be subject to credit risk (i.e., the risk that a counterparty is or is perceived to be unwilling or unable to make timely payments or otherwise meet its contractual obligations) with respect to the amount it expects to receive from counterparties to derivatives and repurchase agreements entered into by the Fund. If a counterparty becomes bankrupt or fails to perform its obligations, or if any collateral posted by the counterparty for the benefit of the Fund is insufficient or there are delays in the Fund's ability to access such collateral, the value of an investment in the Fund may decline.

The counterparty to a listed futures contracts is the clearing organization for the listed future, which is held through a futures commission merchant ("FCM") acting on behalf of the Fund. Consequently, the counterparty risk on a listed futures contract is the creditworthiness of the FCM and the exchange's clearing corporation.

- **Exposure to Large-Cap Company Investment Risk** — Although returns on investments in large-cap companies are often perceived as being less volatile than the returns of companies with smaller market capitalizations, the return on large-cap securities could trail the returns on investments in smaller and mid-sized companies for a number of reasons. For example, large-cap companies may be unable to respond quickly to new competitive challenges, such as changes in technology, and also may not be able to attain the high growth rate of successful smaller companies.
- **Growth Investing Risk** — An investment in growth stocks may be susceptible to rapid price swings, especially during periods of economic uncertainty. Growth stocks typically have little or no dividend income to cushion the effect of adverse market conditions and may be particularly volatile in the event of earnings disappointments or other financial difficulties experienced by the issuer.

- **Equity and Market Risk** — Equity markets are volatile, and the value of securities, swaps, futures and other instruments correlated with equity markets may fluctuate dramatically from day to day. Equity markets are subject to corporate, political, regulatory, market and economic developments, as well as developments that impact specific economic sectors, industries or segments of the market. Further, stocks in the Index may underperform other equity investments. Volatility in the markets and/or market developments may cause the value of an investment in the Fund to decrease over short or long periods of time.
- **Concentration and Focused Investing** — The Index may concentrate (i.e., composed of securities that represent 25 percent or more of the value of the Index) or focus (i.e., composed of securities that represent a substantial portion of its value, but less than 25 percent) in an industry or group of industries. The Fund will allocate its investments to approximately the same extent as the Index. As a result, the Fund may be subject to greater market fluctuations than a fund that is more broadly invested across industries. Financial, economic, business, regulatory conditions, and other developments affecting issuers in a particular industry or group of industries will have a greater effect on the Fund, and if securities of the particular industry or group of industries as a group fall out of favor, the Fund could underperform, or its net asset value may be more volatile than, funds that have greater industry diversification.
- **Natural Disaster/Epidemic Risk** — Natural or environmental disasters, such as earthquakes, fires, floods, hurricanes, tsunamis and other severe weather-related phenomena generally, and widespread disease, including pandemics and epidemics (for example, the novel coronavirus COVID-19), have been and can be highly disruptive to economies and markets and have recently led, and may continue to lead, to increased market volatility and significant market losses. Such natural disaster and health crises could exacerbate political, social, and economic risks, and result in significant breakdowns, delays, shutdowns, social isolation, and other disruptions to important global, local and regional supply chains affected, with potential corresponding results on the operating performance of the Fund and its investments. A climate of uncertainty and panic, including the contagion of infectious viruses or diseases, may adversely affect global, regional, and local economies and reduce the availability of potential investment opportunities, and increases the difficulty of performing due diligence and modeling market conditions, potentially reducing the accuracy of financial projections. Under these circumstances, the Fund may have difficulty achieving its investment objectives which may adversely impact Fund performance. Further, such events can be highly disruptive to economies and markets, significantly disrupt the operations of individual companies (including, but not limited to, the Fund's

investment advisor, third party service providers, and counterparties), sectors, industries, markets, securities and commodity exchanges, currencies, interest and inflation rates, credit ratings, investor sentiment, and other factors affecting the value of the Fund's investments. These factors can cause substantial market volatility, exchange trading suspensions and closures, changes in the availability of and the margin requirements for certain instruments, and can impact the ability of the Fund to complete redemptions and otherwise affect Fund performance and Fund trading in the secondary market. A widespread crisis would also affect the global economy in ways that cannot necessarily be foreseen. How long such events will last and whether they will continue or recur cannot be predicted. Impacts from these could have a significant impact on the Fund's performance, resulting in losses to your investment.

• **Risk that Current Assumptions and Expectations Could Become Outdated As a Result of Global Economic Shock** —

The onset of the novel coronavirus (COVID-19) has caused significant shocks to global financial markets and economies, with many governments taking extreme actions to slow and contain the spread of COVID-19. These actions have had, and likely will continue to have, a severe economic impact on global economies as economic activity in some instances has essentially ceased. Financial markets across the globe are experiencing severe distress at least equal to what was experienced during the global financial crisis in 2008. In March 2020, U.S. equity markets entered a bear market in the fastest such move in the history of U.S. financial markets. During much of 2020, the unemployment rate in the U.S. has been extremely high by historical standards. It is not possible to predict when unemployment and market conditions will return to more normal levels. The global economic shocks being experienced as of the date hereof may cause the underlying assumptions and expectations of the Fund to become outdated quickly or inaccurate, resulting in significant losses.

- **Non-Diversification Risk** — To the extent that the Fund operates as “non-diversified” as necessary to approximate the composition of the Index, it may be subject to certain risks. A non-diversified fund may invest a relatively high percentage of its assets in the securities of a small number of issuers. This may increase the Fund's volatility and increase the risk that the Fund's performance will decline based on the performance of a single issuer.
- **Index Performance Risk** — The Index maintained by a third party provider unaffiliated with the Fund or ProFund Advisors. There can be no guarantee or assurance that the methodology used by the third party provider to create the Index will result in the Fund achieving positive returns. Further, there can be no guarantee that the methodology underlying the Index or the daily calculation of the Index will be free from error. It is also possible that the value of the

Index may be subject to intentional manipulation by third-party market participants. The Index used by the Fund may underperform other asset classes and may underperform other similar indices. Each of these factors could have a negative impact on the performance of the Fund.

- **Active Investor Risk** — The Fund permits short-term trading of its securities. A significant portion of assets invested in the Fund may come from professional money managers and investors who use the Fund as part of active trading or tactical asset allocation strategies. These strategies often call for frequent trading to take advantage of anticipated changes in market conditions, which could increase portfolio turnover and may result in additional costs for the Fund. In addition, large movements of assets into and out of the Fund may have a negative impact on the Fund's ability to achieve its investment objective or maintain a consistent level of operating expenses. In certain circumstances, the Fund's expense ratio may vary from current estimates or the historical ratio disclosed in this Prospectus.
- **Early Close/Late Close/Trading Halt Risk** — An exchange or market may close early, close late or issue trading halts on specific securities or financial instruments. As a result, the ability to trade certain securities or financial instruments may be restricted, which may result in the Fund being unable to trade those and other related financial instruments at all. In these circumstances, the Fund may be unable to rebalance its portfolio, may be unable to accurately price its investments and/or may incur substantial trading losses.
- **Liquidity Risk** — In certain circumstances, such as the disruption of the orderly markets for the financial instruments in which the Fund invests, the Fund might not be able to acquire or dispose of certain holdings quickly or at prices that represent true market value in the judgment of ProFund Advisors. Markets for the financial instruments in which the Fund invests may be disrupted by a number of events, including but not limited to economic crises, political crises, health crises, natural disasters, excessive volatility, new legislation, or regulatory changes inside or outside of the U.S. For example, regulation limiting the ability of certain financial institutions to invest in certain financial instruments would likely reduce the liquidity of those instruments. These situations may prevent the Fund from limiting losses, realizing gains or achieving a high correlation with the Index.
- **Portfolio Turnover Risk** — The Fund may incur high portfolio turnover to manage the Fund's investment exposure. Additionally, active trading of the Fund's shares may cause more frequent purchase and sales activities that could, in certain circumstances, increase the number of portfolio transactions. High levels of portfolio transactions increase brokerage and other transaction costs and may result in increased taxable capital gains. Each of these factors could have a negative impact on the performance of the Fund.

• **Tax Risk** — In order to qualify for the special tax treatment accorded a regulated investment company (“RIC”) and its shareholders, the Fund must derive at least 90% of its gross income for each taxable year from “qualifying income,” meet certain asset diversification tests at the end of each taxable quarter, and meet annual distribution requirements. The Fund’s pursuit of its investment strategies will potentially be limited by the Fund’s intention to qualify for such treatment and could adversely affect the Fund’s ability to so qualify. The Fund can make certain investments, the treatment of which for these purposes is unclear. If, in any year, the Fund were to fail to qualify for the special tax treatment accorded a RIC and its shareholders, and were ineligible to or were not to cure such failure, the Fund would be taxed in the same manner as an ordinary corporation subject to U.S. federal income tax on all its income at the fund level. The resulting taxes could substantially reduce the Fund’s net assets and the amount of income available for distribution. In addition, in order to requalify for taxation as a RIC, the Fund could be required to recognize unrealized gains, pay substantial taxes and interest, and make certain distributions. Please see the Statement of Additional Information for more information.

• **Valuation Risk** — In certain circumstances (e.g., if ProFund Advisors believes market quotations do not accurately reflect the fair value of an investment, or a trading halt closes an exchange or market early), ProFund Advisors may, in its sole discretion, choose to determine a fair value price as the basis for determining the market value of such investment for such day. The fair value of an investment determined by ProFund Advisors may be different from other value determinations of the same investment. Portfolio investments that are valued using techniques other than market quotations, including “fair valued” investments, may be subject to greater fluctuation in their value from one day to the next than would be the case if market quotations were used. In addition, there is no assurance that the Fund could sell a portfolio investment for the value established for it at any time, and it is possible that the Fund would incur a loss because a portfolio investment is sold at a discount to its established value.

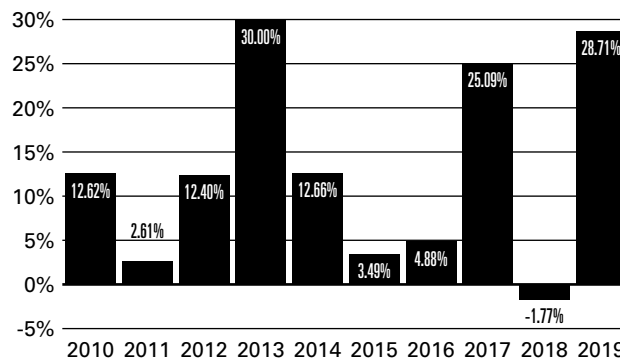
Please see “Investment Objectives, Principal Investment Strategies and Related Risks” in the Fund’s Prospectus for additional details.

Investment Results

The bar chart below shows how the Fund’s investment results for Investor Class shares have varied from year to year, and the table shows how the Fund’s average annual total returns for various periods compare with a broad measure of market performance. Performance for Service Class shares would differ to the extent their fees and expenses differ. This information provides some indication of the risks of investing in the Fund. In addition, the Fund’s performance information reflects applicable fee waivers and/or expense limitations, if any, in effect during the periods presented. Absent such fee waivers/expense limitations, if any,

performance would have been lower. Past results (before and after taxes) are not predictive of future results. Updated information on the Fund’s results can be obtained by visiting the Fund’s website (www.profund.com).

Annual Returns as of December 31



Best Quarter (ended 3/31/2019): **14.51%**

Worst Quarter (ended 12/31/2018): **-15.15%**

The year-to-date return as of the most recent quarter, which ended September 30, 2020, was 18.54%.

Average Annual Total Returns

As of December 31, 2019

	One Year	Five Years	Ten Years	Inception Date
Investor Class Shares				10/1/2002
– Before Taxes	28.71%	11.41%	12.56%	
– After Taxes on Distributions	27.37%	10.93%	12.15%	
– After Taxes on Distributions and Sale of Shares	17.87%	9.04%	10.44%	
Service Class Shares	27.44%	10.31%	11.44%	10/1/2002
S&P 500® Growth Index¹	31.13%	13.52%	14.78%	

1 Reflects no deduction for fees, expenses or taxes. Adjusted to reflect the reinvestment of dividends paid by issuers in the Index.

Average annual total returns are shown on a before- and after-tax basis for the Fund. After-tax returns are calculated using the historical highest individual federal marginal income tax rates and do not reflect the impact of state and local taxes. Actual after-tax returns depend on an investor’s tax situation and may differ from those shown. After-tax returns shown are not relevant to investors who hold shares through tax-deferred arrangements, such as a retirement account. After-tax returns may exceed the return before taxes due to a tax benefit from realizing a capital loss on a sale of shares.

Management

The Fund is advised by ProFund Advisors. Michael Neches, Senior Portfolio Manager, and Devin Sullivan, Portfolio Manager, have jointly and primarily managed the Fund since October 2013 and April 2018, respectively.

Purchase and Sale of Fund Shares

The **minimum initial investment** amounts for all classes, which may be waived at the discretion of the Fund, are:

- \$5,000 for accounts that list a financial professional.
- \$15,000 for self-directed accounts.

You may purchase, redeem or exchange Fund shares on any day which the New York Stock Exchange is open for business. Depending on where your account is held, you may redeem your shares by contacting your financial professional or the Fund by mail, telephone, wire transfer or on-line (www.profund.com).

Tax Information

The Fund's distributions generally are taxable, and will be taxed as ordinary income, qualified dividend income or capital gains, unless you are investing through a tax-advantaged arrangement,

such as a 401(k) plan or an individual retirement account. You may be taxed later upon withdrawal of monies from such tax-advantaged arrangements.

The Fund intends to distribute income, if any, and capital gains, if any, at least annually.

Payments to Broker-Dealers and Other Financial Intermediaries

If you purchase Fund shares through a financial intermediary, such as a broker-dealer or investment adviser, the Fund and its distributor may pay the intermediary for the sale of Fund shares and related services. These payments may create a conflict of interest by influencing the broker-dealer or other financial intermediary to recommend the Fund over another investment. Ask your financial intermediary or visit your financial intermediary's website for more information.

Investment Objective

Large-Cap Value ProFund (the “Fund”) seeks investment results, before fees and expenses, that track the performance of the S&P 500[®] Value Index (the “Index”).

Fees and Expenses of the Fund

The table below describes the fees and expenses that you may pay if you buy, hold, and sell shares of the Fund. You may pay other fees, such as brokerage commissions and other fees to financial intermediaries, which are not reflected in the tables and examples below.

Shareholder Fees

(fees paid directly from your investment)

Wire Fee \$10

Annual Fund Operating Expenses

(expenses that you pay each year as a percentage of the value of your investment)

	Investor Class	Service Class
Investment Advisory Fees	0.75%	0.75%
Distribution and Service (12b-1) Fees	0.00%	1.00%
Other Expenses	0.97%	0.97%
Total Annual Fund Operating Expenses¹	1.72%	2.72%

¹ ProFund Advisors LLC (“ProFund Advisors”) has contractually agreed to waive Investment Advisory and Management Services Fees and to reimburse Other Expenses to the extent Total Annual Fund Operating Expenses Before Fee Waivers and Expense Reimbursements, as a percentage of average daily net assets, exceed 1.95% for Investor Class shares and 2.95% for Service Class shares through November 30, 2021. After such date, the expense limitation may be terminated or revised by ProFund Advisors. Amounts waived or reimbursed in a particular contractual period may be recouped by ProFund Advisors within three years of the end of that contractual period, however, such recoupment will be limited to the lesser of any expense limitation in place at the time of recoupment or the expense limitation in place at the time of waiver or reimbursement.

Example: This example is intended to help you compare the cost of investing in the Fund with the cost of investing in other funds.

The example assumes that you invest \$10,000 in the Fund for the time periods indicated and then redeem all of your shares at the end of each period. The example also assumes that your investment has a 5% return each year and that the Fund’s operating expenses remain the same. Although your actual costs may be higher or lower, based on these assumptions your approximate costs would be:

	1Year	3Years	5Years	10Years
Investor Class	\$175	\$542	\$933	\$2,030
Service Class	\$275	\$844	\$1,440	\$3,051

The Fund pays transaction and financing costs associated with the purchase and sale of securities and derivatives. These costs are not reflected in the table or the example above.

Portfolio Turnover

The Fund pays transaction costs, such as commissions, when it buys and sells securities (or “turns over” its portfolio). A higher portfolio turnover rate may indicate higher transaction costs and may result in higher taxes when the Fund’s shares are held in a taxable account. These costs, which are not reflected in the Annual Fund Operating Expenses or in the example above, affect the Fund’s performance. During the most recent fiscal year, the Fund’s annual portfolio turnover rate was 481% of the average value of its entire portfolio. This portfolio turnover rate is calculated without regard to cash instruments or derivatives transactions. If such transactions were included, the Fund’s portfolio turnover rate would be significantly higher.

Principal Investment Strategies

The Fund invests in financial instruments that ProFund Advisors believes, in combination, should track the performance of the Index.

The Index is constructed and maintained by S&P Dow Jones Indices LLC. The Index is designed to provide a comprehensive measure of large-cap U.S. equity “value” performance. It is an unmanaged float-adjusted, market capitalization-weighted index comprising of stocks from the S&P 500 that have been identified as being on the value end of the growth-value spectrum as determined by S&P Dow Jones Indices LLC. The Index is published under the Bloomberg ticker symbol “SVX.”

The Fund will invest principally in the financial instruments set forth below. The Fund expects that its cash balances maintained in connection with the use of financial instruments will typically be held in money market instruments.

- **Equity Securities** — The Fund invests in common stock issued by public companies.
- **Derivatives** — The Fund invests in derivatives, which are financial instruments whose value is derived from the value of an underlying asset or assets, such as stocks, bonds, funds (including exchange-traded funds (“ETFs”)), interest rates or indexes. The Fund invests in derivatives as a substitute for investing directly in stocks in order to gain exposure to the Index. These derivatives principally include:
 - **Swap Agreements** — Contracts entered into primarily with major global financial institutions for a specified period ranging from a day to more than one year. In a standard “swap” transaction, two parties agree to exchange the return (or differentials in rates of return) earned or realized on particular predetermined investments or instruments. The gross return to be exchanged or “swapped” between the parties is calculated with respect to a “notional amount,” e.g., the return on or change in value of a particular dollar amount invested in a “basket” of securities or an ETF representing a particular index.

- **Futures Contracts** — Standardized contracts traded on, or subject to the rules of, an exchange that call for the future delivery of a specified quantity and type of asset at a specified time and place or, alternatively, may call for cash settlement.
- **Money Market Instruments** — The Fund invests in short-term cash instruments that have a remaining maturity of 397 days or less and exhibit high quality credit profiles, for example:
 - **U.S. Treasury Bills** — U.S. government securities that have initial maturities of one year or less, and are supported by the full faith and credit of the U.S. government.
 - **Repurchase Agreements** — Contracts in which a seller of securities, usually U.S. government securities or other money market instruments, agrees to buy the securities back at a specified time and price. Repurchase agreements are primarily used by the Fund as a short-term investment vehicle for cash positions.

ProFund Advisors uses a mathematical approach to investing. Using this approach, ProFund Advisors determines the type, quantity and mix of investment positions that it believes, in combination, the Fund should hold to produce returns consistent with the Fund's investment objective. The Fund may invest in or gain exposure to only a representative sample of the securities in the Index or to securities not contained in the Index or in financial instruments, with the intent of obtaining exposure with aggregate characteristics similar to those of the Index. In managing the assets of the Fund, ProFund Advisors does not invest the assets of the Fund in securities or financial instruments based on ProFund Advisors' view of the investment merit of a particular security, instrument, or company, nor does it conduct conventional investment research or analysis or forecast market movement or trends.

The Fund will concentrate or focus its investments in a particular industry or group of industries to approximately the same extent the Index is so concentrated or focused.

As of July 31, 2020, the Index was not concentrated in an industry group, but was focused in the financials and health care industry groups.

Please see "Investment Objectives, Principal Investment Strategies and Related Risks" in the Fund's Prospectus for additional details.

Principal Risks

You could lose money by investing in the Fund.

The principal risks described below are intended to provide information about the factors likely to have a significant adverse impact on the Fund's returns and consequently the value of an investment in the Fund. The risks are presented in an order intended to facilitate readability and their order does not imply that the realization of one risk is more likely to occur than

another risk or likely to have a greater adverse impact than another risk.

- **Risks Associated with the Use of Derivatives** — Investing in derivatives may be considered aggressive and may expose the Fund to greater risks and may result in larger losses or smaller gains than investing directly in the reference asset(s) underlying those derivatives. These risks include counterparty risk, liquidity risk and increased correlation risk. When the Fund uses derivatives, there may be imperfect correlation between the value of the reference asset(s) underlying the derivative (e.g., the Index) and the derivative, which may prevent the Fund from achieving its investment objective. Because derivatives often require only a limited initial investment, the use of derivatives also may expose the Fund to losses in excess of those amounts initially invested. The Fund may use a combination of swaps on the Index and swaps on an ETF that is designed to track the performance of the Index. The performance of an ETF may not track the performance of the Index due to embedded costs and other factors. Thus, to the extent the Fund invests in swaps that use an ETF as the reference asset, the Fund may be subject to greater correlation risk and may not achieve as high a degree of correlation with the Index as it would if the Fund only used swaps on the Index. Moreover, with respect to the use of swap agreements, if the Index has a dramatic intraday move that causes a material decline in the Fund's net assets, the terms of a swap agreement between the Fund and its counterparty may permit the counterparty to immediately close out the transaction with the Fund. In that event, the Fund may be unable to enter into another swap agreement or invest in other derivatives to achieve the desired exposure consistent with the Fund's investment objective. This, in turn, may prevent the Fund from achieving its investment objective, even if the Index reverses all or a portion of its intraday move by the end of the day. As a result, the value of an investment in the Fund may change quickly and without warning. Any costs associated with using derivatives will also have the effect of lowering the Fund's return.

- **Correlation Risk** — A number of factors may affect the Fund's ability to achieve a high degree of correlation with the Index, and there is no guarantee that the Fund will achieve a high degree of correlation. Failure to achieve a high degree of correlation may prevent the Fund from achieving its investment objective.

Factors that may adversely affect the Fund's correlation with the Index include fees, expenses, transaction costs, income items, valuation methodology, accounting standards and disruptions or illiquidity in the markets for the financial instruments in which the Fund invests. The Fund may not have investment exposure to all of the securities in the Index, or its weighting of investment exposure to securities may be different from that of the Index. In addition, the Fund may

invest in securities not included in the Index. The Fund may take or refrain from taking positions in order to improve tax efficiency, comply with regulatory restrictions, or for other reasons, each of which may negatively affect the Fund's correlation with the Index. The Fund may also be subject to large movements of assets into and out of the Fund, potentially resulting in the Fund being over- or underexposed to the Index and may be impacted by Index reconstitutions and Index rebalancing events. Additionally, the Fund's underlying investments may trade on markets that may not be open on the same day as the Fund, which may cause a difference between the change in the performance of the Fund and change in the level of the Index on such day. Any of these factors could decrease correlation between the performance of the Fund and the Index and may hinder the Fund's ability to meet its investment objective.

- **Counterparty Risk** — Investing in derivatives and repurchase agreements involves entering into contracts with third parties (i.e., counterparties). The use of derivatives involves risks that are different from those associated with ordinary portfolio securities transactions. The Fund will be subject to credit risk (i.e., the risk that a counterparty is or is perceived to be unwilling or unable to make timely payments or otherwise meet its contractual obligations) with respect to the amount it expects to receive from counterparties to derivatives and repurchase agreements entered into by the Fund. If a counterparty becomes bankrupt or fails to perform its obligations, or if any collateral posted by the counterparty for the benefit of the Fund is insufficient or there are delays in the Fund's ability to access such collateral, the value of an investment in the Fund may decline.

The counterparty to a listed futures contracts is the clearing organization for the listed future, which is held through a futures commission merchant ("FCM") acting on behalf of the Fund. Consequently, the counterparty risk on a listed futures contract is the creditworthiness of the FCM and the exchange's clearing corporation.

- **Exposure to Large-Cap Company Investment Risk** — Although returns on investments in large-cap companies are often perceived as being less volatile than the returns of companies with smaller market capitalizations, the return on large-cap securities could trail the returns on investments in smaller and mid-sized companies for a number of reasons. For example, large-cap companies may be unable to respond quickly to new competitive challenges, such as changes in technology, and also may not be able to attain the high growth rate of successful smaller companies.
- **Value Investing Risk** — Value investing carries the risk that the market will not recognize a security's intrinsic value for a long time, or that a stock deemed to be undervalued by the relevant index methodology may actually be appropriately priced or overvalued.

- **Equity and Market Risk** — Equity markets are volatile, and the value of securities, swaps, futures and other instruments correlated with equity markets may fluctuate dramatically from day to day. Equity markets are subject to corporate, political, regulatory, market and economic developments, as well as developments that impact specific economic sectors, industries or segments of the market. Further, stocks in the Index may underperform other equity investments. Volatility in the markets and/or market developments may cause the value of an investment in the Fund to decrease over short or long periods of time.

- **Concentration and Focused Investing** — The Index may concentrate (i.e., composed of securities that represent 25 percent or more of the value of the Index) or focus (i.e., composed of securities that represent a substantial portion of its value, but less than 25 percent) in an industry or group of industries. The Fund will allocate its investments to approximately the same extent as the Index. As a result, the Fund may be subject to greater market fluctuations than a fund that is more broadly invested across industries. Financial, economic, business, regulatory conditions, and other developments affecting issuers in a particular industry or group of industries will have a greater effect on the Fund, and if securities of the particular industry or group of industries as a group fall out of favor, the Fund could underperform, or its net asset value may be more volatile than, funds that have greater industry diversification.

- **Natural Disaster/Epidemic Risk** — Natural or environmental disasters, such as earthquakes, fires, floods, hurricanes, tsunamis and other severe weather-related phenomena generally, and widespread disease, including pandemics and epidemics (for example, the novel coronavirus COVID-19), have been and can be highly disruptive to economies and markets and have recently led, and may continue to lead, to increased market volatility and significant market losses. Such natural disaster and health crises could exacerbate political, social, and economic risks, and result in significant breakdowns, delays, shutdowns, social isolation, and other disruptions to important global, local and regional supply chains affected, with potential corresponding results on the operating performance of the Fund and its investments. A climate of uncertainty and panic, including the contagion of infectious viruses or diseases, may adversely affect global, regional, and local economies and reduce the availability of potential investment opportunities, and increases the difficulty of performing due diligence and modeling market conditions, potentially reducing the accuracy of financial projections. Under these circumstances, the Fund may have difficulty achieving its investment objectives which may adversely impact Fund performance. Further, such events can be highly disruptive to economies and markets, significantly disrupt the operations of individual

companies (including, but not limited to, the Fund's investment advisor, third party service providers, and counterparties), sectors, industries, markets, securities and commodity exchanges, currencies, interest and inflation rates, credit ratings, investor sentiment, and other factors affecting the value of the Fund's investments. These factors can cause substantial market volatility, exchange trading suspensions and closures, changes in the availability of and the margin requirements for certain instruments, and can impact the ability of the Fund to complete redemptions and otherwise affect Fund performance and Fund trading in the secondary market. A widespread crisis would also affect the global economy in ways that cannot necessarily be foreseen. How long such events will last and whether they will continue or recur cannot be predicted. Impacts from these could have a significant impact on the Fund's performance, resulting in losses to your investment.

• **Risk that Current Assumptions and Expectations Could Become Outdated As a Result of Global Economic Shock** —

The onset of the novel coronavirus (COVID-19) has caused significant shocks to global financial markets and economies, with many governments taking extreme actions to slow and contain the spread of COVID-19. These actions have had, and likely will continue to have, a severe economic impact on global economies as economic activity in some instances has essentially ceased. Financial markets across the globe are experiencing severe distress at least equal to what was experienced during the global financial crisis in 2008. In March 2020, U.S. equity markets entered a bear market in the fastest such move in the history of U.S. financial markets. During much of 2020, the unemployment rate in the U.S. has been extremely high by historical standards. It is not possible to predict when unemployment and market conditions will return to more normal levels. The global economic shocks being experienced as of the date hereof may cause the underlying assumptions and expectations of the Fund to become outdated quickly or inaccurate, resulting in significant losses.

• **Index Performance Risk** — The Index maintained by a third party provider unaffiliated with the Fund or ProFund Advisors. There can be no guarantee or assurance that the methodology used by the third party provider to create the Index will result in the Fund achieving positive returns. Further, there can be no guarantee that the methodology underlying the Index or the daily calculation of the Index will be free from error. It is also possible that the value of the Index may be subject to intentional manipulation by third-party market participants. The Index used by the Fund may underperform other asset classes and may underperform other similar indices. Each of these factors could have a negative impact on the performance of the Fund.

• **Active Investor Risk** — The Fund permits short-term trading of its securities. A significant portion of assets invested in the Fund may come from professional money managers and

investors who use the Fund as part of active trading or tactical asset allocation strategies. These strategies often call for frequent trading to take advantage of anticipated changes in market conditions, which could increase portfolio turnover and may result in additional costs for the Fund. In addition, large movements of assets into and out of the Fund may have a negative impact on the Fund's ability to achieve its investment objective or maintain a consistent level of operating expenses. In certain circumstances, the Fund's expense ratio may vary from current estimates or the historical ratio disclosed in this Prospectus.

• **Early Close/Late Close/Trading Halt Risk** — An exchange or market may close early, close late or issue trading halts on specific securities or financial instruments. As a result, the ability to trade certain securities or financial instruments may be restricted, which may result in the Fund being unable to trade those and other related financial instruments at all. In these circumstances, the Fund may be unable to rebalance its portfolio, may be unable to accurately price its investments and/or may incur substantial trading losses.

• **Liquidity Risk** — In certain circumstances, such as the disruption of the orderly markets for the financial instruments in which the Fund invests, the Fund might not be able to acquire or dispose of certain holdings quickly or at prices that represent true market value in the judgment of ProFund Advisors. Markets for the financial instruments in which the Fund invests may be disrupted by a number of events, including but not limited to economic crises, political crises, health crises, natural disasters, excessive volatility, new legislation, or regulatory changes inside or outside of the U.S. For example, regulation limiting the ability of certain financial institutions to invest in certain financial instruments would likely reduce the liquidity of those instruments. These situations may prevent the Fund from limiting losses, realizing gains or achieving a high correlation with the Index.

• **Portfolio Turnover Risk** — The Fund may incur high portfolio turnover to manage the Fund's investment exposure. Additionally, active trading of the Fund's shares may cause more frequent purchase and sales activities that could, in certain circumstances, increase the number of portfolio transactions. High levels of portfolio transactions increase brokerage and other transaction costs and may result in increased taxable capital gains. Each of these factors could have a negative impact on the performance of the Fund.

• **Tax Risk** — In order to qualify for the special tax treatment accorded a regulated investment company ("RIC") and its shareholders, the Fund must derive at least 90% of its gross income for each taxable year from "qualifying income," meet certain asset diversification tests at the end of each taxable quarter, and meet annual distribution requirements. The Fund's pursuit of its investment strategies will potentially be limited by the Fund's intention to qualify for such treatment and could adversely affect the Fund's ability to so qualify. The

Fund can make certain investments, the treatment of which for these purposes is unclear. If, in any year, the Fund were to fail to qualify for the special tax treatment accorded a RIC and its shareholders, and were ineligible to or were not to cure such failure, the Fund would be taxed in the same manner as an ordinary corporation subject to U.S. federal income tax on all its income at the fund level. The resulting taxes could substantially reduce the Fund's net assets and the amount of income available for distribution. In addition, in order to requalify for taxation as a RIC, the Fund could be required to recognize unrealized gains, pay substantial taxes and interest, and make certain distributions. Please see the Statement of Additional Information for more information.

- **Valuation Risk** — In certain circumstances (e.g., if ProFund Advisors believes market quotations do not accurately reflect the fair value of an investment, or a trading halt closes an exchange or market early), ProFund Advisors may, in its sole discretion, choose to determine a fair value price as the basis for determining the market value of such investment for such day. The fair value of an investment determined by ProFund Advisors may be different from other value determinations of the same investment. Portfolio investments that are valued using techniques other than market quotations, including "fair valued" investments, may be subject to greater fluctuation in their value from one day to the next than would be the case if market quotations were used. In addition, there is no assurance that the Fund could sell a portfolio investment for the value established for it at any time, and it is possible that the Fund would incur a loss because a portfolio investment is sold at a discount to its established value.

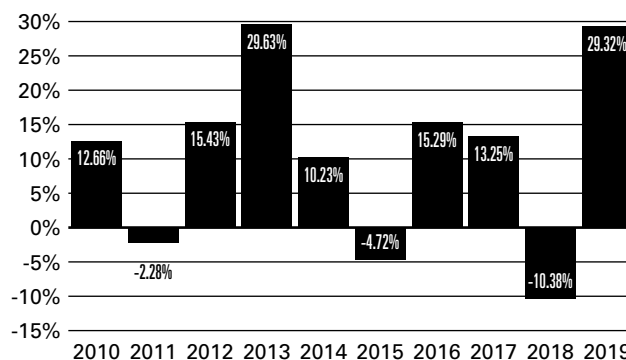
Please see "Investment Objectives, Principal Investment Strategies and Related Risks" in the Fund's Prospectus for additional details.

Investment Results

The bar chart below shows how the Fund's investment results for Investor Class shares have varied from year to year, and the table shows how the Fund's average annual total returns for various periods compare with a broad measure of market performance. Performance for Service Class shares would differ to the extent their fees and expenses differ. This information provides some indication of the risks of investing in the Fund. In addition, the Fund's performance information reflects applicable fee waivers and/or expense limitations, if any, in effect during the periods presented. Absent such fee waivers/expense limitations, if any,

performance would have been lower. Past results (before and after taxes) are not predictive of future results. Updated information on the Fund's results can be obtained by visiting the Fund's website (www.profunds.com).

Annual Returns as of December 31



Best Quarter (ended 3/31/2012): **12.46%**

Worst Quarter (ended 9/30/2011): **-16.55%**

The year-to-date return as of the most recent quarter, which ended September 30, 2020, was -12.75%.

Average Annual Total Returns

As of December 31, 2019

	One Year	Five Years	Ten Years	Inception Date
Investor Class Shares				10/1/2002
– Before Taxes	29.32%	7.59%	10.10%	
– After Taxes on Distributions	29.32%	7.23%	9.66%	
– After Taxes on Distributions and Sale of Shares	17.36%	5.88%	8.23%	
Service Class Shares	28.04%	6.52%	9.01%	10/1/2002
S&P 500® Value Index¹	31.93%	9.52%	12.16%	

¹ Reflects no deduction for fees, expenses or taxes. Adjusted to reflect the reinvestment of dividends paid by issuers in the Index.

Average annual total returns are shown on a before- and after-tax basis for the Fund. After-tax returns are calculated using the historical highest individual federal marginal income tax rates and do not reflect the impact of state and local taxes. Actual after-tax returns depend on an investor's tax situation and may differ from those shown. After-tax returns shown are not relevant to investors who hold shares through tax-deferred arrangements,

such as a retirement account. After-tax returns may exceed the return before taxes due to a tax benefit from realizing a capital loss on a sale of shares.

Management

The Fund is advised by ProFund Advisors. Michael Neches, Senior Portfolio Manager, and Devin Sullivan, Portfolio Manager, have jointly and primarily managed the Fund since October 2013 and April 2018, respectively.

Purchase and Sale of Fund Shares

The **minimum initial investment** amounts for all classes, which may be waived at the discretion of the Fund, are:

- \$5,000 for accounts that list a financial professional.
- \$15,000 for self-directed accounts.

You may purchase, redeem or exchange Fund shares on any day which the New York Stock Exchange is open for business. Depending on where your account is held, you may redeem your shares by contacting your financial professional or the Fund by mail, telephone, wire transfer or on-line (www.profund.com).

Tax Information

The Fund's distributions generally are taxable, and will be taxed as ordinary income, qualified dividend income or capital gains, unless you are investing through a tax-advantaged arrangement, such as a 401(k) plan or an individual retirement account. You may be taxed later upon withdrawal of monies from such tax-advantaged arrangements.

The Fund intends to distribute income, if any, and capital gains, if any, at least annually.

Payments to Broker-Dealers and Other Financial Intermediaries

If you purchase Fund shares through a financial intermediary, such as a broker-dealer or investment adviser, the Fund and its distributor may pay the intermediary for the sale of Fund shares and related services. These payments may create a conflict of interest by influencing the broker-dealer or other financial intermediary to recommend the Fund over another investment. Ask your financial intermediary or visit your financial intermediary's website for more information.

Investment Objective

Mid-Cap Growth ProFund (the “Fund”) seeks investment results, before fees and expenses, that track the performance of the S&P MidCap 400[®] Growth Index (the “Index”).

Fees and Expenses of the Fund

The table below describes the fees and expenses that you may pay if you buy, hold, and sell shares of the Fund. You may pay other fees, such as brokerage commissions and other fees to financial intermediaries, which are not reflected in the tables and examples below.

Shareholder Fees

(fees paid directly from your investment)

Wire Fee \$10

Annual Fund Operating Expenses

(expenses that you pay each year as a percentage of the value of your investment)

	Investor Class	Service Class
Investment Advisory Fees	0.75%	0.75%
Distribution and Service (12b-1) Fees	0.00%	1.00%
Other Expenses	1.02%	1.02%
Total Annual Fund Operating Expenses¹	1.77%	2.77%

¹ ProFund Advisors LLC (“ProFund Advisors”) has contractually agreed to waive Investment Advisory and Management Services Fees and to reimburse Other Expenses to the extent Total Annual Fund Operating Expenses Before Fee Waivers and Expense Reimbursements, as a percentage of average daily net assets, exceed 1.95% for Investor Class shares and 2.95% for Service Class shares through November 30, 2021. After such date, the expense limitation may be terminated or revised by ProFund Advisors. Amounts waived or reimbursed in a particular contractual period may be recouped by ProFund Advisors within three years of the end of that contractual period, however, such recoupment will be limited to the lesser of any expense limitation in place at the time of recoupment or the expense limitation in place at the time of waiver or reimbursement.

Example: This example is intended to help you compare the cost of investing in the Fund with the cost of investing in other funds.

The example assumes that you invest \$10,000 in the Fund for the time periods indicated and then redeem all of your shares at the end of each period. The example also assumes that your investment has a 5% return each year and that the Fund’s operating expenses remain the same. Although your actual costs may be higher or lower, based on these assumptions your approximate costs would be:

	1Year	3Years	5Years	10Years
Investor Class	\$180	\$557	\$959	\$2,084
Service Class	\$280	\$859	\$1,464	\$3,099

The Fund pays transaction and financing costs associated with the purchase and sale of securities and derivatives. These costs are not reflected in the table or the example above.

Portfolio Turnover

The Fund pays transaction costs, such as commissions, when it buys and sells securities (or “turns over” its portfolio). A higher portfolio turnover rate may indicate higher transaction costs and may result in higher taxes when the Fund’s shares are held in a taxable account. These costs, which are not reflected in the Annual Fund Operating Expenses or in the example above, affect the Fund’s performance. During the most recent fiscal year, the Fund’s annual portfolio turnover rate was 457% of the average value of its entire portfolio. This portfolio turnover rate is calculated without regard to cash instruments or derivatives transactions. If such transactions were included, the Fund’s portfolio turnover rate would be significantly higher.

Principal Investment Strategies

The Fund invests in financial instruments that ProFund Advisors believes, in combination, should track the performance of the Index.

The Index is constructed and maintained by S&P Dow Jones Indices LLC. The Index is designed to provide a comprehensive measure of mid-cap U.S. equity “growth” performance. It is an unmanaged float-adjusted, market capitalization-weighted index comprising of stocks from the S&P MidCap 400 that have been identified as being on the growth end of the growth-value spectrum as determined by S&P Dow Jones Indices LLC. The Index is published under the Bloomberg ticker symbol “MIDG.”

The Fund will invest principally in the financial instruments set forth below. The Fund expects that its cash balances maintained in connection with the use of financial instruments will typically be held in money market instruments.

- **Equity Securities** — The Fund invests in common stock issued by public companies.
- **Derivatives** — The Fund invests in derivatives, which are financial instruments whose value is derived from the value of an underlying asset or assets, such as stocks, bonds, funds (including exchange-traded funds (“ETFs”)), interest rates or indexes. The Fund invests in derivatives as a substitute for investing directly in stocks in order to gain exposure to the Index. These derivatives principally include:
 - **Swap Agreements** — Contracts entered into primarily with major global financial institutions for a specified period ranging from a day to more than one year. In a standard “swap” transaction, two parties agree to exchange the return (or differentials in rates of return) earned or realized on particular predetermined investments or instruments. The gross return to be exchanged or “swapped” between the parties is calculated with respect to a “notional amount,” e.g., the return on or change in value of a particular dollar amount invested in a “basket” of securities or an ETF representing a particular index.

- **Futures Contracts** — Standardized contracts traded on, or subject to the rules of, an exchange that call for the future delivery of a specified quantity and type of asset at a specified time and place or, alternatively, may call for cash settlement.
- **Money Market Instruments** — The Fund invests in short-term cash instruments that have a remaining maturity of 397 days or less and exhibit high quality credit profiles, for example:
 - **U.S. Treasury Bills** — U.S. government securities that have initial maturities of one year or less, and are supported by the full faith and credit of the U.S. government.
 - **Repurchase Agreements** — Contracts in which a seller of securities, usually U.S. government securities or other money market instruments, agrees to buy the securities back at a specified time and price. Repurchase agreements are primarily used by the Fund as a short-term investment vehicle for cash positions.

ProFund Advisors uses a mathematical approach to investing. Using this approach, ProFund Advisors determines the type, quantity and mix of investment positions that it believes, in combination, the Fund should hold to produce returns consistent with the Fund's investment objective. The Fund may invest in or gain exposure to only a representative sample of the securities in the Index or to securities not contained in the Index or in financial instruments, with the intent of obtaining exposure with aggregate characteristics similar to those of the Index. In managing the assets of the Fund, ProFund Advisors does not invest the assets of the Fund in securities or financial instruments based on ProFund Advisors' view of the investment merit of a particular security, instrument, or company, nor does it conduct conventional investment research or analysis or forecast market movement or trends.

The Fund will concentrate or focus its investments in a particular industry or group of industries to approximately the same extent the Index is so concentrated or focused.

As of July 31, 2020, the Index was not concentrated in an industry group, but was focused in the information technology, industrials, health care, and consumer discretionary industry groups.

Please see "Investment Objectives, Principal Investment Strategies and Related Risks" in the Fund's Prospectus for additional details.

Principal Risks

You could lose money by investing in the Fund.

The principal risks described below are intended to provide information about the factors likely to have a significant adverse impact on the Fund's returns and consequently the value of an investment in the Fund. The risks are presented in an order intended to facilitate readability and their order does not imply that the realization of one risk is more likely to occur than

another risk or likely to have a greater adverse impact than another risk.

- **Risks Associated with the Use of Derivatives** — Investing in derivatives may be considered aggressive and may expose the Fund to greater risks and may result in larger losses or smaller gains than investing directly in the reference asset(s) underlying those derivatives. These risks include counterparty risk, liquidity risk and increased correlation risk. When the Fund uses derivatives, there may be imperfect correlation between the value of the reference asset(s) underlying the derivative (e.g., the Index) and the derivative, which may prevent the Fund from achieving its investment objective. Because derivatives often require only a limited initial investment, the use of derivatives also may expose the Fund to losses in excess of those amounts initially invested. The Fund may use a combination of swaps on the Index and swaps on an ETF that is designed to track the performance of the Index. The performance of an ETF may not track the performance of the Index due to embedded costs and other factors. Thus, to the extent the Fund invests in swaps that use an ETF as the reference asset, the Fund may be subject to greater correlation risk and may not achieve as high a degree of correlation with the Index as it would if the Fund only used swaps on the Index. Moreover, with respect to the use of swap agreements, if the Index has a dramatic intraday move that causes a material decline in the Fund's net assets, the terms of a swap agreement between the Fund and its counterparty may permit the counterparty to immediately close out the transaction with the Fund. In that event, the Fund may be unable to enter into another swap agreement or invest in other derivatives to achieve the desired exposure consistent with the Fund's investment objective. This, in turn, may prevent the Fund from achieving its investment objective, even if the Index reverses all or a portion of its intraday move by the end of the day. As a result, the value of an investment in the Fund may change quickly and without warning. Any costs associated with using derivatives will also have the effect of lowering the Fund's return.

- **Correlation Risk** — A number of factors may affect the Fund's ability to achieve a high degree of correlation with the Index, and there is no guarantee that the Fund will achieve a high degree of correlation. Failure to achieve a high degree of correlation may prevent the Fund from achieving its investment objective.

Factors that may adversely affect the Fund's correlation with the Index include fees, expenses, transaction costs, income items, valuation methodology, accounting standards and disruptions or illiquidity in the markets for the financial instruments in which the Fund invests. The Fund may not have investment exposure to all of the securities in the Index, or its weighting of investment exposure to securities may be different from that of the Index. In addition, the Fund may invest in securities not included in the Index. The Fund may

take or refrain from taking positions in order to improve tax efficiency, comply with regulatory restrictions, or for other reasons, each of which may negatively affect the Fund's correlation with the Index. The Fund may also be subject to large movements of assets into and out of the Fund, potentially resulting in the Fund being over- or underexposed to the Index and may be impacted by Index reconstitutions and Index rebalancing events. Additionally, the Fund's underlying investments may trade on markets that may not be open on the same day as the Fund, which may cause a difference between the change in the performance of the Fund and change in the level of the Index on such day. Any of these factors could decrease correlation between the performance of the Fund and the Index and may hinder the Fund's ability to meet its investment objective.

- **Counterparty Risk** — Investing in derivatives and repurchase agreements involves entering into contracts with third parties (i.e., counterparties). The use of derivatives involves risks that are different from those associated with ordinary portfolio securities transactions. The Fund will be subject to credit risk (i.e., the risk that a counterparty is or is perceived to be unwilling or unable to make timely payments or otherwise meet its contractual obligations) with respect to the amount it expects to receive from counterparties to derivatives and repurchase agreements entered into by the Fund. If a counterparty becomes bankrupt or fails to perform its obligations, or if any collateral posted by the counterparty for the benefit of the Fund is insufficient or there are delays in the Fund's ability to access such collateral, the value of an investment in the Fund may decline.

The counterparty to a listed futures contract is the clearing organization for the listed future, which is held through a futures commission merchant ("FCM") acting on behalf of the Fund. Consequently, the counterparty risk on a listed futures contract is the creditworthiness of the FCM and the exchange's clearing corporation.

- **Exposure to Small- and Mid-Cap Company Investment Risk** — The risk of equity investing may be particularly acute for securities of issuers with smaller market capitalizations. Small- and mid-cap companies may have limited product lines or resources, may be dependent upon a particular market niche and may have greater fluctuations in price than the stocks of larger companies. Small- and mid-cap companies may lack the financial and personnel resources to handle economic or industry-wide setbacks and, as a result, such setbacks could have a greater effect on small- and mid-cap security prices. Additionally, small- and mid-cap company stocks may trade at greater spreads or lower trading volumes, and may be less liquid than the stocks of larger companies. Further, stocks of small- and mid-sized companies could be more difficult to liquidate during market downturns compared to larger, more widely traded companies.
- **Growth Investing Risk** — An investment in growth stocks may be susceptible to rapid price swings, especially during

periods of economic uncertainty. Growth stocks typically have little or no dividend income to cushion the effect of adverse market conditions and may be particularly volatile in the event of earnings disappointments or other financial difficulties experienced by the issuer.

- **Equity and Market Risk** — Equity markets are volatile, and the value of securities, swaps, futures and other instruments correlated with equity markets may fluctuate dramatically from day to day. Equity markets are subject to corporate, political, regulatory, market and economic developments, as well as developments that impact specific economic sectors, industries or segments of the market. Further, stocks in the Index may underperform other equity investments. Volatility in the markets and/or market developments may cause the value of an investment in the Fund to decrease over short or long periods of time.
- **Concentration and Focused Investing** — The Index may concentrate (i.e., composed of securities that represent 25 percent or more of the value of the Index) or focus (i.e., composed of securities that represent a substantial portion of its value, but less than 25 percent) in an industry or group of industries. The Fund will allocate its investments to approximately the same extent as the Index. As a result, the Fund may be subject to greater market fluctuations than a fund that is more broadly invested across industries. Financial, economic, business, regulatory conditions, and other developments affecting issuers in a particular industry or group of industries will have a greater effect on the Fund, and if securities of the particular industry or group of industries as a group fall out of favor, the Fund could underperform, or its net asset value may be more volatile than, funds that have greater industry diversification.
- **Natural Disaster/Epidemic Risk** — Natural or environmental disasters, such as earthquakes, fires, floods, hurricanes, tsunamis and other severe weather-related phenomena generally, and widespread disease, including pandemics and epidemics (for example, the novel coronavirus COVID-19), have been and can be highly disruptive to economies and markets and have recently led, and may continue to lead, to increased market volatility and significant market losses. Such natural disaster and health crises could exacerbate political, social, and economic risks, and result in significant breakdowns, delays, shutdowns, social isolation, and other disruptions to important global, local and regional supply chains affected, with potential corresponding results on the operating performance of the Fund and its investments. A climate of uncertainty and panic, including the contagion of infectious viruses or diseases, may adversely affect global, regional, and local economies and reduce the availability of potential investment opportunities, and increases the difficulty of performing due diligence and modeling market conditions, potentially reducing the accuracy of financial projections. Under these circumstances, the Fund may have difficulty achieving its investment

objectives which may adversely impact Fund performance. Further, such events can be highly disruptive to economies and markets, significantly disrupt the operations of individual companies (including, but not limited to, the Fund's investment advisor, third party service providers, and counterparties), sectors, industries, markets, securities and commodity exchanges, currencies, interest and inflation rates, credit ratings, investor sentiment, and other factors affecting the value of the Fund's investments. These factors can cause substantial market volatility, exchange trading suspensions and closures, changes in the availability of and the margin requirements for certain instruments, and can impact the ability of the Fund to complete redemptions and otherwise affect Fund performance and Fund trading in the secondary market. A widespread crisis would also affect the global economy in ways that cannot necessarily be foreseen. How long such events will last and whether they will continue or recur cannot be predicted. Impacts from these could have a significant impact on the Fund's performance, resulting in losses to your investment.

• **Risk that Current Assumptions and Expectations Could Become Outdated As a Result of Global Economic Shock** —

The onset of the novel coronavirus (COVID-19) has caused significant shocks to global financial markets and economies, with many governments taking extreme actions to slow and contain the spread of COVID-19. These actions have had, and likely will continue to have, a severe economic impact on global economies as economic activity in some instances has essentially ceased. Financial markets across the globe are experiencing severe distress at least equal to what was experienced during the global financial crisis in 2008. In March 2020, U.S. equity markets entered a bear market in the fastest such move in the history of U.S. financial markets. During much of 2020, the unemployment rate in the U.S. has been extremely high by historical standards. It is not possible to predict when unemployment and market conditions will return to more normal levels. The global economic shocks being experienced as of the date hereof may cause the underlying assumptions and expectations of the Fund to become outdated quickly or inaccurate, resulting in significant losses.

- **Index Performance Risk** — The Index maintained by a third party provider unaffiliated with the Fund or ProFund Advisors. There can be no guarantee or assurance that the methodology used by the third party provider to create the Index will result in the Fund achieving positive returns. Further, there can be no guarantee that the methodology underlying the Index or the daily calculation of the Index will be free from error. It is also possible that the value of the Index may be subject to intentional manipulation by third-party market participants. The Index used by the Fund may underperform other asset classes and may underperform other similar indices. Each of these factors could have a negative impact on the performance of the Fund.

- **Active Investor Risk** — The Fund permits short-term trading of its securities. A significant portion of assets invested in the Fund may come from professional money managers and investors who use the Fund as part of active trading or tactical asset allocation strategies. These strategies often call for frequent trading to take advantage of anticipated changes in market conditions, which could increase portfolio turnover and may result in additional costs for the Fund. In addition, large movements of assets into and out of the Fund may have a negative impact on the Fund's ability to achieve its investment objective or maintain a consistent level of operating expenses. In certain circumstances, the Fund's expense ratio may vary from current estimates or the historical ratio disclosed in this Prospectus.

- **Early Close/Late Close/Trading Halt Risk** — An exchange or market may close early, close late or issue trading halts on specific securities or financial instruments. As a result, the ability to trade certain securities or financial instruments may be restricted, which may result in the Fund being unable to trade those and other related financial instruments at all. In these circumstances, the Fund may be unable to rebalance its portfolio, may be unable to accurately price its investments and/or may incur substantial trading losses.

- **Liquidity Risk** — In certain circumstances, such as the disruption of the orderly markets for the financial instruments in which the Fund invests, the Fund might not be able to acquire or dispose of certain holdings quickly or at prices that represent true market value in the judgment of ProFund Advisors. Markets for the financial instruments in which the Fund invests may be disrupted by a number of events, including but not limited to economic crises, political crises, health crises, natural disasters, excessive volatility, new legislation, or regulatory changes inside or outside of the U.S. For example, regulation limiting the ability of certain financial institutions to invest in certain financial instruments would likely reduce the liquidity of those instruments. These situations may prevent the Fund from limiting losses, realizing gains or achieving a high correlation with the Index.

- **Portfolio Turnover Risk** — The Fund may incur high portfolio turnover to manage the Fund's investment exposure. Additionally, active trading of the Fund's shares may cause more frequent purchase and sales activities that could, in certain circumstances, increase the number of portfolio transactions. High levels of portfolio transactions increase brokerage and other transaction costs and may result in increased taxable capital gains. Each of these factors could have a negative impact on the performance of the Fund.

- **Tax Risk** — In order to qualify for the special tax treatment accorded a regulated investment company ("RIC") and its shareholders, the Fund must derive at least 90% of its gross income for each taxable year from "qualifying income," meet certain asset diversification tests at the end of each taxable quarter, and meet annual distribution requirements. The

Fund's pursuit of its investment strategies will potentially be limited by the Fund's intention to qualify for such treatment and could adversely affect the Fund's ability to so qualify. The Fund can make certain investments, the treatment of which for these purposes is unclear. If, in any year, the Fund were to fail to qualify for the special tax treatment accorded a RIC and its shareholders, and were ineligible to or were not to cure such failure, the Fund would be taxed in the same manner as an ordinary corporation subject to U.S. federal income tax on all its income at the fund level. The resulting taxes could substantially reduce the Fund's net assets and the amount of income available for distribution. In addition, in order to requalify for taxation as a RIC, the Fund could be required to recognize unrealized gains, pay substantial taxes and interest, and make certain distributions. Please see the Statement of Additional Information for more information.

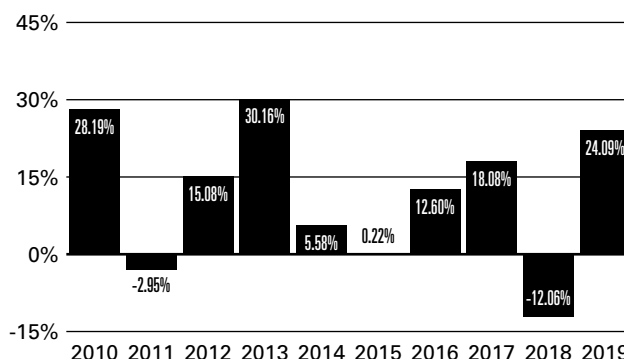
- **Valuation Risk** — In certain circumstances (e.g., if ProFund Advisors believes market quotations do not accurately reflect the fair value of an investment, or a trading halt closes an exchange or market early), ProFund Advisors may, in its sole discretion, choose to determine a fair value price as the basis for determining the market value of such investment for such day. The fair value of an investment determined by ProFund Advisors may be different from other value determinations of the same investment. Portfolio investments that are valued using techniques other than market quotations, including "fair valued" investments, may be subject to greater fluctuation in their value from one day to the next than would be the case if market quotations were used. In addition, there is no assurance that the Fund could sell a portfolio investment for the value established for it at any time, and it is possible that the Fund would incur a loss because a portfolio investment is sold at a discount to its established value.

Please see "Investment Objectives, Principal Investment Strategies and Related Risks" in the Fund's Prospectus for additional details.

Investment Results

The bar chart below shows how the Fund's investment results for Investor Class shares have varied from year to year, and the table shows how the Fund's average annual total returns for various periods compare with a broad measure of market performance. Performance for Service Class shares would differ to the extent their fees and expenses differ. This information provides some indication of the risks of investing in the Fund. In addition, the Fund's performance information reflects applicable fee waivers and/or expense limitations, if any, in effect during the periods presented. Absent such fee waivers/expense limitations, if any, performance would have been lower. Past results (before and after taxes) are not predictive of future results. Updated information on the Fund's results can be obtained by visiting the Fund's website (www.profunds.com).

Annual Returns as of December 31



Best Quarter (ended 3/31/2019): **14.51%**

Worst Quarter (ended 9/30/2011): **-19.22%**

The year-to-date return as of the most recent quarter, which ended September 30, 2020, was -0.22%.

Average Annual Total Returns

As of December 31, 2019

	One Year	Five Years	Ten Years	Inception Date
Investor Class Shares				9/4/2001
– Before Taxes	24.09%	7.78%	11.08%	
– After Taxes on Distributions	24.09%	7.78%	11.08%	
– After Taxes on Distributions and Sale of Shares	14.26%	6.12%	9.23%	
Service Class Shares	22.82%	6.69%	9.97%	9/4/2001
S&P MidCap 400® Growth Index¹	26.29%	9.72%	13.16%	

1 Reflects no deduction for fees, expenses or taxes. Adjusted to reflect the reinvestment of dividends paid by issuers in the Index.

Average annual total returns are shown on a before- and after-tax basis for the Fund. After-tax returns are calculated using the historical highest individual federal marginal income tax rates and do not reflect the impact of state and local taxes. Actual after-tax returns depend on an investor's tax situation and may differ from those shown. After-tax returns shown are not relevant to investors who hold shares through tax-deferred arrangements, such as a retirement account. After-tax returns may exceed the return before taxes due to a tax benefit from realizing a capital loss on a sale of shares.

Management

The Fund is advised by ProFund Advisors. Michael Neches, Senior Portfolio Manager, and Devin Sullivan, Portfolio Manager, have jointly and primarily managed the Fund since October 2013 and April 2018, respectively.

Purchase and Sale of Fund Shares

The **minimum initial investment** amounts for all classes, which may be waived at the discretion of the Fund, are:

- \$5,000 for accounts that list a financial professional.
- \$15,000 for self-directed accounts.

You may purchase, redeem or exchange Fund shares on any day which the New York Stock Exchange is open for business. Depending on where your account is held, you may redeem your shares by contacting your financial professional or the Fund by mail, telephone, wire transfer or on-line (www.profund.com).

Tax Information

The Fund's distributions generally are taxable, and will be taxed as ordinary income, qualified dividend income or capital gains, unless you are investing through a tax-advantaged arrangement,

such as a 401(k) plan or an individual retirement account. You may be taxed later upon withdrawal of monies from such tax-advantaged arrangements.

The Fund intends to distribute income, if any, and capital gains, if any, at least annually.

Payments to Broker-Dealers and Other Financial Intermediaries

If you purchase Fund shares through a financial intermediary, such as a broker-dealer or investment adviser, the Fund and its distributor may pay the intermediary for the sale of Fund shares and related services. These payments may create a conflict of interest by influencing the broker-dealer or other financial intermediary to recommend the Fund over another investment. Ask your financial intermediary or visit your financial intermediary's website for more information.

Investment Objective

Mid-Cap ProFund (the “Fund”) seeks investment results, before fees and expenses, that track the performance of the S&P MidCap 400[®] Index (the “Index”).

Fees and Expenses of the Fund

The table below describes the fees and expenses that you may pay if you buy, hold, and sell shares of the Fund. You may pay other fees, such as brokerage commissions and other fees to financial intermediaries, which are not reflected in the tables and examples below.

Shareholder Fees

(fees paid directly from your investment)

Wire Fee \$10

Annual Fund Operating Expenses

(expenses that you pay each year as a percentage of the value of your investment)

	Investor Class	Service Class
Investment Advisory Fees	0.75%	0.75%
Distribution and Service (12b-1) Fees	0.00%	1.00%
Other Expenses	1.22%	1.22%
Total Annual Fund Operating Expenses Before Fee Waivers and Expense Reimbursements	1.97%	2.97%
Fee Waivers/Reimbursements ¹	-0.19%	-0.19%
Total Annual Fund Operating Expenses After Fee Waivers and Expense Reimbursements	1.78%	2.78%

¹ ProFund Advisors LLC (“ProFund Advisors”) has contractually agreed to waive Investment Advisory and Management Services Fees and to reimburse Other Expenses to the extent Total Annual Fund Operating Expenses Before Fee Waivers and Expense Reimbursements, as a percentage of average daily net assets, exceed 1.78% for Investor Class shares and 2.78% for Service Class shares through November 30, 2021. After such date, the expense limitation may be terminated or revised by ProFund Advisors. Amounts waived or reimbursed in a particular contractual period may be recouped by ProFund Advisors within three years of the end of that contractual period, however, such recoupment will be limited to the lesser of any expense limitation in place at the time of recoupment or the expense limitation in place at the time of waiver or reimbursement.

Example: This example is intended to help you compare the cost of investing in the Fund with the cost of investing in other funds.

The example assumes that you invest \$10,000 in the Fund for the time periods indicated and then redeem all of your shares at the end of each period. The example also assumes that your investment has a 5% return each year and that the Fund’s operating expenses remain the same, except that the fee waiver/expense reimbursement is assumed only to pertain to the first year. Although your actual costs may be higher or lower, based on these assumptions your approximate costs would be:

	1 Year	3 Years	5 Years	10 Years
Investor Class	\$181	\$600	\$1,045	\$2,281
Service Class	\$281	\$901	\$1,546	\$3,276

The Fund pays transaction and financing costs associated with the purchase and sale of securities and derivatives. These costs are not reflected in the table or the example above.

Portfolio Turnover

The Fund pays transaction costs, such as commissions, when it buys and sells securities (or “turns over” its portfolio). A higher portfolio turnover rate may indicate higher transaction costs and may result in higher taxes when the Fund’s shares are held in a taxable account. These costs, which are not reflected in the Annual Fund Operating Expenses or in the example above, affect the Fund’s performance. During the most recent fiscal year, the Fund’s annual portfolio turnover rate was 238% of the average value of its entire portfolio. This portfolio turnover rate is calculated without regard to cash instruments or derivatives transactions. If such transactions were included, the Fund’s portfolio turnover rate would be significantly higher.

Principal Investment Strategies

The Fund invests in financial instruments that ProFund Advisors believes, in combination, should track the performance of the Index.

The Index is constructed and maintained by S&P Dow Jones Indices LLC. The Index is a measure of mid-size company U.S. stock market performance. It is a float-adjusted, market capitalization-weighted index of 400 U.S. operating companies and real estate investment trusts selected through a process that factors in criteria such as liquidity, price, market capitalization and financial viability. The Index is published under the Bloomberg ticker symbol “MID.”

The Fund will invest principally in the financial instruments set forth below. The Fund expects that its cash balances maintained in connection with the use of financial instruments will typically be held in money market instruments.

- **Equity Securities** — The Fund invests in common stock issued by public companies.
- **Derivatives** — The Fund invests in derivatives, which are financial instruments whose value is derived from the value of an underlying asset or assets, such as stocks, bonds, funds (including exchange-traded funds (“ETFs”)), interest rates or indexes. The Fund invests in derivatives as a substitute for investing directly in stocks in order to gain exposure to the Index. These derivatives principally include:
 - **Swap Agreements** — Contracts entered into primarily with major global financial institutions for a specified period ranging from a day to more than one year. In a standard “swap” transaction, two parties agree to exchange the return (or differentials in rates of return)

earned or realized on particular predetermined investments or instruments. The gross return to be exchanged or “swapped” between the parties is calculated with respect to a “notional amount,” e.g., the return on or change in value of a particular dollar amount invested in a “basket” of securities or an ETF representing a particular index.

- **Futures Contracts** — Standardized contracts traded on, or subject to the rules of, an exchange that call for the future delivery of a specified quantity and type of asset at a specified time and place or, alternatively, may call for cash settlement.
- **Money Market Instruments** — The Fund invests in short-term cash instruments that have a remaining maturity of 397 days or less and exhibit high quality credit profiles, for example:
 - **U.S. Treasury Bills** — U.S. government securities that have initial maturities of one year or less, and are supported by the full faith and credit of the U.S. government.
 - **Repurchase Agreements** — Contracts in which a seller of securities, usually U.S. government securities or other money market instruments, agrees to buy the securities back at a specified time and price. Repurchase agreements are primarily used by the Fund as a short-term investment vehicle for cash positions.

ProFund Advisors uses a mathematical approach to investing. Using this approach, ProFund Advisors determines the type, quantity and mix of investment positions that it believes, in combination, the Fund should hold to produce returns consistent with the Fund’s investment objective. The Fund may invest in or gain exposure to only a representative sample of the securities in the Index or to securities not contained in the Index or in financial instruments, with the intent of obtaining exposure with aggregate characteristics similar to those of the Index. In managing the assets of the Fund, ProFund Advisors does not invest the assets of the Fund in securities or financial instruments based on ProFund Advisors’ view of the investment merit of a particular security, instrument, or company, nor does it conduct conventional investment research or analysis or forecast market movement or trends.

The Fund will concentrate or focus its investments in a particular industry or group of industries to approximately the same extent the Index is so concentrated or focused. As of July 31, 2020, the Index was not concentrated in an industry group, but was focused in the information technology and industrials industry groups.

Please see “Investment Objectives, Principal Investment Strategies and Related Risks” in the Fund’s Prospectus for additional details.

Principal Risks

You could lose money by investing in the Fund.

The principal risks described below are intended to provide information about the factors likely to have a significant adverse impact on the Fund’s returns and consequently the value of an investment in the Fund. The risks are presented in an order intended to facilitate readability and their order does not imply that the realization of one risk is more likely to occur than another risk or likely to have a greater adverse impact than another risk.

- **Risks Associated with the Use of Derivatives** — Investing in derivatives may be considered aggressive and may expose the Fund to greater risks and may result in larger losses or smaller gains than investing directly in the reference asset(s) underlying those derivatives. These risks include counterparty risk, liquidity risk and increased correlation risk. When the Fund uses derivatives, there may be imperfect correlation between the value of the reference asset(s) underlying the derivative (e.g., the Index) and the derivative, which may prevent the Fund from achieving its investment objective. Because derivatives often require only a limited initial investment, the use of derivatives also may expose the Fund to losses in excess of those amounts initially invested. The Fund may use a combination of swaps on the Index and swaps on an ETF that is designed to track the performance of the Index. The performance of an ETF may not track the performance of the Index due to embedded costs and other factors. Thus, to the extent the Fund invests in swaps that use an ETF as the reference asset, the Fund may be subject to greater correlation risk and may not achieve as high a degree of correlation with the Index as it would if the Fund only used swaps on the Index. Moreover, with respect to the use of swap agreements, if the Index has a dramatic intraday move that causes a material decline in the Fund’s net assets, the terms of a swap agreement between the Fund and its counterparty may permit the counterparty to immediately close out the transaction with the Fund. In that event, the Fund may be unable to enter into another swap agreement or invest in other derivatives to achieve the desired exposure consistent with the Fund’s investment objective. This, in turn, may prevent the Fund from achieving its investment objective, even if the Index reverses all or a portion of its intraday move by the end of the day. As a result, the value of an investment in the Fund may change quickly and without warning. Any costs associated with using derivatives will also have the effect of lowering the Fund’s return.
- **Correlation Risk** — A number of factors may affect the Fund’s ability to achieve a high degree of correlation with the Index, and there is no guarantee that the Fund will achieve a high degree of correlation. Failure to achieve a high degree of correlation may prevent the Fund from achieving its investment objective.

Factors that may adversely affect the Fund’s correlation with the Index include fees, expenses, transaction costs, income items, valuation methodology, accounting standards and

disruptions or illiquidity in the markets for the financial instruments in which the Fund invests. The Fund may not have investment exposure to all of the securities in the Index, or its weighting of investment exposure to securities may be different from that of the Index. In addition, the Fund may invest in securities not included in the Index. The Fund may take or refrain from taking positions in order to improve tax efficiency, comply with regulatory restrictions, or for other reasons, each of which may negatively affect the Fund's correlation with the Index. The Fund may also be subject to large movements of assets into and out of the Fund, potentially resulting in the Fund being over- or underexposed to the Index and may be impacted by Index reconstitutions and Index rebalancing events. Additionally, the Fund's underlying investments may trade on markets that may not be open on the same day as the Fund, which may cause a difference between the change in the performance of the Fund and change in the level of the Index on such day. Any of these factors could decrease correlation between the performance of the Fund and the Index and may hinder the Fund's ability to meet its investment objective.

- **Counterparty Risk** — Investing in derivatives and repurchase agreements involves entering into contracts with third parties (i.e., counterparties). The use of derivatives involves risks that are different from those associated with ordinary portfolio securities transactions. The Fund will be subject to credit risk (i.e., the risk that a counterparty is or is perceived to be unwilling or unable to make timely payments or otherwise meet its contractual obligations) with respect to the amount it expects to receive from counterparties to derivatives and repurchase agreements entered into by the Fund. If a counterparty becomes bankrupt or fails to perform its obligations, or if any collateral posted by the counterparty for the benefit of the Fund is insufficient or there are delays in the Fund's ability to access such collateral, the value of an investment in the Fund may decline.

The counterparty to a listed futures contract is the clearing organization for the listed future, which is held through a futures commission merchant ("FCM") acting on behalf of the Fund. Consequently, the counterparty risk on a listed futures contract is the creditworthiness of the FCM and the exchange's clearing corporation.

- **Exposure to Small- and Mid-Cap Company Investment Risk** — The risk of equity investing may be particularly acute for securities of issuers with smaller market capitalizations. Small- and mid-cap companies may have limited product lines or resources, may be dependent upon a particular market niche and may have greater fluctuations in price than the stocks of larger companies. Small- and mid-cap companies may lack the financial and personnel resources to handle economic or industry-wide setbacks and, as a result, such setbacks could have a greater effect on small- and mid-cap security prices. Additionally, small- and mid-cap company stocks may trade at greater spreads or lower trading volumes,

and may be less liquid than the stocks of larger companies. Further, stocks of small- and mid-sized companies could be more difficult to liquidate during market downturns compared to larger, more widely traded companies.

- **Equity and Market Risk** — Equity markets are volatile, and the value of securities, swaps, futures and other instruments correlated with equity markets may fluctuate dramatically from day to day. Equity markets are subject to corporate, political, regulatory, market and economic developments, as well as developments that impact specific economic sectors, industries or segments of the market. Further, stocks in the Index may underperform other equity investments. Volatility in the markets and/or market developments may cause the value of an investment in the Fund to decrease over short or long periods of time.
- **Concentration and Focused Investing** — The Index may concentrate (i.e., composed of securities that represent 25 percent or more of the value of the Index) or focus (i.e., composed of securities that represent a substantial portion of its value, but less than 25 percent) in an industry or group of industries. The Fund will allocate its investments to approximately the same extent as the Index. As a result, the Fund may be subject to greater market fluctuations than a fund that is more broadly invested across industries. Financial, economic, business, regulatory conditions, and other developments affecting issuers in a particular industry or group of industries will have a greater effect on the Fund, and if securities of the particular industry or group of industries as a group fall out of favor, the Fund could underperform, or its net asset value may be more volatile than, funds that have greater industry diversification.
- **Natural Disaster/Epidemic Risk** — Natural or environmental disasters, such as earthquakes, fires, floods, hurricanes, tsunamis and other severe weather-related phenomena generally, and widespread disease, including pandemics and epidemics (for example, the novel coronavirus COVID-19), have been and can be highly disruptive to economies and markets and have recently led, and may continue to lead, to increased market volatility and significant market losses. Such natural disaster and health crises could exacerbate political, social, and economic risks, and result in significant breakdowns, delays, shutdowns, social isolation, and other disruptions to important global, local and regional supply chains affected, with potential corresponding results on the operating performance of the Fund and its investments. A climate of uncertainty and panic, including the contagion of infectious viruses or diseases, may adversely affect global, regional, and local economies and reduce the availability of potential investment opportunities, and increases the difficulty of performing due diligence and modeling market conditions, potentially reducing the accuracy of financial projections. Under these circumstances, the Fund may have difficulty achieving its investment objectives which may adversely impact Fund performance.

Further, such events can be highly disruptive to economies and markets, significantly disrupt the operations of individual companies (including, but not limited to, the Fund's investment advisor, third party service providers, and counterparties), sectors, industries, markets, securities and commodity exchanges, currencies, interest and inflation rates, credit ratings, investor sentiment, and other factors affecting the value of the Fund's investments. These factors can cause substantial market volatility, exchange trading suspensions and closures, changes in the availability of and the margin requirements for certain instruments, and can impact the ability of the Fund to complete redemptions and otherwise affect Fund performance and Fund trading in the secondary market. A widespread crisis would also affect the global economy in ways that cannot necessarily be foreseen. How long such events will last and whether they will continue or recur cannot be predicted. Impacts from these could have a significant impact on the Fund's performance, resulting in losses to your investment.

• **Risk that Current Assumptions and Expectations Could Become Outdated As a Result of Global Economic Shock** —

The onset of the novel coronavirus (COVID-19) has caused significant shocks to global financial markets and economies, with many governments taking extreme actions to slow and contain the spread of COVID-19. These actions have had, and likely will continue to have, a severe economic impact on global economies as economic activity in some instances has essentially ceased. Financial markets across the globe are experiencing severe distress at least equal to what was experienced during the global financial crisis in 2008. In March 2020, U.S. equity markets entered a bear market in the fastest such move in the history of U.S. financial markets. During much of 2020, the unemployment rate in the U.S. has been extremely high by historical standards. It is not possible to predict when unemployment and market conditions will return to more normal levels. The global economic shocks being experienced as of the date hereof may cause the underlying assumptions and expectations of the Fund to become outdated quickly or inaccurate, resulting in significant losses.

- **Non-Diversification Risk** — The Fund is classified as “non-diversified” under the Investment Company Act of 1940, as amended (“1940 Act”). This means it has the ability to invest a relatively high percentage of its assets in the securities of a small number of issuers or in financial instruments with a single counterparty or a few counterparties. This may increase the Fund's volatility and increase the risk that the Fund's performance will decline based on the performance of a single issuer or the credit of a single counterparty.

- **Index Performance Risk** — The Index maintained by a third party provider unaffiliated with the Fund or ProFund Advisors. There can be no guarantee or assurance that the methodology used by the third party provider to create the Index will result in the Fund achieving positive returns.

Further, there can be no guarantee that the methodology underlying the Index or the daily calculation of the Index will be free from error. It is also possible that the value of the Index may be subject to intentional manipulation by third-party market participants. The Index used by the Fund may underperform other asset classes and may underperform other similar indices. Each of these factors could have a negative impact on the performance of the Fund.

- **Active Investor Risk** — The Fund permits short-term trading of its securities. A significant portion of assets invested in the Fund may come from professional money managers and investors who use the Fund as part of active trading or tactical asset allocation strategies. These strategies often call for frequent trading to take advantage of anticipated changes in market conditions, which could increase portfolio turnover and may result in additional costs for the Fund. In addition, large movements of assets into and out of the Fund may have a negative impact on the Fund's ability to achieve its investment objective or maintain a consistent level of operating expenses. In certain circumstances, the Fund's expense ratio may vary from current estimates or the historical ratio disclosed in this Prospectus.
- **Early Close/Late Close/Trading Halt Risk** — An exchange or market may close early, close late or issue trading halts on specific securities or financial instruments. As a result, the ability to trade certain securities or financial instruments may be restricted, which may result in the Fund being unable to trade those and other related financial instruments at all. In these circumstances, the Fund may be unable to rebalance its portfolio, may be unable to accurately price its investments and/or may incur substantial trading losses.
- **Liquidity Risk** — In certain circumstances, such as the disruption of the orderly markets for the financial instruments in which the Fund invests, the Fund might not be able to acquire or dispose of certain holdings quickly or at prices that represent true market value in the judgment of ProFund Advisors. Markets for the financial instruments in which the Fund invests may be disrupted by a number of events, including but not limited to economic crises, political crises, health crises, natural disasters, excessive volatility, new legislation, or regulatory changes inside or outside of the U.S. For example, regulation limiting the ability of certain financial institutions to invest in certain financial instruments would likely reduce the liquidity of those instruments. These situations may prevent the Fund from limiting losses, realizing gains or achieving a high correlation with the Index.
- **Portfolio Turnover Risk** — The Fund may incur high portfolio turnover to manage the Fund's investment exposure. Additionally, active trading of the Fund's shares may cause more frequent purchase and sales activities that could, in certain circumstances, increase the number of portfolio transactions. High levels of portfolio transactions increase brokerage and other transaction costs and may result in

increased taxable capital gains. Each of these factors could have a negative impact on the performance of the Fund.

- **Tax Risk** — In order to qualify for the special tax treatment accorded a regulated investment company (“RIC”) and its shareholders, the Fund must derive at least 90% of its gross income for each taxable year from “qualifying income,” meet certain asset diversification tests at the end of each taxable quarter, and meet annual distribution requirements. The Fund’s pursuit of its investment strategies will potentially be limited by the Fund’s intention to qualify for such treatment and could adversely affect the Fund’s ability to so qualify. The Fund can make certain investments, the treatment of which for these purposes is unclear. If, in any year, the Fund were to fail to qualify for the special tax treatment accorded a RIC and its shareholders, and were ineligible to or were not to cure such failure, the Fund would be taxed in the same manner as an ordinary corporation subject to U.S. federal income tax on all its income at the fund level. The resulting taxes could substantially reduce the Fund’s net assets and the amount of income available for distribution. In addition, in order to requalify for taxation as a RIC, the Fund could be required to recognize unrealized gains, pay substantial taxes and interest, and make certain distributions. Please see the Statement of Additional Information for more information.

- **Valuation Risk** — In certain circumstances (e.g., if ProFund Advisors believes market quotations do not accurately reflect the fair value of an investment, or a trading halt closes an exchange or market early), ProFund Advisors may, in its sole discretion, choose to determine a fair value price as the basis for determining the market value of such investment for such day. The fair value of an investment determined by ProFund Advisors may be different from other value determinations of the same investment. Portfolio investments that are valued using techniques other than market quotations, including “fair valued” investments, may be subject to greater fluctuation in their value from one day to the next than would be the case if market quotations were used. In addition, there is no assurance that the Fund could sell a portfolio investment for the value established for it at any time, and it is possible that the Fund would incur a loss because a portfolio investment is sold at a discount to its established value.

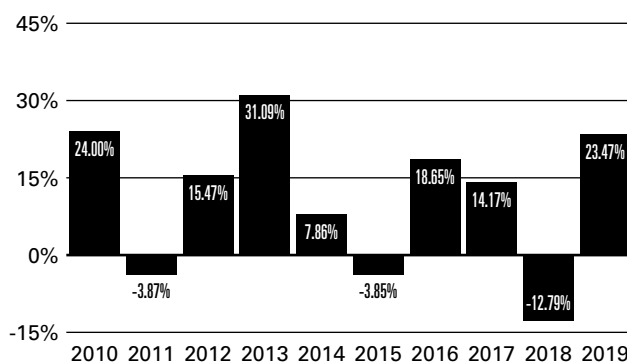
Please see “Investment Objectives, Principal Investment Strategies and Related Risks” in the Fund’s Prospectus for additional details.

Investment Results

The bar chart below shows how the Fund’s investment results for Investor Class shares have varied from year to year, and the table shows how the Fund’s average annual total returns for various periods compare with a broad measure of market performance. Performance for Service Class shares would differ to the extent their fees and expenses differ. This information provides some indication of the risks of investing in the Fund. In addition, the Fund’s performance information reflects applicable fee waivers

and/or expense limitations, if any, in effect during the periods presented. Absent such fee waivers/expense limitations, if any, performance would have been lower. Past results (before and after taxes) are not predictive of future results. Updated information on the Fund’s results can be obtained by visiting the Fund’s website (www.profund.com).

Annual Returns as of December 31



Best Quarter (ended 3/31/2019): **13.95%**

Worst Quarter (ended 9/30/2011): **-20.29%**

The year-to-date return as of the most recent quarter, which ended September 30, 2020, was -9.89%.

Average Annual Total Returns

As of December 31, 2019

	One Year	Five Years	Ten Years	Inception Date
Investor Class Shares				9/4/2001
– Before Taxes	23.47%	7.00%	10.56%	
– After Taxes on Distributions	22.06%	5.98%	9.95%	
– After Taxes on Distributions and Sale of Shares	14.89%	5.18%	8.55%	
Service Class Shares	22.26%	5.93%	9.47%	9/4/2001
S&P MidCap 400®¹	26.20%	9.03%	12.72%	

1 Reflects no deduction for fees, expenses or taxes. Adjusted to reflect the reinvestment of dividends paid by issuers in the Index.

Average annual total returns are shown on a before- and after-tax basis for the Fund. After-tax returns are calculated using the historical highest individual federal marginal income tax rates and do not reflect the impact of state and local taxes. Actual after-tax returns depend on an investor’s tax situation and may differ from those shown. After-tax returns shown are not relevant to investors who hold shares through tax-deferred arrangements, such as a retirement account. After-tax returns may exceed the return before taxes due to a tax benefit from realizing a capital loss on a sale of shares.

Management

The Fund is advised by ProFund Advisors. Michael Neches, Senior Portfolio Manager, and Devin Sullivan, Portfolio Manager,

have jointly and primarily managed the Fund since October 2013 and April 2018, respectively.

Purchase and Sale of Fund Shares

The **minimum initial investment** amounts for all classes, which may be waived at the discretion of the Fund, are:

- \$5,000 for accounts that list a financial professional.
- \$15,000 for self-directed accounts.

You may purchase, redeem or exchange Fund shares on any day which the New York Stock Exchange is open for business. Depending on where your account is held, you may redeem your shares by contacting your financial professional or the Fund by mail, telephone, wire transfer or on-line (www.profund.com).

Tax Information

The Fund's distributions generally are taxable, and will be taxed as ordinary income, qualified dividend income or capital gains,

unless you are investing through a tax-advantaged arrangement, such as a 401(k) plan or an individual retirement account. You may be taxed later upon withdrawal of monies from such tax-advantaged arrangements.

The Fund intends to distribute income, if any, and capital gains, if any, at least annually.

Payments to Broker-Dealers and Other Financial Intermediaries

If you purchase Fund shares through a financial intermediary, such as a broker-dealer or investment adviser, the Fund and its distributor may pay the intermediary for the sale of Fund shares and related services. These payments may create a conflict of interest by influencing the broker-dealer or other financial intermediary to recommend the Fund over another investment. Ask your financial intermediary or visit your financial intermediary's website for more information.

Investment Objective

Mid-Cap Value ProFund (the “Fund”) seeks investment results, before fees and expenses, that track the performance of the S&P MidCap 400[®] Value Index (the “Index”).

Fees and Expenses of the Fund

The table below describes the fees and expenses that you may pay if you buy, hold, and sell shares of the Fund. You may pay other fees, such as brokerage commissions and other fees to financial intermediaries, which are not reflected in the tables and examples below.

Shareholder Fees

(fees paid directly from your investment)

Wire Fee \$10

Annual Fund Operating Expenses

(expenses that you pay each year as a percentage of the value of your investment)

	Investor Class	Service Class
Investment Advisory Fees	0.75%	0.75%
Distribution and Service (12b-1) Fees	0.00%	1.00%
Other Expenses	1.35%	1.35%
Total Annual Fund Operating Expenses Before Fee Waivers and Expense Reimbursements¹	2.10%	3.10%
Fee Waivers/Reimbursements	-0.32%	-0.32%
Total Annual Fund Operating Expenses After Fee Waivers and Expense Reimbursements	1.78%	2.78%

¹ ProFund Advisors LLC (“ProFund Advisors”) has contractually agreed to waive Investment Advisory and Management Services Fees and to reimburse Other Expenses to the extent Total Annual Fund Operating Expenses Before Fee Waivers and Expense Reimbursements, as a percentage of average daily net assets, exceed 1.78% for Investor Class shares and 2.78% for Service Class shares through November 30, 2021. After such date, the expense limitation may be terminated or revised by ProFund Advisors. Amounts waived or reimbursed in a particular contractual period may be recouped by ProFund Advisors within three years of the end of that contractual period, however, such recoupment will be limited to the lesser of any expense limitation in place at the time of recoupment or the expense limitation in place at the time of waiver or reimbursement.

Example: This example is intended to help you compare the cost of investing in the Fund with the cost of investing in other funds.

The example assumes that you invest \$10,000 in the Fund for the time periods indicated and then redeem all of your shares at the end of each period. The example also assumes that your investment has a 5% return each year and that the Fund’s operating expenses remain the same, except that the fee waiver/expense reimbursement is assumed only to pertain to the first year. Although your actual costs may be higher or lower, based on these assumptions your approximate costs would be:

	1 Year	3 Years	5 Years	10 Years
Investor Class	\$181	\$627	\$1,099	\$2,406
Service Class	\$281	\$927	\$1,598	\$3,389

The Fund pays transaction and financing costs associated with the purchase and sale of securities and derivatives. These costs are not reflected in the table or the example above.

Portfolio Turnover

The Fund pays transaction costs, such as commissions, when it buys and sells securities (or “turns over” its portfolio). A higher portfolio turnover rate may indicate higher transaction costs and may result in higher taxes when the Fund’s shares are held in a taxable account. These costs, which are not reflected in the Annual Fund Operating Expenses or in the example above, affect the Fund’s performance. During the most recent fiscal year, the Fund’s annual portfolio turnover rate was 322% of the average value of its entire portfolio. This portfolio turnover rate is calculated without regard to cash instruments or derivatives transactions. If such transactions were included, the Fund’s portfolio turnover rate would be significantly higher.

Principal Investment Strategies

The Fund invests in financial instruments that ProFund Advisors believes, in combination, should track the performance of the Index.

The Index is constructed and maintained by S&P Dow Jones Indices LLC. The Index is designed to provide a comprehensive measure of mid-cap U.S. equity “value” performance. It is an unmanaged float-adjusted, market capitalization weighted index comprising of stocks from the S&P MidCap 400 that have been identified as being on the value end of the growth-value spectrum as determined by S&P Dow Jones Indices LLC. The Index is published under the Bloomberg ticker symbol “MIDV.”

The Fund will invest principally in the financial instruments set forth below. The Fund expects that its cash balances maintained in connection with the use of financial instruments will typically be held in money market instruments.

- **Equity Securities** — The Fund invests in common stock issued by public companies.
- **Derivatives** — The Fund invests in derivatives, which are financial instruments whose value is derived from the value of an underlying asset or assets, such as stocks, bonds, funds (including exchange-traded funds (“ETFs”)), interest rates or indexes. The Fund invests in derivatives as a substitute for investing directly in stocks in order to gain exposure to the Index. These derivatives principally include:
 - **Swap Agreements** — Contracts entered into primarily with major global financial institutions for a specified period ranging from a day to more than one year. In a standard “swap” transaction, two parties agree to exchange the return (or differentials in rates of return)

earned or realized on particular predetermined investments or instruments. The gross return to be exchanged or “swapped” between the parties is calculated with respect to a “notional amount,” e.g., the return on or change in value of a particular dollar amount invested in a “basket” of securities or an ETF representing a particular index.

- **Futures Contracts** — Standardized contracts traded on, or subject to the rules of, an exchange that call for the future delivery of a specified quantity and type of asset at a specified time and place or, alternatively, may call for cash settlement.
- **Money Market Instruments** — The Fund invests in short-term cash instruments that have a remaining maturity of 397 days or less and exhibit high quality credit profiles, for example:
 - **U.S. Treasury Bills** — U.S. government securities that have initial maturities of one year or less, and are supported by the full faith and credit of the U.S. government.
 - **Repurchase Agreements** — Contracts in which a seller of securities, usually U.S. government securities or other money market instruments, agrees to buy the securities back at a specified time and price. Repurchase agreements are primarily used by the Fund as a short-term investment vehicle for cash positions.

ProFund Advisors uses a mathematical approach to investing. Using this approach, ProFund Advisors determines the type, quantity and mix of investment positions that it believes, in combination, the Fund should hold to produce returns consistent with the Fund’s investment objective. The Fund may invest in or gain exposure to only a representative sample of the securities in the Index or to securities not contained in the Index or in financial instruments, with the intent of obtaining exposure with aggregate characteristics similar to those of the Index. In managing the assets of the Fund, ProFund Advisors does not invest the assets of the Fund in securities or financial instruments based on ProFund Advisors’ view of the investment merit of a particular security, instrument, or company, nor does it conduct conventional investment research or analysis or forecast market movement or trends.

The Fund will concentrate or focus its investments in a particular industry or group of industries to approximately the same extent the Index is so concentrated or focused.

As of July 31, 2020, the Index was not concentrated in an industry group, but was focused in the financials industry group.

Please see “Investment Objectives, Principal Investment Strategies and Related Risks” in the Fund’s Prospectus for additional details.

Principal Risks

You could lose money by investing in the Fund.

The principal risks described below are intended to provide information about the factors likely to have a significant adverse impact on the Fund’s returns and consequently the value of an investment in the Fund. The risks are presented in an order intended to facilitate readability and their order does not imply that the realization of one risk is more likely to occur than another risk or likely to have a greater adverse impact than another risk.

- **Risks Associated with the Use of Derivatives** — Investing in derivatives may be considered aggressive and may expose the Fund to greater risks and may result in larger losses or smaller gains than investing directly in the reference asset(s) underlying those derivatives. These risks include counterparty risk, liquidity risk and increased correlation risk. When the Fund uses derivatives, there may be imperfect correlation between the value of the reference asset(s) underlying the derivative (e.g., the Index) and the derivative, which may prevent the Fund from achieving its investment objective. Because derivatives often require only a limited initial investment, the use of derivatives also may expose the Fund to losses in excess of those amounts initially invested. The Fund may use a combination of swaps on the Index and swaps on an ETF that is designed to track the performance of the Index. The performance of an ETF may not track the performance of the Index due to embedded costs and other factors. Thus, to the extent the Fund invests in swaps that use an ETF as the reference asset, the Fund may be subject to greater correlation risk and may not achieve as high a degree of correlation with the Index as it would if the Fund only used swaps on the Index. Moreover, with respect to the use of swap agreements, if the Index has a dramatic intraday move that causes a material decline in the Fund’s net assets, the terms of a swap agreement between the Fund and its counterparty may permit the counterparty to immediately close out the transaction with the Fund. In that event, the Fund may be unable to enter into another swap agreement or invest in other derivatives to achieve the desired exposure consistent with the Fund’s investment objective. This, in turn, may prevent the Fund from achieving its investment objective, even if the Index reverses all or a portion of its intraday move by the end of the day. As a result, the value of an investment in the Fund may change quickly and without warning. Any costs associated with using derivatives will also have the effect of lowering the Fund’s return.

- **Correlation Risk** — A number of factors may affect the Fund’s ability to achieve a high degree of correlation with the Index, and there is no guarantee that the Fund will achieve a high degree of correlation. Failure to achieve a high degree of correlation may prevent the Fund from achieving its investment objective.

Factors that may adversely affect the Fund’s correlation with the Index include fees, expenses, transaction costs, income items, valuation methodology, accounting standards and

disruptions or illiquidity in the markets for the financial instruments in which the Fund invests. The Fund may not have investment exposure to all of the securities in the Index, or its weighting of investment exposure to securities may be different from that of the Index. In addition, the Fund may invest in securities not included in the Index. The Fund may take or refrain from taking positions in order to improve tax efficiency, comply with regulatory restrictions, or for other reasons, each of which may negatively affect the Fund's correlation with the Index. The Fund may also be subject to large movements of assets into and out of the Fund, potentially resulting in the Fund being over- or underexposed to the Index and may be impacted by Index reconstitutions and Index rebalancing events. Additionally, the Fund's underlying investments may trade on markets that may not be open on the same day as the Fund, which may cause a difference between the change in the performance of the Fund and change in the level of the Index on such day. Any of these factors could decrease correlation between the performance of the Fund and the Index and may hinder the Fund's ability to meet its investment objective.

- **Counterparty Risk** — Investing in derivatives and repurchase agreements involves entering into contracts with third parties (i.e., counterparties). The use of derivatives involves risks that are different from those associated with ordinary portfolio securities transactions. The Fund will be subject to credit risk (i.e., the risk that a counterparty is or is perceived to be unwilling or unable to make timely payments or otherwise meet its contractual obligations) with respect to the amount it expects to receive from counterparties to derivatives and repurchase agreements entered into by the Fund. If a counterparty becomes bankrupt or fails to perform its obligations, or if any collateral posted by the counterparty for the benefit of the Fund is insufficient or there are delays in the Fund's ability to access such collateral, the value of an investment in the Fund may decline.

The counterparty to a listed futures contract is the clearing organization for the listed future, which is held through a futures commission merchant ("FCM") acting on behalf of the Fund. Consequently, the counterparty risk on a listed futures contract is the creditworthiness of the FCM and the exchange's clearing corporation.

- **Exposure to Small- and Mid-Cap Company Investment Risk** — The risk of equity investing may be particularly acute for securities of issuers with smaller market capitalizations. Small- and mid-cap companies may have limited product lines or resources, may be dependent upon a particular market niche and may have greater fluctuations in price than the stocks of larger companies. Small- and mid-cap companies may lack the financial and personnel resources to handle economic or industry-wide setbacks and, as a result, such setbacks could have a greater effect on small- and mid-cap security prices. Additionally, small- and mid-cap company stocks may trade at greater spreads or lower trading volumes,

and may be less liquid than the stocks of larger companies. Further, stocks of small- and mid-sized companies could be more difficult to liquidate during market downturns compared to larger, more widely traded companies.

- **Value Investing Risk** — Value investing carries the risk that the market will not recognize a security's intrinsic value for a long time, or that a stock deemed to be undervalued by the relevant index methodology may actually be appropriately priced or overvalued.
- **Equity and Market Risk** — Equity markets are volatile, and the value of securities, swaps, futures and other instruments correlated with equity markets may fluctuate dramatically from day to day. Equity markets are subject to corporate, political, regulatory, market and economic developments, as well as developments that impact specific economic sectors, industries or segments of the market. Further, stocks in the Index may underperform other equity investments. Volatility in the markets and/or market developments may cause the value of an investment in the Fund to decrease over short or long periods of time.
- **Concentration and Focused Investing** — The Index may concentrate (i.e., composed of securities that represent 25 percent or more of the value of the Index) or focus (i.e., composed of securities that represent a substantial portion of its value, but less than 25 percent) in an industry or group of industries. The Fund will allocate its investments to approximately the same extent as the Index. As a result, the Fund may be subject to greater market fluctuations than a fund that is more broadly invested across industries. Financial, economic, business, regulatory conditions, and other developments affecting issuers in a particular industry or group of industries will have a greater effect on the Fund, and if securities of the particular industry or group of industries as a group fall out of favor, the Fund could underperform, or its net asset value may be more volatile than, funds that have greater industry diversification.
- **Natural Disaster/Epidemic Risk** — Natural or environmental disasters, such as earthquakes, fires, floods, hurricanes, tsunamis and other severe weather-related phenomena generally, and widespread disease, including pandemics and epidemics (for example, the novel coronavirus COVID-19), have been and can be highly disruptive to economies and markets and have recently led, and may continue to lead, to increased market volatility and significant market losses. Such natural disaster and health crises could exacerbate political, social, and economic risks, and result in significant breakdowns, delays, shutdowns, social isolation, and other disruptions to important global, local and regional supply chains affected, with potential corresponding results on the operating performance of the Fund and its investments. A climate of uncertainty and panic, including the contagion of infectious viruses or diseases, may adversely affect global, regional, and local economies and reduce the

availability of potential investment opportunities, and increases the difficulty of performing due diligence and modeling market conditions, potentially reducing the accuracy of financial projections. Under these circumstances, the Fund may have difficulty achieving its investment objectives which may adversely impact Fund performance. Further, such events can be highly disruptive to economies and markets, significantly disrupt the operations of individual companies (including, but not limited to, the Fund's investment advisor, third party service providers, and counterparties), sectors, industries, markets, securities and commodity exchanges, currencies, interest and inflation rates, credit ratings, investor sentiment, and other factors affecting the value of the Fund's investments. These factors can cause substantial market volatility, exchange trading suspensions and closures, changes in the availability of and the margin requirements for certain instruments, and can impact the ability of the Fund to complete redemptions and otherwise affect Fund performance and Fund trading in the secondary market. A widespread crisis would also affect the global economy in ways that cannot necessarily be foreseen. How long such events will last and whether they will continue or recur cannot be predicted. Impacts from these could have a significant impact on the Fund's performance, resulting in losses to your investment.

• **Risk that Current Assumptions and Expectations Could Become Outdated As a Result of Global Economic Shock** —

The onset of the novel coronavirus (COVID-19) has caused significant shocks to global financial markets and economies, with many governments taking extreme actions to slow and contain the spread of COVID-19. These actions have had, and likely will continue to have, a severe economic impact on global economies as economic activity in some instances has essentially ceased. Financial markets across the globe are experiencing severe distress at least equal to what was experienced during the global financial crisis in 2008. In March 2020, U.S. equity markets entered a bear market in the fastest such move in the history of U.S. financial markets. During much of 2020, the unemployment rate in the U.S. has been extremely high by historical standards. It is not possible to predict when unemployment and market conditions will return to more normal levels. The global economic shocks being experienced as of the date hereof may cause the underlying assumptions and expectations of the Fund to become outdated quickly or inaccurate, resulting in significant losses.

- **Index Performance Risk** — The Index maintained by a third party provider unaffiliated with the Fund or ProFund Advisors. There can be no guarantee or assurance that the methodology used by the third party provider to create the Index will result in the Fund achieving positive returns. Further, there can be no guarantee that the methodology

underlying the Index or the daily calculation of the Index will be free from error. It is also possible that the value of the Index may be subject to intentional manipulation by third-party market participants. The Index used by the Fund may underperform other asset classes and may underperform other similar indices. Each of these factors could have a negative impact on the performance of the Fund.

- **Active Investor Risk** — The Fund permits short-term trading of its securities. A significant portion of assets invested in the Fund may come from professional money managers and investors who use the Fund as part of active trading or tactical asset allocation strategies. These strategies often call for frequent trading to take advantage of anticipated changes in market conditions, which could increase portfolio turnover and may result in additional costs for the Fund. In addition, large movements of assets into and out of the Fund may have a negative impact on the Fund's ability to achieve its investment objective or maintain a consistent level of operating expenses. In certain circumstances, the Fund's expense ratio may vary from current estimates or the historical ratio disclosed in this Prospectus.
- **Early Close/Late Close/Trading Halt Risk** — An exchange or market may close early, close late or issue trading halts on specific securities or financial instruments. As a result, the ability to trade certain securities or financial instruments may be restricted, which may result in the Fund being unable to trade those and other related financial instruments at all. In these circumstances, the Fund may be unable to rebalance its portfolio, may be unable to accurately price its investments and/or may incur substantial trading losses.
- **Liquidity Risk** — In certain circumstances, such as the disruption of the orderly markets for the financial instruments in which the Fund invests, the Fund might not be able to acquire or dispose of certain holdings quickly or at prices that represent true market value in the judgment of ProFund Advisors. Markets for the financial instruments in which the Fund invests may be disrupted by a number of events, including but not limited to economic crises, political crises, health crises, natural disasters, excessive volatility, new legislation, or regulatory changes inside or outside of the U.S. For example, regulation limiting the ability of certain financial institutions to invest in certain financial instruments would likely reduce the liquidity of those instruments. These situations may prevent the Fund from limiting losses, realizing gains or achieving a high correlation with the Index.
- **Portfolio Turnover Risk** — The Fund may incur high portfolio turnover to manage the Fund's investment exposure. Additionally, active trading of the Fund's shares may cause more frequent purchase and sales activities that could, in certain circumstances, increase the number of portfolio transactions. High levels of portfolio transactions increase

brokerage and other transaction costs and may result in increased taxable capital gains. Each of these factors could have a negative impact on the performance of the Fund.

- **Tax Risk** — In order to qualify for the special tax treatment accorded a regulated investment company (“RIC”) and its shareholders, the Fund must derive at least 90% of its gross income for each taxable year from “qualifying income,” meet certain asset diversification tests at the end of each taxable quarter, and meet annual distribution requirements. The Fund’s pursuit of its investment strategies will potentially be limited by the Fund’s intention to qualify for such treatment and could adversely affect the Fund’s ability to so qualify. The Fund can make certain investments, the treatment of which for these purposes is unclear. If, in any year, the Fund were to fail to qualify for the special tax treatment accorded a RIC and its shareholders, and were ineligible to or were not to cure such failure, the Fund would be taxed in the same manner as an ordinary corporation subject to U.S. federal income tax on all its income at the fund level. The resulting taxes could substantially reduce the Fund’s net assets and the amount of income available for distribution. In addition, in order to requalify for taxation as a RIC, the Fund could be required to recognize unrealized gains, pay substantial taxes and interest, and make certain distributions. Please see the Statement of Additional Information for more information.

- **Valuation Risk** — In certain circumstances (e.g., if ProFund Advisors believes market quotations do not accurately reflect the fair value of an investment, or a trading halt closes an exchange or market early), ProFund Advisors may, in its sole discretion, choose to determine a fair value price as the basis for determining the market value of such investment for such day. The fair value of an investment determined by ProFund Advisors may be different from other value determinations of the same investment. Portfolio investments that are valued using techniques other than market quotations, including “fair valued” investments, may be subject to greater fluctuation in their value from one day to the next than would be the case if market quotations were used. In addition, there is no assurance that the Fund could sell a portfolio investment for the value established for it at any time, and it is possible that the Fund would incur a loss because a portfolio investment is sold at a discount to its established value.

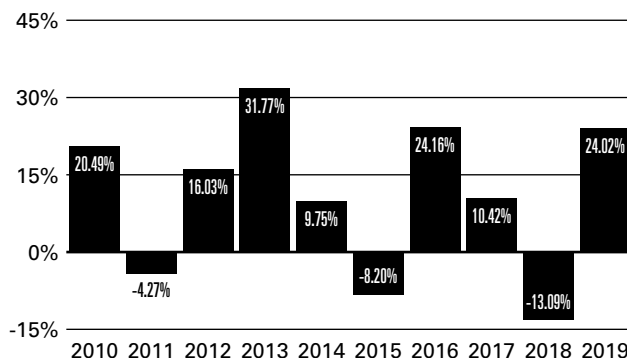
Please see “Investment Objectives, Principal Investment Strategies and Related Risks” in the Fund’s Prospectus for additional details.

Investment Results

The bar chart below shows how the Fund’s investment results for Investor Class shares have varied from year to year, and the table shows how the Fund’s average annual total returns for various periods compare with a broad measure of market performance. Performance for Service Class shares would differ to the extent their fees and expenses differ. This information provides some indication of the risks of investing in the Fund. In addition, the

Fund’s performance information reflects applicable fee waivers and/or expense limitations, if any, in effect during the periods presented. Absent such fee waivers/expense limitations, if any, performance would have been lower. Past results (before and after taxes) are not predictive of future results. Updated information on the Fund’s results can be obtained by visiting the Fund’s website (www.profund.com).

Annual Returns as of December 31



Best Quarter (ended 12/31/2011): **15.21%**

Worst Quarter (ended 9/30/2011): **-21.24%**

The year-to-date return as of the most recent quarter, which ended September 30, 2020, was -20.49%.

Average Annual Total Returns

As of December 31, 2019

	One Year	Five Years	Ten Years	Inception Date
Investor Class Shares				9/4/2001
– Before Taxes	24.02%	6.29%	10.13%	
– After Taxes on Distributions	23.91%	5.45%	9.57%	
– After Taxes on Distributions and Sale of Shares	14.31%	4.76%	8.27%	
Service Class Shares	22.79%	5.20%	9.03%	9/4/2001
S&P MidCap 400® Value Index¹	26.08%	8.07%	12.16%	

1 Reflects no deduction for fees, expenses or taxes. Adjusted to reflect the reinvestment of dividends paid by issuers in the Index.

Average annual total returns are shown on a before- and after-tax basis for the Fund. After-tax returns are calculated using the historical highest individual federal marginal income tax rates and do not reflect the impact of state and local taxes. Actual after-tax returns depend on an investor’s tax situation and may differ from those shown. After-tax returns shown are not relevant to investors who hold shares through tax-deferred arrangements, such as a retirement account. After-tax returns may exceed the return before taxes due to a tax benefit from realizing a capital loss on a sale of shares.

Management

The Fund is advised by ProFund Advisors. Michael Neches, Senior Portfolio Manager, and Devin Sullivan, Portfolio Manager,

have jointly and primarily managed the Fund since October 2013 and April 2018, respectively.

Purchase and Sale of Fund Shares

The **minimum initial investment** amounts for all classes, which may be waived at the discretion of the Fund, are:

- \$5,000 for accounts that list a financial professional.
- \$15,000 for self-directed accounts.

You may purchase, redeem or exchange Fund shares on any day which the New York Stock Exchange is open for business. Depending on where your account is held, you may redeem your shares by contacting your financial professional or the Fund by mail, telephone, wire transfer or on-line (www.profund.com).

Tax Information

The Fund's distributions generally are taxable, and will be taxed as ordinary income, qualified dividend income or capital gains,

unless you are investing through a tax-advantaged arrangement, such as a 401(k) plan or an individual retirement account. You may be taxed later upon withdrawal of monies from such tax-advantaged arrangements.

The Fund intends to distribute income, if any, and capital gains, if any, at least annually.

Payments to Broker-Dealers and Other Financial Intermediaries

If you purchase Fund shares through a financial intermediary, such as a broker-dealer or investment adviser, the Fund and its distributor may pay the intermediary for the sale of Fund shares and related services. These payments may create a conflict of interest by influencing the broker-dealer or other financial intermediary to recommend the Fund over another investment. Ask your financial intermediary or visit your financial intermediary's website for more information.

Investment Objective

Nasdaq-100 ProFund (the “Fund”) seeks investment results, before fees and expenses, that track the performance of the Nasdaq-100[®] Index (the “Index”).

Fees and Expenses of the Fund

The table below describes the fees and expenses that you may pay if you buy, hold, and sell shares of the Fund. You may pay other fees, such as brokerage commissions and other fees to financial intermediaries, which are not reflected in the tables and examples below.

Shareholder Fees

(fees paid directly from your investment)

Wire Fee \$10

Annual Fund Operating Expenses

(expenses that you pay each year as a percentage of the value of your investment)

	Investor Class	Service Class
Investment Advisory Fees	0.70%	0.70%
Distribution and Service (12b-1) Fees	0.00%	1.00%
Other Expenses	0.86%	0.86%
Total Annual Fund Operating Expenses¹	1.56%	2.56%

¹ ProFund Advisors LLC (“ProFund Advisors”) has contractually agreed to waive Investment Advisory and Management Services Fees and to reimburse Other Expenses to the extent Total Annual Fund Operating Expenses Before Fee Waivers and Expense Reimbursements, as a percentage of average daily net assets, exceed 1.95% for Investor Class shares and 2.95% for Service Class shares through November 30, 2021. After such date, the expense limitation may be terminated or revised by ProFund Advisors. Amounts waived or reimbursed in a particular contractual period may be recouped by ProFund Advisors within three years of the end of that contractual period, however, such recoupment will be limited to the lesser of any expense limitation in place at the time of recoupment or the expense limitation in place at the time of waiver or reimbursement.

Example: This example is intended to help you compare the cost of investing in the Fund with the cost of investing in other funds.

The example assumes that you invest \$10,000 in the Fund for the time periods indicated and then redeem all of your shares at the end of each period. The example also assumes that your investment has a 5% return each year and that the Fund’s operating expenses remain the same. Although your actual costs may be higher or lower, based on these assumptions your approximate costs would be:

	1Year	3Years	5Years	10Years
Investor Class	\$159	\$493	\$850	\$1,856
Service Class	\$259	\$796	\$1,360	\$2,895

The Fund pays transaction and financing costs associated with the purchase and sale of securities and derivatives. These costs are not reflected in the table or the example above.

Portfolio Turnover

The Fund pays transaction costs, such as commissions, when it buys and sells securities (or “turns over” its portfolio). A higher portfolio turnover rate may indicate higher transaction costs and may result in higher taxes when the Fund’s shares are held in a taxable account. These costs, which are not reflected in the Annual Fund Operating Expenses or in the example above, affect the Fund’s performance. During the most recent fiscal year, the Fund’s annual portfolio turnover rate was 39% of the average value of its entire portfolio. This portfolio turnover rate is calculated without regard to cash instruments or derivatives transactions. If such transactions were included, the Fund’s portfolio turnover rate would be significantly higher.

Principal Investment Strategies

The Fund invests in financial instruments that ProFund Advisors believes, in combination, should track the performance of the Index.

The Index is constructed and maintained by Nasdaq Inc. (the “Index Provider”). The Index includes 100 of the largest domestic and international non-financial companies listed on The Nasdaq Stock Market based on market capitalization. The Index reflects companies across major industry groups including computer hardware and software, telecommunications, retail/wholesale trade and biotechnology. Companies selected for inclusion are non-financial companies that meet appropriate trading volumes, adjusted market capitalization and other eligibility criteria. The Index is published under the Bloomberg ticker symbol “NDX.”

The Fund will invest principally in the financial instruments set forth below. The Fund expects that its cash balances maintained in connection with the use of financial instruments will typically be held in money market instruments.

- **Equity Securities** — The Fund invests in common stock issued by public companies.
- **Derivatives** — The Fund invests in derivatives, which are financial instruments whose value is derived from the value of an underlying asset or assets, such as stocks, bonds, funds (including exchange-traded funds (“ETFs”)), interest rates or indexes. The Fund invests in derivatives as a substitute for investing directly in stocks in order to gain exposure to the Index. These derivatives principally include:
 - **Swap Agreements** — Contracts entered into primarily with major global financial institutions for a specified period ranging from a day to more than one year. In a standard “swap” transaction, two parties agree to exchange the return (or differentials in rates of return) earned or realized on particular predetermined investments or instruments. The gross return to be exchanged or “swapped” between the parties is calculated with respect to a “notional amount,” e.g., the return on or change in value of a particular dollar

amount invested in a “basket” of securities or an ETF representing a particular index.

- **Futures Contracts** — Standardized contracts traded on, or subject to the rules of, an exchange that call for the future delivery of a specified quantity and type of asset at a specified time and place or, alternatively, may call for cash settlement.
- **Money Market Instruments** — The Fund invests in short-term cash instruments that have a remaining maturity of 397 days or less and exhibit high quality credit profiles, for example:
 - **U.S. Treasury Bills** — U.S. government securities that have initial maturities of one year or less, and are supported by the full faith and credit of the U.S. government.
 - **Repurchase Agreements** — Contracts in which a seller of securities, usually U.S. government securities or other money market instruments, agrees to buy the securities back at a specified time and price. Repurchase agreements are primarily used by the Fund as a short-term investment vehicle for cash positions.

ProFund Advisors uses a mathematical approach to investing. Using this approach, ProFund Advisors determines the type, quantity and mix of investment positions that it believes, in combination, the Fund should hold to produce returns consistent with the Fund’s investment objective. The Fund may invest in or gain exposure to only a representative sample of the securities in the Index or to securities not contained in the Index or in financial instruments, with the intent of obtaining exposure with aggregate characteristics similar to those of the Index. In managing the assets of the Fund, ProFund Advisors does not invest the assets of the Fund in securities or financial instruments based on ProFund Advisors’ view of the investment merit of a particular security, instrument, or company, nor does it conduct conventional investment research or analysis or forecast market movement or trends.

The Fund will concentrate or focus its investments in a particular industry or group of industries to approximately the same extent the Index is so concentrated or focused. As of July 31, 2020, the Index was concentrated in the information technology industry group and was focused in the consumer discretionary and communication services industry groups.

Please see “Investment Objectives, Principal Investment Strategies and Related Risks” in the Fund’s Prospectus for additional details.

Principal Risks

You could lose money by investing in the Fund.

The principal risks described below are intended to provide information about the factors likely to have a significant adverse impact on the Fund’s returns and consequently the value of an investment in the Fund. The risks are presented in an order intended to facilitate readability and their order does not imply

that the realization of one risk is more likely to occur than another risk or likely to have a greater adverse impact than another risk.

- **Risks Associated with the Use of Derivatives** — Investing in derivatives may be considered aggressive and may expose the Fund to greater risks and may result in larger losses or smaller gains than investing directly in the reference asset(s) underlying those derivatives. These risks include counterparty risk, liquidity risk and increased correlation risk. When the Fund uses derivatives, there may be imperfect correlation between the value of the reference asset(s) underlying the derivative (e.g., the Index) and the derivative, which may prevent the Fund from achieving its investment objective. Because derivatives often require only a limited initial investment, the use of derivatives also may expose the Fund to losses in excess of those amounts initially invested. The Fund may use a combination of swaps on the Index and swaps on an ETF that is designed to track the performance of the Index. The performance of an ETF may not track the performance of the Index due to embedded costs and other factors. Thus, to the extent the Fund invests in swaps that use an ETF as the reference asset, the Fund may be subject to greater correlation risk and may not achieve as high a degree of correlation with the Index as it would if the Fund only used swaps on the Index. Moreover, with respect to the use of swap agreements, if the Index has a dramatic intraday move that causes a material decline in the Fund’s net assets, the terms of a swap agreement between the Fund and its counterparty may permit the counterparty to immediately close out the transaction with the Fund. In that event, the Fund may be unable to enter into another swap agreement or invest in other derivatives to achieve the desired exposure consistent with the Fund’s investment objective. This, in turn, may prevent the Fund from achieving its investment objective, even if the Index reverses all or a portion of its intraday move by the end of the day. As a result, the value of an investment in the Fund may change quickly and without warning. Any costs associated with using derivatives will also have the effect of lowering the Fund’s return.
- **Correlation Risk** — A number of factors may affect the Fund’s ability to achieve a high degree of correlation with the Index, and there is no guarantee that the Fund will achieve a high degree of correlation. Failure to achieve a high degree of correlation may prevent the Fund from achieving its investment objective.

Factors that may adversely affect the Fund’s correlation with the Index include fees, expenses, transaction costs, income items, valuation methodology, accounting standards and disruptions or illiquidity in the markets for the financial instruments in which the Fund invests. The Fund may not have investment exposure to all of the securities in the Index, or its weighting of investment exposure to securities may be different from that of the Index. In addition, the Fund may invest in securities not included in the Index. The Fund may

take or refrain from taking positions in order to improve tax efficiency, comply with regulatory restrictions, or for other reasons, each of which may negatively affect the Fund's correlation with the Index. The Fund may also be subject to large movements of assets into and out of the Fund, potentially resulting in the Fund being over- or underexposed to the Index and may be impacted by Index reconstitutions and Index rebalancing events. Additionally, the Fund's underlying investments may trade on markets that may not be open on the same day as the Fund, which may cause a difference between the change in the performance of the Fund and change in the level of the Index on such day. Any of these factors could decrease correlation between the performance of the Fund and the Index and may hinder the Fund's ability to meet its investment objective.

- **Counterparty Risk** — Investing in derivatives and repurchase agreements involves entering into contracts with third parties (i.e., counterparties). The use of derivatives involves risks that are different from those associated with ordinary portfolio securities transactions. The Fund will be subject to credit risk (i.e., the risk that a counterparty is or is perceived to be unwilling or unable to make timely payments or otherwise meet its contractual obligations) with respect to the amount it expects to receive from counterparties to derivatives and repurchase agreements entered into by the Fund. If a counterparty becomes bankrupt or fails to perform its obligations, or if any collateral posted by the counterparty for the benefit of the Fund is insufficient or there are delays in the Fund's ability to access such collateral, the value of an investment in the Fund may decline.

The counterparty to a listed futures contract is the clearing organization for the listed future, which is held through a futures commission merchant ("FCM") acting on behalf of the Fund. Consequently, the counterparty risk on a listed futures contract is the creditworthiness of the FCM and the exchange's clearing corporation.

- **Equity and Market Risk** — Equity markets are volatile, and the value of securities, swaps, futures and other instruments correlated with equity markets may fluctuate dramatically from day to day. Equity markets are subject to corporate, political, regulatory, market and economic developments, as well as developments that impact specific economic sectors, industries or segments of the market. Further, stocks in the Index may underperform other equity investments. Volatility in the markets and/or market developments may cause the value of an investment in the Fund to decrease over short or long periods of time.
- **Concentration and Focused Investing** — The Index may concentrate (i.e., composed of securities that represent 25 percent or more of the value of the Index) or focus (i.e., composed of securities that represent a substantial portion of its value, but less than 25 percent) in an industry or group of industries. The Fund will allocate its investments to approximately the same extent as the Index. As a result, the

Fund may be subject to greater market fluctuations than a fund that is more broadly invested across industries. Financial, economic, business, regulatory conditions, and other developments affecting issuers in a particular industry or group of industries will have a greater effect on the Fund, and if securities of the particular industry or group of industries as a group fall out of favor, the Fund could underperform, or its net asset value may be more volatile than, funds that have greater industry diversification.

- **Exposure to Large-Cap Company Investment Risk** — Although returns on investments in large-cap companies are often perceived as being less volatile than the returns of companies with smaller market capitalizations, the return on large-cap securities could trail the returns on investments in smaller and mid-sized companies for a number of reasons. For example, large-cap companies may be unable to respond quickly to new competitive challenges, such as changes in technology, and also may not be able to attain the high growth rate of successful smaller companies.
- **Natural Disaster/Epidemic Risk** — Natural or environmental disasters, such as earthquakes, fires, floods, hurricanes, tsunamis and other severe weather-related phenomena generally, and widespread disease, including pandemics and epidemics (for example, the novel coronavirus COVID-19), have been and can be highly disruptive to economies and markets and have recently led, and may continue to lead, to increased market volatility and significant market losses. Such natural disaster and health crises could exacerbate political, social, and economic risks, and result in significant breakdowns, delays, shutdowns, social isolation, and other disruptions to important global, local and regional supply chains affected, with potential corresponding results on the operating performance of the Fund and its investments. A climate of uncertainty and panic, including the contagion of infectious viruses or diseases, may adversely affect global, regional, and local economies and reduce the availability of potential investment opportunities, and increases the difficulty of performing due diligence and modeling market conditions, potentially reducing the accuracy of financial projections. Under these circumstances, the Fund may have difficulty achieving its investment objectives which may adversely impact Fund performance. Further, such events can be highly disruptive to economies and markets, significantly disrupt the operations of individual companies (including, but not limited to, the Fund's investment advisor, third party service providers, and counterparties), sectors, industries, markets, securities and commodity exchanges, currencies, interest and inflation rates, credit ratings, investor sentiment, and other factors affecting the value of the Fund's investments. These factors can cause substantial market volatility, exchange trading suspensions and closures, changes in the availability of and the margin requirements for certain instruments, and can impact the ability of the Fund to complete redemptions and otherwise

affect Fund performance and Fund trading in the secondary market. A widespread crisis would also affect the global economy in ways that cannot necessarily be foreseen. How long such events will last and whether they will continue or recur cannot be predicted. Impacts from these could have a significant impact on the Fund's performance, resulting in losses to your investment.

• **Risk that Current Assumptions and Expectations Could Become Outdated As a Result of Global Economic Shock** —

The onset of the novel coronavirus (COVID-19) has caused significant shocks to global financial markets and economies, with many governments taking extreme actions to slow and contain the spread of COVID-19. These actions have had, and likely will continue to have, a severe economic impact on global economies as economic activity in some instances has essentially ceased. Financial markets across the globe are experiencing severe distress at least equal to what was experienced during the global financial crisis in 2008. In March 2020, U.S. equity markets entered a bear market in the fastest such move in the history of U.S. financial markets. During much of 2020, the unemployment rate in the U.S. has been extremely high by historical standards. It is not possible to predict when unemployment and market conditions will return to more normal levels. The global economic shocks being experienced as of the date hereof may cause the underlying assumptions and expectations of the Fund to become outdated quickly or inaccurate, resulting in significant losses.

• **Non-Diversification Risk** — The Fund is classified as “non-diversified” under the Investment Company Act of 1940, as amended (“1940 Act”). This means it has the ability to invest a relatively high percentage of its assets in the securities of a small number of issuers or in financial instruments with a single counterparty or a few counterparties. This may increase the Fund's volatility and increase the risk that the Fund's performance will decline based on the performance of a single issuer or the credit of a single counterparty.

• **Index Performance Risk** — The Index maintained by a third party provider unaffiliated with the Fund or ProFund Advisors. There can be no guarantee or assurance that the methodology used by the third party provider to create the Index will result in the Fund achieving positive returns. Further, there can be no guarantee that the methodology underlying the Index or the daily calculation of the Index will be free from error. It is also possible that the value of the Index may be subject to intentional manipulation by third-party market participants. The Index used by the Fund may underperform other asset classes and may underperform other similar indices. Each of these factors could have a negative impact on the performance of the Fund.

• **Active Investor Risk** — The Fund permits short-term trading of its securities. A significant portion of assets invested in the Fund may come from professional money managers and investors who use the Fund as part of active trading or tactical

asset allocation strategies. These strategies often call for frequent trading to take advantage of anticipated changes in market conditions, which could increase portfolio turnover and may result in additional costs for the Fund. In addition, large movements of assets into and out of the Fund may have a negative impact on the Fund's ability to achieve its investment objective or maintain a consistent level of operating expenses. In certain circumstances, the Fund's expense ratio may vary from current estimates or the historical ratio disclosed in this Prospectus.

• **Early Close/Late Close/Trading Halt Risk** — An exchange or market may close early, close late or issue trading halts on specific securities or financial instruments. As a result, the ability to trade certain securities or financial instruments may be restricted, which may result in the Fund being unable to trade those and other related financial instruments at all. In these circumstances, the Fund may be unable to rebalance its portfolio, may be unable to accurately price its investments and/or may incur substantial trading losses.

• **Liquidity Risk** — In certain circumstances, such as the disruption of the orderly markets for the financial instruments in which the Fund invests, the Fund might not be able to acquire or dispose of certain holdings quickly or at prices that represent true market value in the judgment of ProFund Advisors. Markets for the financial instruments in which the Fund invests may be disrupted by a number of events, including but not limited to economic crises, political crises, health crises, natural disasters, excessive volatility, new legislation, or regulatory changes inside or outside of the U.S. For example, regulation limiting the ability of certain financial institutions to invest in certain financial instruments would likely reduce the liquidity of those instruments. These situations may prevent the Fund from limiting losses, realizing gains or achieving a high correlation with the Index.

• **Portfolio Turnover Risk** — The Fund may incur high portfolio turnover to manage the Fund's investment exposure. Additionally, active trading of the Fund's shares may cause more frequent purchase and sales activities that could, in certain circumstances, increase the number of portfolio transactions. High levels of portfolio transactions increase brokerage and other transaction costs and may result in increased taxable capital gains. Each of these factors could have a negative impact on the performance of the Fund.

• **Tax Risk** — In order to qualify for the special tax treatment accorded a regulated investment company (“RIC”) and its shareholders, the Fund must derive at least 90% of its gross income for each taxable year from “qualifying income,” meet certain asset diversification tests at the end of each taxable quarter, and meet annual distribution requirements. The Fund's pursuit of its investment strategies will potentially be limited by the Fund's intention to qualify for such treatment and could adversely affect the Fund's ability to so qualify. The Fund can make certain investments, the treatment of which for these purposes is unclear. If, in any year, the Fund were to

fail to qualify for the special tax treatment accorded a RIC and its shareholders, and were ineligible to or were not to cure such failure, the Fund would be taxed in the same manner as an ordinary corporation subject to U.S. federal income tax on all its income at the fund level. The resulting taxes could substantially reduce the Fund's net assets and the amount of income available for distribution. In addition, in order to requalify for taxation as a RIC, the Fund could be required to recognize unrealized gains, pay substantial taxes and interest, and make certain distributions. Please see the Statement of Additional Information for more information.

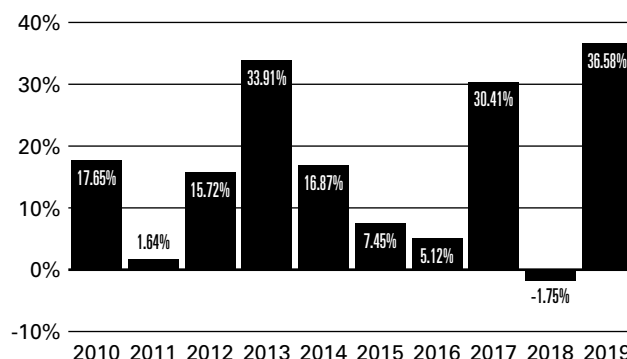
- **Valuation Risk** — In certain circumstances (e.g., if ProFund Advisors believes market quotations do not accurately reflect the fair value of an investment, or a trading halt closes an exchange or market early), ProFund Advisors may, in its sole discretion, choose to determine a fair value price as the basis for determining the market value of such investment for such day. The fair value of an investment determined by ProFund Advisors may be different from other value determinations of the same investment. Portfolio investments that are valued using techniques other than market quotations, including "fair valued" investments, may be subject to greater fluctuation in their value from one day to the next than would be the case if market quotations were used. In addition, there is no assurance that the Fund could sell a portfolio investment for the value established for it at any time, and it is possible that the Fund would incur a loss because a portfolio investment is sold at a discount to its established value.

Please see "Investment Objectives, Principal Investment Strategies and Related Risks" in the Fund's Prospectus for additional details.

Investment Results

The bar chart below shows how the Fund's investment results for Investor Class shares have varied from year to year, and the table shows how the Fund's average annual total returns for various periods compare with a broad measure of market performance. Performance for Service Class shares would differ to the extent their fees and expenses differ. This information provides some indication of the risks of investing in the Fund. In addition, the Fund's performance information reflects applicable fee waivers and/or expense limitations, if any, in effect during the periods presented. Absent such fee waivers/expense limitations, if any, performance would have been lower. Past results (before and after taxes) are not predictive of future results. Updated information on the Fund's results can be obtained by visiting the Fund's website (www.profunds.com).

Annual Returns as of December 31



Best Quarter (ended 3/31/2012): **20.56%**

Worst Quarter (ended 12/31/2018): **-17.09%**

The year-to-date return as of the most recent quarter, which ended September 30, 2020, was 28.91%.

Average Annual Total Returns

As of December 31, 2019

	One Year	Five Years	Ten Years	Inception Date
Investor Class Shares				8/7/2000
– Before Taxes	36.58%	14.60%	15.65%	
– After Taxes on Distributions	36.30%	14.51%	15.34%	
– After Taxes on Distributions and Sale of Shares	21.86%	11.75%	13.16%	
Service Class Shares	35.23%	13.45%	14.50%	8/7/2000
Nasdaq-100® Index¹	39.46%	16.91%	18.07%	

1 Reflects no deduction for fees, expenses or taxes. Adjusted to reflect the reinvestment of dividends paid by issuers in the Index.

Average annual total returns are shown on a before- and after-tax basis for the Fund. After-tax returns are calculated using the historical highest individual federal marginal income tax rates and do not reflect the impact of state and local taxes. Actual after-tax returns depend on an investor's tax situation and may differ from those shown. After-tax returns shown are not relevant to investors who hold shares through tax-deferred arrangements, such as a retirement account. After-tax returns may exceed the return before taxes due to a tax benefit from realizing a capital loss on a sale of shares.

Management

The Fund is advised by ProFund Advisors. Michael Neches, Senior Portfolio Manager, and Devin Sullivan, Portfolio Manager,

have jointly and primarily managed the Fund since October 2013 and April 2018, respectively.

Purchase and Sale of Fund Shares

The **minimum initial investment** amounts for all classes, which may be waived at the discretion of the Fund, are:

- \$5,000 for accounts that list a financial professional.
- \$15,000 for self-directed accounts.

You may purchase, redeem or exchange Fund shares on any day which the New York Stock Exchange is open for business. Depending on where your account is held, you may redeem your shares by contacting your financial professional or the Fund by mail, telephone, wire transfer or on-line (www.profund.com).

Tax Information

The Fund's distributions generally are taxable, and will be taxed as ordinary income, qualified dividend income or capital gains,

unless you are investing through a tax-advantaged arrangement, such as a 401(k) plan or an individual retirement account. You may be taxed later upon withdrawal of monies from such tax-advantaged arrangements.

The Fund intends to distribute income, if any, and capital gains, if any, at least annually.

Payments to Broker-Dealers and Other Financial Intermediaries

If you purchase Fund shares through a financial intermediary, such as a broker-dealer or investment adviser, the Fund and its distributor may pay the intermediary for the sale of Fund shares and related services. These payments may create a conflict of interest by influencing the broker-dealer or other financial intermediary to recommend the Fund over another investment. Ask your financial intermediary or visit your financial intermediary's website for more information.

Important Information About the Fund

Oil & Gas UltraSector ProFund (the “Fund”) seeks daily investment results, before fees and expenses, that correspond to one and one-half times (1.5x) the return of the Dow Jones U.S. Oil & GasSM Index (the “Index”) **for a single day**, not for any other period. A “single day” is measured from the time the Fund calculates its net asset value (“NAV”) to the time of the Fund’s next NAV calculation. **The return of the Fund for periods longer than a single day will be the result of its return for each day compounded over the period. The Fund’s returns for periods longer than a single day will very likely differ in amount, and possibly even direction, from the Fund’s stated multiple (1.5x) times the return of the Index for the same period. For periods longer than a single day, the Fund will lose money if the Index’s performance is flat, and it is possible that the Fund will lose money even if the level of the Index rises.** Longer holding periods, higher Index volatility, and greater leveraged exposure each exacerbate the impact of compounding on an investor’s returns. During periods of higher Index volatility, the volatility of the Index may affect the Fund’s return as much as or more than the return of the Index.

The Fund presents different risks than other types of funds. The Fund uses leverage and is riskier than similarly benchmarked funds that do not use leverage. The Fund may not be suitable for all investors and should be used only by knowledgeable investors who understand the consequences of seeking daily leveraged (1.5x) investment results, including the impact of compounding on Fund performance. Investors in the Fund should actively manage and monitor their investments, as frequently as daily. An investor in the Fund could potentially lose the full principal value of their investment within a single day.

Investment Objective

The Fund seeks daily investment results, before fees and expenses, that correspond to one and one-half times (1.5x) the daily performance of the Index. **The Fund does not seek to achieve its stated investment objective over a period of time greater than a single day.**

Fees and Expenses of the Fund

The table below describes the fees and expenses that you may pay if you buy, hold, and sell shares of the Fund. You may pay other fees, such as brokerage commissions and other fees to financial intermediaries, which are not reflected in the tables and examples below.

Shareholder Fees

(fees paid directly from your investment)

Wire Fee \$10

Annual Fund Operating Expenses

(expenses that you pay each year as a percentage of the value of your investment)

	Investor Class	Service Class
Investment Advisory Fees	0.75%	0.75%
Distribution and Service (12b-1) Fees	0.00%	1.00%
Other Expenses	1.12%	1.12%

Total Annual Fund Operating Expenses Before Fee Waivers and Expense Reimbursements

	1.87%	2.87%
Fee Waivers/Reimbursements ¹	-0.09%	-0.09%

Total Annual Fund Operating Expenses After Fee Waivers and Expense Reimbursements

1.78%	2.78%
--------------	--------------

¹ ProFund Advisors LLC (“ProFund Advisors”) has contractually agreed to waive Investment Advisory and Management Services Fees and to reimburse Other Expenses to the extent Total Annual Fund Operating Expenses Before Fee Waivers and Expense Reimbursements, as a percentage of average daily net assets, exceed 1.78% for Investor Class shares and 2.78% for Service Class shares through November 30, 2021. After such date, the expense limitation may be terminated or revised by ProFund Advisors. Amounts waived or reimbursed in a particular contractual period may be recouped by ProFund Advisors within three years of the end of that contractual period, however, such recoupment will be limited to the lesser of any expense limitation in place at the time of recoupment or the expense limitation in place at the time of waiver or reimbursement.

Example: This example is intended to help you compare the cost of investing in the Fund with the cost of investing in other funds.

The example assumes that you invest \$10,000 in the Fund for the time periods indicated and then redeem all of your shares at the end of each period. The example also assumes that your investment has a 5% return each year and that the Fund’s operating expenses remain the same, except that the fee waiver/expense reimbursement is assumed only to pertain to the first year. Although your actual costs may be higher or lower, based on these assumptions your approximate costs would be:

	1Year	3Years	5Years	10Years
Investor Class	\$181	\$579	\$1,003	\$2,183
Service Class	\$281	\$880	\$1,506	\$3,189

The Fund pays transaction and financing costs associated with the purchase and sale of securities and derivatives. These costs are not reflected in the table or the example above.

Portfolio Turnover

The Fund pays transaction costs, such as commissions, when it buys and sells securities (or “turns over” its portfolio). A higher portfolio turnover rate may indicate higher transaction costs and may result in higher taxes when the Fund’s shares are held in a taxable account. These costs, which are not reflected in the Annual Fund Operating Expenses or in the example above, affect the Fund’s performance. During the most recent fiscal year, the Fund’s annual portfolio turnover rate was 40% of the average value of its entire portfolio. This portfolio turnover rate is calculated without regard to cash instruments or derivatives transactions. If such transactions were included, the Fund’s portfolio turnover rate would be significantly higher.

Principal Investment Strategies

The Fund invests in financial instruments that ProFund Advisors believes, in combination, should produce daily returns consistent with the Fund’s investment objective.

The Index is constructed and maintained by S&P Dow Jones Indices LLC. The Index seeks to measure the performance of certain companies in the oil and gas sector of the U.S. equity market. Component companies typically are engaged in the following activities related to the oil and gas sector, among others, exploration and production, integrated oil and gas, oil equipment and services, pipelines, renewable energy equipment companies and alternative fuel producers. The Index is published under the Bloomberg ticker symbol “DJUSEN.”

The Fund will invest principally in the financial instruments set forth below. The Fund expects that its cash balances maintained in connection with the use of financial instruments will typically be held in money market instruments.

- **Equity Securities** — The Fund invests in common stock issued by public companies.
- **Derivatives** — The Fund invests in derivatives, which are financial instruments whose value is derived from the value of an underlying asset or assets, such as stocks, bonds, funds (including exchange-traded funds (“ETFs”)), interest rates or indexes. The Fund invests in derivatives as a substitute for investing directly in securities in order to seek returns for a single day that are leveraged (1.5x) to the returns of the Index for that day. These derivatives principally include:
 - **Swap Agreements** — Contracts entered into primarily with major global financial institutions for a specified period ranging from a day to more than one year. In a standard “swap” transaction, two parties agree to exchange the return (or differentials in rates of return) earned or realized on particular predetermined investments or instruments. The gross return to be exchanged or “swapped” between the parties is calculated with respect to a “notional amount,” e.g., the return on or change in value of a particular dollar amount invested in a “basket” of securities or an ETF representing a particular index.

- **Money Market Instruments** — The Fund invests in short-term cash instruments that have a remaining maturity of 397 days or less and exhibit high quality credit profiles, for example:

- **U.S. Treasury Bills** — U.S. government securities that have initial maturities of one year or less, and are supported by the full faith and credit of the U.S. government.
- **Repurchase Agreements** — Contracts in which a seller of securities, usually U.S. government securities or other money market instruments, agrees to buy the securities back at a specified time and price. Repurchase agreements are primarily used by the Fund as a short-term investment vehicle for cash positions.

ProFund Advisors uses a mathematical approach to investing. Using this approach, ProFund Advisors determines the type, quantity and mix of investment positions that it believes, in combination, the Fund should hold to produce daily returns consistent with the daily Fund’s investment objective. The Fund may invest in or gain exposure to only a representative sample of the securities in the Index or to securities not contained in the Index or in financial instruments, with the intent of obtaining exposure with aggregate characteristics similar to those of a multiple of the single day returns of the Index. In managing the assets of the Fund, ProFund Advisors does not invest the assets of the Fund in securities or financial instruments based on ProFund Advisors’ view of the investment merit of a particular security, instrument, or company, nor does it conduct conventional investment research or analysis or forecast market movement or trends. The Fund seeks to remain fully invested at all times in securities and/or financial instruments that, in combination, provide leveraged exposure to the single day returns of the Index, consistent with its investment objective, without regard to market conditions, trends or direction. The Fund seeks investment results for a single day only, measured as the time the Fund calculates its NAV to the next time the Fund calculates its NAV, and not for any other period.

The Fund seeks to engage in daily rebalancing to position its portfolio so that its exposure to the Index is consistent with the Fund’s daily investment objective. The time and manner in which the Fund rebalances its portfolio may vary from day to day at the discretion of ProFund Advisors, depending on market conditions and other circumstances. The Index’s movements during the day will affect whether the Fund’s portfolio needs to be rebalanced. For example, if the Index has risen on a given day, net assets of the Fund should rise (assuming there were no share redemptions). As a result, the Fund’s exposure will need to be increased. Conversely, if the Index has fallen on a given day, net assets of the Fund should fall (assuming there were no shares issued). As a result, the Fund’s exposure will need to be decreased.

Daily rebalancing and the compounding of each day's return over time means that the return of the Fund for a period longer than a single day will be the result of each day's returns compounded over the period, which will very likely differ in amount, and possibly even direction, from one and one-half times (1.5x) the return of the Index for the same period. The Fund will lose money if the Index's performance is flat over time, and the Fund can lose money regardless of the performance of the Index, as a result of daily rebalancing, the Index's volatility, compounding of each day's return and other factors. See "Principal Risks" below.

The Fund will concentrate or focus its investments in a particular industry or group of industries to approximately the same extent the Index is so concentrated or focused. As of July 31, 2020, the Index was concentrated in the energy industry group.

Please see "Investment Objectives, Principal Investment Strategies and Related Risks" in the Fund's Prospectus for additional details.

Principal Risks

You may lose the full principal value of your investment within a single day.

The principal risks described below are intended to provide information about the factors likely to have a significant adverse impact on the Fund's returns and consequently the value of an investment in the Fund. The risks are presented in an order intended to facilitate readability and their order does not imply that the realization of one risk is more likely to occur than another risk or likely to have a greater adverse impact than another risk.

- **Risks Associated with the Use of Derivatives** — Investing in derivatives may be considered aggressive and may expose the Fund to greater risks and may result in larger losses or smaller gains than investing directly in the reference asset(s) underlying those derivatives. These risks include counterparty risk, liquidity risk and increased correlation risk. When the Fund uses derivatives, there may be imperfect correlation between the value of the reference asset(s) underlying the derivative (e.g., the Index) and the derivative, which may prevent the Fund from achieving its investment objective. Because derivatives often require only a limited initial investment, the use of derivatives also may expose the Fund to losses in excess of those amounts initially invested. The Fund may use a combination of swaps on the Index and swaps on an ETF that is designed to track the performance of the Index. The performance of an ETF may not track the performance of the Index due to embedded costs and other factors. Thus, to the extent the Fund invests in swaps that use an ETF as the reference asset, the Fund may be subject to greater correlation risk and may not achieve as high a degree of correlation with the Index as it would if the Fund only used swaps on the Index. Moreover, with respect to the use of swap agreements, if the Index has a dramatic intraday move that causes a material decline in the Fund's net assets, the terms of a swap agreement between the Fund and its counterparty may permit

the counterparty to immediately close out the transaction with the Fund. In that event, the Fund may be unable to enter into another swap agreement or invest in other derivatives to achieve the desired exposure consistent with the Fund's investment objective. This, in turn, may prevent the Fund from achieving its investment objective, even if the Index reverses all or a portion of its intraday move by the end of the day. As a result, the value of an investment in the Fund may change quickly and without warning. Any costs associated with using derivatives will also have the effect of lowering the Fund's return.

- **Leverage Risk** — The Fund obtains investment exposure in excess of its assets in seeking to achieve its investment objective — a form of leverage — and will lose more money in market environments adverse to its daily objective than a similar fund that does not employ such leverage. The use of such leverage increases the risk of a total loss of an investor's investment. For example, because the Fund includes a multiplier of one and one-half times (1.5x) the Index, a single day movement in the Index approaching 67% at any point in the day could result in the total loss of an investor's investment if that movement is contrary to the investment objective of the Fund, even if the Index subsequently moves in an opposite direction, eliminating all or a portion of the earlier movement. This would be the case with any such single day movements in the Index, even if the Index maintains a level greater than zero at all times. In addition, the use of leverage may increase the volatility of the Fund and magnify any differences between the performance of the Fund and the Index.
- **Compounding Risk** — The Fund has a single day investment objective, and the Fund's performance for any other period is the result of its return for each day compounded over the period. The performance of the Fund for periods longer than a single day will very likely differ in amount, and possibly even direction, from one and one-half times (1.5x) the daily return of the Index for the same period, before accounting for fees and expenses. Compounding affects all investments, but has a more significant impact on a leveraged fund. This effect becomes more pronounced as Index volatility and holding periods increase. Fund performance for a period longer than a single day can be estimated given any set of assumptions for the following factors: (a) Index volatility; (b) Index performance; (c) period of time; (d) financing rates associated with leveraged exposure; (e) other Fund expenses; and (f) dividends or interest paid with respect to securities in the Index. The chart below illustrates the impact of two principal factors — Index volatility and Index performance — on Fund performance. The chart shows estimated Fund returns for a number of combinations of Index volatility and Index performance over a one-year period. Actual volatility, Index and Fund performance may differ significantly from the chart below. Performance shown in the chart assumes: (a) no dividends paid with respect to securities included in the

Index; (b) no Fund expenses; and (c) borrowing/lending rates (to obtain leveraged exposure) of zero percent. If Fund expenses and/or actual borrowing/lending rates were reflected, the Fund's performance would be different than shown.

Areas shaded darker represent those scenarios where the Fund can be expected to return less than one and one-half times (1.5x) the performance of the Index.

Estimated Fund Returns

Index Performance		One Year Volatility Rate				
One Year Index	One and One-Half Times (1.5x) the One Year Index					
		10%	25%	50%	75%	100%
-60%	-90.0%	-74.8%	-75.3%	-77.0%	-79.5%	-82.6%
-50%	-75.0%	-64.8%	-65.5%	-67.8%	-71.4%	-75.7%
-40%	-60.0%	-53.7%	-54.6%	-57.7%	-62.4%	-68.1%
-30%	-45.0%	-41.7%	-42.8%	-46.7%	-52.6%	-59.7%
-20%	-30.0%	-28.7%	-30.1%	-34.8%	-42.1%	-50.8%
-10%	-15.0%	-14.9%	-16.6%	-22.3%	-30.9%	-41.3%
0%	0.0%	-0.4%	-2.3%	-8.9%	-19.0%	-31.3%
10%	15.0%	14.9%	12.7%	5.0%	-6.6%	-20.7%
20%	30.0%	31.0%	28.4%	19.7%	6.5%	-9.7%
30%	45.0%	47.7%	44.8%	35.0%	20.0%	1.9%
40%	60.0%	65.0%	61.8%	50.8%	34.1%	13.8%
50%	75.0%	83.0%	79.5%	67.3%	48.8%	26.3%
60%	90.0%	101.6%	97.9%	84.3%	63.9%	39.1%

The foregoing table is intended to isolate the effect of Index volatility and Index performance on the return of the Fund and is not a representation of actual returns. For example, the Fund may incorrectly be expected to achieve a -30% return on a yearly basis if the Index return were -20%, absent the effects of compounding. As the table shows, with Index volatility of 50%, the Fund could be expected to return -34.8% under such a scenario. The Fund's actual returns may be significantly better or worse than the returns shown above as a result of any of the factors discussed above or in "Principal Risks — Correlation Risk" below.

The Index's annualized historical volatility rate for the five-year period ended July 31, 2020 was 32.01%. The Index's highest May to May volatility rate during the five-year period was 56.37% (July 31, 2020). The Index's annualized total return performance for the five-year period ended July 31, 2020 was -9.59%. Historical Index volatility and performance are not indications of what the Index volatility and performance will be in the future. The volatility of U.S. exchange-traded securities or instruments that reflect the value of the Index may differ from the volatility of the Index.

For additional graphs and charts demonstrating the effects of Index volatility and Index performance on the long-term performance of the Fund, see "Understanding the Risks and Long-Term Performance of Daily Objective

Funds — The Impact of Compounding" in the Fund's Prospectus and "Special Note Regarding the Correlation Risks of Geared Funds" in the Fund's Statement of Additional Information.

- **Correlation Risk** — A number of factors may affect the Fund's ability to achieve a high degree of leveraged correlation with the Index, and there is no guarantee that the Fund will achieve a high degree of leveraged correlation. Failure to achieve a high degree of leveraged correlation may prevent the Fund from achieving its investment objective, and the percentage change of the Fund's NAV each day may differ, perhaps significantly in amount, and possibly even direction, from one and one-half times (1.5x) the percentage change of the Index on such day.

In order to achieve a high degree of leveraged correlation with the Index, the Fund seeks to rebalance its portfolio daily to keep exposure consistent with its investment objective. Being materially under- or overexposed to the Index may prevent the Fund from achieving a high degree of leveraged correlation with the Index and may expose the Fund to greater leverage risk. Market disruptions or closure, regulatory restrictions, market volatility, illiquidity in the markets for the financial instruments in which the Fund invests, and other factors will adversely affect the Fund's ability to adjust exposure to requisite levels. The target amount of portfolio exposure is impacted dynamically by the Index's movements, including intraday movements. Because of this, it is unlikely that the Fund will have perfect leveraged (1.5x) exposure during the day or at the end of each day and the likelihood of being materially under- or overexposed is higher on days when the Index is volatile, particularly when the Index is volatile at or near the close of the trading day.

A number of other factors may also adversely affect the Fund's leveraged correlation with the Index, including fees, expenses, transaction costs, financing costs associated with the use of derivatives, income items, valuation methodology, accounting standards and disruptions or illiquidity in the markets for the securities or financial instruments in which the Fund invests. The Fund may not have investment exposure to all of the securities in the Index, or its weighting of investment exposure to securities may be different from that of the Index. In addition, the Fund may invest in securities not included in the Index. The Fund may take or refrain from taking positions in order to improve tax efficiency, comply with regulatory restrictions, or for other reasons, each of which may negatively affect the Fund's correlation with the Index. The Fund may also be subject to large movements of assets into and out of the Fund, potentially resulting in the Fund being under- or overexposed to the Index and may be impacted by Index reconstitutions and Index rebalancing events. Additionally, the Fund's underlying investments and/or reference assets may trade on markets that may not be open on the same day as the Fund, which may cause a difference between the changes in the daily performance of the Fund and

changes in the level of the Index. Any of these factors could decrease correlation between the performance of the Fund and the Index and may hinder the Fund's ability to meet its daily investment objective on or around that day.

- **Rebalancing Risk** — If for any reason the Fund is unable to rebalance all or a portion of its portfolio, or if all or a portion of the portfolio is rebalanced incorrectly, the Fund's investment exposure may not be consistent with the Fund's investment objective. In these instances, the Fund may have investment exposure to the Index that is significantly greater or less than its stated multiple. As a result, the Fund may be more exposed to leverage risk than if it had been properly rebalanced and may not achieve its investment objective.
- **Counterparty Risk** — Investing in derivatives and repurchase agreements involves entering into contracts with third parties (i.e., counterparties). The use of derivatives involves risks that are different from those associated with ordinary portfolio securities transactions. The Fund will be subject to credit risk (i.e., the risk that a counterparty is or is perceived to be unwilling or unable to make timely payments or otherwise meet its contractual obligations) with respect to the amount it expects to receive from counterparties to derivatives and repurchase agreements entered into by the Fund. If a counterparty becomes bankrupt or fails to perform its obligations, or if any collateral posted by the counterparty for the benefit of the Fund is insufficient or there are delays in the Fund's ability to access such collateral, the value of an investment in the Fund may decline.
- **Energy Industry Risk** — The risks of investments in the industry include: effects on profitability from changes in worldwide energy prices and exploration, and production spending; adverse effects from changes in exchange rates, government regulation, world events, international conflicts or threat of conflicts and economic conditions; market, economic and political risks of the countries where energy companies are located or do business; the fact that the value of regulated utility debt instruments (and, to a lesser extent, equity securities) tends to have an inverse relationship to the movement of interest rates; and risk for environmental damage claims. The energy industry has recently experienced significant volatility due to dramatic changes in the prices of energy commodities, and it is possible that such volatility will continue in the future.
- **Equity and Market Risk** — Equity markets are volatile, and the value of securities, swaps, futures and other instruments correlated with equity markets may fluctuate dramatically from day to day. Equity markets are subject to corporate, political, regulatory, market and economic developments, as well as developments that impact specific economic sectors, industries or segments of the market. Further, stocks in the Index may underperform other equity investments. Volatility in the markets and/or market developments may cause the value of an investment in the Fund to decrease over short or long periods of time.
- **Concentration and Focused Investing** — The Index may concentrate (i.e., composed of securities that represent 25 percent or more of the value of the Index) or focus (i.e., composed of securities that represent a substantial portion of its value, but less than 25 percent) in an industry or group of industries. The Fund will allocate its investments to approximately the same extent as the Index. As a result, the Fund may be subject to greater market fluctuations than a fund that is more broadly invested across industries. Financial, economic, business, regulatory conditions, and other developments affecting issuers in a particular industry or group of industries will have a greater effect on the Fund, and if securities of the particular industry or group of industries as a group fall out of favor, the Fund could underperform, or its net asset value may be more volatile than, funds that have greater industry diversification.
- **Exposure to Large-Cap Company Investment Risk** — Although returns on investments in large-cap companies are often perceived as being less volatile than the returns of companies with smaller market capitalizations, the return on large-cap securities could trail the returns on investments in smaller and mid-sized companies for a number of reasons. For example, large-cap companies may be unable to respond quickly to new competitive challenges, such as changes in technology, and also may not be able to attain the high growth rate of successful smaller companies.
- **Natural Disaster/Epidemic Risk** — Natural or environmental disasters, such as earthquakes, fires, floods, hurricanes, tsunamis and other severe weather-related phenomena generally, and widespread disease, including pandemics and epidemics (for example, the novel coronavirus COVID-19), have been and can be highly disruptive to economies and markets and have recently led, and may continue to lead, to increased market volatility and significant market losses. Such natural disaster and health crises could exacerbate political, social, and economic risks, and result in significant breakdowns, delays, shutdowns, social isolation, and other disruptions to important global, local and regional supply chains affected, with potential corresponding results on the operating performance of the Fund and its investments. A climate of uncertainty and panic, including the contagion of infectious viruses or diseases, may adversely affect global, regional, and local economies and reduce the availability of potential investment opportunities, and increases the difficulty of performing due diligence and modeling market conditions, potentially reducing the accuracy of financial projections. Under these circumstances, the Fund may have difficulty achieving its investment objectives which may adversely impact Fund performance. Further, such events can be highly disruptive to economies and markets, significantly disrupt the operations of individual companies (including, but not limited to, the Fund's investment advisor, third party service providers, and counterparties), sectors, industries, markets, securities and

commodity exchanges, currencies, interest and inflation rates, credit ratings, investor sentiment, and other factors affecting the value of the Fund's investments. These factors can cause substantial market volatility, exchange trading suspensions and closures, changes in the availability of and the margin requirements for certain instruments, and can impact the ability of the Fund to complete redemptions and otherwise affect Fund performance and Fund trading in the secondary market. A widespread crisis would also affect the global economy in ways that cannot necessarily be foreseen. How long such events will last and whether they will continue or recur cannot be predicted. Impacts from these could have a significant impact on the Fund's performance, resulting in losses to your investment.

• **Risk that Current Assumptions and Expectations Could Become Outdated As a Result of Global Economic Shock** —

The onset of the novel coronavirus (COVID-19) has caused significant shocks to global financial markets and economies, with many governments taking extreme actions to slow and contain the spread of COVID-19. These actions have had, and likely will continue to have, a severe economic impact on global economies as economic activity in some instances has essentially ceased. Financial markets across the globe are experiencing severe distress at least equal to what was experienced during the global financial crisis in 2008. In March 2020, U.S. equity markets entered a bear market in the fastest such move in the history of U.S. financial markets. During much of 2020, the unemployment rate in the U.S. has been extremely high by historical standards. It is not possible to predict when unemployment and market conditions will return to more normal levels. The global economic shocks being experienced as of the date hereof may cause the underlying assumptions and expectations of the Fund to become outdated quickly or inaccurate, resulting in significant losses.

• **Non-Diversification Risk** — The Fund is classified as “non-diversified” under the Investment Company Act of 1940, as amended (“1940 Act”). This means it has the ability to invest a relatively high percentage of its assets in the securities of a small number of issuers or in financial instruments with a single counterparty or a few counterparties. This may increase the Fund's volatility and increase the risk that the Fund's performance will decline based on the performance of a single issuer or the credit of a single counterparty.

• **Index Performance Risk** — The Index maintained by a third party provider unaffiliated with the Fund or ProFund Advisors. There can be no guarantee or assurance that the methodology used by the third party provider to create the Index will result in the Fund achieving positive returns. Further, there can be no guarantee that the methodology underlying the Index or the daily calculation of the Index will be free from error. It is also possible that the value of the Index may be subject to intentional manipulation by third-party market participants. The Index used by the Fund may

underperform other asset classes and may underperform other similar indices. Each of these factors could have a negative impact on the performance of the Fund.

• **Active Investor Risk** — The Fund permits short-term trading of its securities. A significant portion of assets invested in the Fund may come from professional money managers and investors who use the Fund as part of active trading or tactical asset allocation strategies. These strategies often call for frequent trading to take advantage of anticipated changes in market conditions, which could increase portfolio turnover and may result in additional costs for the Fund. In addition, large movements of assets into and out of the Fund may have a negative impact on the Fund's ability to achieve its investment objective or maintain a consistent level of operating expenses. In certain circumstances, the Fund's expense ratio may vary from current estimates or the historical ratio disclosed in this Prospectus.

• **Early Close/Late Close/Trading Halt Risk** — An exchange or market may close early, close late or issue trading halts on specific securities or financial instruments. As a result, the ability to trade certain securities or financial instruments may be restricted, which may result in the Fund being unable to trade those and other related financial instruments at all. In these circumstances, the Fund may be unable to rebalance its portfolio, may be unable to accurately price its investments and/or may incur substantial trading losses.

• **Liquidity Risk** — In certain circumstances, such as the disruption of the orderly markets for the financial instruments in which the Fund invests, the Fund might not be able to acquire or dispose of certain holdings quickly or at prices that represent true market value in the judgment of ProFund Advisors. Markets for the financial instruments in which the Fund invests may be disrupted by a number of events, including but not limited to economic crises, political crises, health crises, natural disasters, excessive volatility, new legislation, or regulatory changes inside or outside of the U.S. For example, regulation limiting the ability of certain financial institutions to invest in certain financial instruments would likely reduce the liquidity of those instruments. These situations may prevent the Fund from limiting losses, realizing gains or achieving a high leveraged correlation with the Index.

• **Portfolio Turnover Risk** — The Fund may incur high portfolio turnover to manage the Fund's investment exposure. Additionally, active trading of the Fund's shares may cause more frequent purchase and sales activities that could, in certain circumstances, increase the number of portfolio transactions. High levels of portfolio transactions increase brokerage and other transaction costs and may result in increased taxable capital gains. Each of these factors could have a negative impact on the performance of the Fund.

• **Tax Risk** — In order to qualify for the special tax treatment accorded a regulated investment company (“RIC”) and its shareholders, the Fund must derive at least 90% of its gross

income for each taxable year from “qualifying income,” meet certain asset diversification tests at the end of each taxable quarter, and meet annual distribution requirements. The Fund’s pursuit of its investment strategies will potentially be limited by the Fund’s intention to qualify for such treatment and could adversely affect the Fund’s ability to so qualify. The Fund can make certain investments, the treatment of which for these purposes is unclear. If, in any year, the Fund were to fail to qualify for the special tax treatment accorded a RIC and its shareholders, and were ineligible to or were not to cure such failure, the Fund would be taxed in the same manner as an ordinary corporation subject to U.S. federal income tax on all its income at the fund level. The resulting taxes could substantially reduce the Fund’s net assets and the amount of income available for distribution. In addition, in order to requalify for taxation as a RIC, the Fund could be required to recognize unrealized gains, pay substantial taxes and interest, and make certain distributions. Please see the Statement of Additional Information for more information.

- **Valuation Risk** — In certain circumstances (e.g., if ProFund Advisors believes market quotations do not accurately reflect the fair value of an investment, or a trading halt closes an exchange or market early), ProFund Advisors may, in its sole discretion, choose to determine a fair value price as the basis for determining the market value of such investment for such day. The fair value of an investment determined by ProFund Advisors may be different from other value determinations of the same investment. Portfolio investments that are valued using techniques other than market quotations, including “fair valued” investments, may be subject to greater fluctuation in their value from one day to the next than would be the case if market quotations were used. In addition, there is no assurance that the Fund could sell a portfolio investment for the value established for it at any time, and it is possible that the Fund would incur a loss because a portfolio investment is sold at a discount to its established value.

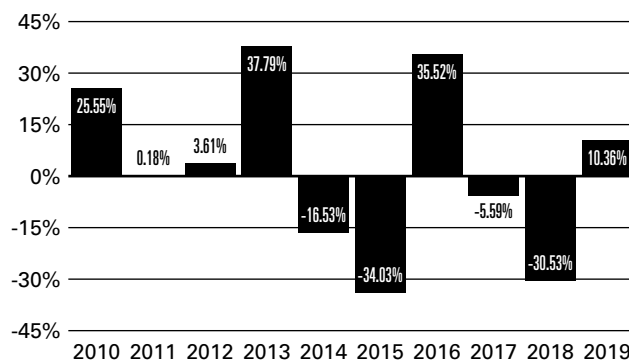
Please see “Investment Objectives, Principal Investment Strategies and Related Risks” in the Fund’s Prospectus for additional details.

Investment Results

The bar chart below shows how the Fund’s investment results for Investor Class shares have varied from year to year, and the table shows how the Fund’s average annual total returns for various periods compare with different broad measures of market performance. Performance for Service Class shares would differ to the extent their fees and expenses differ. This information provides some indication of the risks of investing in the Fund. In addition, the Fund’s performance information reflects applicable fee waivers and/or expense limitations, if any, in effect during the periods presented. Absent such fee waivers/expense limitations, if any, performance would have been lower. Past results (before and after taxes) are not predictive of future

results. Updated information on the Fund’s results can be obtained by visiting the Fund’s website (www.profund.com).

Annual Returns as of December 31



Best Quarter (ended 12/31/2010): **32.20%**

Worst Quarter (ended 12/31/2018): **-36.31%**

The year-to-date return as of the most recent quarter, which ended September 30, 2020, was -67.34%.

Average Annual Total Returns

As of December 31, 2019

	One Year	Five Years	Ten Years	Inception Date
Investor Class Shares				6/19/2000
– Before Taxes	10.36%	-8.33%	-0.30%	
– After Taxes on Distributions	10.01%	-8.55%	-0.42%	
– After Taxes on Distributions and Sale of Shares	6.38%	-6.06%	-0.22%	
Service Class Shares	9.28%	-9.24%	-1.29%	6/19/2000
S&P 500^{®1}	31.49%	11.70%	13.56%	
Dow Jones U.S. Oil & GasSM Index¹	10.41%	-2.80%	2.62%	

1 Reflects no deduction for fees, expenses or taxes. Adjusted to reflect the reinvestment of dividends paid by issuers in the Index.

Average annual total returns are shown on a before- and after-tax basis for Investor Class shares only. After-tax returns for Service Class shares will vary. After-tax returns are calculated using the historical highest individual federal marginal income tax rates and do not reflect the impact of state and local taxes. Actual after-tax returns depend on an investor’s tax situation and may differ from those shown. After-tax returns shown are not relevant to investors who hold the Fund’s shares through tax-deferred arrangements, such as a retirement account. After-tax returns may exceed the return before taxes due to a tax benefit from realizing a capital loss on a sale of shares.

Annual returns are required to be shown and should not be interpreted as suggesting that the Fund should or should not be held for longer periods of time.

Management

The Fund is advised by ProFund Advisors. Michael Neches, Senior Portfolio Manager, and Tarak Davé, Portfolio Manager, have jointly and primarily managed the Fund since October 2013 and April 2018, respectively.

Purchase and Sale of Fund Shares

The **minimum initial investment** amounts for all classes, which may be waived at the discretion of the Fund, are:

- \$5,000 for accounts that list a financial professional.
- \$15,000 for self-directed accounts.

You may purchase, redeem or exchange Fund shares on any day which the New York Stock Exchange is open for business. Depending on where your account is held, you may redeem your shares by contacting your financial professional or the Fund by mail, telephone, wire transfer or on-line (www.profund.com).

Tax Information

The Fund's distributions generally are taxable, and will be taxed as ordinary income, qualified dividend income or capital gains,

unless you are investing through a tax-advantaged arrangement, such as a 401(k) plan or an individual retirement account. You may be taxed later upon withdrawal of monies from such tax-advantaged arrangements.

The Fund intends to distribute income, if any, and capital gains, if any, at least annually.

Payments to Broker-Dealers and Other Financial Intermediaries

If you purchase Fund shares through a financial intermediary, such as a broker-dealer or investment adviser, the Fund and its distributor may pay the intermediary for the sale of Fund shares and related services. These payments may create a conflict of interest by influencing the broker-dealer or other financial intermediary to recommend the Fund over another investment. Ask your financial intermediary or visit your financial intermediary's website for more information.

Important Information About the Fund

Oil Equipment & Services UltraSector ProFund (the “Fund”) seeks daily investment results, before fees and expenses, that correspond to one and one-half times (1.5x) the return of the Dow Jones U.S. Select Oil Equipment & ServicesSM Index (the “Index”) **for a single day**, not for any other period. A “single day” is measured from the time the Fund calculates its net asset value (“NAV”) to the time of the Fund’s next NAV calculation.

The return of the Fund for periods longer than a single day will be the result of its return for each day compounded over the period. The Fund’s returns for periods longer than a single day will very likely differ in amount, and possibly even direction, from the Fund’s stated multiple (1.5x) times the return of the Index for the same period. For periods longer than a single day, the Fund will lose money if the Index’s performance is flat, and it is possible that the Fund will lose money even if the level of the Index rises. Longer holding periods, higher Index volatility, and greater leveraged exposure each exacerbate the impact of compounding on an investor’s returns. During periods of higher Index volatility, the volatility of the Index may affect the Fund’s return as much as or more than the return of the Index.

The Fund presents different risks than other types of funds. The Fund uses leverage and is riskier than similarly benchmarked funds that do not use leverage. The Fund may not be suitable for all investors and should be used only by knowledgeable investors who understand the consequences of seeking daily leveraged (1.5x) investment results, including the impact of compounding on Fund performance. Investors in the Fund should actively manage and monitor their investments, as frequently as daily. An investor in the Fund could potentially lose the full principal value of their investment within a single day.

Investment Objective

The Fund seeks daily investment results, before fees and expenses, that correspond to one and one-half times (1.5x) the daily performance of the Index. **The Fund does not seek to achieve its stated investment objective over a period of time greater than a single day.**

Fees and Expenses of the Fund

The table below describes the fees and expenses that you may pay if you buy, hold, and sell shares of the Fund. You may pay other fees, such as brokerage commissions and other fees to financial intermediaries, which are not reflected in the tables and examples below.

Shareholder Fees

(fees paid directly from your investment)

Wire Fee \$10

Annual Fund Operating Expenses

(expenses that you pay each year as a percentage of the value of your investment)

	Investor Class	Service Class
Investment Advisory Fees	0.75%	0.75%
Distribution and Service (12b-1) Fees	0.00%	1.00%
Other Expenses	1.37%	1.37%

Total Annual Fund Operating Expenses Before Fee Waivers and Expense Reimbursements

	2.12%	3.12%
Fee Waivers/Reimbursements ¹	-0.34%	-0.34%

Total Annual Fund Operating Expenses After Fee Waivers and Expense Reimbursements

	<u>1.78%</u>	<u>2.78%</u>
--	--------------	--------------

¹ ProFund Advisors LLC (“ProFund Advisors”) has contractually agreed to waive Investment Advisory and Management Services Fees and to reimburse Other Expenses to the extent Total Annual Fund Operating Expenses Before Fee Waivers and Expense Reimbursements, as a percentage of average daily net assets, exceed 1.78% for Investor Class shares and 2.78% for Service Class shares through November 30, 2021. After such date, the expense limitation may be terminated or revised by ProFund Advisors. Amounts waived or reimbursed in a particular contractual period may be recouped by ProFund Advisors within three years of the end of that contractual period, however, such recoupment will be limited to the lesser of any expense limitation in place at the time of recoupment or the expense limitation in place at the time of waiver or reimbursement.

Example: This example is intended to help you compare the cost of investing in the Fund with the cost of investing in other funds.

The example assumes that you invest \$10,000 in the Fund for the time periods indicated and then redeem all of your shares at the end of each period. The example also assumes that your investment has a 5% return each year and that the Fund’s operating expenses remain the same, except that the fee waiver/expense reimbursement is assumed only to pertain to the first year. Although your actual costs may be higher or lower, based on these assumptions your approximate costs would be:

	1Year	3Years	5Years	10Years
Investor Class	\$181	\$631	\$1,108	\$2,425
Service Class	\$281	\$931	\$1,606	\$3,406

The Fund pays transaction and financing costs associated with the purchase and sale of securities and derivatives. These costs are not reflected in the table or the example above.

Portfolio Turnover

The Fund pays transaction costs, such as commissions, when it buys and sells securities (or “turns over” its portfolio). A higher portfolio turnover rate may indicate higher transaction costs and may result in higher taxes when the Fund’s shares are held in a taxable account. These costs, which are not reflected in the Annual Fund Operating Expenses or in the example above, affect the Fund’s performance. During the most recent fiscal year, the Fund’s annual portfolio turnover rate was 396% of the average value of its entire portfolio. This portfolio turnover rate is calculated without regard to cash instruments or derivatives transactions. If such transactions were included, the Fund’s portfolio turnover rate would be significantly higher.

Principal Investment Strategies

The Fund invests in financial instruments that ProFund Advisors believes, in combination, should produce daily returns consistent with the Fund’s investment objective.

The Index is constructed and maintained by S&P Dow Jones Indices LLC. The Index seeks to measure the performance of certain companies in the oil and equipment services sector of the U.S. equity market. Component companies include, among others, suppliers of equipment and services to oil fields and offshore platforms such as drilling, exploration, seismic-information services and platform construction. The Index is published under the Bloomberg ticker symbol “DJSOES.”

The Fund will invest principally in the financial instruments set forth below. The Fund expects that its cash balances maintained in connection with the use of financial instruments will typically be held in money market instruments.

- **Equity Securities** — The Fund invests in common stock issued by public companies.
- **Derivatives** — The Fund invests in derivatives, which are financial instruments whose value is derived from the value of an underlying asset or assets, such as stocks, bonds, funds (including exchange-traded funds (“ETFs”)), interest rates or indexes. The Fund invests in derivatives as a substitute for investing directly in securities in order to seek returns for a single day that are leveraged (1.5x) to the returns of the Index for that day. These derivatives principally include:
 - **Swap Agreements** — Contracts entered into primarily with major global financial institutions for a specified period ranging from a day to more than one year. In a standard “swap” transaction, two parties agree to exchange the return (or differentials in rates of return) earned or realized on particular predetermined investments or instruments. The gross return to be exchanged or “swapped” between the parties is calculated with respect to a “notional amount,” e.g., the

return on or change in value of a particular dollar amount invested in a “basket” of securities or an ETF representing a particular index.

- **Money Market Instruments** — The Fund invests in short-term cash instruments that have a remaining maturity of 397 days or less and exhibit high quality credit profiles, for example:
 - **U.S. Treasury Bills** — U.S. government securities that have initial maturities of one year or less, and are supported by the full faith and credit of the U.S. government.
 - **Repurchase Agreements** — Contracts in which a seller of securities, usually U.S. government securities or other money market instruments, agrees to buy the securities back at a specified time and price. Repurchase agreements are primarily used by the Fund as a short-term investment vehicle for cash positions.

ProFund Advisors uses a mathematical approach to investing. Using this approach, ProFund Advisors determines the type, quantity and mix of investment positions that it believes, in combination, the Fund should hold to produce daily returns consistent with the daily Fund’s investment objective. The Fund may invest in or gain exposure to only a representative sample of the securities in the Index or to securities not contained in the Index or in financial instruments, with the intent of obtaining exposure with aggregate characteristics similar to those of a multiple of the single day returns of the Index. In managing the assets of the Fund, ProFund Advisors does not invest the assets of the Fund in securities or financial instruments based on ProFund Advisors’ view of the investment merit of a particular security, instrument, or company, nor does it conduct conventional investment research or analysis or forecast market movement or trends. The Fund seeks to remain fully invested at all times in securities and/or financial instruments that, in combination, provide leveraged exposure to the single day returns of the Index, consistent with its investment objective, without regard to market conditions, trends or direction. The Fund seeks investment results for a single day only, measured as the time the Fund calculates its NAV to the next time the Fund calculates its NAV, and not for any other period.

The Fund seeks to engage in daily rebalancing to position its portfolio so that its exposure to the Index is consistent with the Fund’s daily investment objective. The time and manner in which the Fund rebalances its portfolio may vary from day to day at the discretion of ProFund Advisors, depending on market conditions and other circumstances. The Index’s movements during the day will affect whether the Fund’s portfolio needs to be rebalanced. For example, if the Index has risen on a given day, net assets of the Fund should rise (assuming there were no share redemptions). As a result, the Fund’s exposure will need to be increased. Conversely, if the Index has fallen on a given day, net assets of the Fund should fall (assuming there were no shares

issued). As a result, the Fund's exposure will need to be decreased.

Daily rebalancing and the compounding of each day's return over time means that the return of the Fund for a period longer than a single day will be the result of each day's returns compounded over the period, which will very likely differ in amount, and possibly even direction, from one and one-half times (1.5x) the return of the Index for the same period. The Fund will lose money if the Index's performance is flat over time, and the Fund can lose money regardless of the performance of the Index, as a result of daily rebalancing, the Index's volatility, compounding of each day's return and other factors. See "Principal Risks" below.

The Fund will concentrate or focus its investments in a particular industry or group of industries to approximately the same extent the Index is so concentrated or focused.

As of July 31, 2020, the Index was concentrated in the energy industry group.

Please see "Investment Objectives, Principal Investment Strategies and Related Risks" in the Fund's Prospectus for additional details.

Principal Risks

You may lose the full principal value of your investment within a single day.

The principal risks described below are intended to provide information about the factors likely to have a significant adverse impact on the Fund's returns and consequently the value of an investment in the Fund. The risks are presented in an order intended to facilitate readability and their order does not imply that the realization of one risk is more likely to occur than another risk or likely to have a greater adverse impact than another risk.

- **Risks Associated with the Use of Derivatives** — Investing in derivatives may be considered aggressive and may expose the Fund to greater risks and may result in larger losses or smaller gains than investing directly in the reference asset(s) underlying those derivatives. These risks include counterparty risk, liquidity risk and increased correlation risk. When the Fund uses derivatives, there may be imperfect correlation between the value of the reference asset(s) underlying the derivative (e.g., the Index) and the derivative, which may prevent the Fund from achieving its investment objective. Because derivatives often require only a limited initial investment, the use of derivatives also may expose the Fund to losses in excess of those amounts initially invested. The Fund may use a combination of swaps on the Index and swaps on an ETF that is designed to track the performance of the Index. The performance of an ETF may not track the performance of the Index due to embedded costs and other factors. Thus, to the extent the Fund invests in swaps that use an ETF as the reference asset, the Fund may be subject to greater correlation risk and may not achieve as high a degree of correlation with the Index as it would if the Fund only used swaps on the

Index. Moreover, with respect to the use of swap agreements, if the Index has a dramatic intraday move that causes a material decline in the Fund's net assets, the terms of a swap agreement between the Fund and its counterparty may permit the counterparty to immediately close out the transaction with the Fund. In that event, the Fund may be unable to enter into another swap agreement or invest in other derivatives to achieve the desired exposure consistent with the Fund's investment objective. This, in turn, may prevent the Fund from achieving its investment objective, even if the Index reverses all or a portion of its intraday move by the end of the day. As a result, the value of an investment in the Fund may change quickly and without warning. Any costs associated with using derivatives will also have the effect of lowering the Fund's return.

- **Leverage Risk** — The Fund obtains investment exposure in excess of its assets in seeking to achieve its investment objective — a form of leverage — and will lose more money in market environments adverse to its daily objective than a similar fund that does not employ such leverage. The use of such leverage increases the risk of a total loss of an investor's investment. For example, because the Fund includes a multiplier of one and one-half times (1.5x) the Index, a single day movement in the Index approaching 67% at any point in the day could result in the total loss of an investor's investment if that movement is contrary to the investment objective of the Fund, even if the Index subsequently moves in an opposite direction, eliminating all or a portion of the earlier movement. This would be the case with any such single day movements in the Index, even if the Index maintains a level greater than zero at all times. In addition, the use of leverage may increase the volatility of the Fund and magnify any differences between the performance of the Fund and the Index.
- **Compounding Risk** — The Fund has a single day investment objective, and the Fund's performance for any other period is the result of its return for each day compounded over the period. The performance of the Fund for periods longer than a single day will very likely differ in amount, and possibly even direction, from one and one-half times (1.5x) the daily return of the Index for the same period, before accounting for fees and expenses. Compounding affects all investments, but has a more significant impact on a leveraged fund. This effect becomes more pronounced as Index volatility and holding periods increase. Fund performance for a period longer than a single day can be estimated given any set of assumptions for the following factors: (a) Index volatility; (b) Index performance; (c) period of time; (d) financing rates associated with leveraged exposure; (e) other Fund expenses; and (f) dividends or interest paid with respect to securities in the Index. The chart below illustrates the impact of two principal factors — Index volatility and Index performance — on Fund performance. The chart shows estimated Fund returns for a number of combinations of Index volatility and

Index performance over a one-year period. Actual volatility, Index and Fund performance may differ significantly from the chart below. Performance shown in the chart assumes: (a) no dividends paid with respect to securities included in the Index; (b) no Fund expenses; and (c) borrowing/lending rates (to obtain leveraged exposure) of zero percent. If Fund expenses and/or actual borrowing/lending rates were reflected, the Fund's performance would be different than shown.

Areas shaded darker represent those scenarios where the Fund can be expected to return less than one and one-half times (1.5x) the performance of the Index.

Estimated Fund Returns						
Index Performance		One Year Volatility Rate				
One Year Index	One and One-Half Times (1.5x) the One Year Index					
		10%	25%	50%	75%	100%
-60%	-90.0%	-74.8%	-75.3%	-77.0%	-79.5%	-82.6%
-50%	-75.0%	-64.8%	-65.5%	-67.8%	-71.4%	-75.7%
-40%	-60.0%	-53.7%	-54.6%	-57.7%	-62.4%	-68.1%
-30%	-45.0%	-41.7%	-42.8%	-46.7%	-52.6%	-59.7%
-20%	-30.0%	-28.7%	-30.1%	-34.8%	-42.1%	-50.8%
-10%	-15.0%	-14.9%	-16.6%	-22.3%	-30.9%	-41.3%
0%	0.0%	-0.4%	-2.3%	-8.9%	-19.0%	-31.3%
10%	15.0%	14.9%	12.7%	5.0%	-6.6%	-20.7%
20%	30.0%	31.0%	28.4%	19.7%	6.5%	-9.7%
30%	45.0%	47.7%	44.8%	35.0%	20.0%	1.9%
40%	60.0%	65.0%	61.8%	50.8%	34.1%	13.8%
50%	75.0%	83.0%	79.5%	67.3%	48.8%	26.3%
60%	90.0%	101.6%	97.9%	84.3%	63.9%	39.1%

The foregoing table is intended to isolate the effect of Index volatility and Index performance on the return of the Fund and is not a representation of actual returns. For example, the Fund may incorrectly be expected to achieve a -30% return on a yearly basis if the Index return were -20%, absent the effects of compounding. As the table shows, with Index volatility of 50%, the Fund could be expected to return -34.8% under such a scenario. The Fund's actual returns may be significantly better or worse than the returns shown above as a result of any of the factors discussed above or in "Principal Risks — Correlation Risk" below.

The Index's annualized historical volatility rate for the five-year period ended July 31, 2020 was 45.14%. The Index's highest July to July volatility rate during the five-year period was 77.84% (July 31, 2020). The Index's annualized total return performance for the five-year period ended July 31, 2020 was -24.91%. Historical Index volatility and performance are not indications of what the Index volatility and performance will be in the future. The volatility of U.S. exchange-traded securities or instruments that reflect the value of the Index may differ from the volatility of the Index.

For additional graphs and charts demonstrating the effects of Index volatility and Index performance on the long-term performance of the Fund, see "Understanding the Risks and Long-Term Performance of Daily Objective Funds — The Impact of Compounding" in the Fund's Prospectus and "Special Note Regarding the Correlation Risks of Geared Funds" in the Fund's Statement of Additional Information.

- **Correlation Risk** — A number of factors may affect the Fund's ability to achieve a high degree of leveraged correlation with the Index, and there is no guarantee that the Fund will achieve a high degree of leveraged correlation. Failure to achieve a high degree of leveraged correlation may prevent the Fund from achieving its investment objective, and the percentage change of the Fund's NAV each day may differ, perhaps significantly in amount, and possibly even direction, from one and one-half times (1.5x) the percentage change of the Index on such day.

In order to achieve a high degree of leveraged correlation with the Index, the Fund seeks to rebalance its portfolio daily to keep exposure consistent with its investment objective. Being materially under- or overexposed to the Index may prevent the Fund from achieving a high degree of leveraged correlation with the Index and may expose the Fund to greater leverage risk. Market disruptions or closure, regulatory restrictions, market volatility, illiquidity in the markets for the financial instruments in which the Fund invests, and other factors will adversely affect the Fund's ability to adjust exposure to requisite levels. The target amount of portfolio exposure is impacted dynamically by the Index's movements, including intraday movements. Because of this, it is unlikely that the Fund will have perfect leveraged (1.5x) exposure during the day or at the end of each day and the likelihood of being materially under- or overexposed is higher on days when the Index is volatile, particularly when the Index is volatile at or near the close of the trading day.

A number of other factors may also adversely affect the Fund's leveraged correlation with the Index, including fees, expenses, transaction costs, financing costs associated with the use of derivatives, income items, valuation methodology, accounting standards and disruptions or illiquidity in the markets for the securities or financial instruments in which the Fund invests. The Fund may not have investment exposure to all of the securities in the Index, or its weighting of investment exposure to securities may be different from that of the Index. In addition, the Fund may invest in securities not included in the Index. The Fund may take or refrain from taking positions in order to improve tax efficiency, comply with regulatory restrictions, or for other reasons, each of which may negatively affect the Fund's correlation with the Index. The Fund may also be subject to large movements of assets into and out of the Fund, potentially resulting in the Fund being under- or overexposed to the Index and may be impacted by Index reconstitutions and Index rebalancing events.

Additionally, the Fund's underlying investments and/or reference assets may trade on markets that may not be open on the same day as the Fund, which may cause a difference between the changes in the daily performance of the Fund and changes in the level of the Index. Any of these factors could decrease correlation between the performance of the Fund and the Index and may hinder the Fund's ability to meet its daily investment objective on or around that day.

- **Rebalancing Risk** — If for any reason the Fund is unable to rebalance all or a portion of its portfolio, or if all or a portion of the portfolio is rebalanced incorrectly, the Fund's investment exposure may not be consistent with the Fund's investment objective. In these instances, the Fund may have investment exposure to the Index that is significantly greater or less than its stated multiple. As a result, the Fund may be more exposed to leverage risk than if it had been properly rebalanced and may not achieve its investment objective.
- **Counterparty Risk** — Investing in derivatives and repurchase agreements involves entering into contracts with third parties (i.e., counterparties). The use of derivatives involves risks that are different from those associated with ordinary portfolio securities transactions. The Fund will be subject to credit risk (i.e., the risk that a counterparty is or is perceived to be unwilling or unable to make timely payments or otherwise meet its contractual obligations) with respect to the amount it expects to receive from counterparties to derivatives and repurchase agreements entered into by the Fund. If a counterparty becomes bankrupt or fails to perform its obligations, or if any collateral posted by the counterparty for the benefit of the Fund is insufficient or there are delays in the Fund's ability to access such collateral, the value of an investment in the Fund may decline.
- **Energy Industry Risk** — The risks of investments in the industry include: effects on profitability from changes in worldwide energy prices and exploration, and production spending; adverse effects from changes in exchange rates, government regulation, world events, international conflicts or threat of conflicts and economic conditions; market, economic and political risks of the countries where energy companies are located or do business; the fact that the value of regulated utility debt instruments (and, to a lesser extent, equity securities) tends to have an inverse relationship to the movement of interest rates; and risk for environmental damage claims. The energy industry has recently experienced significant volatility due to dramatic changes in the prices of energy commodities, and it is possible that such volatility will continue in the future.
- **Equity and Market Risk** — Equity markets are volatile, and the value of securities, swaps, futures and other instruments correlated with equity markets may fluctuate dramatically from day to day. Equity markets are subject to corporate, political, regulatory, market and economic developments, as well as developments that impact specific economic sectors, industries or segments of the market. Further, stocks in the

Index may underperform other equity investments. Volatility in the markets and/or market developments may cause the value of an investment in the Fund to decrease over short or long periods of time.

- **Concentration and Focused Investing** — The Index may concentrate (i.e., composed of securities that represent 25 percent or more of the value of the Index) or focus (i.e., composed of securities that represent a substantial portion of its value, but less than 25 percent) in an industry or group of industries. The Fund will allocate its investments to approximately the same extent as the Index. As a result, the Fund may be subject to greater market fluctuations than a fund that is more broadly invested across industries. Financial, economic, business, regulatory conditions, and other developments affecting issuers in a particular industry or group of industries will have a greater effect on the Fund, and if securities of the particular industry or group of industries as a group fall out of favor, the Fund could underperform, or its net asset value may be more volatile than, funds that have greater industry diversification.
- **Exposure to Large-Cap Company Investment Risk** — Although returns on investments in large-cap companies are often perceived as being less volatile than the returns of companies with smaller market capitalizations, the return on large-cap securities could trail the returns on investments in smaller and mid-sized companies for a number of reasons. For example, large-cap companies may be unable to respond quickly to new competitive challenges, such as changes in technology, and also may not be able to attain the high growth rate of successful smaller companies.
- **Exposure to Small- and Mid-Cap Company Investment Risk** — The risk of equity investing may be particularly acute for securities of issuers with smaller market capitalizations. Small- and mid-cap companies may have limited product lines or resources, may be dependent upon a particular market niche and may have greater fluctuations in price than the stocks of larger companies. Small- and mid-cap companies may lack the financial and personnel resources to handle economic or industry-wide setbacks and, as a result, such setbacks could have a greater effect on small- and mid-cap security prices. Additionally, small- and mid-cap company stocks may trade at greater spreads or lower trading volumes, and may be less liquid than the stocks of larger companies. Further, stocks of small- and mid-sized companies could be more difficult to liquidate during market downturns compared to larger, more widely traded companies.
- **Natural Disaster/Epidemic Risk** — Natural or environmental disasters, such as earthquakes, fires, floods, hurricanes, tsunamis and other severe weather-related phenomena generally, and widespread disease, including pandemics and epidemics (for example, the novel coronavirus COVID-19), have been and can be highly disruptive to economies and markets and have recently led, and may continue to lead, to increased market volatility and significant

market losses. Such natural disaster and health crises could exacerbate political, social, and economic risks, and result in significant breakdowns, delays, shutdowns, social isolation, and other disruptions to important global, local and regional supply chains affected, with potential corresponding results on the operating performance of the Fund and its investments. A climate of uncertainty and panic, including the contagion of infectious viruses or diseases, may adversely affect global, regional, and local economies and reduce the availability of potential investment opportunities, and increases the difficulty of performing due diligence and modeling market conditions, potentially reducing the accuracy of financial projections. Under these circumstances, the Fund may have difficulty achieving its investment objectives which may adversely impact Fund performance. Further, such events can be highly disruptive to economies and markets, significantly disrupt the operations of individual companies (including, but not limited to, the Fund's investment advisor, third party service providers, and counterparties), sectors, industries, markets, securities and commodity exchanges, currencies, interest and inflation rates, credit ratings, investor sentiment, and other factors affecting the value of the Fund's investments. These factors can cause substantial market volatility, exchange trading suspensions and closures, changes in the availability of and the margin requirements for certain instruments, and can impact the ability of the Fund to complete redemptions and otherwise affect Fund performance and Fund trading in the secondary market. A widespread crisis would also affect the global economy in ways that cannot necessarily be foreseen. How long such events will last and whether they will continue or recur cannot be predicted. Impacts from these could have a significant impact on the Fund's performance, resulting in losses to your investment.

• **Risk that Current Assumptions and Expectations Could Become Outdated As a Result of Global Economic Shock** —

The onset of the novel coronavirus (COVID-19) has caused significant shocks to global financial markets and economies, with many governments taking extreme actions to slow and contain the spread of COVID-19. These actions have had, and likely will continue to have, a severe economic impact on global economies as economic activity in some instances has essentially ceased. Financial markets across the globe are experiencing severe distress at least equal to what was experienced during the global financial crisis in 2008. In March 2020, U.S. equity markets entered a bear market in the fastest such move in the history of U.S. financial markets. During much of 2020, the unemployment rate in the U.S. has been extremely high by historical standards. It is not possible to predict when unemployment and market conditions will return to more normal levels. The global economic shocks being experienced as of the date hereof may cause the underlying assumptions and expectations of the Fund to become outdated quickly or inaccurate, resulting in significant losses.

- **Non-Diversification Risk** — The Fund is classified as “non-diversified” under the Investment Company Act of 1940, as amended (“1940 Act”). This means it has the ability to invest a relatively high percentage of its assets in the securities of a small number of issuers or in financial instruments with a single counterparty or a few counterparties. This may increase the Fund's volatility and increase the risk that the Fund's performance will decline based on the performance of a single issuer or the credit of a single counterparty. This risk may be particularly acute if the Index is comprised of a small number of securities.
- **Index Performance Risk** — The Index maintained by a third party provider unaffiliated with the Fund or ProFund Advisors. There can be no guarantee or assurance that the methodology used by the third party provider to create the Index will result in the Fund achieving positive returns. Further, there can be no guarantee that the methodology underlying the Index or the daily calculation of the Index will be free from error. It is also possible that the value of the Index may be subject to intentional manipulation by third-party market participants. The Index used by the Fund may underperform other asset classes and may underperform other similar indices. Each of these factors could have a negative impact on the performance of the Fund.
- **Active Investor Risk** — The Fund permits short-term trading of its securities. A significant portion of assets invested in the Fund may come from professional money managers and investors who use the Fund as part of active trading or tactical asset allocation strategies. These strategies often call for frequent trading to take advantage of anticipated changes in market conditions, which could increase portfolio turnover and may result in additional costs for the Fund. In addition, large movements of assets into and out of the Fund may have a negative impact on the Fund's ability to achieve its investment objective or maintain a consistent level of operating expenses. In certain circumstances, the Fund's expense ratio may vary from current estimates or the historical ratio disclosed in this Prospectus.
- **Early Close/Late Close/Trading Halt Risk** — An exchange or market may close early, close late or issue trading halts on specific securities or financial instruments. As a result, the ability to trade certain securities or financial instruments may be restricted, which may result in the Fund being unable to trade those and other related financial instruments at all. In these circumstances, the Fund may be unable to rebalance its portfolio, may be unable to accurately price its investments and/or may incur substantial trading losses.
- **Liquidity Risk** — In certain circumstances, such as the disruption of the orderly markets for the financial instruments in which the Fund invests, the Fund might not be able to acquire or dispose of certain holdings quickly or at prices that represent true market value in the judgment of ProFund Advisors. Markets for the financial instruments in

which the Fund invests may be disrupted by a number of events, including but not limited to economic crises, political crises, health crises, natural disasters, excessive volatility, new legislation, or regulatory changes inside or outside of the U.S. For example, regulation limiting the ability of certain financial institutions to invest in certain financial instruments would likely reduce the liquidity of those instruments. These situations may prevent the Fund from limiting losses, realizing gains or achieving a high leveraged correlation with the Index.

- **Portfolio Turnover Risk** — The Fund may incur high portfolio turnover to manage the Fund's investment exposure. Additionally, active trading of the Fund's shares may cause more frequent purchase and sales activities that could, in certain circumstances, increase the number of portfolio transactions. High levels of portfolio transactions increase brokerage and other transaction costs and may result in increased taxable capital gains. Each of these factors could have a negative impact on the performance of the Fund.
- **Tax Risk** — In order to qualify for the special tax treatment accorded a regulated investment company ("RIC") and its shareholders, the Fund must derive at least 90% of its gross income for each taxable year from "qualifying income," meet certain asset diversification tests at the end of each taxable quarter, and meet annual distribution requirements. The Fund's pursuit of its investment strategies will potentially be limited by the Fund's intention to qualify for such treatment and could adversely affect the Fund's ability to so qualify. The Fund can make certain investments, the treatment of which for these purposes is unclear. If, in any year, the Fund were to fail to qualify for the special tax treatment accorded a RIC and its shareholders, and were ineligible to or were not to cure such failure, the Fund would be taxed in the same manner as an ordinary corporation subject to U.S. federal income tax on all its income at the fund level. The resulting taxes could substantially reduce the Fund's net assets and the amount of income available for distribution. In addition, in order to

requalify for taxation as a RIC, the Fund could be required to recognize unrealized gains, pay substantial taxes and interest, and make certain distributions. Please see the Statement of Additional Information for more information.

- **Valuation Risk** — In certain circumstances (e.g., if ProFund Advisors believes market quotations do not accurately reflect the fair value of an investment, or a trading halt closes an exchange or market early), ProFund Advisors may, in its sole discretion, choose to determine a fair value price as the basis for determining the market value of such investment for such day. The fair value of an investment determined by ProFund Advisors may be different from other value determinations of the same investment. Portfolio investments that are valued using techniques other than market quotations, including "fair valued" investments, may be subject to greater fluctuation in their value from one day to the next than would be the case if market quotations were used. In addition, there is no assurance that the Fund could sell a portfolio investment for the value established for it at any time, and it is possible that the Fund would incur a loss because a portfolio investment is sold at a discount to its established value.

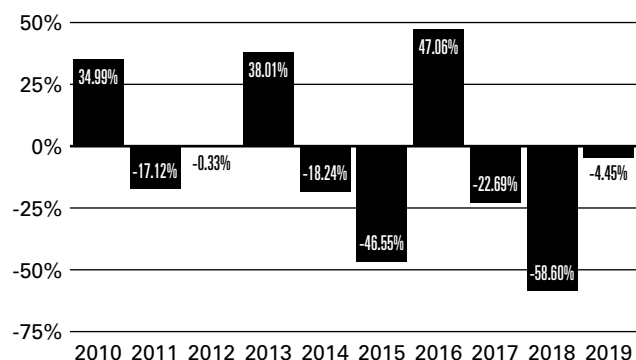
Please see "Investment Objectives, Principal Investment Strategies and Related Risks" in the Fund's Prospectus for additional details.

Investment Results

The bar chart below shows how the Fund's investment results for Investor Class shares have varied from year to year, and the table shows how the Fund's average annual total returns for various periods compare with different broad measures of market performance. Performance for Service Class shares would differ to the extent their fees and expenses differ. This information provides some indication of the risks of investing in the Fund. In addition, the Fund's performance information reflects applicable fee waivers and/or expense limitations, if any, in effect during the periods presented. Absent such fee waivers/expense limitations, if any, performance would have been lower. Past

results (before and after taxes) are not predictive of future results. Updated information on the Fund's results can be obtained by visiting the Fund's website (www.profund.com).

Annual Returns as of December 31



Best Quarter (ended 12/31/2010): **42.60%**

Worst Quarter (ended 12/31/2018): **-57.71%**

The year-to-date return as of the most recent quarter, which ended September 30, 2020, was -82.71%.

Average Annual Total Returns

As of December 31, 2019

	One Year	Five Years	Ten Years	Inception Date
Investor Class Shares				6/5/2006
– Before Taxes	-4.45%	-24.81%	-11.27%	
– After Taxes on Distributions	-4.45%	-24.98%	-11.37%	
– After Taxes on Distributions and Sale of Shares	-2.64%	-15.82%	-7.26%	
Service Class Shares	-5.27%	-25.56%	-12.16%	6/5/2006
S&P 500^{®1}	31.49%	11.70%	13.56%	
Dow Jones U.S. Select Oil Equipment & ServicesSM Index¹	2.39%	-14.61%	-5.67%	

1 Reflects no deduction for fees, expenses or taxes. Adjusted to reflect the reinvestment of dividends paid by issuers in the Index.

Average annual total returns are shown on a before- and after-tax basis for Investor Class shares only. After-tax returns for Service Class shares will vary. After-tax returns are calculated using the historical highest individual federal marginal income tax rates and do not reflect the impact of state and local taxes. Actual after-tax returns depend on an investor's tax situation and may differ from those shown. After-tax returns shown are not relevant to investors who hold the Fund's shares through tax-deferred

arrangements, such as a retirement account. After-tax returns may exceed the return before taxes due to a tax benefit from realizing a capital loss on a sale of shares.

Annual returns are required to be shown and should not be interpreted as suggesting that the Fund should or should not be held for longer periods of time.

Management

The Fund is advised by ProFund Advisors. Michael Neches, Senior Portfolio Manager, and Tarak Davé, Portfolio Manager, have jointly and primarily managed the Fund since October 2013 and April 2018, respectively.

Purchase and Sale of Fund Shares

The **minimum initial investment** amounts for all classes, which may be waived at the discretion of the Fund, are:

- \$5,000 for accounts that list a financial professional.
- \$15,000 for self-directed accounts.

You may purchase, redeem or exchange Fund shares on any day which the New York Stock Exchange is open for business. Depending on where your account is held, you may redeem your shares by contacting your financial professional or the Fund by mail, telephone, wire transfer or on-line (www.profund.com).

Tax Information

The Fund's distributions generally are taxable, and will be taxed as ordinary income, qualified dividend income or capital gains, unless you are investing through a tax-advantaged arrangement, such as a 401(k) plan or an individual retirement account. You may be taxed later upon withdrawal of monies from such tax-advantaged arrangements.

The Fund intends to distribute income, if any, and capital gains, if any, at least annually.

Payments to Broker-Dealers and Other Financial Intermediaries

If you purchase Fund shares through a financial intermediary, such as a broker-dealer or investment adviser, the Fund and its distributor may pay the intermediary for the sale of Fund shares and related services. These payments may create a conflict of interest by influencing the broker-dealer or other financial intermediary to recommend the Fund over another investment. Ask your financial intermediary or visit your financial intermediary's website for more information.

Important Information About the Fund

Pharmaceuticals UltraSector ProFund (the “Fund”) seeks daily investment results, before fees and expenses, that correspond to one and one-half times (1.5x) the return of the Dow Jones U.S. Select PharmaceuticalsSM Index (the “Index”) **for a single day**, not for any other period. A “single day” is measured from the time the Fund calculates its net asset value (“NAV”) to the time of the Fund’s next NAV calculation. **The return of the Fund for periods longer than a single day will be the result of its return for each day compounded over the period.** The Fund’s returns for periods longer than a single day will very likely differ in amount, and possibly even direction, from the Fund’s stated multiple (1.5x) times the return of the Index for the same period. For periods longer than a single day, the Fund will lose money if the Index’s performance is flat, and it is possible that the Fund will lose money even if the level of the Index rises. Longer holding periods, higher Index volatility, and greater leveraged exposure each exacerbate the impact of compounding on an investor’s returns. During periods of higher Index volatility, the volatility of the Index may affect the Fund’s return as much as or more than the return of the Index.

The Fund presents different risks than other types of funds. The Fund uses leverage and is riskier than similarly benchmarked funds that do not use leverage. The Fund may not be suitable for all investors and should be used only by knowledgeable investors who understand the consequences of seeking daily leveraged (1.5x) investment results, including the impact of compounding on Fund performance. Investors in the Fund should actively manage and monitor their investments, as frequently as daily. An investor in the Fund could potentially lose the full principal value of their investment within a single day.

Investment Objective

The Fund seeks daily investment results, before fees and expenses, that correspond to one and one-half times (1.5x) the daily performance of the Index. **The Fund does not seek to achieve its stated investment objective over a period of time greater than a single day.**

Fees and Expenses of the Fund

The table below describes the fees and expenses that you may pay if you buy, hold, and sell shares of the Fund. You may pay other fees, such as brokerage commissions and other fees to financial intermediaries, which are not reflected in the tables and examples below.

Shareholder Fees

(fees paid directly from your investment)

Wire Fee \$10

Annual Fund Operating Expenses

(expenses that you pay each year as a percentage of the value of your investment)

	Investor Class	Service Class
Investment Advisory Fees	0.75%	0.75%
Distribution and Service (12b-1) Fees	0.00%	1.00%
Other Expenses	1.57%	1.57%

Total Annual Fund Operating Expenses Before Fee Waivers and Expense Reimbursements

	2.32%	3.32%
Fee Waivers/Reimbursements ¹	-0.54%	-0.54%

Total Annual Fund Operating Expenses After Fee Waivers and Expense Reimbursements

1.78%	2.78%
--------------	--------------

¹ ProFund Advisors LLC (“ProFund Advisors”) has contractually agreed to waive Investment Advisory and Management Services Fees and to reimburse Other Expenses to the extent Total Annual Fund Operating Expenses Before Fee Waivers and Expense Reimbursements, as a percentage of average daily net assets, exceed 1.78% for Investor Class shares and 2.78% for Service Class shares through November 30, 2021. After such date, the expense limitation may be terminated or revised by ProFund Advisors. Amounts waived or reimbursed in a particular contractual period may be recouped by ProFund Advisors within three years of the end of that contractual period, however, such recoupment will be limited to the lesser of any expense limitation in place at the time of recoupment or the expense limitation in place at the time of waiver or reimbursement.

Example: This example is intended to help you compare the cost of investing in the Fund with the cost of investing in other funds.

The example assumes that you invest \$10,000 in the Fund for the time periods indicated and then redeem all of your shares at the end of each period. The example also assumes that your investment has a 5% return each year and that the Fund’s operating expenses remain the same, except that the fee waiver/expense reimbursement is assumed only to pertain to the first year. Although your actual costs may be higher or lower, based on these assumptions your approximate costs would be:

	1Year	3Years	5Years	10Years
Investor Class	\$181	\$673	\$1,191	\$2,614
Service Class	\$281	\$971	\$1,685	\$3,576

The Fund pays transaction and financing costs associated with the purchase and sale of securities and derivatives. These costs are not reflected in the table or the example above.

Portfolio Turnover

The Fund pays transaction costs, such as commissions, when it buys and sells securities (or “turns over” its portfolio). A higher portfolio turnover rate may indicate higher transaction costs and may result in higher taxes when the Fund’s shares are held in a taxable account. These costs, which are not reflected in the Annual Fund Operating Expenses or in the example above, affect the Fund’s performance. During the most recent fiscal year, the Fund’s annual portfolio turnover rate was 137% of the average value of its entire portfolio. This portfolio turnover rate is calculated without regard to cash instruments or derivatives transactions. If such transactions were included, the Fund’s portfolio turnover rate would be significantly higher.

Principal Investment Strategies

The Fund invests in financial instruments that ProFund Advisors believes, in combination, should produce daily returns consistent with the Fund’s investment objective.

The Index is constructed and maintained by S&P Dow Jones Indices LLC. The Index seeks to measure the performance of certain companies in the pharmaceuticals sector of the U.S. equity market. Component companies include, among others, manufacturers of prescription or over-the-counter drugs. The Index includes vaccine producers, but excludes vitamin producers. The Index is published under the Bloomberg ticker symbol “DJSPHM.”

The Fund will invest principally in the financial instruments set forth below. The Fund expects that its cash balances maintained in connection with the use of financial instruments will typically be held in money market instruments.

- **Equity Securities** — The Fund invests in common stock issued by public companies.
- **Derivatives** — The Fund invests in derivatives, which are financial instruments whose value is derived from the value of an underlying asset or assets, such as stocks, bonds, funds (including exchange-traded funds (“ETFs”)), interest rates or indexes. The Fund invests in derivatives as a substitute for investing directly in securities in order to seek returns for a single day that are leveraged (1.5x) to the returns of the Index for that day. These derivatives principally include:
 - **Swap Agreements** — Contracts entered into primarily with major global financial institutions for a specified period ranging from a day to more than one year. In a standard “swap” transaction, two parties agree to exchange the return (or differentials in rates of return) earned or realized on particular predetermined investments or instruments. The gross return to be exchanged or “swapped” between the parties is calculated with respect to a “notional amount,” e.g., the return on or change in value of a particular dollar amount invested in a “basket” of securities or an ETF representing a particular index.

- **Money Market Instruments** — The Fund invests in short-term cash instruments that have a remaining maturity of 397 days or less and exhibit high quality credit profiles, for example:

- **U.S. Treasury Bills** — U.S. government securities that have initial maturities of one year or less, and are supported by the full faith and credit of the U.S. government.
- **Repurchase Agreements** — Contracts in which a seller of securities, usually U.S. government securities or other money market instruments, agrees to buy the securities back at a specified time and price. Repurchase agreements are primarily used by the Fund as a short-term investment vehicle for cash positions.

ProFund Advisors uses a mathematical approach to investing. Using this approach, ProFund Advisors determines the type, quantity and mix of investment positions that it believes, in combination, the Fund should hold to produce daily returns consistent with the daily Fund’s investment objective. The Fund may invest in or gain exposure to only a representative sample of the securities in the Index or to securities not contained in the Index or in financial instruments, with the intent of obtaining exposure with aggregate characteristics similar to those of a multiple of the single day returns of the Index. In managing the assets of the Fund, ProFund Advisors does not invest the assets of the Fund in securities or financial instruments based on ProFund Advisors’ view of the investment merit of a particular security, instrument, or company, nor does it conduct conventional investment research or analysis or forecast market movement or trends. The Fund seeks to remain fully invested at all times in securities and/or financial instruments that, in combination, provide leveraged exposure to the single day returns of the Index, consistent with its investment objective, without regard to market conditions, trends or direction. The Fund seeks investment results for a single day only, measured as the time the Fund calculates its NAV to the next time the Fund calculates its NAV, and not for any other period.

The Fund seeks to engage in daily rebalancing to position its portfolio so that its exposure to the Index is consistent with the Fund’s daily investment objective. The time and manner in which the Fund rebalances its portfolio may vary from day to day at the discretion of ProFund Advisors, depending on market conditions and other circumstances. The Index’s movements during the day will affect whether the Fund’s portfolio needs to be rebalanced. For example, if the Index has risen on a given day, net assets of the Fund should rise (assuming there were no share redemptions). As a result, the Fund’s exposure will need to be increased. Conversely, if the Index has fallen on a given day, net assets of the Fund should fall (assuming there were no shares issued). As a result, the Fund’s exposure will need to be decreased.

Daily rebalancing and the compounding of each day's return over time means that the return of the Fund for a period longer than a single day will be the result of each day's returns compounded over the period, which will very likely differ in amount, and possibly even direction, from one and one-half times (1.5x) the return of the Index for the same period. The Fund will lose money if the Index's performance is flat over time, and the Fund can lose money regardless of the performance of the Index, as a result of daily rebalancing, the Index's volatility, compounding of each day's return and other factors. See "Principal Risks" below.

The Fund will concentrate or focus its investments in a particular industry or group of industries to approximately the same extent the Index is so concentrated or focused.

As of July 31, 2020, the Index was concentrated in the pharmaceuticals, biotechnology and life sciences industry group.

Please see "Investment Objectives, Principal Investment Strategies and Related Risks" in the Fund's Prospectus for additional details.

Principal Risks

You may lose the full principal value of your investment within a single day.

The principal risks described below are intended to provide information about the factors likely to have a significant adverse impact on the Fund's returns and consequently the value of an investment in the Fund. The risks are presented in an order intended to facilitate readability and their order does not imply that the realization of one risk is more likely to occur than another risk or likely to have a greater adverse impact than another risk.

- **Risks Associated with the Use of Derivatives** — Investing in derivatives may be considered aggressive and may expose the Fund to greater risks and may result in larger losses or smaller gains than investing directly in the reference asset(s) underlying those derivatives. These risks include counterparty risk, liquidity risk and increased correlation risk. When the Fund uses derivatives, there may be imperfect correlation between the value of the reference asset(s) underlying the derivative (e.g., the Index) and the derivative, which may prevent the Fund from achieving its investment objective. Because derivatives often require only a limited initial investment, the use of derivatives also may expose the Fund to losses in excess of those amounts initially invested. The Fund may use a combination of swaps on the Index and swaps on an ETF that is designed to track the performance of the Index. The performance of an ETF may not track the performance of the Index due to embedded costs and other factors. Thus, to the extent the Fund invests in swaps that use an ETF as the reference asset, the Fund may be subject to greater correlation risk and may not achieve as high a degree of correlation with the Index as it would if the Fund only used swaps on the Index. Moreover, with respect to the use of swap agreements, if the Index has a dramatic intraday move that causes a material decline in the Fund's net assets, the terms of a swap

agreement between the Fund and its counterparty may permit the counterparty to immediately close out the transaction with the Fund. In that event, the Fund may be unable to enter into another swap agreement or invest in other derivatives to achieve the desired exposure consistent with the Fund's investment objective. This, in turn, may prevent the Fund from achieving its investment objective, even if the Index reverses all or a portion of its intraday move by the end of the day. As a result, the value of an investment in the Fund may change quickly and without warning. Any costs associated with using derivatives will also have the effect of lowering the Fund's return.

- **Leverage Risk** — The Fund obtains investment exposure in excess of its assets in seeking to achieve its investment objective — a form of leverage — and will lose more money in market environments adverse to its daily objective than a similar fund that does not employ such leverage. The use of such leverage increases the risk of a total loss of an investor's investment. For example, because the Fund includes a multiplier of one and one-half times (1.5x) the Index, a single day movement in the Index approaching 67% at any point in the day could result in the total loss of an investor's investment if that movement is contrary to the investment objective of the Fund, even if the Index subsequently moves in an opposite direction, eliminating all or a portion of the earlier movement. This would be the case with any such single day movements in the Index, even if the Index maintains a level greater than zero at all times. In addition, the use of leverage may increase the volatility of the Fund and magnify any differences between the performance of the Fund and the Index.

- **Compounding Risk** — The Fund has a single day investment objective, and the Fund's performance for any other period is the result of its return for each day compounded over the period. The performance of the Fund for periods longer than a single day will very likely differ in amount, and possibly even direction, from one and one-half times (1.5x) the daily return of the Index for the same period, before accounting for fees and expenses. Compounding affects all investments, but has a more significant impact on a leveraged fund. This effect becomes more pronounced as Index volatility and holding periods increase. Fund performance for a period longer than a single day can be estimated given any set of assumptions for the following factors: (a) Index volatility; (b) Index performance; (c) period of time; (d) financing rates associated with leveraged exposure; (e) other Fund expenses; and (f) dividends or interest paid with respect to securities in the Index. The chart below illustrates the impact of two principal factors — Index volatility and Index performance — on Fund performance. The chart shows estimated Fund returns for a number of combinations of Index volatility and Index performance over a one-year period. Actual volatility, Index and Fund performance may differ significantly from the chart below. Performance shown in the chart assumes: (a) no dividends paid with respect to securities included in the

Index; (b) no Fund expenses; and (c) borrowing/lending rates (to obtain leveraged exposure) of zero percent. If Fund expenses and/or actual borrowing/lending rates were reflected, the Fund's performance would be different than shown.

Areas shaded darker represent those scenarios where the Fund can be expected to return less than one and one-half times (1.5x) the performance of the Index.

Estimated Fund Returns

Index Performance		One Year Volatility Rate				
One Year Index	One and One-Half Times (1.5x) the One Year Index					
		10%	25%	50%	75%	100%
-60%	-90.0%	-74.8%	-75.3%	-77.0%	-79.5%	-82.6%
-50%	-75.0%	-64.8%	-65.5%	-67.8%	-71.4%	-75.7%
-40%	-60.0%	-53.7%	-54.6%	-57.7%	-62.4%	-68.1%
-30%	-45.0%	-41.7%	-42.8%	-46.7%	-52.6%	-59.7%
-20%	-30.0%	-28.7%	-30.1%	-34.8%	-42.1%	-50.8%
-10%	-15.0%	-14.9%	-16.6%	-22.3%	-30.9%	-41.3%
0%	0.0%	-0.4%	-2.3%	-8.9%	-19.0%	-31.3%
10%	15.0%	14.9%	12.7%	5.0%	-6.6%	-20.7%
20%	30.0%	31.0%	28.4%	19.7%	6.5%	-9.7%
30%	45.0%	47.7%	44.8%	35.0%	20.0%	1.9%
40%	60.0%	65.0%	61.8%	50.8%	34.1%	13.8%
50%	75.0%	83.0%	79.5%	67.3%	48.8%	26.3%
60%	90.0%	101.6%	97.9%	84.3%	63.9%	39.1%

The foregoing table is intended to isolate the effect of Index volatility and Index performance on the return of the Fund and is not a representation of actual returns. For example, the Fund may incorrectly be expected to achieve a -30% return on a yearly basis if the Index return were -20%, absent the effects of compounding. As the table shows, with Index volatility of 50%, the Fund could be expected to return -34.8% under such a scenario. The Fund's actual returns may be significantly better or worse than the returns shown above as a result of any of the factors discussed above or in "Principal Risks — Correlation Risk" below.

The Index's annualized historical volatility rate for the five-year period ended July 31, 2020 was 21.93%. The Index's highest July to July volatility rate during the five-year period was 28.75% (July 31, 2020). The Index's annualized total return performance for the five-year period ended July 31, 2020 was -1.10%. Historical Index volatility and performance are not indications of what the Index volatility and performance will be in the future. The volatility of U.S. exchange-traded securities or instruments that reflect the value of the Index may differ from the volatility of the Index.

For additional graphs and charts demonstrating the effects of Index volatility and Index performance on the long-term performance of the Fund, see "Understanding the Risks and Long-Term Performance of Daily Objective

Funds — The Impact of Compounding" in the Fund's Prospectus and "Special Note Regarding the Correlation Risks of Geared Funds" in the Fund's Statement of Additional Information.

- **Correlation Risk** — A number of factors may affect the Fund's ability to achieve a high degree of leveraged correlation with the Index, and there is no guarantee that the Fund will achieve a high degree of leveraged correlation. Failure to achieve a high degree of leveraged correlation may prevent the Fund from achieving its investment objective, and the percentage change of the Fund's NAV each day may differ, perhaps significantly in amount, and possibly even direction, from one and one-half times (1.5x) the percentage change of the Index on such day.

In order to achieve a high degree of leveraged correlation with the Index, the Fund seeks to rebalance its portfolio daily to keep exposure consistent with its investment objective. Being materially under- or overexposed to the Index may prevent the Fund from achieving a high degree of leveraged correlation with the Index and may expose the Fund to greater leverage risk. Market disruptions or closure, regulatory restrictions, market volatility, illiquidity in the markets for the financial instruments in which the Fund invests, and other factors will adversely affect the Fund's ability to adjust exposure to requisite levels. The target amount of portfolio exposure is impacted dynamically by the Index's movements, including intraday movements. Because of this, it is unlikely that the Fund will have perfect leveraged (1.5x) exposure during the day or at the end of each day and the likelihood of being materially under- or overexposed is higher on days when the Index is volatile, particularly when the Index is volatile at or near the close of the trading day.

A number of other factors may also adversely affect the Fund's leveraged correlation with the Index, including fees, expenses, transaction costs, financing costs associated with the use of derivatives, income items, valuation methodology, accounting standards and disruptions or illiquidity in the markets for the securities or financial instruments in which the Fund invests. The Fund may not have investment exposure to all of the securities in the Index, or its weighting of investment exposure to securities may be different from that of the Index. In addition, the Fund may invest in securities not included in the Index. The Fund may take or refrain from taking positions in order to improve tax efficiency, comply with regulatory restrictions, or for other reasons, each of which may negatively affect the Fund's correlation with the Index. The Fund may also be subject to large movements of assets into and out of the Fund, potentially resulting in the Fund being under- or overexposed to the Index and may be impacted by Index reconstitutions and Index rebalancing events. Additionally, the Fund's underlying investments and/or reference assets may trade on markets that may not be open on the same day as the Fund, which may cause a difference between the changes in the daily performance of the Fund and

changes in the level of the Index. Any of these factors could decrease correlation between the performance of the Fund and the Index and may hinder the Fund's ability to meet its daily investment objective on or around that day.

- **Rebalancing Risk** — If for any reason the Fund is unable to rebalance all or a portion of its portfolio, or if all or a portion of the portfolio is rebalanced incorrectly, the Fund's investment exposure may not be consistent with the Fund's investment objective. In these instances, the Fund may have investment exposure to the Index that is significantly greater or less than its stated multiple. As a result, the Fund may be more exposed to leverage risk than if it had been properly rebalanced and may not achieve its investment objective.
- **Counterparty Risk** — Investing in derivatives and repurchase agreements involves entering into contracts with third parties (i.e., counterparties). The use of derivatives involves risks that are different from those associated with ordinary portfolio securities transactions. The Fund will be subject to credit risk (i.e., the risk that a counterparty is or is perceived to be unwilling or unable to make timely payments or otherwise meet its contractual obligations) with respect to the amount it expects to receive from counterparties to derivatives and repurchase agreements entered into by the Fund. If a counterparty becomes bankrupt or fails to perform its obligations, or if any collateral posted by the counterparty for the benefit of the Fund is insufficient or there are delays in the Fund's ability to access such collateral, the value of an investment in the Fund may decline.
- **Pharmaceuticals, Biotechnology, and Life Sciences Industry Risk** — The risks of investments in the industry include: heavy dependence on patents and intellectual property rights, with profitability affected by the loss or impairment of such rights; risks of new technologies and competitive pressures; large expenditures on research and development of products or services that may not prove commercially successful or may become obsolete quickly; regulations and restrictions imposed by the Food and Drug Administration, the Environmental Protection Agency, state and local governments, and foreign regulatory authorities; and thin capitalization and limited product lines, markets, financial resources or personnel. Moreover, stock prices of biotechnology companies are very volatile, particularly when their products are up for regulatory approval and/or under regulatory scrutiny. The biotechnology sector may also be affected by risks that affect the broader health care industry, including expenses and losses from extensive litigation on product liability and similar claims. The pharmaceuticals sector may also be affected by risks that affect the broader health care industry, including: heavy dependence on patent protection, with profitability affected by the expiration of patents; competitive forces that may make it difficult to raise prices and, in fact, may result in price discounts; and thin capitalization and limited product lines, markets and financial resources or personnel.
- **Equity and Market Risk** — Equity markets are volatile, and the value of securities, swaps, futures and other instruments correlated with equity markets may fluctuate dramatically from day to day. Equity markets are subject to corporate, political, regulatory, market and economic developments, as well as developments that impact specific economic sectors, industries or segments of the market. Further, stocks in the Index may underperform other equity investments. Volatility in the markets and/or market developments may cause the value of an investment in the Fund to decrease over short or long periods of time.
- **Concentration and Focused Investing** — The Index may concentrate (i.e., composed of securities that represent 25 percent or more of the value of the Index) or focus (i.e., composed of securities that represent a substantial portion of its value, but less than 25 percent) in an industry or group of industries. The Fund will allocate its investments to approximately the same extent as the Index. As a result, the Fund may be subject to greater market fluctuations than a fund that is more broadly invested across industries. Financial, economic, business, regulatory conditions, and other developments affecting issuers in a particular industry or group of industries will have a greater effect on the Fund, and if securities of the particular industry or group of industries as a group fall out of favor, the Fund could underperform, or its net asset value may be more volatile than, funds that have greater industry diversification.
- **Exposure to Large-Cap Company Investment Risk** — Although returns on investments in large-cap companies are often perceived as being less volatile than the returns of companies with smaller market capitalizations, the return on large-cap securities could trail the returns on investments in smaller and mid-sized companies for a number of reasons. For example, large-cap companies may be unable to respond quickly to new competitive challenges, such as changes in technology, and also may not be able to attain the high growth rate of successful smaller companies.
- **Exposure to Small- and Mid-Cap Company Investment Risk** — The risk of equity investing may be particularly acute for securities of issuers with smaller market capitalizations. Small- and mid-cap companies may have limited product lines or resources, may be dependent upon a particular market niche and may have greater fluctuations in price than the stocks of larger companies. Small- and mid-cap companies may lack the financial and personnel resources to handle economic or industry-wide setbacks and, as a result, such setbacks could have a greater effect on small- and mid-cap security prices. Additionally, small- and mid-cap company stocks may trade at greater spreads or lower trading volumes, and may be less liquid than the stocks of larger companies. Further, stocks of small- and mid-sized companies could be more difficult to liquidate during market downturns compared to larger, more widely traded companies.

- **Natural Disaster/Epidemic Risk** — Natural or environmental disasters, such as earthquakes, fires, floods, hurricanes, tsunamis and other severe weather-related phenomena generally, and widespread disease, including pandemics and epidemics (for example, the novel coronavirus COVID-19), have been and can be highly disruptive to economies and markets and have recently led, and may continue to lead, to increased market volatility and significant market losses. Such natural disaster and health crises could exacerbate political, social, and economic risks, and result in significant breakdowns, delays, shutdowns, social isolation, and other disruptions to important global, local and regional supply chains affected, with potential corresponding results on the operating performance of the Fund and its investments. A climate of uncertainty and panic, including the contagion of infectious viruses or diseases, may adversely affect global, regional, and local economies and reduce the availability of potential investment opportunities, and increases the difficulty of performing due diligence and modeling market conditions, potentially reducing the accuracy of financial projections. Under these circumstances, the Fund may have difficulty achieving its investment objectives which may adversely impact Fund performance. Further, such events can be highly disruptive to economies and markets, significantly disrupt the operations of individual companies (including, but not limited to, the Fund's investment advisor, third party service providers, and counterparties), sectors, industries, markets, securities and commodity exchanges, currencies, interest and inflation rates, credit ratings, investor sentiment, and other factors affecting the value of the Fund's investments. These factors can cause substantial market volatility, exchange trading suspensions and closures, changes in the availability of and the margin requirements for certain instruments, and can impact the ability of the Fund to complete redemptions and otherwise affect Fund performance and Fund trading in the secondary market. A widespread crisis would also affect the global economy in ways that cannot necessarily be foreseen. How long such events will last and whether they will continue or recur cannot be predicted. Impacts from these could have a significant impact on the Fund's performance, resulting in losses to your investment.
- **Risk that Current Assumptions and Expectations Could Become Outdated As a Result of Global Economic Shock** — The onset of the novel coronavirus (COVID-19) has caused significant shocks to global financial markets and economies, with many governments taking extreme actions to slow and contain the spread of COVID-19. These actions have had, and likely will continue to have, a severe economic impact on global economies as economic activity in some instances has essentially ceased. Financial markets across the globe are experiencing severe distress at least equal to what was experienced during the global financial crisis in 2008. In March 2020, U.S. equity markets entered a bear market in the fastest such move in the history of U.S. financial markets. During much of 2020, the unemployment rate in the U.S. has been extremely high by historical standards. It is not possible to predict when unemployment and market conditions will return to more normal levels. The global economic shocks being experienced as of the date hereof may cause the underlying assumptions and expectations of the Fund to become outdated quickly or inaccurate, resulting in significant losses.
- **Non-Diversification Risk** — The Fund is classified as “non-diversified” under the Investment Company Act of 1940, as amended (“1940 Act”). This means it has the ability to invest a relatively high percentage of its assets in the securities of a small number of issuers or in financial instruments with a single counterparty or a few counterparties. This may increase the Fund's volatility and increase the risk that the Fund's performance will decline based on the performance of a single issuer or the credit of a single counterparty. This risk may be particularly acute if the Index is comprised of a small number of securities.
- **Index Performance Risk** — The Index maintained by a third party provider unaffiliated with the Fund or ProFund Advisors. There can be no guarantee or assurance that the methodology used by the third party provider to create the Index will result in the Fund achieving positive returns. Further, there can be no guarantee that the methodology underlying the Index or the daily calculation of the Index will be free from error. It is also possible that the value of the Index may be subject to intentional manipulation by third-party market participants. The Index used by the Fund may underperform other asset classes and may underperform other similar indices. Each of these factors could have a negative impact on the performance of the Fund.
- **Active Investor Risk** — The Fund permits short-term trading of its securities. A significant portion of assets invested in the Fund may come from professional money managers and investors who use the Fund as part of active trading or tactical asset allocation strategies. These strategies often call for frequent trading to take advantage of anticipated changes in market conditions, which could increase portfolio turnover and may result in additional costs for the Fund. In addition, large movements of assets into and out of the Fund may have a negative impact on the Fund's ability to achieve its investment objective or maintain a consistent level of operating expenses. In certain circumstances, the Fund's expense ratio may vary from current estimates or the historical ratio disclosed in this Prospectus.
- **Early Close/Late Close/Trading Halt Risk** — An exchange or market may close early, close late or issue trading halts on specific securities or financial instruments. As a result, the ability to trade certain securities or financial instruments may be restricted, which may result in the Fund being unable to trade those and other related financial instruments at all. In these circumstances, the Fund may be unable to rebalance its

portfolio, may be unable to accurately price its investments and/or may incur substantial trading losses.

- **Liquidity Risk** — In certain circumstances, such as the disruption of the orderly markets for the financial instruments in which the Fund invests, the Fund might not be able to acquire or dispose of certain holdings quickly or at prices that represent true market value in the judgment of ProFund Advisors. Markets for the financial instruments in which the Fund invests may be disrupted by a number of events, including but not limited to economic crises, political crises, health crises, natural disasters, excessive volatility, new legislation, or regulatory changes inside or outside of the U.S. For example, regulation limiting the ability of certain financial institutions to invest in certain financial instruments would likely reduce the liquidity of those instruments. These situations may prevent the Fund from limiting losses, realizing gains or achieving a high leveraged correlation with the Index.
- **Portfolio Turnover Risk** — The Fund may incur high portfolio turnover to manage the Fund's investment exposure. Additionally, active trading of the Fund's shares may cause more frequent purchase and sales activities that could, in certain circumstances, increase the number of portfolio transactions. High levels of portfolio transactions increase brokerage and other transaction costs and may result in increased taxable capital gains. Each of these factors could have a negative impact on the performance of the Fund.
- **Tax Risk** — In order to qualify for the special tax treatment accorded a regulated investment company ("RIC") and its shareholders, the Fund must derive at least 90% of its gross income for each taxable year from "qualifying income," meet certain asset diversification tests at the end of each taxable quarter, and meet annual distribution requirements. The Fund's pursuit of its investment strategies will potentially be limited by the Fund's intention to qualify for such treatment and could adversely affect the Fund's ability to so qualify. The Fund can make certain investments, the treatment of which for these purposes is unclear. If, in any year, the Fund were to fail to qualify for the special tax treatment accorded a RIC and its shareholders, and were ineligible to or were not to cure such failure, the Fund would be taxed in the same manner as

an ordinary corporation subject to U.S. federal income tax on all its income at the fund level. The resulting taxes could substantially reduce the Fund's net assets and the amount of income available for distribution. In addition, in order to requalify for taxation as a RIC, the Fund could be required to recognize unrealized gains, pay substantial taxes and interest, and make certain distributions. Please see the Statement of Additional Information for more information.

- **Valuation Risk** — In certain circumstances (e.g., if ProFund Advisors believes market quotations do not accurately reflect the fair value of an investment, or a trading halt closes an exchange or market early), ProFund Advisors may, in its sole discretion, choose to determine a fair value price as the basis for determining the market value of such investment for such day. The fair value of an investment determined by ProFund Advisors may be different from other value determinations of the same investment. Portfolio investments that are valued using techniques other than market quotations, including "fair valued" investments, may be subject to greater fluctuation in their value from one day to the next than would be the case if market quotations were used. In addition, there is no assurance that the Fund could sell a portfolio investment for the value established for it at any time, and it is possible that the Fund would incur a loss because a portfolio investment is sold at a discount to its established value.

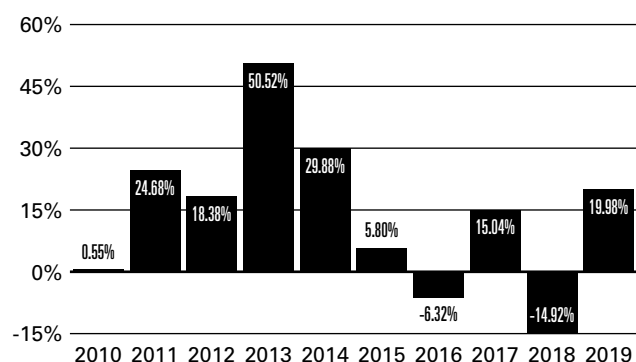
Please see "Investment Objectives, Principal Investment Strategies and Related Risks" in the Fund's Prospectus for additional details.

Investment Results

The bar chart below shows how the Fund's investment results for Investor Class shares have varied from year to year, and the table shows how the Fund's average annual total returns for various periods compare with different broad measures of market performance. Performance for Service Class shares would differ to the extent their fees and expenses differ. This information provides some indication of the risks of investing in the Fund. In addition, the Fund's performance information reflects applicable fee waivers and/or expense limitations, if any, in effect during the periods presented. Absent such fee waivers/expense limitations, if any, performance would have been lower. Past

results (before and after taxes) are not predictive of future results. Updated information on the Fund's results can be obtained by visiting the Fund's website (www.profund.com).

Annual Returns as of December 31



Best Quarter (ended 3/31/2013): **23.06%**

Worst Quarter (ended 12/31/2018): **-23.90%**

The year-to-date return as of the most recent quarter, which ended September 30, 2020, was -0.48%.

Average Annual Total Returns

As of December 31, 2019

	One Year	Five Years	Ten Years	Inception Date
Investor Class Shares				6/28/2000
– Before Taxes	19.98%	3.08%	12.94%	
– After Taxes on Distributions	19.98%	2.65%	12.42%	
– After Taxes on Distributions and Sale of Shares	11.83%	2.33%	10.74%	
Service Class Shares	18.76%	2.04%	11.79%	6/28/2000
S&P 500^{®1}	31.49%	11.70%	13.56%	
Dow Jones U.S. Select PharmaceuticalsSM Index¹	15.86%	2.85%	12.70%	

1 Reflects no deduction for fees, expenses or taxes. Adjusted to reflect the reinvestment of dividends paid by issuers in the Index.

Average annual total returns are shown on a before- and after-tax basis for Investor Class shares only. After-tax returns for Service Class shares will vary. After-tax returns are calculated using the historical highest individual federal marginal income tax rates and do not reflect the impact of state and local taxes. Actual after-tax returns depend on an investor's tax situation and may differ from those shown. After-tax returns shown are not relevant to investors who hold the Fund's shares through tax-deferred

arrangements, such as a retirement account. After-tax returns may exceed the return before taxes due to a tax benefit from realizing a capital loss on a sale of shares.

Annual returns are required to be shown and should not be interpreted as suggesting that the Fund should or should not be held for longer periods of time.

Management

The Fund is advised by ProFund Advisors. Michael Neches, Senior Portfolio Manager, and Tarak Davé, Portfolio Manager, have jointly and primarily managed the Fund since October 2013 and April 2018, respectively.

Purchase and Sale of Fund Shares

The **minimum initial investment** amounts for all classes, which may be waived at the discretion of the Fund, are:

- \$5,000 for accounts that list a financial professional.
- \$15,000 for self-directed accounts.

You may purchase, redeem or exchange Fund shares on any day which the New York Stock Exchange is open for business. Depending on where your account is held, you may redeem your shares by contacting your financial professional or the Fund by mail, telephone, wire transfer or on-line (www.profund.com).

Tax Information

The Fund's distributions generally are taxable, and will be taxed as ordinary income, qualified dividend income or capital gains, unless you are investing through a tax-advantaged arrangement, such as a 401(k) plan or an individual retirement account. You may be taxed later upon withdrawal of monies from such tax-advantaged arrangements.

The Fund intends to distribute income, if any, and capital gains, if any, at least annually.

Payments to Broker-Dealers and Other Financial Intermediaries

If you purchase Fund shares through a financial intermediary, such as a broker-dealer or investment adviser, the Fund and its distributor may pay the intermediary for the sale of Fund shares and related services. These payments may create a conflict of interest by influencing the broker-dealer or other financial intermediary to recommend the Fund over another investment. Ask your financial intermediary or visit your financial intermediary's website for more information.

Important Information About the Fund

Precious Metals UltraSector ProFund (the “Fund”) seeks daily investment results, before fees and expenses, that correspond to one and one-half times (1.5x) the return of the Dow Jones Precious MetalsSM Index (the “Index”) **for a single day**, not for any other period. A “single day” is measured from the time the Fund calculates its net asset value (“NAV”) to the time of the Fund’s next NAV calculation. **The return of the Fund for periods longer than a single day will be the result of its return for each day compounded over the period. The Fund’s returns for periods longer than a single day will very likely differ in amount, and possibly even direction, from the Fund’s stated multiple (1.5x) times the return of the Index for the same period. For periods longer than a single day, the Fund will lose money if the Index’s performance is flat, and it is possible that the Fund will lose money even if the level of the Index rises.** Longer holding periods, higher Index volatility, and greater leveraged exposure each exacerbate the impact of compounding on an investor’s returns. During periods of higher Index volatility, the volatility of the Index may affect the Fund’s return as much as or more than the return of the Index.

The Fund presents different risks than other types of funds. The Fund uses leverage and is riskier than similarly benchmarked funds that do not use leverage. The Fund may not be suitable for all investors and should be used only by knowledgeable investors who understand the consequences of seeking daily leveraged (1.5x) investment results, including the impact of compounding on Fund performance. Investors in the Fund should actively manage and monitor their investments, as frequently as daily. An investor in the Fund could potentially lose the full principal value of their investment within a single day.

Investment Objective

The Fund seeks daily investment results, before fees and expenses, that correspond to one and one-half times (1.5x) the daily performance of the Index. **The Fund does not seek to achieve its stated investment objective over a period of time greater than a single day.**

Fees and Expenses of the Fund

The table below describes the fees and expenses that you may pay if you buy, hold, and sell shares of the Fund. You may pay other fees, such as brokerage commissions and other fees to financial intermediaries, which are not reflected in the tables and examples below.

Shareholder Fees

(fees paid directly from your investment)

Wire Fee \$10

Annual Fund Operating Expenses

(expenses that you pay each year as a percentage of the value of your investment)

	Investor Class	Service Class
Investment Advisory Fees	0.75%	0.75%
Distribution and Service (12b-1) Fees	0.00%	1.00%
Other Expenses	0.89%	0.89%
Total Annual Fund Operating Expenses¹	1.64%	2.64%

¹ ProFund Advisors LLC (“ProFund Advisors”) has contractually agreed to waive Investment Advisory and Management Services Fees and to reimburse Other Expenses to the extent Total Annual Fund Operating Expenses Before Fee Waivers and Expense Reimbursements, as a percentage of average daily net assets, exceed 1.95% for Investor Class shares and 2.95% for Service Class shares through November 30, 2021. After such date, the expense limitation may be terminated or revised by ProFund Advisors. Amounts waived or reimbursed in a particular contractual period may be recouped by ProFund Advisors within three years of the end of that contractual period, however, such recoupment will be limited to the lesser of any expense limitation in place at the time of recoupment or the expense limitation in place at the time of waiver or reimbursement.

Example: This example is intended to help you compare the cost of investing in the Fund with the cost of investing in other funds.

The example assumes that you invest \$10,000 in the Fund for the time periods indicated and then redeem all of your shares at the end of each period. The example also assumes that your investment has a 5% return each year and that the Fund’s operating expenses remain the same. Although your actual costs may be higher or lower, based on these assumptions your approximate costs would be:

	1Year	3Years	5Years	10Years
Investor Class	\$167	\$517	\$892	\$1,944
Service Class	\$267	\$820	\$1,400	\$2,973

The Fund pays transaction and financing costs associated with the purchase and sale of securities and derivatives. These costs are not reflected in the table or the example above.

Portfolio Turnover

The Fund pays transaction costs, such as commissions, when it buys and sells securities (or “turns over” its portfolio). A higher portfolio turnover rate may indicate higher transaction costs and may result in higher taxes when the Fund’s shares are held in a taxable account. These costs, which are not reflected in the Annual Fund Operating Expenses or in the example above, affect the Fund’s performance. During the most recent fiscal year, the

Fund's annual portfolio turnover rate was 148% of the average value of its entire portfolio. This portfolio turnover rate is calculated without regard to cash instruments or derivatives transactions. If such transactions were included, the Fund's portfolio turnover rate would be significantly higher.

Principal Investment Strategies

The Fund invests in financial instruments that ProFund Advisors believes, in combination, should produce daily returns consistent with the Fund's investment objective.

The Index is constructed and maintained by S&P Dow Jones Indices LLC. The Index seeks to measure the performance of certain companies in the precious metals mining sector. Component companies include, among others, leading miners and producers of gold, silver and platinum group metals whose securities are U.S. listed. It is a float-adjusted, market capitalization weighted index. The Index is published under the Bloomberg ticker symbol "DJGSP."

The Fund will invest principally in the financial instruments set forth below. The Fund expects that its cash balances maintained in connection with the use of financial instruments will typically be held in money market instruments.

- **Equity Securities** — The Fund invests in common stock issued by public companies.
- **Depository Receipts** — The Fund may invest in depository receipts, which principally include:
 - **American Depositary Receipts (ADRs)**, which represent the right to receive securities of foreign issuers deposited in a bank or trust company and are an alternative to purchasing the underlying securities in their national markets and currencies
- **Derivatives** — The Fund invests in derivatives, which are financial instruments whose value is derived from the value of an underlying asset or assets, such as stocks, bonds, funds (including exchange-traded funds ("ETFs")), interest rates or indexes. The Fund invests in derivatives as a substitute for investing directly in securities in order to seek returns for a single day that are leveraged (1.5x) to the returns of the Index for that day. These derivatives principally include:
 - **Swap Agreements** — Contracts entered into primarily with major global financial institutions for a specified period ranging from a day to more than one year. In a standard "swap" transaction, two parties agree to exchange the return (or differentials in rates of return) earned or realized on particular predetermined investments or instruments. The gross return to be exchanged or "swapped" between the parties is calculated with respect to a "notional amount," e.g., the return on or change in value of a particular dollar amount invested in a "basket" of securities or an ETF representing a particular index.

- **Money Market Instruments** — The Fund invests in short-term cash instruments that have a remaining maturity of 397 days or less and exhibit high quality credit profiles, for example:

- **U.S. Treasury Bills** — U.S. government securities that have initial maturities of one year or less, and are supported by the full faith and credit of the U.S. government.
- **Repurchase Agreements** — Contracts in which a seller of securities, usually U.S. government securities or other money market instruments, agrees to buy the securities back at a specified time and price. Repurchase agreements are primarily used by the Fund as a short-term investment vehicle for cash positions.

ProFund Advisors uses a mathematical approach to investing. Using this approach, ProFund Advisors determines the type, quantity and mix of investment positions that it believes, in combination, the Fund should hold to produce daily returns consistent with the daily Fund's investment objective. The Fund may invest in or gain exposure to only a representative sample of the securities in the Index or to securities not contained in the Index or in financial instruments, with the intent of obtaining exposure with aggregate characteristics similar to those of a multiple of the single day returns of the Index. In managing the assets of the Fund, ProFund Advisors does not invest the assets of the Fund in securities or financial instruments based on ProFund Advisors' view of the investment merit of a particular security, instrument, or company, nor does it conduct conventional investment research or analysis or forecast market movement or trends. The Fund seeks to remain fully invested at all times in securities and/or financial instruments that, in combination, provide leveraged exposure to the single day returns of the Index, consistent with its investment objective, without regard to market conditions, trends or direction. The Fund seeks investment results for a single day only, measured as the time the Fund calculates its NAV to the next time the Fund calculates its NAV, and not for any other period.

The Fund seeks to engage in daily rebalancing to position its portfolio so that its exposure to the Index is consistent with the Fund's daily investment objective. The time and manner in which the Fund rebalances its portfolio may vary from day to day at the discretion of ProFund Advisors, depending on market conditions and other circumstances. The Index's movements during the day will affect whether the Fund's portfolio needs to be rebalanced. For example, if the Index has risen on a given day, net assets of the Fund should rise (assuming there were no share redemptions). As a result, the Fund's exposure will need to be increased. Conversely, if the Index has fallen on a given day, net assets of the Fund should fall (assuming there were no shares issued). As a result, the Fund's exposure will need to be decreased.

Daily rebalancing and the compounding of each day's return over time means that the return of the Fund for a period longer than a single day will be the result of each day's returns compounded over the period, which will very likely differ in amount, and possibly even direction, from one and one-half times (1.5x) the return of the Index for the same period. The Fund will lose money if the Index's performance is flat over time, and the Fund can lose money regardless of the performance of the Index, as a result of daily rebalancing, the Index's volatility, compounding of each day's return and other factors. See "Principal Risks" below.

The Fund will concentrate or focus its investments in a particular industry or group of industries, country or region to approximately the same extent the Index is so concentrated or focused.

As of July 31, 2020, the Index was concentrated in the materials industry group.

Please see "Investment Objectives, Principal Investment Strategies and Related Risks" in the Fund's Prospectus for additional details.

Principal Risks

You may lose the full principal value of your investment within a single day.

The principal risks described below are intended to provide information about the factors likely to have a significant adverse impact on the Fund's returns and consequently the value of an investment in the Fund. The risks are presented in an order intended to facilitate readability and their order does not imply that the realization of one risk is more likely to occur than another risk or likely to have a greater adverse impact than another risk.

- **Risks Associated with the Use of Derivatives** — Investing in derivatives may be considered aggressive and may expose the Fund to greater risks and may result in larger losses or smaller gains than investing directly in the reference asset(s) underlying those derivatives. These risks include counterparty risk, liquidity risk and increased correlation risk. When the Fund uses derivatives, there may be imperfect correlation between the value of the reference asset(s) underlying the derivative (e.g., the Index) and the derivative, which may prevent the Fund from achieving its investment objective. Because derivatives often require only a limited initial investment, the use of derivatives also may expose the Fund to losses in excess of those amounts initially invested. The Fund may use a combination of swaps on the Index and swaps on an ETF that is designed to track the performance of the Index. The performance of an ETF may not track the performance of the Index due to embedded costs and other factors. Thus, to the extent the Fund invests in swaps that use an ETF as the reference asset, the Fund may be subject to greater correlation risk and may not achieve as high a degree of correlation with the Index as it would if the Fund only used swaps on the Index. Moreover, with respect to the use of swap agreements, if the Index has a dramatic intraday move that causes a

material decline in the Fund's net assets, the terms of a swap agreement between the Fund and its counterparty may permit the counterparty to immediately close out the transaction with the Fund. In that event, the Fund may be unable to enter into another swap agreement or invest in other derivatives to achieve the desired exposure consistent with the Fund's investment objective. This, in turn, may prevent the Fund from achieving its investment objective, even if the Index reverses all or a portion of its intraday move by the end of the day. As a result, the value of an investment in the Fund may change quickly and without warning. Any costs associated with using derivatives will also have the effect of lowering the Fund's return.

- **Leverage Risk** — The Fund obtains investment exposure in excess of its assets in seeking to achieve its investment objective — a form of leverage — and will lose more money in market environments adverse to its daily objective than a similar fund that does not employ such leverage. The use of such leverage increases the risk of a total loss of an investor's investment. For example, because the Fund includes a multiplier of one and one-half times (1.5x) the Index, a single day movement in the Index approaching 67% at any point in the day could result in the total loss of an investor's investment if that movement is contrary to the investment objective of the Fund, even if the Index subsequently moves in an opposite direction, eliminating all or a portion of the earlier movement. This would be the case with any such single day movements in the Index, even if the Index maintains a level greater than zero at all times. In addition, the use of leverage may increase the volatility of the Fund and magnify any differences between the performance of the Fund and the Index.

- **Compounding Risk** — The Fund has a single day investment objective, and the Fund's performance for any other period is the result of its return for each day compounded over the period. The performance of the Fund for periods longer than a single day will very likely differ in amount, and possibly even direction, from one and one-half times (1.5x) the daily return of the Index for the same period, before accounting for fees and expenses. Compounding affects all investments, but has a more significant impact on a leveraged fund. This effect becomes more pronounced as Index volatility and holding periods increase. Fund performance for a period longer than a single day can be estimated given any set of assumptions for the following factors: (a) Index volatility; (b) Index performance; (c) period of time; (d) financing rates associated with leveraged exposure; (e) other Fund expenses; and (f) dividends or interest paid with respect to securities in the Index. The chart below illustrates the impact of two principal factors — Index volatility and Index performance — on Fund performance. The chart shows estimated Fund returns for a number of combinations of Index volatility and Index performance over a one-year period. Actual volatility, Index and Fund performance may differ significantly from the chart below. Performance shown in the chart assumes: (a) no

dividends paid with respect to securities included in the Index; (b) no Fund expenses; and (c) borrowing/lending rates (to obtain leveraged exposure) of zero percent. If Fund expenses and/or actual borrowing/lending rates were reflected, the Fund's performance would be different than shown.

Areas shaded darker represent those scenarios where the Fund can be expected to return less than one and one-half times (1.5x) the performance of the Index.

Estimated Fund Returns

Index Performance		One Year Volatility Rate				
One Year Index	One and One-Half Times (1.5x) the One Year Index					
		10%	25%	50%	75%	100%
-60%	-90.0%	-74.8%	-75.3%	-77.0%	-79.5%	-82.6%
-50%	-75.0%	-64.8%	-65.5%	-67.8%	-71.4%	-75.7%
-40%	-60.0%	-53.7%	-54.6%	-57.7%	-62.4%	-68.1%
-30%	-45.0%	-41.7%	-42.8%	-46.7%	-52.6%	-59.7%
-20%	-30.0%	-28.7%	-30.1%	-34.8%	-42.1%	-50.8%
-10%	-15.0%	-14.9%	-16.6%	-22.3%	-30.9%	-41.3%
0%	0.0%	-0.4%	-2.3%	-8.9%	-19.0%	-31.3%
10%	15.0%	14.9%	12.7%	5.0%	-6.6%	-20.7%
20%	30.0%	31.0%	28.4%	19.7%	6.5%	-9.7%
30%	45.0%	47.7%	44.8%	35.0%	20.0%	1.9%
40%	60.0%	65.0%	61.8%	50.8%	34.1%	13.8%
50%	75.0%	83.0%	79.5%	67.3%	48.8%	26.3%
60%	90.0%	101.6%	97.9%	84.3%	63.9%	39.1%

The foregoing table is intended to isolate the effect of Index volatility and Index performance on the return of the Fund and is not a representation of actual returns. For example, the Fund may incorrectly be expected to achieve a -30% return on a yearly basis if the Index return were -20%, absent the effects of compounding. As the table shows, with Index volatility of 50%, the Fund could be expected to return -34.8% under such a scenario. The Fund's actual returns may be significantly better or worse than the returns shown above as a result of any of the factors discussed above or in "Principal Risks — Correlation Risk" below.

The Index's annualized historical volatility rate for the five-year period ended July 31, 2020 was 38.00%. The Index's highest July to July volatility rate during the five-year period was 50.45% (July 31, 2016). The Index's annualized total return performance for the five-year period ended July 31, 2020 was 27.77%. Historical Index volatility and performance are not indications of what the Index volatility and performance will be in the future. The volatility of U.S. exchange-traded securities or instruments that reflect the value of the Index may differ from the volatility of the Index.

For additional graphs and charts demonstrating the effects of Index volatility and Index performance on the long-term performance of the Fund, see "Understanding the

Risks and Long-Term Performance of Daily Objective Funds — The Impact of Compounding" in the Fund's Prospectus and "Special Note Regarding the Correlation Risks of Geared Funds" in the Fund's Statement of Additional Information.

- **Correlation Risk** — A number of factors may affect the Fund's ability to achieve a high degree of leveraged correlation with the Index, and there is no guarantee that the Fund will achieve a high degree of leveraged correlation. Failure to achieve a high degree of leveraged correlation may prevent the Fund from achieving its investment objective, and the percentage change of the Fund's NAV each day may differ, perhaps significantly in amount, and possibly even direction, from one and one-half times (1.5x) the percentage change of the Index on such day.

In order to achieve a high degree of leveraged correlation with the Index, the Fund seeks to rebalance its portfolio daily to keep exposure consistent with its investment objective. Being materially under- or overexposed to the Index may prevent the Fund from achieving a high degree of leveraged correlation with the Index and may expose the Fund to greater leverage risk. Market disruptions or closure, regulatory restrictions, market volatility, illiquidity in the markets for the financial instruments in which the Fund invests, and other factors will adversely affect the Fund's ability to adjust exposure to requisite levels. The target amount of portfolio exposure is impacted dynamically by the Index's movements, including intraday movements. Because of this, it is unlikely that the Fund will have perfect leveraged (1.5x) exposure during the day or at the end of each day and the likelihood of being materially under- or overexposed is higher on days when the Index is volatile, particularly when the Index is volatile at or near the close of the trading day.

A number of other factors may also adversely affect the Fund's leveraged correlation with the Index, including fees, expenses, transaction costs, financing costs associated with the use of derivatives, income items, valuation methodology, accounting standards and disruptions or illiquidity in the markets for the securities or financial instruments in which the Fund invests. The Fund may not have investment exposure to all of the securities in the Index, or its weighting of investment exposure to securities may be different from that of the Index. In addition, the Fund may invest in securities not included in the Index. The Fund may take or refrain from taking positions in order to improve tax efficiency, comply with regulatory restrictions, or for other reasons, each of which may negatively affect the Fund's correlation with the Index. The Fund may also be subject to large movements of assets into and out of the Fund, potentially resulting in the Fund being under- or overexposed to the Index and may be impacted by Index reconstitutions and Index rebalancing events. Additionally, the Fund's underlying investments and/or reference assets may trade on markets that may not be open on the same day as the Fund, which may cause a difference

between the changes in the daily performance of the Fund and changes in the level of the Index. Any of these factors could decrease correlation between the performance of the Fund and the Index and may hinder the Fund's ability to meet its daily investment objective on or around that day.

- **Rebalancing Risk** — If for any reason the Fund is unable to rebalance all or a portion of its portfolio, or if all or a portion of the portfolio is rebalanced incorrectly, the Fund's investment exposure may not be consistent with the Fund's investment objective. In these instances, the Fund may have investment exposure to the Index that is significantly greater or less than its stated multiple. As a result, the Fund may be more exposed to leverage risk than if it had been properly rebalanced and may not achieve its investment objective.
- **Counterparty Risk** — Investing in derivatives and repurchase agreements involves entering into contracts with third parties (i.e., counterparties). The use of derivatives involves risks that are different from those associated with ordinary portfolio securities transactions. The Fund will be subject to credit risk (i.e., the risk that a counterparty is or is perceived to be unwilling or unable to make timely payments or otherwise meet its contractual obligations) with respect to the amount it expects to receive from counterparties to derivatives and repurchase agreements entered into by the Fund. If a counterparty becomes bankrupt or fails to perform its obligations, or if any collateral posted by the counterparty for the benefit of the Fund is insufficient or there are delays in the Fund's ability to access such collateral, the value of an investment in the Fund may decline.

Precious Metals Mining Industry Risk — The risks related to changes in the price of gold, silver and platinum group metals include changing inflation expectations, currency fluctuations, speculation, and industrial, government and global consumer demand; disruptions in the supply chain; rising production and regulatory compliance costs; adverse effects from government and environmental regulation, world events and economic conditions; market, economic and political risks of the countries where precious metals companies are located or do business; thin capitalization and limited product lines, markets, financial resources or personnel; and the possible illiquidity of certain of the securities represented in the Index, may adversely affect companies engaged in precious metals mining related businesses. Depending on market conditions, precious metals mining companies may dramatically outperform or underperform more traditional equity investments.

- **Equity and Market Risk** — Equity markets are volatile, and the value of securities, swaps, futures and other instruments correlated with equity markets may fluctuate dramatically from day to day. Equity markets are subject to corporate, political, regulatory, market and economic developments, as well as developments that impact specific economic sectors, industries or segments of the market. Further, stocks in the Index may underperform other equity investments. Volatility

in the markets and/or market developments may cause the value of an investment in the Fund to decrease over short or long periods of time.

- **Exposure to Foreign Currency Risk** — Investments linked to or denominated in foreign currencies are exposed to additional risk factors versus those investments denominated in U.S. dollars and linked to U.S. investments. The value of an investment linked to or denominated in a foreign currency could change significantly as foreign currencies strengthen or weaken relative to the U.S. dollar. Devaluations of a currency by a government or banking authority may also have significant impact on the value of any investments linked to or denominated in that currency. Risks related to foreign currencies also include those related to economic or political developments, market inefficiencies or a higher risk that essential investment information may be incomplete, unavailable, or inaccurate. Foreign currency losses could offset or exceed any potential gains, or add to losses, in the related investments. Currency markets are also generally not as regulated as securities markets. In addition, in order to transact in foreign investments, the Fund may exchange and hold foreign currencies. Regulatory fees or higher custody fees may be imposed on foreign currency holdings.
- **Exposure to Foreign Investments** — Exposure to securities of foreign issuers may provide the Fund with increased risk. Various factors related to foreign investments may negatively impact the Fund's and the Index's performance, such as: i) fluctuations in the value of the applicable foreign currency; ii) differences in securities settlement practices; iii) uncertainty associated with evidence of ownership of investments in countries that lack centralized custodial services; iv) possible regulation of, or other limitations on, investments by U.S. investors in foreign investments; v) potentially higher brokerage commissions; vi) the possibility that a foreign government may withhold portions of interest and dividends at the source; vii) taxation of income earned in foreign countries or other foreign taxes imposed; viii) foreign exchange controls, which may include suspension of the ability to transfer currency from a foreign country; ix) less publicly available information about foreign issuers; x) changes in the denomination currency of a foreign investment; and xi) less certain legal systems in which the Fund may encounter difficulties or be unable to pursue legal remedies. Foreign investments also may be more susceptible to political, social, economic and regional factors than may be the case with U.S. securities. In addition, markets for foreign investments are usually less liquid, more volatile and significantly smaller than markets for U.S. securities, which may affect, among other things, the Fund's ability to purchase or sell foreign investments at appropriate times and prices. Because of differences in settlement times and/or foreign market holidays, transactions in a foreign market may take place one or more days after the necessary exposure to these

investments is determined. Until the transactions are effected, the Fund is exposed to increased foreign currency risk and market risk and, ultimately, increased correlation risk.

- **Concentration and Focused Investing** —The Index may concentrate (i.e., composed of securities that represent 25 percent or more of the value of the Index) or focus (i.e., composed of securities that represent a substantial portion of its value, but less than 25 percent) in an industry or group of industries. The Fund will allocate its investments to approximately the same extent as the Index. As a result, the Fund may be subject to greater market fluctuations than a fund that is more broadly invested across industries. Financial, economic, business, regulatory conditions, and other developments affecting issuers in a particular industry or group of industries will have a greater effect on the Fund, and if securities of the particular industry or group of industries as a group fall out of favor, the Fund could underperform, or its net asset value may be more volatile than, funds that have greater industry diversification.
- **Exposure to Large-Cap Company Investment Risk** — Although returns on investments in large-cap companies are often perceived as being less volatile than the returns of companies with smaller market capitalizations, the return on large-cap securities could trail the returns on investments in smaller and mid-sized companies for a number of reasons. For example, large-cap companies may be unable to respond quickly to new competitive challenges, such as changes in technology, and also may not be able to attain the high growth rate of successful smaller companies.
- **Exposure to Small- and Mid-Cap Company Investment Risk** — The risk of equity investing may be particularly acute for securities of issuers with smaller market capitalizations. Small- and mid-cap companies may have limited product lines or resources, may be dependent upon a particular market niche and may have greater fluctuations in price than the stocks of larger companies. Small- and mid-cap companies may lack the financial and personnel resources to handle economic or industry-wide setbacks and, as a result, such setbacks could have a greater effect on small- and mid-cap security prices. Additionally, small- and mid-cap company stocks may trade at greater spreads or lower trading volumes, and may be less liquid than the stocks of larger companies. Further, stocks of small- and mid-sized companies could be more difficult to liquidate during market downturns compared to larger, more widely traded companies.
- **Natural Disaster/Epidemic Risk** — Natural or environmental disasters, such as earthquakes, fires, floods, hurricanes, tsunamis and other severe weather-related phenomena generally, and widespread disease, including pandemics and epidemics (for example, the novel coronavirus COVID-19), have been and can be highly disruptive to economies and markets and have recently led, and may

continue to lead, to increased market volatility and significant market losses. Such natural disaster and health crises could exacerbate political, social, and economic risks, and result in significant breakdowns, delays, shutdowns, social isolation, and other disruptions to important global, local and regional supply chains affected, with potential corresponding results on the operating performance of the Fund and its investments. A climate of uncertainty and panic, including the contagion of infectious viruses or diseases, may adversely affect global, regional, and local economies and reduce the availability of potential investment opportunities, and increases the difficulty of performing due diligence and modeling market conditions, potentially reducing the accuracy of financial projections. Under these circumstances, the Fund may have difficulty achieving its investment objectives which may adversely impact Fund performance. Further, such events can be highly disruptive to economies and markets, significantly disrupt the operations of individual companies (including, but not limited to, the Fund's investment advisor, third party service providers, and counterparties), sectors, industries, markets, securities and commodity exchanges, currencies, interest and inflation rates, credit ratings, investor sentiment, and other factors affecting the value of the Fund's investments. These factors can cause substantial market volatility, exchange trading suspensions and closures, changes in the availability of and the margin requirements for certain instruments, and can impact the ability of the Fund to complete redemptions and otherwise affect Fund performance and Fund trading in the secondary market. A widespread crisis would also affect the global economy in ways that cannot necessarily be foreseen. How long such events will last and whether they will continue or recur cannot be predicted. Impacts from these could have a significant impact on the Fund's performance, resulting in losses to your investment.

- **Risk that Current Assumptions and Expectations Could Become Outdated As a Result of Global Economic Shock** — The onset of the novel coronavirus (COVID-19) has caused significant shocks to global financial markets and economies, with many governments taking extreme actions to slow and contain the spread of COVID-19. These actions have had, and likely will continue to have, a severe economic impact on global economies as economic activity in some instances has essentially ceased. Financial markets across the globe are experiencing severe distress at least equal to what was experienced during the global financial crisis in 2008. In March 2020, U.S. equity markets entered a bear market in the fastest such move in the history of U.S. financial markets. During much of 2020, the unemployment rate in the U.S. has been extremely high by historical standards. It is not possible to predict when unemployment and market conditions will return to more normal levels. The global economic shocks being experienced as of the date hereof may cause the

underlying assumptions and expectations of the Fund to become outdated quickly or inaccurate, resulting in significant losses.

- **Non-Diversification Risk** — The Fund is classified as “non-diversified” under the Investment Company Act of 1940, as amended (“1940 Act”). This means it has the ability to invest a relatively high percentage of its assets in the securities of a small number of issuers or in financial instruments with a single counterparty or a few counterparties. This may increase the Fund’s volatility and increase the risk that the Fund’s performance will decline based on the performance of a single issuer or the credit of a single counterparty. This risk may be particularly acute if the Index is comprised of a small number of securities.
- **Index Performance Risk** — The Index maintained by a third party provider unaffiliated with the Fund or ProFund Advisors. There can be no guarantee or assurance that the methodology used by the third party provider to create the Index will result in the Fund achieving positive returns. Further, there can be no guarantee that the methodology underlying the Index or the daily calculation of the Index will be free from error. It is also possible that the value of the Index may be subject to intentional manipulation by third-party market participants. The Index used by the Fund may underperform other asset classes and may underperform other similar indices. Each of these factors could have a negative impact on the performance of the Fund.
- **Active Investor Risk** — The Fund permits short-term trading of its securities. A significant portion of assets invested in the Fund may come from professional money managers and investors who use the Fund as part of active trading or tactical asset allocation strategies. These strategies often call for frequent trading to take advantage of anticipated changes in market conditions, which could increase portfolio turnover and may result in additional costs for the Fund. In addition, large movements of assets into and out of the Fund may have a negative impact on the Fund’s ability to achieve its investment objective or maintain a consistent level of operating expenses. In certain circumstances, the Fund’s expense ratio may vary from current estimates or the historical ratio disclosed in this Prospectus.
- **Early Close/Late Close/Trading Halt Risk** — An exchange or market may close early, close late or issue trading halts on specific securities or financial instruments. As a result, the ability to trade certain securities or financial instruments may be restricted, which may result in the Fund being unable to trade those and other related financial instruments at all. In these circumstances, the Fund may be unable to rebalance its portfolio, may be unable to accurately price its investments and/or may incur substantial trading losses.
- **Liquidity Risk** — In certain circumstances, such as the disruption of the orderly markets for the financial instruments in which the Fund invests, the Fund might not be able to acquire or dispose of certain holdings quickly or at prices that represent true market value in the judgment of ProFund Advisors. Markets for the financial instruments in which the Fund invests may be disrupted by a number of events, including but not limited to economic crises, political crises, health crises, natural disasters, excessive volatility, new legislation, or regulatory changes inside or outside of the U.S. For example, regulation limiting the ability of certain financial institutions to invest in certain financial instruments would likely reduce the liquidity of those instruments. These situations may prevent the Fund from limiting losses, realizing gains or achieving a high leveraged correlation with the Index.
- **Portfolio Turnover Risk** — The Fund may incur high portfolio turnover to manage the Fund’s investment exposure. Additionally, active trading of the Fund’s shares may cause more frequent purchase and sales activities that could, in certain circumstances, increase the number of portfolio transactions. High levels of portfolio transactions increase brokerage and other transaction costs and may result in increased taxable capital gains. Each of these factors could have a negative impact on the performance of the Fund.
- **Tax Risk** — In order to qualify for the special tax treatment accorded a regulated investment company (“RIC”) and its shareholders, the Fund must derive at least 90% of its gross income for each taxable year from “qualifying income,” meet certain asset diversification tests at the end of each taxable quarter, and meet annual distribution requirements. The Fund’s pursuit of its investment strategies will potentially be limited by the Fund’s intention to qualify for such treatment and could adversely affect the Fund’s ability to so qualify. The Fund can make certain investments, the treatment of which for these purposes is unclear. If, in any year, the Fund were to fail to qualify for the special tax treatment accorded a RIC and its shareholders, and were ineligible to or were not to cure such failure, the Fund would be taxed in the same manner as an ordinary corporation subject to U.S. federal income tax on all its income at the fund level. The resulting taxes could substantially reduce the Fund’s net assets and the amount of income available for distribution. In addition, in order to requalify for taxation as a RIC, the Fund could be required to recognize unrealized gains, pay substantial taxes and interest, and make certain distributions. Please see the Statement of Additional Information for more information.
- **Valuation Risk** — In certain circumstances (e.g., if ProFund Advisors believes market quotations do not accurately reflect the fair value of an investment, or a trading halt closes an exchange or market early), ProFund Advisors may, in its sole discretion, choose to determine a fair value price as the basis for determining the market value of such investment for such day. The fair value of an investment determined by ProFund Advisors may be different from other value determinations of the same investment. Portfolio investments that are valued using techniques other than market quotations, including “fair

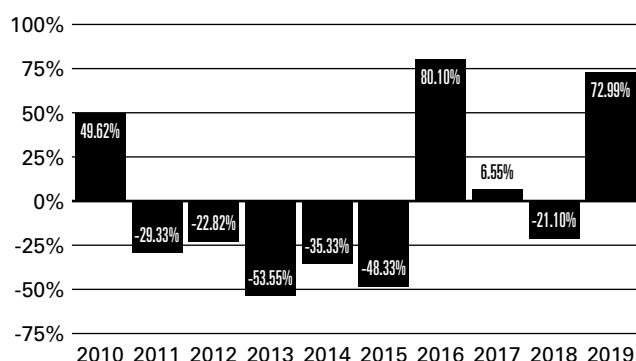
valued” investments, may be subject to greater fluctuation in their value from one day to the next than would be the case if market quotations were used. In addition, there is no assurance that the Fund could sell a portfolio investment for the value established for it at any time, and it is possible that the Fund would incur a loss because a portfolio investment is sold at a discount to its established value.

Please see “Investment Objectives, Principal Investment Strategies and Related Risks” in the Fund’s Prospectus for additional details.

Investment Results

The bar chart below shows how the Fund’s investment results for Investor Class shares have varied from year to year, and the table

shows how the Fund’s average annual total returns for various periods compare with different broad measures of market performance. Performance for Service Class shares would differ to the extent their fees and expenses differ. This information provides some indication of the risks of investing in the Fund. In addition, the Fund’s performance information reflects applicable fee waivers and/or expense limitations, if any, in effect during the periods presented. Absent such fee waivers/expense limitations, if any, performance would have been lower. Past results (before and after taxes) are not predictive of future results. Updated information on the Fund’s results can be obtained by visiting the Fund’s website (www.profund.com).

Annual Returns as of December 31

Best Quarter (ended 3/31/2016): **82.09%**

Worst Quarter (ended 6/30/2013): **-42.88%**

The year-to-date return as of the most recent quarter, which ended September 30, 2020, was 47.95%.

Average Annual Total Returns

As of December 31, 2019

	One Year	Five Years	Ten Years	Inception Date
Investor Class Shares				6/3/2002
– Before Taxes	72.99%	6.24%	-10.45%	
– After Taxes on Distributions	72.99%	6.24%	-10.45%	
– After Taxes on Distributions and Sale of Shares	43.21%	4.88%	-6.87%	
Service Class Shares	71.15%	5.18%	-11.34%	6/3/2002
S&P 500^{®1}	31.49%	11.70%	13.56%	
Dow Jones Precious MetalsSM Index¹	49.64%	9.58%	-2.61%	

1 Reflects no deduction for fees, expenses or taxes. Adjusted to reflect the reinvestment of dividends paid by issuers in the Index.

Average annual total returns are shown on a before- and after-tax basis for Investor Class shares only. After-tax returns for Service Class shares will vary. After-tax returns are calculated using the historical highest individual federal marginal income tax rates and do not reflect the impact of state and local taxes. Actual after-tax returns depend on an investor's tax situation and may differ from those shown. After-tax returns shown are not relevant to investors who hold the Fund's shares through tax-deferred arrangements, such as a retirement account. After-tax returns may exceed the return before taxes due to a tax benefit from realizing a capital loss on a sale of shares.

Annual returns are required to be shown and should not be interpreted as suggesting that the Fund should or should not be held for longer periods of time.

Management

The Fund is advised by ProFund Advisors. Michael Neches, Senior Portfolio Manager, and Tarak Davé, Portfolio Manager, have jointly and primarily managed the Fund since October 2013 and April 2018, respectively.

Purchase and Sale of Fund Shares

The **minimum initial investment** amounts for all classes, which may be waived at the discretion of the Fund, are:

- \$5,000 for accounts that list a financial professional.
- \$15,000 for self-directed accounts.

You may purchase, redeem or exchange Fund shares on any day which the New York Stock Exchange is open for business. Depending on where your account is held, you may redeem your shares by contacting your financial professional or the Fund by mail, telephone, wire transfer or on-line (www.profunds.com).

Tax Information

The Fund's distributions generally are taxable, and will be taxed as ordinary income, qualified dividend income or capital gains, unless you are investing through a tax-advantaged arrangement, such as a 401(k) plan or an individual retirement account. You may be taxed later upon withdrawal of monies from such tax-advantaged arrangements.

The Fund intends to distribute income, if any, and capital gains, if any, at least annually.

Payments to Broker-Dealers and Other Financial Intermediaries

If you purchase Fund shares through a financial intermediary, such as a broker-dealer or investment adviser, the Fund and its distributor may pay the intermediary for the sale of Fund shares and related services. These payments may create a conflict of interest by influencing the broker-dealer or other financial intermediary to recommend the Fund over another investment. Ask your financial intermediary or visit your financial intermediary's website for more information.

Important Information About the Fund

Real Estate UltraSector ProFund (the “Fund”) seeks daily investment results, before fees and expenses, that correspond to one and one-half times (1.5x) the return of the Dow Jones U.S. Real EstateSM Index (the “Index”) **for a single day**, not for any other period. A “single day” is measured from the time the Fund calculates its net asset value (“NAV”) to the time of the Fund’s next NAV calculation. **The return of the Fund for periods longer than a single day will be the result of its return for each day compounded over the period. The Fund’s returns for periods longer than a single day will very likely differ in amount, and possibly even direction, from the Fund’s stated multiple (1.5x) times the return of the Index for the same period. For periods longer than a single day, the Fund will lose money if the Index’s performance is flat, and it is possible that the Fund will lose money even if the level of the Index rises.** Longer holding periods, higher Index volatility, and greater leveraged exposure each exacerbate the impact of compounding on an investor’s returns. During periods of higher Index volatility, the volatility of the Index may affect the Fund’s return as much as or more than the return of the Index.

The Fund presents different risks than other types of funds. The Fund uses leverage and is riskier than similarly benchmarked funds that do not use leverage. The Fund may not be suitable for all investors and should be used only by knowledgeable investors who understand the consequences of seeking daily leveraged (1.5x) investment results, including the impact of compounding on Fund performance. Investors in the Fund should actively manage and monitor their investments, as frequently as daily. An investor in the Fund could potentially lose the full principal value of their investment within a single day.

Investment Objective

The Fund seeks daily investment results, before fees and expenses, that correspond to one and one-half times (1.5x) the daily performance of the Index. **The Fund does not seek to achieve its stated investment objective over a period of time greater than a single day.**

Fees and Expenses of the Fund

The table below describes the fees and expenses that you may pay if you buy, hold, and sell shares of the Fund. You may pay other fees, such as brokerage commissions and other fees to financial intermediaries, which are not reflected in the tables and examples below.

Shareholder Fees

(fees paid directly from your investment)

Wire Fee \$10

Annual Fund Operating Expenses

(expenses that you pay each year as a percentage of the value of your investment)

	Investor Class	Service Class
Investment Advisory Fees	0.75%	0.75%
Distribution and Service (12b-1) Fees	0.00%	1.00%
Other Expenses	1.05%	1.05%

Total Annual Fund Operating Expenses Before Fee Waivers and Expense Reimbursements

Fee Waivers/Reimbursements ¹	1.80%	2.80%
	-0.02%	-0.02%

Total Annual Fund Operating Expenses After Fee Waivers and Expense Reimbursements

	<u>1.78%</u>	<u>2.78%</u>
--	--------------	--------------

¹ ProFund Advisors LLC (“ProFund Advisors”) has contractually agreed to waive Investment Advisory and Management Services Fees and to reimburse Other Expenses to the extent Total Annual Fund Operating Expenses Before Fee Waivers and Expense Reimbursements, as a percentage of average daily net assets, exceed 1.78% for Investor Class shares and 2.78% for Service Class shares through November 30, 2021. After such date, the expense limitation may be terminated or revised by ProFund Advisors. Amounts waived or reimbursed in a particular contractual period may be recouped by ProFund Advisors within three years of the end of that contractual period, however, such recoupment will be limited to the lesser of any expense limitation in place at the time of recoupment or the expense limitation in place at the time of waiver or reimbursement.

Example: This example is intended to help you compare the cost of investing in the Fund with the cost of investing in other funds.

The example assumes that you invest \$10,000 in the Fund for the time periods indicated and then redeem all of your shares at the end of each period. The example also assumes that your investment has a 5% return each year and that the Fund’s operating expenses remain the same, except that the fee waiver/expense reimbursement is assumed only to pertain to the first year. Although your actual costs may be higher or lower, based on these assumptions your approximate costs would be:

	1Year	3Years	5Years	10Years
Investor Class	\$181	\$564	\$973	\$2,114
Service Class	\$281	\$866	\$1,477	\$3,127

The Fund pays transaction and financing costs associated with the purchase and sale of securities and derivatives. These costs are not reflected in the table or the example above.

Portfolio Turnover

The Fund pays transaction costs, such as commissions, when it buys and sells securities (or “turns over” its portfolio). A higher portfolio turnover rate may indicate higher transaction costs and may result in higher taxes when the Fund’s shares are held in a taxable account. These costs, which are not reflected in the Annual Fund Operating Expenses or in the example above, affect the Fund’s performance. During the most recent fiscal year, the Fund’s annual portfolio turnover rate was 217% of the average value of its entire portfolio. This portfolio turnover rate is calculated without regard to cash instruments or derivatives transactions. If such transactions were included, the Fund’s portfolio turnover rate would be significantly higher.

Principal Investment Strategies

The Fund invests in financial instruments that ProFund Advisors believes, in combination, should produce daily returns consistent with the Fund’s investment objective.

The Index is constructed and maintained by S&P Dow Jones Indices LLC. The Index seeks to measure the performance of certain companies in the real estate industry of the U.S. equity market. Component companies include, among others, real estate holding and development and real estate services companies and real estate investment trusts (“REITs”). REITs are passive investment vehicles that invest primarily in income producing real estate or real estate related loans or interests. The Index is published under the Bloomberg ticker symbol “DJUSRE.”

The Fund will invest principally in the financial instruments set forth below. The Fund expects that its cash balances maintained in connection with the use of financial instruments will typically be held in money market instruments.

- **Equity Securities** — The Fund invests in common stock issued by public companies.
- **Derivatives** — The Fund invests in derivatives, which are financial instruments whose value is derived from the value of an underlying asset or assets, such as stocks, bonds, funds (including exchange-traded funds (“ETFs”)), interest rates or indexes. The Fund invests in derivatives as a substitute for investing directly in securities in order to seek returns for a single day that are leveraged (1.5x) to the returns of the Index for that day. These derivatives principally include:
 - **Swap Agreements** — Contracts entered into primarily with major global financial institutions for a specified period ranging from a day to more than one year. In a standard “swap” transaction, two parties agree to exchange the return (or differentials in rates of return) earned or realized on particular predetermined investments or instruments. The gross return to be exchanged or “swapped” between the parties is calculated with respect to a “notional amount,” e.g., the return on or change in value of a particular dollar amount invested in a “basket” of securities or an ETF representing a particular index.

- **Money Market Instruments** — The Fund invests in short-term cash instruments that have a remaining maturity of 397 days or less and exhibit high quality credit profiles, for example:

- **U.S. Treasury Bills** — U.S. government securities that have initial maturities of one year or less, and are supported by the full faith and credit of the U.S. government.
- **Repurchase Agreements** — Contracts in which a seller of securities, usually U.S. government securities or other money market instruments, agrees to buy the securities back at a specified time and price. Repurchase agreements are primarily used by the Fund as a short-term investment vehicle for cash positions.

ProFund Advisors uses a mathematical approach to investing. Using this approach, ProFund Advisors determines the type, quantity and mix of investment positions that it believes, in combination, the Fund should hold to produce daily returns consistent with the daily Fund’s investment objective. The Fund may invest in or gain exposure to only a representative sample of the securities in the Index or to securities not contained in the Index or in financial instruments, with the intent of obtaining exposure with aggregate characteristics similar to those of a multiple of the single day returns of the Index. In managing the assets of the Fund, ProFund Advisors does not invest the assets of the Fund in securities or financial instruments based on ProFund Advisors’ view of the investment merit of a particular security, instrument, or company, nor does it conduct conventional investment research or analysis or forecast market movement or trends. The Fund seeks to remain fully invested at all times in securities and/or financial instruments that, in combination, provide leveraged exposure to the single day returns of the Index, consistent with its investment objective, without regard to market conditions, trends or direction. The Fund seeks investment results for a single day only, measured as the time the Fund calculates its NAV to the next time the Fund calculates its NAV, and not for any other period.

The Fund seeks to engage in daily rebalancing to position its portfolio so that its exposure to the Index is consistent with the Fund’s daily investment objective. The time and manner in which the Fund rebalances its portfolio may vary from day to day at the discretion of ProFund Advisors, depending on market conditions and other circumstances. The Index’s movements during the day will affect whether the Fund’s portfolio needs to be rebalanced. For example, if the Index has risen on a given day, net assets of the Fund should rise (assuming there were no share redemptions). As a result, the Fund’s exposure will need to be increased. Conversely, if the Index has fallen on a given day, net assets of the Fund should fall (assuming there were no shares issued). As a result, the Fund’s exposure will need to be decreased.

Daily rebalancing and the compounding of each day’s return over time means that the return of the Fund for a period

longer than a single day will be the result of each day's returns compounded over the period, which will very likely differ in amount, and possibly even direction, from one and one-half times (1.5x) the return of the Index for the same period. The Fund will lose money if the Index's performance is flat over time, and the Fund can lose money regardless of the performance of the Index, as a result of daily rebalancing, the Index's volatility, compounding of each day's return and other factors. See "Principal Risks" below.

The Fund will concentrate or focus its investments in a particular industry or group of industries to approximately the same extent the Index is so concentrated or focused. As of July 31, 2020, the Index was concentrated in the real estate industry group.

Please see "Investment Objectives, Principal Investment Strategies and Related Risks" in the Fund's Prospectus for additional details.

Principal Risks

You may lose the full principal value of your investment within a single day.

The principal risks described below are intended to provide information about the factors likely to have a significant adverse impact on the Fund's returns and consequently the value of an investment in the Fund. The risks are presented in an order intended to facilitate readability and their order does not imply that the realization of one risk is more likely to occur than another risk or likely to have a greater adverse impact than another risk.

- **Risks Associated with the Use of Derivatives** — Investing in derivatives may be considered aggressive and may expose the Fund to greater risks and may result in larger losses or smaller gains than investing directly in the reference asset(s) underlying those derivatives. These risks include counterparty risk, liquidity risk and increased correlation risk. When the Fund uses derivatives, there may be imperfect correlation between the value of the reference asset(s) underlying the derivative (e.g., the Index) and the derivative, which may prevent the Fund from achieving its investment objective. Because derivatives often require only a limited initial investment, the use of derivatives also may expose the Fund to losses in excess of those amounts initially invested. The Fund may use a combination of swaps on the Index and swaps on an ETF that is designed to track the performance of the Index. The performance of an ETF may not track the performance of the Index due to embedded costs and other factors. Thus, to the extent the Fund invests in swaps that use an ETF as the reference asset, the Fund may be subject to greater correlation risk and may not achieve as high a degree of correlation with the Index as it would if the Fund only used swaps on the Index. Moreover, with respect to the use of swap agreements, if the Index has a dramatic intraday move that causes a material decline in the Fund's net assets, the terms of a swap agreement between the Fund and its counterparty may permit the counterparty to immediately close out the transaction with the Fund. In that event, the Fund may be unable to enter

into another swap agreement or invest in other derivatives to achieve the desired exposure consistent with the Fund's investment objective. This, in turn, may prevent the Fund from achieving its investment objective, even if the Index reverses all or a portion of its intraday move by the end of the day. As a result, the value of an investment in the Fund may change quickly and without warning. Any costs associated with using derivatives will also have the effect of lowering the Fund's return.

- **Leverage Risk** — The Fund obtains investment exposure in excess of its assets in seeking to achieve its investment objective — a form of leverage — and will lose more money in market environments adverse to its daily objective than a similar fund that does not employ such leverage. The use of such leverage increases the risk of a total loss of an investor's investment. For example, because the Fund includes a multiplier of one and one-half times (1.5x) the Index, a single day movement in the Index approaching 67% at any point in the day could result in the total loss of an investor's investment if that movement is contrary to the investment objective of the Fund, even if the Index subsequently moves in an opposite direction, eliminating all or a portion of the earlier movement. This would be the case with any such single day movements in the Index, even if the Index maintains a level greater than zero at all times. In addition, the use of leverage may increase the volatility of the Fund and magnify any differences between the performance of the Fund and the Index.
- **Compounding Risk** — The Fund has a single day investment objective, and the Fund's performance for any other period is the result of its return for each day compounded over the period. The performance of the Fund for periods longer than a single day will very likely differ in amount, and possibly even direction, from one and one-half times (1.5x) the daily return of the Index for the same period, before accounting for fees and expenses. Compounding affects all investments, but has a more significant impact on a leveraged fund. This effect becomes more pronounced as Index volatility and holding periods increase. Fund performance for a period longer than a single day can be estimated given any set of assumptions for the following factors: (a) Index volatility; (b) Index performance; (c) period of time; (d) financing rates associated with leveraged exposure; (e) other Fund expenses; and (f) dividends or interest paid with respect to securities in the Index. The chart below illustrates the impact of two principal factors — Index volatility and Index performance — on Fund performance. The chart shows estimated Fund returns for a number of combinations of Index volatility and Index performance over a one-year period. Actual volatility, Index and Fund performance may differ significantly from the chart below. Performance shown in the chart assumes: (a) no dividends paid with respect to securities included in the Index; (b) no Fund expenses; and (c) borrowing/lending rates (to obtain leveraged exposure) of zero percent. If Fund

expenses and/or actual borrowing/lending rates were reflected, the Fund's performance would be different than shown.

Areas shaded darker represent those scenarios where the Fund can be expected to return less than one and one-half times (1.5x) the performance of the Index.

Estimated Fund Returns						
Index Performance		One Year Volatility Rate				
One Year Index	One and One-Half Times (1.5x) the One Year Index					
		10%	25%	50%	75%	100%
-60%	-90.0%	-74.8%	-75.3%	-77.0%	-79.5%	-82.6%
-50%	-75.0%	-64.8%	-65.5%	-67.8%	-71.4%	-75.7%
-40%	-60.0%	-53.7%	-54.6%	-57.7%	-62.4%	-68.1%
-30%	-45.0%	-41.7%	-42.8%	-46.7%	-52.6%	-59.7%
-20%	-30.0%	-28.7%	-30.1%	-34.8%	-42.1%	-50.8%
-10%	-15.0%	-14.9%	-16.6%	-22.3%	-30.9%	-41.3%
0%	0.0%	-0.4%	-2.3%	-8.9%	-19.0%	-31.3%
10%	15.0%	14.9%	12.7%	5.0%	-6.6%	-20.7%
20%	30.0%	31.0%	28.4%	19.7%	6.5%	-9.7%
30%	45.0%	47.7%	44.8%	35.0%	20.0%	1.9%
40%	60.0%	65.0%	61.8%	50.8%	34.1%	13.8%
50%	75.0%	83.0%	79.5%	67.3%	48.8%	26.3%
60%	90.0%	101.6%	97.9%	84.3%	63.9%	39.1%

The foregoing table is intended to isolate the effect of Index volatility and Index performance on the return of the Fund and is not a representation of actual returns. For example, the Fund may incorrectly be expected to achieve a -30% return on a yearly basis if the Index return were -20%, absent the effects of compounding. As the table shows, with Index volatility of 50%, the Fund could be expected to return -34.8% under such a scenario. The Fund's actual returns may be significantly better or worse than the returns shown above as a result of any of the factors discussed above or in "Principal Risks — Correlation Risk" below.

The Index's annualized historical volatility rate for the five-year period ended July 31, 2020 was 22.48%. The Index's highest May to May volatility rate during the five-year period was 41.32% (July 31, 2020). The Index's annualized total return performance for the five-year period ended July 31, 2020 was 6.15%. Historical Index volatility and performance are not indications of what the Index volatility and performance will be in the future. The volatility of U.S. exchange-traded securities or instruments that reflect the value of the Index may differ from the volatility of the Index.

For additional graphs and charts demonstrating the effects of Index volatility and Index performance on the long-term performance of the Fund, see "Understanding the Risks and Long-Term Performance of Daily Objective Funds — The Impact of Compounding" in the Fund's Prospectus and "Special Note Regarding the Correlation

Risks of Geared Funds" in the Fund's Statement of Additional Information.

- **Correlation Risk** — A number of factors may affect the Fund's ability to achieve a high degree of leveraged correlation with the Index, and there is no guarantee that the Fund will achieve a high degree of leveraged correlation. Failure to achieve a high degree of leveraged correlation may prevent the Fund from achieving its investment objective, and the percentage change of the Fund's NAV each day may differ, perhaps significantly in amount, and possibly even direction, from one and one-half times (1.5x) the percentage change of the Index on such day.

In order to achieve a high degree of leveraged correlation with the Index, the Fund seeks to rebalance its portfolio daily to keep exposure consistent with its investment objective. Being materially under- or overexposed to the Index may prevent the Fund from achieving a high degree of leveraged correlation with the Index and may expose the Fund to greater leverage risk. Market disruptions or closure, regulatory restrictions, market volatility, illiquidity in the markets for the financial instruments in which the Fund invests, and other factors will adversely affect the Fund's ability to adjust exposure to requisite levels. The target amount of portfolio exposure is impacted dynamically by the Index's movements, including intraday movements. Because of this, it is unlikely that the Fund will have perfect leveraged (1.5x) exposure during the day or at the end of each day and the likelihood of being materially under- or overexposed is higher on days when the Index is volatile, particularly when the Index is volatile at or near the close of the trading day.

A number of other factors may also adversely affect the Fund's leveraged correlation with the Index, including fees, expenses, transaction costs, financing costs associated with the use of derivatives, income items, valuation methodology, accounting standards and disruptions or illiquidity in the markets for the securities or financial instruments in which the Fund invests. The Fund may not have investment exposure to all of the securities in the Index, or its weighting of investment exposure to securities may be different from that of the Index. In addition, the Fund may invest in securities not included in the Index. The Fund may take or refrain from taking positions in order to improve tax efficiency, comply with regulatory restrictions, or for other reasons, each of which may negatively affect the Fund's correlation with the Index. The Fund may also be subject to large movements of assets into and out of the Fund, potentially resulting in the Fund being under- or overexposed to the Index and may be impacted by Index reconstitutions and Index rebalancing events. Additionally, the Fund's underlying investments and/or reference assets may trade on markets that may not be open on the same day as the Fund, which may cause a difference between the changes in the daily performance of the Fund and changes in the level of the Index. Any of these factors could decrease correlation between the performance of the Fund

and the Index and may hinder the Fund's ability to meet its daily investment objective on or around that day.

- **Rebalancing Risk** — If for any reason the Fund is unable to rebalance all or a portion of its portfolio, or if all or a portion of the portfolio is rebalanced incorrectly, the Fund's investment exposure may not be consistent with the Fund's investment objective. In these instances, the Fund may have investment exposure to the Index that is significantly greater or less than its stated multiple. As a result, the Fund may be more exposed to leverage risk than if it had been properly rebalanced and may not achieve its investment objective.
- **Counterparty Risk** — Investing in derivatives and repurchase agreements involves entering into contracts with third parties (i.e., counterparties). The use of derivatives involves risks that are different from those associated with ordinary portfolio securities transactions. The Fund will be subject to credit risk (i.e., the risk that a counterparty is or is perceived to be unwilling or unable to make timely payments or otherwise meet its contractual obligations) with respect to the amount it expects to receive from counterparties to derivatives and repurchase agreements entered into by the Fund. If a counterparty becomes bankrupt or fails to perform its obligations, or if any collateral posted by the counterparty for the benefit of the Fund is insufficient or there are delays in the Fund's ability to access such collateral, the value of an investment in the Fund may decline.
- **Real Estate Industry Risk** — Investing in securities of real estate companies includes risks such as: fluctuations in the value of the underlying properties; periodic overbuilding and market saturation; changes in general and local economic conditions; changes in demographic trends, such as population shifts or changing tastes and values; concentration in a particular geographic region or property type; catastrophic events such as earthquakes, hurricanes and terrorist acts; casualty or condemnation losses; decreases in market rates for rents; increased competition; increases in property taxes, interest rates, capital expenditures, or operating expenses; changes in the availability, cost and terms of mortgage funds; defaults by borrowers or tenants; and other economic, political or regulatory occurrences, including the impact of changes in environmental laws, that may affect the real estate industry.
- **Equity and Market Risk** — Equity markets are volatile, and the value of securities, swaps, futures and other instruments correlated with equity markets may fluctuate dramatically from day to day. Equity markets are subject to corporate, political, regulatory, market and economic developments, as well as developments that impact specific economic sectors, industries or segments of the market. Further, stocks in the Index may underperform other equity investments. Volatility in the markets and/or market developments may cause the value of an investment in the Fund to decrease over short or long periods of time.
- **Concentration and Focused Investing** — The Index may concentrate (i.e., composed of securities that represent 25 percent or more of the value of the Index) or focus (i.e., composed of securities that represent a substantial portion of its value, but less than 25 percent) in an industry or group of industries. The Fund will allocate its investments to approximately the same extent as the Index. As a result, the Fund may be subject to greater market fluctuations than a fund that is more broadly invested across industries. Financial, economic, business, regulatory conditions, and other developments affecting issuers in a particular industry or group of industries will have a greater effect on the Fund, and if securities of the particular industry or group of industries as a group fall out of favor, the Fund could underperform, or its net asset value may be more volatile than, funds that have greater industry diversification.
- **Exposure to Large-Cap Company Investment Risk** — Although returns on investments in large-cap companies are often perceived as being less volatile than the returns of companies with smaller market capitalizations, the return on large-cap securities could trail the returns on investments in smaller and mid-sized companies for a number of reasons. For example, large-cap companies may be unable to respond quickly to new competitive challenges, such as changes in technology, and also may not be able to attain the high growth rate of successful smaller companies.
- **Exposure to Small- and Mid-Cap Company Investment Risk** — The risk of equity investing may be particularly acute for securities of issuers with smaller market capitalizations. Small- and mid-cap companies may have limited product lines or resources, may be dependent upon a particular market niche and may have greater fluctuations in price than the stocks of larger companies. Small- and mid-cap companies may lack the financial and personnel resources to handle economic or industry-wide setbacks and, as a result, such setbacks could have a greater effect on small- and mid-cap security prices. Additionally, small- and mid-cap company stocks may trade at greater spreads or lower trading volumes, and may be less liquid than the stocks of larger companies. Further, stocks of small- and mid-sized companies could be more difficult to liquidate during market downturns compared to larger, more widely traded companies.
- **Natural Disaster/Epidemic Risk** — Natural or environmental disasters, such as earthquakes, fires, floods, hurricanes, tsunamis and other severe weather-related phenomena generally, and widespread disease, including pandemics and epidemics (for example, the novel coronavirus COVID-19), have been and can be highly disruptive to economies and markets and have recently led, and may continue to lead, to increased market volatility and significant market losses. Such natural disaster and health crises could exacerbate political, social, and economic risks, and result in significant breakdowns, delays, shutdowns, social isolation,

and other disruptions to important global, local and regional supply chains affected, with potential corresponding results on the operating performance of the Fund and its investments. A climate of uncertainty and panic, including the contagion of infectious viruses or diseases, may adversely affect global, regional, and local economies and reduce the availability of potential investment opportunities, and increases the difficulty of performing due diligence and modeling market conditions, potentially reducing the accuracy of financial projections. Under these circumstances, the Fund may have difficulty achieving its investment objectives which may adversely impact Fund performance. Further, such events can be highly disruptive to economies and markets, significantly disrupt the operations of individual companies (including, but not limited to, the Fund's investment advisor, third party service providers, and counterparties), sectors, industries, markets, securities and commodity exchanges, currencies, interest and inflation rates, credit ratings, investor sentiment, and other factors affecting the value of the Fund's investments. These factors can cause substantial market volatility, exchange trading suspensions and closures, changes in the availability of and the margin requirements for certain instruments, and can impact the ability of the Fund to complete redemptions and otherwise affect Fund performance and Fund trading in the secondary market. A widespread crisis would also affect the global economy in ways that cannot necessarily be foreseen. How long such events will last and whether they will continue or recur cannot be predicted. Impacts from these could have a significant impact on the Fund's performance, resulting in losses to your investment.

- **Risk that Current Assumptions and Expectations Could Become Outdated As a Result of Global Economic Shock** — The onset of the novel coronavirus (COVID-19) has caused significant shocks to global financial markets and economies, with many governments taking extreme actions to slow and contain the spread of COVID-19. These actions have had, and likely will continue to have, a severe economic impact on global economies as economic activity in some instances has essentially ceased. Financial markets across the globe are experiencing severe distress at least equal to what was experienced during the global financial crisis in 2008. In March 2020, U.S. equity markets entered a bear market in the fastest such move in the history of U.S. financial markets. During much of 2020, the unemployment rate in the U.S. has been extremely high by historical standards. It is not possible to predict when unemployment and market conditions will return to more normal levels. The global economic shocks being experienced as of the date hereof may cause the underlying assumptions and expectations of the Fund to become outdated quickly or inaccurate, resulting in significant losses.
- **Non-Diversification Risk** — The Fund is classified as “non-diversified” under the Investment Company Act of 1940, as amended (“1940 Act”). This means it has the ability to invest

a relatively high percentage of its assets in the securities of a small number of issuers or in financial instruments with a single counterparty or a few counterparties. This may increase the Fund's volatility and increase the risk that the Fund's performance will decline based on the performance of a single issuer or the credit of a single counterparty.

- **Index Performance Risk** — The Index maintained by a third party provider unaffiliated with the Fund or ProFund Advisors. There can be no guarantee or assurance that the methodology used by the third party provider to create the Index will result in the Fund achieving positive returns. Further, there can be no guarantee that the methodology underlying the Index or the daily calculation of the Index will be free from error. It is also possible that the value of the Index may be subject to intentional manipulation by third-party market participants. The Index used by the Fund may underperform other asset classes and may underperform other similar indices. Each of these factors could have a negative impact on the performance of the Fund.
- **Active Investor Risk** — The Fund permits short-term trading of its securities. A significant portion of assets invested in the Fund may come from professional money managers and investors who use the Fund as part of active trading or tactical asset allocation strategies. These strategies often call for frequent trading to take advantage of anticipated changes in market conditions, which could increase portfolio turnover and may result in additional costs for the Fund. In addition, large movements of assets into and out of the Fund may have a negative impact on the Fund's ability to achieve its investment objective or maintain a consistent level of operating expenses. In certain circumstances, the Fund's expense ratio may vary from current estimates or the historical ratio disclosed in this Prospectus.
- **Early Close/Late Close/Trading Halt Risk** — An exchange or market may close early, close late or issue trading halts on specific securities or financial instruments. As a result, the ability to trade certain securities or financial instruments may be restricted, which may result in the Fund being unable to trade those and other related financial instruments at all. In these circumstances, the Fund may be unable to rebalance its portfolio, may be unable to accurately price its investments and/or may incur substantial trading losses.
- **Liquidity Risk** — In certain circumstances, such as the disruption of the orderly markets for the financial instruments in which the Fund invests, the Fund might not be able to acquire or dispose of certain holdings quickly or at prices that represent true market value in the judgment of ProFund Advisors. Markets for the financial instruments in which the Fund invests may be disrupted by a number of events, including but not limited to economic crises, political crises, health crises, natural disasters, excessive volatility, new legislation, or regulatory changes inside or outside of the U.S. For example, regulation limiting the ability of certain financial institutions to invest in certain financial instruments

would likely reduce the liquidity of those instruments. These situations may prevent the Fund from limiting losses, realizing gains or achieving a high leveraged correlation with the Index.

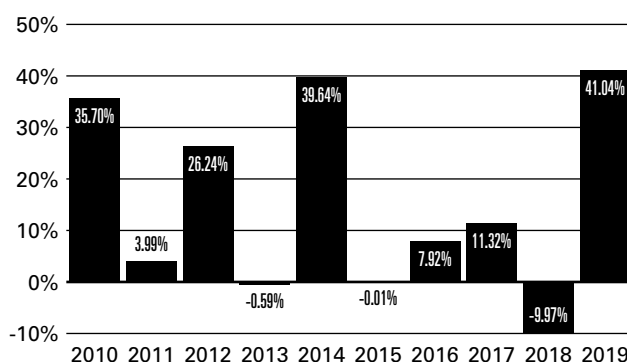
- **Portfolio Turnover Risk** — The Fund may incur high portfolio turnover to manage the Fund's investment exposure. Additionally, active trading of the Fund's shares may cause more frequent purchase and sales activities that could, in certain circumstances, increase the number of portfolio transactions. High levels of portfolio transactions increase brokerage and other transaction costs and may result in increased taxable capital gains. Each of these factors could have a negative impact on the performance of the Fund.
- **Tax Risk** — In order to qualify for the special tax treatment accorded a regulated investment company ("RIC") and its shareholders, the Fund must derive at least 90% of its gross income for each taxable year from "qualifying income," meet certain asset diversification tests at the end of each taxable quarter, and meet annual distribution requirements. The Fund's pursuit of its investment strategies will potentially be limited by the Fund's intention to qualify for such treatment and could adversely affect the Fund's ability to so qualify. The Fund can make certain investments, the treatment of which for these purposes is unclear. If, in any year, the Fund were to fail to qualify for the special tax treatment accorded a RIC and its shareholders, and were ineligible to or were not to cure such failure, the Fund would be taxed in the same manner as an ordinary corporation subject to U.S. federal income tax on all its income at the fund level. The resulting taxes could substantially reduce the Fund's net assets and the amount of income available for distribution. In addition, in order to requalify for taxation as a RIC, the Fund could be required to recognize unrealized gains, pay substantial taxes and interest, and make certain distributions. Please see the Statement of Additional Information for more information.
- **Valuation Risk** — In certain circumstances (e.g., if ProFund Advisors believes market quotations do not accurately reflect the fair value of an investment, or a trading halt closes an exchange or market early), ProFund Advisors may, in its sole discretion, choose to determine a fair value price as the basis for determining the market value of such investment for such day. The fair value of an investment determined by ProFund Advisors may be different from other value determinations of the same investment. Portfolio investments that are valued using techniques other than market quotations, including "fair valued" investments, may be subject to greater fluctuation in their value from one day to the next than would be the case if market quotations were used. In addition, there is no assurance that the Fund could sell a portfolio investment for the value established for it at any time, and it is possible that the Fund would incur a loss because a portfolio investment is sold at a discount to its established value.

Please see "Investment Objectives, Principal Investment Strategies and Related Risks" in the Fund's Prospectus for additional details.

Investment Results

The bar chart below shows how the Fund's investment results for Investor Class shares have varied from year to year, and the table shows how the Fund's average annual total returns for various periods compare with different broad measures of market performance. Performance for Service Class shares would differ to the extent their fees and expenses differ. This information provides some indication of the risks of investing in the Fund. In addition, the Fund's performance information reflects applicable fee waivers and/or expense limitations, if any, in effect during the periods presented. Absent such fee waivers/expense limitations, if any, performance would have been lower. Past results (before and after taxes) are not predictive of future results. Updated information on the Fund's results can be obtained by visiting the Fund's website (www.profund.com).

Annual Returns as of December 31



Best Quarter (ended 3/31/2019): **25.49%**

Worst Quarter (ended 9/30/2011): **-23.74%**

The year-to-date return as of the most recent quarter, which ended September 30, 2020, was -25.09%.

Average Annual Total Returns

As of December 31, 2019

	One Year	Five Years	Ten Years	Inception Date
Investor Class Shares				6/19/2000
– Before Taxes	41.04%	8.81%	14.20%	
– After Taxes on Distributions	39.75%	8.16%	13.80%	
– After Taxes on Distributions and Sale of Shares	24.47%	6.63%	11.80%	
Service Class Shares	39.63%	7.72%	13.08%	6/19/2000
S&P 500^{®1}	31.49%	11.70%	13.56%	
Dow Jones U.S. Real EstateSM Index¹	28.92%	8.35%	11.96%	

1 Reflects no deduction for fees, expenses or taxes. Adjusted to reflect the reinvestment of dividends paid by issuers in the Index.

Average annual total returns are shown on a before- and after-tax basis for Investor Class shares only. After-tax returns for Service Class shares will vary. After-tax returns are calculated using the historical highest individual federal marginal income tax rates

and do not reflect the impact of state and local taxes. Actual after-tax returns depend on an investor's tax situation and may differ from those shown. After-tax returns shown are not relevant to investors who hold the Fund's shares through tax-deferred arrangements, such as a retirement account. After-tax returns may exceed the return before taxes due to a tax benefit from realizing a capital loss on a sale of shares.

Annual returns are required to be shown and should not be interpreted as suggesting that the Fund should or should not be held for longer periods of time.

Management

The Fund is advised by ProFund Advisors. Michael Neches, Senior Portfolio Manager, and Tarak Davé, Portfolio Manager, have jointly and primarily managed the Fund since October 2013 and April 2018, respectively.

Purchase and Sale of Fund Shares

The **minimum initial investment** amounts for all classes, which may be waived at the discretion of the Fund, are:

- \$5,000 for accounts that list a financial professional.
- \$15,000 for self-directed accounts.

You may purchase, redeem or exchange Fund shares on any day which the New York Stock Exchange is open for business.

Depending on where your account is held, you may redeem your shares by contacting your financial professional or the Fund by mail, telephone, wire transfer or on-line (www.profund.com).

Tax Information

The Fund's distributions generally are taxable, and will be taxed as ordinary income, qualified dividend income or capital gains, unless you are investing through a tax-advantaged arrangement, such as a 401(k) plan or an individual retirement account. You may be taxed later upon withdrawal of monies from such tax-advantaged arrangements.

The Fund intends to distribute income, if any, and capital gains, if any, at least annually.

Payments to Broker-Dealers and Other Financial Intermediaries

If you purchase Fund shares through a financial intermediary, such as a broker-dealer or investment adviser, the Fund and its distributor may pay the intermediary for the sale of Fund shares and related services. These payments may create a conflict of interest by influencing the broker-dealer or other financial intermediary to recommend the Fund over another investment. Ask your financial intermediary or visit your financial intermediary's website for more information.

Important Information About the Fund

Rising Rates Opportunity ProFund (the “Fund”) seeks daily investment results, before fees and expenses, that correspond to the one and one-quarter times the inverse (-1.25x) of the movement of the most recently issued 30-Year U.S. Treasury Bond (the “Long Bond”) for a single day, not for any other period. A “single day” is measured from the time the Fund calculates its net asset value (“NAV”) to the time of the Fund’s next NAV calculation. **The return of the Fund for periods longer than a single day will be the result of its return for each day compounded over the period. The Fund’s returns for periods longer than a single day will very likely differ in amount, and possibly even direction, from the Fund’s stated multiple (-1.25x) times the return of the Long Bond for the same period. For periods longer than a single day, the Fund will lose money if the Long Bond’s performance is flat, and it is possible that the Fund will lose money even if the level of the Long Bond falls.** Longer holding periods, higher Long Bond volatility, and greater inverse leveraged exposure each exacerbate the impact of compounding on an investor’s returns. During periods of higher Long Bond volatility, the volatility of the Long Bond may affect the Fund’s return as much as or more than the return of the Long Bond.

The Fund presents different risks than other types of funds. The Fund uses leverage and is riskier than similarly benchmarked funds that do not use leverage. The Fund may not be suitable for all investors and should be used only by knowledgeable investors who understand the consequences of seeking daily inverse leveraged (-1.25x) investment results, including the impact of compounding on Fund performance. Investors in the Fund should actively manage and monitor their investments, as frequently as daily. An investor in the Fund could potentially lose the full principal value of their investment within a single day.

Investment Objective

The Fund seeks daily investment results, before fees and expenses, that correspond to one and one-quarter times the inverse (-1.25x) of the daily performance of the Long Bond. **The Fund does not seek to achieve its stated investment objective over a period of time greater than a single day.**

Fees and Expenses of the Fund

The table below describes the fees and expenses that you may pay if you buy, hold, and sell shares of the Fund. You may pay other fees, such as brokerage commissions and other fees to financial intermediaries, which are not reflected in the tables and examples below.

Shareholder Fees

(fees paid directly from your investment)

Wire Fee \$10

Annual Fund Operating Expenses

(expenses that you pay each year as a percentage of the value of your investment)

	Investor Class	Service Class
Investment Advisory Fees	0.75%	0.75%
Distribution and Service (12b-1) Fees	0.00%	1.00%
Other Expenses	1.14%	1.14%

Total Annual Fund Operating Expenses Before Fee Waivers and Expense Reimbursements

	1.89%	2.89%
Fee Waivers/Reimbursements ¹	-0.11%	-0.11%

Total Annual Fund Operating Expenses After Fee Waivers and Expense Reimbursements

1.78% 2.78%

¹ ProFund Advisors LLC (“ProFund Advisors”) has contractually agreed to waive Investment Advisory and Management Services Fees and to reimburse Other Expenses to the extent Total Annual Fund Operating Expenses Before Fee Waivers and Expense Reimbursements, as a percentage of average daily net assets, exceed 1.78% for Investor Class shares and 2.78% for Service Class shares through November 30, 2021. After such date, the expense limitation may be terminated or revised by ProFund Advisors. Amounts waived or reimbursed in a particular contractual period may be recouped by ProFund Advisors within three years of the end of that contractual period, however, such recoupment will be limited to the lesser of any expense limitation in place at the time of recoupment or the expense limitation in place at the time of waiver or reimbursement.

Example: This example is intended to help you compare the cost of investing in the Fund with the cost of investing in other funds.

The example assumes that you invest \$10,000 in the Fund for the time periods indicated and then redeem all of your shares at the end of each period. The example also assumes that your investment has a 5% return each year and that the Fund’s operating expenses remain the same, except that the fee waiver/expense reimbursement is assumed only to pertain to the first year. Although your actual costs may be higher or lower, based on these assumptions your approximate costs would be:

	1Year	3Years	5Years	10Years
Investor Class	\$181	\$583	\$1,011	\$2,203
Service Class	\$281	\$884	\$1,514	\$3,206

The Fund pays transaction and financing costs associated with the purchase and sale of securities and derivatives. These costs are not reflected in the table or the example above.

Portfolio Turnover

The Fund pays transaction costs, such as commissions, when it buys and sells securities (or “turns over” its portfolio). A higher

portfolio turnover rate may indicate higher transaction costs and may result in higher taxes when the Fund's shares are held in a taxable account. These costs, which are not reflected in the Annual Fund Operating Expenses or in the example above, affect the Fund's performance. During the most recent fiscal year, the Fund's annual portfolio turnover rate was 0% of the average value of its entire portfolio. This portfolio turnover rate is calculated without regard to cash instruments or derivatives transactions. If such transactions were included, the Fund's portfolio turnover rate would be significantly higher.

Principal Investment Strategies

The Fund invests in financial instruments that ProFund Advisors believes, in combination, should produce daily returns consistent with the Fund's investment objective.

The Fund will invest principally in the financial instruments set forth below. The Fund expects that its cash balances maintained in connection with the use of financial instruments will typically be held in money market instruments.

- **Derivatives** — The Fund invests in derivatives, which are financial instruments whose value is derived from the value of an underlying asset or assets, such as stocks, bonds, funds (including exchange-traded funds ("ETFs")), interest rates or indexes. The Fund invests in derivatives as a substitute for directly shorting debt in order to seek returns for a single day that are inverse leveraged (-1.25x) to the returns of the Long Bond for that day. These derivatives principally include:
 - **Swap Agreements** — Contracts entered into primarily with major global financial institutions for a specified period ranging from a day to more than one year. In a standard "swap" transaction, two parties agree to exchange the return (or differentials in rates of return) earned or realized on particular predetermined investments or instruments. The gross return to be exchanged or "swapped" between the parties is calculated with respect to a "notional amount," e.g., the return on or change in value of a particular dollar amount invested in a "basket" of securities or an ETF representing a particular index.
- **Money Market Instruments** — The Fund invests in short-term cash instruments that have a remaining maturity of 397 days or less and exhibit high quality credit profiles, for example:
 - **U.S. Treasury Bills** — U.S. government securities that have initial maturities of one year or less, and are supported by the full faith and credit of the U.S. government.
 - **Repurchase Agreements** — Contracts in which a seller of securities, usually U.S. government securities or other money market instruments, agrees to buy the securities back at a specified time and price. Repurchase agreements are primarily used by the Fund as a short-term investment vehicle for cash positions.

ProFund Advisors uses a mathematical approach to investing. Using this approach, ProFund Advisors determines the type, quantity and mix of investment positions that it believes, in combination, the Fund should hold to produce daily returns consistent with the daily Fund's investment objective.

The Fund may gain inverse exposure to only a representative sample of securities or may invest in securities other than the Long Bond or in financial instruments, with the intent of obtaining exposure with aggregate characteristics similar to those of a multiple of the inverse of the single day returns of the Long Bond. In managing the assets of the Fund, ProFund Advisors does not invest the assets of the Fund in securities or financial instruments based on ProFund Advisors' view of the investment merit of a particular security, instrument, or company, nor does it conduct conventional investment research or analysis or forecast market movement or trends. The Fund seeks to remain fully invested at all times in securities and/or financial instruments that, in combination, provide inverse leveraged exposure to the single day returns of the Long Bond, consistent with its investment objective, without regard to market conditions, trends or direction. The Fund seeks investment results for a single day only, measured as the time the Fund calculates its NAV to the next time the Fund calculates its NAV, and not for any other period.

The Fund seeks to engage in daily rebalancing to position its portfolio so that its exposure to the Long Bond is consistent with the Fund's daily investment objective. The time and manner in which the Fund rebalances its portfolio may vary from day to day at the discretion of ProFund Advisors, depending on market conditions and other circumstances. The Long Bond's movements during the day will affect whether the Fund's portfolio needs to be rebalanced. For example, if the Long Bond has risen on a given day, net assets of the Fund should fall (assuming there were no shares issued). As a result, the Fund's inverse exposure will need to be decreased. Conversely, if the Long Bond has fallen on a given day, net assets of the Fund should rise (assuming there were no share redemptions). As a result, the Fund's inverse exposure will need to be increased.

Daily rebalancing and the compounding of each day's return over time means that the return of the Fund for a period longer than a single day will be the result of each day's returns compounded over the period, which will very likely differ in amount, and possibly even direction, from one and one-quarter times the inverse (-1.25x) of the return of the Long Bond for the same period. The Fund will lose money if the Long Bond's performance is flat over time, and the Fund can lose money regardless of the performance of the Long Bond, as a result of daily rebalancing, the Long Bond's volatility, compounding of each day's return and other factors. See "Principal Risks" below.

Please see "Investment Objectives, Principal Investment Strategies and Related Risks" in the Fund's Prospectus for additional details.

Principal Risks

You may lose the full principal value of your investment within a single day.

The principal risks described below are intended to provide information about the factors likely to have a significant adverse impact on the Fund's returns and consequently the value of an investment in the Fund. The risks are presented in an order intended to facilitate readability and their order does not imply that the realization of one risk is more likely to occur than another risk or likely to have a greater adverse impact than another risk. While the realization of certain of the risks described herein may benefit the Fund because the Fund seeks daily investment results, before fees and expenses, that correspond to one and one-quarter times the inverse (-1.25x) of the daily return of the Long Bond, such occurrences may introduce more volatility to the Fund, which could have a significant negative impact on Fund performance.

- Risks Associated with the Use of Derivatives** — Investing in derivatives may be considered aggressive and may expose the Fund to greater risks and may result in larger losses or smaller gains than investing directly in the reference asset(s) underlying those derivatives. These risks include counterparty risk, liquidity risk and increased correlation risk. When the Fund uses derivatives, there may be imperfect correlation between the value of the reference asset(s) underlying the derivative (e.g., the Long Bond) and the derivative, which may prevent the Fund from achieving its investment objective. Because derivatives often require only a limited initial investment, the use of derivatives also may expose the Fund to losses in excess of those amounts initially invested. The Fund may use a combination of swaps on the Long Bond and swaps on an ETF that is designed to track the performance of the Long Bond. The performance of an ETF may not track the performance of the Long Bond due to embedded costs and other factors. Thus, to the extent the Fund invests in swaps that use an ETF as the reference asset, the Fund may be subject to greater correlation risk and may not achieve as high a degree of correlation with the Long Bond as it would if the Fund only used swaps on the Long Bond. Moreover, with respect to the use of swap agreements, if the Long Bond has a dramatic intraday move that causes a material decline in the Fund's net assets, the terms of a swap agreement between the Fund and its counterparty may permit the counterparty to immediately close out the transaction with the Fund. In that event, the Fund may be unable to enter into another swap agreement or invest in other derivatives to achieve the desired exposure consistent with the Fund's investment objective. This, in turn, may prevent the Fund from achieving its investment objective, even if the Long Bond reverses all or a portion of its intraday move by the end of the day. As a result, the value of an investment in the Fund may change quickly

and without warning. Any costs associated with using derivatives will also have the effect of lowering the Fund's return.

- Leverage Risk** — The Fund obtains investment exposure in excess of its assets in seeking to achieve its investment objective — a form of leverage — and will lose more money in market environments adverse to its daily objective than a similar fund that does not employ such leverage. The use of such leverage increases the risk of a total loss of an investor's investment. For example, because the Fund includes a multiplier of one and one-quarter times the inverse (-1.25x) of the Long Bond, a single day movement in the Long Bond approaching 80% at any point in the day could result in the total loss of an investor's investment if that movement is contrary to the investment objective of the Fund, even if the Long Bond subsequently moves in an opposite direction, eliminating all or a portion of the earlier movement. This would be the case with any such single day movements in the Long Bond, even if the Long Bond maintains a level greater than zero at all times. In addition, the use of leverage may increase the volatility of the Fund and magnify any differences between the performance of the Fund and the Long Bond.
- Compounding Risk** — The Fund has a single day investment objective, and the Fund's performance for any other period is the result of its return for each day compounded over the period. The performance of the Fund for periods longer than a single day will very likely differ in amount, and possibly even direction, from one and one-quarter times the inverse (-1.25x) of the daily return of the Long Bond for the same period, before accounting for fees and expenses. Compounding affects all investments, but has a more significant impact on an inverse fund. This effect becomes more pronounced as Long Bond volatility and holding periods increase. Fund performance for a period longer than a single day can be estimated given any set of assumptions for the following factors: (a) Long Bond volatility; (b) Long Bond performance; (c) period of time; (d) financing rates associated with inverse leveraged exposure; (e) other Fund expenses; and (f) dividends or interest paid with respect to securities in the Long Bond. The chart below illustrates the impact of two principal factors — Long Bond volatility and Long Bond performance — on Fund performance. The chart shows estimated Fund returns for a number of combinations of Long Bond volatility and Long Bond performance over a one-year period. Actual volatility, Long Bond and Fund performance may differ significantly from the chart below. Performance shown in the chart assumes: (a) no Fund expenses; and (b) borrowing/lending rates (to obtain inverse leveraged exposure) of zero percent. If Fund expenses and/or actual borrowing/lending rates were reflected, the Fund's performance would be different than shown.

Areas shaded darker represent those scenarios where the Fund can be expected to return less than one and one-quarter times the inverse (-1.25x) of the performance of the Long Bond.

Estimated Fund Returns						
Long Bond Performance		One Year Volatility Rate				
One Year Long Bond	One and One-Quarter Times the Inverse (-1.25x) of the One Year Long Bond	10%	25%	50%	75%	100%
-60%	75.0%	210.0%	187.9%	121.2%	42.5%	-23.0%
-50%	62.5%	134.5%	117.8%	67.3%	7.8%	-41.7%
-40%	50.0%	86.7%	73.4%	33.2%	-14.1%	-53.6%
-30%	37.5%	54.0%	43.0%	9.9%	-29.2%	-61.7%
-20%	25.0%	30.3%	21.1%	-7.0%	-40.1%	-67.6%
-10%	12.5%	12.5%	4.5%	-19.7%	-48.3%	-72.0%
0%	0.0%	-1.4%	-8.4%	-29.6%	-54.7%	-75.5%
10%	-12.5%	-12.5%	-18.7%	-37.5%	-59.8%	-78.2%
20%	-25.0%	-21.5%	-27.1%	-44.0%	-63.9%	-80.5%
30%	-37.5%	-29.0%	-34.0%	-49.3%	-67.3%	-82.3%
40%	-50.0%	-35.3%	-39.9%	-53.8%	-70.2%	-83.9%
50%	-62.5%	-40.6%	-44.8%	-57.6%	-72.7%	-85.2%
60%	-75.0%	-45.2%	-49.1%	-60.9%	-74.8%	-86.4%

The foregoing table is intended to isolate the effect of Long Bond volatility and Long Bond performance on the return of the Fund and is not a representation of actual returns. For example, the Fund may incorrectly be expected to achieve a -25% return on a yearly basis if the Long Bond return were 20%, absent the effects of compounding. As the table shows, with Long Bond volatility of 50%, the Fund could be expected to return -44% under such a scenario. The Fund's actual returns may be significantly better or worse than the returns shown above as a result of any of the factors discussed above or in "Principal Risks — Correlation Risk" below.

The Long Bond's annualized historical volatility rate for the five-year period ended July 31, 2020 was 16.38%. The Long Bond's highest July to July volatility rate during the five-year period, as measured by the Ryan Labs On-The-Run 30 Year Treasury Index, was 27.35% (July 31, 2020). The Long Bond's annualized total return performance for the five-year period ended July 31, 2020, as measured by the Ryan Labs On-The-Run 30 Year Treasury Index, was 10.39%. Historical Long Bond volatility and performance are not indications of what the Long Bond volatility and performance will be in the future. The volatility of U.S. exchange-traded securities or instruments that reflect the value of the Long Bond may differ from the volatility of the Long Bond.

For additional graphs and charts demonstrating the effects of Long Bond volatility and Long Bond performance on the

long-term performance of the Fund, see "Understanding the Risks and Long-Term Performance of Daily Objective Funds — The Impact of Compounding" in the Fund's Prospectus and "Special Note Regarding the Correlation Risks of Geared Funds" in the Fund's Statement of Additional Information.

- **Correlation Risk** — A number of factors may affect the Fund's ability to achieve a high degree of inverse leveraged correlation with the Long Bond, and there is no guarantee that the Fund will achieve a high degree of inverse leveraged correlation. Failure to achieve a high degree of inverse leveraged correlation may prevent the Fund from achieving its investment objective, and the percentage change of the Fund's NAV each day may differ, perhaps significantly in amount, and possibly even direction, from one and one-quarter times the inverse (-1.25x) of the percentage change of the Long Bond on such day.

In order to achieve a high degree of inverse leveraged correlation with the Long Bond, the Fund seeks to rebalance its portfolio daily to keep exposure consistent with its investment objective. Being materially under- or overexposed to the Long Bond may prevent the Fund from achieving a high degree of inverse leveraged correlation with the Long Bond and may expose the Fund to greater leverage risk. Market disruptions or closure, regulatory restrictions, market volatility, illiquidity in the markets for the financial instruments in which the Fund invests, and other factors will adversely affect the Fund's ability to adjust exposure to requisite levels. The target amount of portfolio exposure is impacted dynamically by the Long Bond's movements, including intraday movements. Because of this, it is unlikely that the Fund will have perfect inverse leveraged (-1.25x) exposure during the day or at the end of each day and the likelihood of being materially under- or overexposed is higher on days when the Long Bond is volatile, particularly when the Long Bond is volatile at or near the close of the trading day.

A number of other factors may also adversely affect the Fund's inverse leveraged correlation with the Long Bond, including fees, expenses, transaction costs, financing costs associated with the use of derivatives, income items, valuation methodology, accounting standards and disruptions or illiquidity in the markets for the financial instruments in which the Fund invests. The Fund may not have complete investment exposure to the Long Bond. In addition, the Fund may invest in financial instruments not included in the Long Bond. The Fund may take or refrain from taking positions in order to improve tax efficiency, comply with regulatory restrictions, or for other reasons, each of which may negatively affect the Fund's correlation with the Long Bond. The Fund may also be subject to large movements of assets into and out of the Fund, potentially resulting in the Fund being under- or overexposed to the Long Bond. Any of these factors could decrease correlation between the performance of the Fund and the Long Bond and may hinder

the Fund's ability to meet its daily investment objective on or around that day.

- **Rebalancing Risk** — If for any reason the Fund is unable to rebalance all or a portion of its portfolio, or if all or a portion of the portfolio is rebalanced incorrectly, the Fund's investment exposure may not be consistent with the Fund's investment objective. In these instances, the Fund may have investment exposure to the Long Bond that is significantly greater or less than its stated multiple. As a result, the Fund may be more exposed to leverage risk than if it had been properly rebalanced and may not achieve its investment objective.
- **Counterparty Risk** — Investing in derivatives and repurchase agreements involves entering into contracts with third parties (i.e., counterparties). The use of derivatives involves risks that are different from those associated with ordinary portfolio securities transactions. The Fund will be subject to credit risk (i.e., the risk that a counterparty is or is perceived to be unwilling or unable to make timely payments or otherwise meet its contractual obligations) with respect to the amount it expects to receive from counterparties to derivatives and repurchase agreements entered into by the Fund. If a counterparty becomes bankrupt or fails to perform its obligations, or if any collateral posted by the counterparty for the benefit of the Fund is insufficient or there are delays in the Fund's ability to access such collateral, the value of an investment in the Fund may decline.
- **Short Sale Exposure Risk** — The Fund may seek inverse or "short" exposure through financial instruments, which would cause the Fund to be exposed to certain risks associated with selling short. These risks include, under certain market conditions, an increase in the volatility and decrease in the liquidity of the instruments underlying the short position, which may lower the Fund's return, result in a loss, have the effect of limiting the Fund's ability to obtain inverse exposure through financial instruments, or require the Fund to seek inverse exposure through alternative investment strategies that may be less desirable or more costly to implement. To the extent that, at any particular point in time, the instruments underlying the short position may be thinly traded or have a limited market, including due to regulatory action, the Fund may be unable to meet its investment objective due to a lack of available securities or counterparties. During such periods, the Fund's ability to issue additional shares may be adversely affected. Obtaining inverse leveraged exposure through these instruments may be considered an aggressive investment technique. Any income, dividends or payments by the assets underlying the Fund's short positions will negatively impact the Fund.
- **Inverse Correlation Risk** — Investors will lose money when the Long Bond rises — a result that is the opposite from traditional funds.
- **U.S. Treasury Market Risk** — The U.S. Treasury market can be volatile, and the value of instruments correlated with these markets may fluctuate dramatically from day to day. U.S. Treasury obligations may provide relatively lower returns than those of other securities. Similar to other debt instruments, U.S. Treasury obligations are subject to debt instrument risk and interest rate risk. In addition, changes to the financial condition or credit rating of the U.S. Government may cause the value of U.S. Treasury obligations to decline.
- **Debt Instrument Risk** — Debt instruments are subject to adverse issuer, political, regulatory, market and economic developments, as well as developments that affect specific economic sectors, industries or segments of the market. Debt markets can be volatile and the value of instruments correlated with these markets may fluctuate dramatically from day to day.
- **Interest Rate Risk** — Interest rate risk is the risk that debt instruments or related financial instruments may fluctuate in value due to changes in interest rates. A wide variety of factors can cause interest rates to fluctuate (e.g., central bank monetary policies, inflation rates, general economic conditions, etc.). Commonly, investments subject to interest rate risk will decrease in value when interest rates rise and increase in value when interest rates decline. A rising interest rate environment may cause the value of debt instruments to decrease and adversely impact the liquidity of debt instruments. Without taking into account other factors, the value of securities with longer maturities typically fluctuates more in response to interest rate changes than securities with shorter maturities. These factors may cause the value of an investment in the Fund to change. As a fund seeking daily investment results, before fees and expenses, that correspond to one and one-quarter times the inverse (-1.25x) the daily return of the Long Bond, the Fund's performance will generally be more favorable when interest rates rise and less favorable when interest rates decline.
- **Natural Disaster/Epidemic Risk** — Natural or environmental disasters, such as earthquakes, fires, floods, hurricanes, tsunamis and other severe weather-related phenomena generally, and widespread disease, including pandemics and epidemics (for example, the novel coronavirus COVID-19), have been and can be highly disruptive to economies and markets and have recently led, and may continue to lead, to increased market volatility and significant market losses. Such natural disaster and health crises could exacerbate political, social, and economic risks, and result in significant breakdowns, delays, shutdowns, social isolation, and other disruptions to important global, local and regional supply chains affected, with potential corresponding results on the operating performance of the Fund and its investments. A climate of uncertainty and panic, including the contagion of infectious viruses or diseases, may adversely

affect global, regional, and local economies and reduce the availability of potential investment opportunities, and increases the difficulty of performing due diligence and modeling market conditions, potentially reducing the accuracy of financial projections. Under these circumstances, the Fund may have difficulty achieving its investment objectives which may adversely impact Fund performance. Further, such events can be highly disruptive to economies and markets, significantly disrupt the operations of individual companies (including, but not limited to, the Fund's investment advisor, third party service providers, and counterparties), sectors, industries, markets, securities and commodity exchanges, currencies, interest and inflation rates, credit ratings, investor sentiment, and other factors affecting the value of the Fund's investments. These factors can cause substantial market volatility, exchange trading suspensions and closures, changes in the availability of and the margin requirements for certain instruments, and can impact the ability of the Fund to complete redemptions and otherwise affect Fund performance and Fund trading in the secondary market. A widespread crisis would also affect the global economy in ways that cannot necessarily be foreseen. How long such events will last and whether they will continue or recur cannot be predicted. Impacts from these could have a significant impact on the Fund's performance, resulting in losses to your investment.

• **Risk that Current Assumptions and Expectations Could Become Outdated As a Result of Global Economic Shock** —

The onset of the novel coronavirus (COVID-19) has caused significant shocks to global financial markets and economies, with many governments taking extreme actions to slow and contain the spread of COVID-19. These actions have had, and likely will continue to have, a severe economic impact on global economies as economic activity in some instances has essentially ceased. Financial markets across the globe are experiencing severe distress at least equal to what was experienced during the global financial crisis in 2008. In March 2020, U.S. equity markets entered a bear market in the fastest such move in the history of U.S. financial markets. During much of 2020, the unemployment rate in the U.S. has been extremely high by historical standards. It is not possible to predict when unemployment and market conditions will return to more normal levels. The global economic shocks being experienced as of the date hereof may cause the underlying assumptions and expectations of the Fund to become outdated quickly or inaccurate, resulting in significant losses.

- **Non-Diversification Risk** — The Fund is classified as “non-diversified” under the Investment Company Act of 1940, as amended (“1940 Act”). This means it has the ability to invest a relatively high percentage of its assets in the securities of a

small number of issuers or in financial instruments with a single counterparty or a few counterparties. This may increase the Fund's volatility and increase the risk that the Fund's performance will decline based on the performance of a single issuer or the credit of a single counterparty.

- **Active Investor Risk** — The Fund permits short-term trading of its securities. A significant portion of assets invested in the Fund may come from professional money managers and investors who use the Fund as part of active trading or tactical asset allocation strategies. These strategies often call for frequent trading to take advantage of anticipated changes in market conditions, which could increase portfolio turnover and may result in additional costs for the Fund. In addition, large movements of assets into and out of the Fund may have a negative impact on the Fund's ability to achieve its investment objective or maintain a consistent level of operating expenses. In certain circumstances, the Fund's expense ratio may vary from current estimates or the historical ratio disclosed in this Prospectus.
- **Early Close/Late Close/Trading Halt Risk** — An exchange or market may close early, close late or issue trading halts on specific securities or financial instruments. As a result, the ability to trade certain securities or financial instruments may be restricted, which may result in the Fund being unable to trade those and other related financial instruments at all. In these circumstances, the Fund may be unable to rebalance its portfolio, may be unable to accurately price its investments and/or may incur substantial trading losses.
- **Liquidity Risk** — In certain circumstances, such as the disruption of the orderly markets for the financial instruments in which the Fund invests, the Fund might not be able to acquire or dispose of certain holdings quickly or at prices that represent true market value in the judgment of ProFund Advisors. Markets for the financial instruments in which the Fund invests may be disrupted by a number of events, including but not limited to economic crises, political crises, health crises, natural disasters, excessive volatility, new legislation, or regulatory changes inside or outside of the U.S. For example, regulation limiting the ability of certain financial institutions to invest in certain financial instruments would likely reduce the liquidity of those instruments. These situations may prevent the Fund from limiting losses, realizing gains or achieving a high inverse leveraged correlation with the Long Bond.
- **Portfolio Turnover Risk** — The Fund may incur high portfolio turnover to manage the Fund's investment exposure. Additionally, active trading of the Fund's shares may cause more frequent purchase and sales activities that could, in certain circumstances, increase the number of portfolio transactions. High levels of portfolio transactions increase

brokerage and other transaction costs and may result in increased taxable capital gains. Each of these factors could have a negative impact on the performance of the Fund.

- **Tax Risk** — In order to qualify for the special tax treatment accorded a regulated investment company (“RIC”) and its shareholders, the Fund must derive at least 90% of its gross income for each taxable year from “qualifying income,” meet certain asset diversification tests at the end of each taxable quarter, and meet annual distribution requirements. The Fund’s pursuit of its investment strategies will potentially be limited by the Fund’s intention to qualify for such treatment and could adversely affect the Fund’s ability to so qualify. The Fund can make certain investments, the treatment of which for these purposes is unclear. If, in any year, the Fund were to fail to qualify for the special tax treatment accorded a RIC and its shareholders, and were ineligible to or were not to cure such failure, the Fund would be taxed in the same manner as an ordinary corporation subject to U.S. federal income tax on all its income at the fund level. The resulting taxes could substantially reduce the Fund’s net assets and the amount of income available for distribution. In addition, in order to requalify for taxation as a RIC, the Fund could be required to recognize unrealized gains, pay substantial taxes and interest, and make certain distributions. Please see the Statement of Additional Information for more information.

- **Valuation Risk** — In certain circumstances (e.g., if ProFund Advisors believes market quotations do not accurately reflect the fair value of an investment, or a trading halt closes an exchange or market early), ProFund Advisors may, in its sole discretion, choose to determine a fair value price as the basis for determining the market value of such investment for such day. The fair value of an investment determined by ProFund Advisors may be different from other value determinations of the same investment. Portfolio investments that are valued using techniques other than market quotations, including “fair valued” investments, may be subject to greater fluctuation in their value from one day to the next than would be the case if market quotations were used. In addition, there is no assurance that the Fund could sell a portfolio investment for the value established for it at any time, and it is possible that the Fund would incur a loss because a portfolio investment is sold at a discount to its established value.

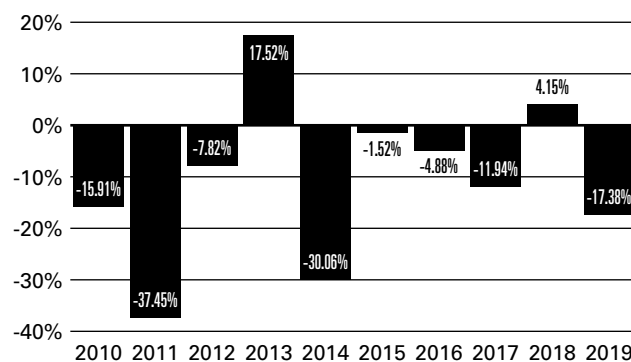
Please see “Investment Objectives, Principal Investment Strategies and Related Risks” in the Fund’s Prospectus for additional details.

Investment Results

The bar chart below shows how the Fund’s investment results for Investor Class shares have varied from year to year, and the table shows how the Fund’s average annual total returns for various periods compare with a broad measure of market performance. Performance for Service Class shares would differ to the extent their fees and expenses differ. This information provides some indication of the risks of investing in the Fund. In addition, the

Fund’s performance information reflects applicable fee waivers and/or expense limitations, if any, in effect during the periods presented. Absent such fee waivers/expense limitations, if any, performance would have been lower. Past results (before and after taxes) are not predictive of future results. Updated information on the Fund’s results can be obtained by visiting the Fund’s website (www.profund.com).

Annual Returns as of December 31



Best Quarter (ended 12/31/2016): **19.06%**

Worst Quarter (ended 9/30/2011): **-31.83%**

The year-to-date return as of the most recent quarter, which ended September 30, 2020, was -29.94%.

Average Annual Total Returns

As of December 31, 2019

	One Year	Five Years	Ten Years	Inception Date
Investor Class Shares				5/1/2002
– Before Taxes	-17.38%	-6.62%	-11.86%	
– After Taxes on Distributions	-17.80%	-6.72%	-11.91%	
– After Taxes on Distributions and Sale of Shares	-10.29%	-4.91%	-7.61%	
Service Class Shares	-18.19%	-7.56%	-12.75%	5/1/2002
Ryan Labs Returns Treasury Yield Curve 30 Year Index¹	16.57%	3.82%	7.24%	

¹ Reflects no deduction for fees, expenses or taxes.

Average annual total returns are shown on a before- and after-tax basis for Investor Class shares only. After-tax returns for Service Class shares will vary. After-tax returns are calculated using the historical highest individual federal marginal income tax rates and do not reflect the impact of state and local taxes. Actual after-tax returns depend on an investor’s tax situation and may differ from those shown. After-tax returns shown are not relevant to investors who hold the Fund’s shares through tax-deferred arrangements, such as a retirement account. After-tax returns may exceed the return before taxes due to a tax benefit from realizing a capital loss on a sale of shares.

Annual returns are required to be shown and should not be interpreted as suggesting that the Fund should or should not be held for longer periods of time.

Management

The Fund is advised by ProFund Advisors. Alexander Ilyasov, Senior Portfolio Manager, and Michelle Liu, Portfolio Manager, have jointly and primarily managed the Fund since April 2019 and December 2009, respectively.

Purchase and Sale of Fund Shares

The **minimum initial investment** amounts for all classes, which may be waived at the discretion of the Fund, are:

- \$5,000 for accounts that list a financial professional.
- \$15,000 for self-directed accounts.

You may purchase, redeem or exchange Fund shares on any day which the New York Stock Exchange is open for business. Depending on where your account is held, you may redeem your shares by contacting your financial professional or the Fund by mail, telephone, wire transfer or on-line (www.profund.com).

Tax Information

The Fund's distributions generally are taxable, and will be taxed as ordinary income, qualified dividend income or capital gains,

unless you are investing through a tax-advantaged arrangement, such as a 401(k) plan or an individual retirement account. You may be taxed later upon withdrawal of monies from such tax-advantaged arrangements.

The Fund intends to distribute income, if any, and capital gains, if any, at least annually.

Payments to Broker-Dealers and Other Financial Intermediaries

If you purchase Fund shares through a financial intermediary, such as a broker-dealer or investment adviser, the Fund and its distributor may pay the intermediary for the sale of Fund shares and related services. These payments may create a conflict of interest by influencing the broker-dealer or other financial intermediary to recommend the Fund over another investment. Ask your financial intermediary or visit your financial intermediary's website for more information.

Important Information About the Fund

Rising Rates Opportunity 10 ProFund (the “Fund”) seeks daily investment results, before fees and expenses, that correspond to the inverse (-1x) of the movement of the most recently issued 10-Year U.S. Treasury Note (the “Note”) **for a single day**, not for any other period. A “single day” is measured from the time the Fund calculates its net asset value (“NAV”) to the time of the Fund’s next NAV calculation. **The return of the Fund for periods longer than a single day will be the result of its return for each day compounded over the period.** The Fund’s returns for periods longer than a single day will very likely differ in amount, and possibly even direction, from the Fund’s stated multiple (-1x) times the return of the Note for the same period. For periods longer than a single day, the Fund will lose money if the Note’s performance is flat, and it is possible that the Fund will lose money even if the level of the Note falls. Longer holding periods, higher Note volatility, and greater inverse exposure each exacerbate the impact of compounding on an investor’s returns. During periods of higher Note volatility, the volatility of the Note may affect the Fund’s return as much as or more than the return of the Note.

The Fund presents different risks than other types of funds. The Fund may not be suitable for all investors and should be used only by knowledgeable investors who understand the consequences of seeking daily inverse (-1x) investment results, including the impact of compounding on Fund performance. Investors in the Fund should actively manage and monitor their investments, as frequently as daily. An investor in the Fund could potentially lose the full principal value of their investment within a single day.

Investment Objective

The Fund seeks daily investment results, before fees and expenses, that correspond to the inverse (-1x) of the daily performance of the Note. **The Fund does not seek to achieve its stated investment objective over a period of time greater than a single day.**

Fees and Expenses of the Fund

The table below describes the fees and expenses that you may pay if you buy, hold, and sell shares of the Fund. You may pay other fees, such as brokerage commissions and other fees to financial intermediaries, which are not reflected in the tables and examples below.

Shareholder Fees

(fees paid directly from your investment)

Wire Fee \$10

Annual Fund Operating Expenses

(expenses that you pay each year as a percentage of the value of your investment)

	Investor Class	Service Class
Investment Advisory Fees	0.75%	0.75%
Distribution and Service (12b-1) Fees	0.00%	1.00%
Other Expenses	1.91%	1.91%

Total Annual Fund Operating Expenses Before Fee Waivers and Expense Reimbursements

Reimbursements	2.66%	3.66%
Fee Waivers/Reimbursements ¹	-0.88%	-0.88%

Total Annual Fund Operating Expenses After Fee Waivers and Expense Reimbursements

1.78%	2.78%
--------------	--------------

¹ ProFund Advisors LLC (“ProFund Advisors”) has contractually agreed to waive Investment Advisory and Management Services Fees and to reimburse Other Expenses to the extent Total Annual Fund Operating Expenses Before Fee Waivers and Expense Reimbursements, as a percentage of average daily net assets, exceed 1.78% for Investor Class shares and 2.78% for Service Class shares through November 30, 2021. After such date, the expense limitation may be terminated or revised by ProFund Advisors. Amounts waived or reimbursed in a particular contractual period may be recouped by ProFund Advisors within three years of the end of that contractual period, however, such recoupment will be limited to the lesser of any expense limitation in place at the time of recoupment or the expense limitation in place at the time of waiver or reimbursement.

Example: This example is intended to help you compare the cost of investing in the Fund with the cost of investing in other funds.

The example assumes that you invest \$10,000 in the Fund for the time periods indicated and then redeem all of your shares at the end of each period. The example also assumes that your investment has a 5% return each year and that the Fund’s operating expenses remain the same, except that the fee waiver/expense reimbursement is assumed only to pertain to the first year. Although your actual costs may be higher or lower, based on these assumptions your approximate costs would be:

	1 Year	3 Years	5 Years	10 Years
Investor Class	\$181	\$743	\$1,332	\$2,928
Service Class	\$281	\$1,039	\$1,818	\$3,858

The Fund pays transaction and financing costs associated with the purchase and sale of securities and derivatives. These costs are not reflected in the table or the example above.

Portfolio Turnover

The Fund pays transaction costs, such as commissions, when it buys and sells securities (or “turns over” its portfolio). A higher portfolio turnover rate may indicate higher transaction costs and may result in higher taxes when the Fund’s shares are held in a taxable account. These costs, which are not reflected in the Annual Fund Operating Expenses or in the example above, affect the Fund’s performance. During the most recent fiscal year, the Fund’s annual portfolio turnover rate was 0% of the average value of its entire portfolio. This portfolio turnover rate is calculated without regard to cash instruments or derivatives transactions. If such transactions were included, the Fund’s portfolio turnover rate would be significantly higher.

Principal Investment Strategies

The Fund invests in financial instruments that ProFund Advisors believes, in combination, should produce daily returns consistent with the Fund’s investment objective.

The Fund will invest principally in the financial instruments set forth below. The Fund expects that its cash balances maintained in connection with the use of financial instruments will typically be held in money market instruments.

- **Derivatives** — The Fund invests in derivatives, which are financial instruments whose value is derived from the value of an underlying asset or assets, such as stocks, bonds, funds (including exchange-traded funds (“ETFs”)), interest rates or indexes. The Fund invests in derivatives as a substitute for directly shorting debt in order to seek returns for a single day that are inverse (-1x) to the returns of the Note for that day. These derivatives principally include:
 - **Swap Agreements** — Contracts entered into primarily with major global financial institutions for a specified period ranging from a day to more than one year. In a standard “swap” transaction, two parties agree to exchange the return (or differentials in rates of return) earned or realized on particular predetermined investments or instruments. The gross return to be exchanged or “swapped” between the parties is calculated with respect to a “notional amount,” e.g., the return on or change in value of a particular dollar amount invested in a “basket” of securities or an ETF representing a particular index.
 - **Futures Contracts** — Standardized contracts traded on, or subject to the rules of, an exchange that call for the future delivery of a specified quantity and type of asset at a specified time and place or, alternatively, may call for cash settlement.
- **Money Market Instruments** — The Fund invests in short-term cash instruments that have a remaining maturity of 397 days or less and exhibit high quality credit profiles, for example:
 - **U.S. Treasury Bills** — U.S. government securities that have initial maturities of one year or less, and are

supported by the full faith and credit of the U.S. government.

- **Repurchase Agreements** — Contracts in which a seller of securities, usually U.S. government securities or other money market instruments, agrees to buy the securities back at a specified time and price. Repurchase agreements are primarily used by the Fund as a short-term investment vehicle for cash positions.

ProFund Advisors uses a mathematical approach to investing. Using this approach, ProFund Advisors determines the type, quantity and mix of investment positions that it believes, in combination, the Fund should hold to produce daily returns consistent with the daily Fund’s investment objective.

The Fund may gain inverse exposure to only a representative sample of securities or may invest in securities other than the Long Bond or in financial instruments, with the intent of obtaining exposure with aggregate characteristics similar to those of a multiple of the inverse of the single day returns of the Long Bond. In managing the assets of the Fund, ProFund Advisors does not invest the assets of the Fund in securities or financial instruments based on ProFund Advisors’ view of the investment merit of a particular security, instrument, or company, nor does it conduct conventional investment research or analysis or forecast market movement or trends. The Fund seeks to remain fully invested at all times in securities and/or financial instruments that, in combination, provide inverse exposure to the single day returns of the Note, consistent with its investment objective, without regard to market conditions, trends or direction. The Fund seeks investment results for a single day only, measured as the time the Fund calculates its NAV to the next time the Fund calculates its NAV, and not for any other period.

The Fund seeks to engage in daily rebalancing to position its portfolio so that its exposure to the Note is consistent with the Fund’s daily investment objective. The time and manner in which the Fund rebalances its portfolio may vary from day to day at the discretion of ProFund Advisors, depending on market conditions and other circumstances. The Note’s movements during the day will affect whether the Fund’s portfolio needs to be rebalanced. For example, if the Note has risen on a given day, net assets of the Fund should fall (assuming there were no shares issued). As a result, the Fund’s inverse exposure will need to be decreased. Conversely, if the Note has fallen on a given day, net assets of the Fund should rise (assuming there were no share redemptions). As a result, the Fund’s inverse exposure will need to be increased.

Daily rebalancing and the compounding of each day’s return over time means that the return of the Fund for a period longer than a single day will be the result of each day’s returns compounded over the period, which will very likely differ in amount, and possibly even direction, from the inverse (-1x) of the return of the Note for the same period. The Fund will lose money if the Note’s performance is flat

over time, and the Fund can lose money regardless of the performance of the Note, as a result of daily rebalancing, the Note's volatility, compounding of each day's return and other factors. See "Principal Risks" below.

Please see "Investment Objectives, Principal Investment Strategies and Related Risks" in the Fund's Prospectus for additional details.

Principal Risks

You may lose the full principal value of your investment within a single day.

The principal risks described below are intended to provide information about the factors likely to have a significant adverse impact on the Fund's returns and consequently the value of an investment in the Fund. The risks are presented in an order intended to facilitate readability and their order does not imply that the realization of one risk is more likely to occur than another risk or likely to have a greater adverse impact than another risk. While the realization of certain of the risks described herein may benefit the Fund because the Fund seeks daily investment results, before fees and expenses, that correspond to the inverse (-1x) of the daily return of the Note, such occurrences may introduce more volatility to the Fund, which could have a significant negative impact on Fund performance.

- **Risks Associated with the Use of Derivatives** — Investing in derivatives may be considered aggressive and may expose the Fund to greater risks and may result in larger losses or smaller gains than investing directly in the reference asset(s) underlying those derivatives. These risks include counterparty risk, liquidity risk and increased correlation risk. When the Fund uses derivatives, there may be imperfect correlation between the value of the reference asset(s) underlying the derivative (e.g., the Note) and the derivative, which may prevent the Fund from achieving its investment objective. Because derivatives often require only a limited initial investment, the use of derivatives also may expose the Fund to losses in excess of those amounts initially invested. The Fund may use a combination of swaps on the Note and swaps on an ETF that is designed to track the performance of the Note. The performance of an ETF may not track the performance of the Note due to embedded costs and other factors. Thus, to the extent the Fund invests in swaps that use an ETF as the reference asset, the Fund may be subject to greater correlation risk and may not achieve as high a degree of correlation with

the Note as it would if the Fund only used swaps on the Note. Moreover, with respect to the use of swap agreements, if the Note has a dramatic intraday move that causes a material decline in the Fund's net assets, the terms of a swap agreement between the Fund and its counterparty may permit the counterparty to immediately close out the transaction with the Fund. In that event, the Fund may be unable to enter into another swap agreement or invest in other derivatives to achieve the desired exposure consistent with the Fund's investment objective. This, in turn, may prevent the Fund from achieving its investment objective, even if the Note reverses all or a portion of its intraday move by the end of the day. As a result, the value of an investment in the Fund may change quickly and without warning. Any costs associated with using derivatives will also have the effect of lowering the Fund's return.

- **Leverage Risk** — Leverage increases the risk of a total loss of an investor's investment, may increase the volatility of the Fund, and may magnify any differences between the performance of the Fund and the Note.
- **Compounding Risk** — The Fund has a single day investment objective, and the Fund's performance for any other period is the result of its return for each day compounded over the period. The performance of the Fund for periods longer than a single day will very likely differ in amount, and possibly even direction, from the inverse (-1x) of the daily return of the Note for the same period, before accounting for fees and expenses. Compounding affects all investments, but has a more significant impact on an inverse fund. This effect becomes more pronounced as Note volatility and holding periods increase. Fund performance for a period longer than a single day can be estimated given any set of assumptions for the following factors: (a) Note volatility; (b) Note performance; (c) period of time; (d) financing rates associated with inverse exposure; (e) other Fund expenses; and (f) dividends or interest paid with respect to securities in the Note. The chart below illustrates the impact of two principal factors — Note volatility and Note performance — on Fund performance. The chart shows estimated Fund returns for a number of combinations of Note volatility and Note performance over a one-year period. Actual volatility, Note and Fund performance may differ significantly from the chart below. Performance shown in the chart assumes: (a) no Fund expenses; and (b) borrowing/lending rates (to obtain

inverse exposure) of zero percent. If Fund expenses and/or actual borrowing/lending rates were reflected, the Fund's performance would be different than shown.

Areas shaded darker represent those scenarios where the Fund can be expected to return less than the inverse (-1x) of the performance of the Note.

Estimated Fund Returns

Index Performance		One Year Volatility Rate				
One Year Index	Inverse (-1x) of the One Year Index	10%	25%	50%	75%	100%
-60%	60%	147.5%	134.9%	94.7%	42.4%	-8.0%
-50%	50%	98.0%	87.9%	55.8%	14.0%	-26.4%
-40%	40%	65.0%	56.6%	29.8%	-5.0%	-38.7%
-30%	30%	41.4%	34.2%	11.3%	-18.6%	-47.4%
-20%	20%	23.8%	17.4%	-2.6%	-28.8%	-54.0%
-10%	10%	10.0%	4.4%	-13.5%	-36.7%	-59.1%
0%	0%	-1.0%	-6.1%	-22.1%	-43.0%	-63.2%
10%	-10%	-10.0%	-14.6%	-29.2%	-48.2%	-66.6%
20%	-20%	-17.5%	-21.7%	-35.1%	-52.5%	-69.3%
30%	-30%	-23.8%	-27.7%	-40.1%	-56.2%	-71.7%
40%	-40%	-29.3%	-32.9%	-44.4%	-59.3%	-73.7%
50%	-50%	-34.0%	-37.4%	-48.1%	-62.0%	-75.5%
60%	-60%	-38.1%	-41.3%	-51.3%	-64.4%	-77.0%

The foregoing table is intended to isolate the effect of Note volatility and Note performance on the return of the Fund and is not a representation of actual returns. For example, the Fund may incorrectly be expected to achieve a -20% return on a yearly basis if the Note return were 20%, absent the effects of compounding. As the table shows, with Note volatility of 50%, the Fund could be expected to return -35.1% under such a scenario. The Fund's actual returns may be significantly better or worse than the returns shown above as a result of any of the factors discussed above or in "Principal Risks — Correlation Risk" below.

The Note's annualized historical volatility rate for the five-year period ended July 31, 2020 was 6.61%. The Note's highest July to July volatility rate during the five-year period was 9.88% (July 31, 2020). The Note's annualized total return performance for the five-year period ended July 31, 2020 was 4.85%. Historical Note volatility and performance are not indications of what the Note volatility and performance will be in the future. The volatility of U.S. exchange-traded securities or instruments that reflect the value of the Note may differ from the volatility of the Note.

For additional graphs and charts demonstrating the effects of Note volatility and Note performance on the long-term performance of the Fund, see "Understanding the Risks and Long-Term Performance of Daily Objective Funds — The Impact of Compounding" in the Fund's Prospectus and "Special Note Regarding the Correlation Risks of

Geared Funds" in the Fund's Statement of Additional Information.

- **Correlation Risk** — A number of factors may affect the Fund's ability to achieve a high degree of inverse correlation with the Note, and there is no guarantee that the Fund will achieve a high degree of inverse correlation. Failure to achieve a high degree of inverse correlation may prevent the Fund from achieving its investment objective, and the percentage change of the Fund's NAV each day may differ, perhaps significantly in amount, and possibly even direction, from the inverse (-1x) of the percentage change of the Note on such day.

In order to achieve a high degree of inverse correlation with the Note, the Fund seeks to rebalance its portfolio daily to keep exposure consistent with its investment objective. Being materially under- or overexposed to the Note may prevent the Fund from achieving a high degree of inverse correlation with the Note and may expose the Fund to greater leverage risk. Market disruptions or closure, regulatory restrictions, market volatility, illiquidity in the markets for the financial instruments in which the Fund invests, and other factors will adversely affect the Fund's ability to adjust exposure to requisite levels. The target amount of portfolio exposure is impacted dynamically by the Note's movements, including intraday movements. Because of this, it is unlikely that the Fund will have perfect inverse (-1x) exposure during the day or at the end of each day and the likelihood of being materially under- or overexposed is higher on days when the Note is volatile, particularly when the Note is volatile at or near the close of the trading day.

A number of other factors may also adversely affect the Fund's inverse correlation with the Note, including fees, expenses, transaction costs, financing costs associated with the use of derivatives, income items, valuation methodology, accounting standards and disruptions or illiquidity in the markets for the financial instruments in which the Fund invests. The Fund may not have complete investment exposure to the Note. In addition, the Fund may invest in financial instruments not included in the Note. The Fund may take or refrain from taking positions in order to improve tax efficiency, comply with regulatory restrictions, or for other reasons, each of which may negatively affect the Fund's correlation with the Note. The Fund may also be subject to large movements of assets into and out of the Fund, potentially resulting in the Fund being under- or overexposed to the Note. Any of these factors could decrease correlation between the performance of the Fund and the Note and may hinder the Fund's ability to meet its daily investment objective on or around that day.

- **Rebalancing Risk** — If for any reason the Fund is unable to rebalance all or a portion of its portfolio, or if all or a portion of the portfolio is rebalanced incorrectly, the Fund's investment exposure may not be consistent with the Fund's investment objective. In these instances, the Fund may have

investment exposure to the Note that is significantly greater or less than its stated multiple. As a result, the Fund may be more exposed to leverage risk than if it had been properly rebalanced and may not achieve its investment objective.

- **Counterparty Risk** — Investing in derivatives and repurchase agreements involves entering into contracts with third parties (i.e., counterparties). The use of derivatives involves risks that are different from those associated with ordinary portfolio securities transactions. The Fund will be subject to credit risk (i.e., the risk that a counterparty is or is perceived to be unwilling or unable to make timely payments or otherwise meet its contractual obligations) with respect to the amount it expects to receive from counterparties to derivatives and repurchase agreements entered into by the Fund. If a counterparty becomes bankrupt or fails to perform its obligations, or if any collateral posted by the counterparty for the benefit of the Fund is insufficient or there are delays in the Fund's ability to access such collateral, the value of an investment in the Fund may decline.

The counterparty to a listed futures contracts is the clearing organization for the listed future, which is held through a futures commission merchant ("FCM") acting on behalf of the Fund. Consequently, the counterparty risk on a listed futures contract is the creditworthiness of the FCM and the exchange's clearing corporation.

- **Short Sale Exposure Risk** — The Fund may seek inverse or "short" exposure through financial instruments, which would cause the Fund to be exposed to certain risks associated with selling short. These risks include, under certain market conditions, an increase in the volatility and decrease in the liquidity of the instruments underlying the short position, which may lower the Fund's return, result in a loss, have the effect of limiting the Fund's ability to obtain inverse exposure through financial instruments, or require the Fund to seek inverse exposure through alternative investment strategies that may be less desirable or more costly to implement. To the extent that, at any particular point in time, the instruments underlying the short position may be thinly traded or have a limited market, including due to regulatory action, the Fund may be unable to meet its investment objective due to a lack of available securities or counterparties. During such periods, the Fund's ability to issue additional shares may be adversely affected. Obtaining inverse exposure through these instruments may be considered an aggressive investment technique. Any income, dividends or payments by the assets underlying the Fund's short positions will negatively impact the Fund.
- **Inverse Correlation Risk** — Investors will lose money when the Note rises — a result that is the opposite from traditional funds.
- **U.S. Treasury Market Risk** — The U.S. Treasury market can be volatile, and the value of instruments correlated with these markets may fluctuate dramatically from day to day.

U.S. Treasury obligations may provide relatively lower returns than those of other securities. Similar to other debt instruments, U.S. Treasury obligations are subject to debt instrument risk and interest rate risk. In addition, changes to the financial condition or credit rating of the U.S. Government may cause the value of U.S. Treasury obligations to decline.

- **Debt Instrument Risk** — Debt instruments are subject to adverse issuer, political, regulatory, market and economic developments, as well as developments that affect specific economic sectors, industries or segments of the market. Debt markets can be volatile and the value of instruments correlated with these markets may fluctuate dramatically from day to day.
- **Interest Rate Risk** — Interest rate risk is the risk that debt instruments or related financial instruments may fluctuate in value due to changes in interest rates. A wide variety of factors can cause interest rates to fluctuate (e.g., central bank monetary policies, inflation rates, general economic conditions, etc.). Commonly, investments subject to interest rate risk will decrease in value when interest rates rise and increase in value when interest rates decline. A rising interest rate environment may cause the value of debt instruments to decrease and adversely impact the liquidity of debt instruments. Without taking into account other factors, the value of securities with longer maturities typically fluctuates more in response to interest rate changes than securities with shorter maturities. These factors may cause the value of an investment in the Fund to change. As a fund seeking daily investment results, before fees and expenses, that correspond to the inverse (-1x) the daily return of the Note, the Fund's performance will generally be more favorable when interest rates rise and less favorable when interest rates decline.
- **Natural Disaster/Epidemic Risk** — Natural or environmental disasters, such as earthquakes, fires, floods, hurricanes, tsunamis and other severe weather-related phenomena generally, and widespread disease, including pandemics and epidemics (for example, the novel coronavirus COVID-19), have been and can be highly disruptive to economies and markets and have recently led, and may continue to lead, to increased market volatility and significant market losses. Such natural disaster and health crises could exacerbate political, social, and economic risks, and result in significant breakdowns, delays, shutdowns, social isolation, and other disruptions to important global, local and regional supply chains affected, with potential corresponding results on the operating performance of the Fund and its investments. A climate of uncertainty and panic, including the contagion of infectious viruses or diseases, may adversely affect global, regional, and local economies and reduce the availability of potential investment opportunities, and increases the difficulty of performing due diligence and modeling market conditions, potentially reducing the accuracy of financial projections. Under these circumstances,

the Fund may have difficulty achieving its investment objectives which may adversely impact Fund performance. Further, such events can be highly disruptive to economies and markets, significantly disrupt the operations of individual companies (including, but not limited to, the Fund's investment advisor, third party service providers, and counterparties), sectors, industries, markets, securities and commodity exchanges, currencies, interest and inflation rates, credit ratings, investor sentiment, and other factors affecting the value of the Fund's investments. These factors can cause substantial market volatility, exchange trading suspensions and closures, changes in the availability of and the margin requirements for certain instruments, and can impact the ability of the Fund to complete redemptions and otherwise affect Fund performance and Fund trading in the secondary market. A widespread crisis would also affect the global economy in ways that cannot necessarily be foreseen. How long such events will last and whether they will continue or recur cannot be predicted. Impacts from these could have a significant impact on the Fund's performance, resulting in losses to your investment.

• **Risk that Current Assumptions and Expectations Could Become Outdated As a Result of Global Economic Shock** —

The onset of the novel coronavirus (COVID-19) has caused significant shocks to global financial markets and economies, with many governments taking extreme actions to slow and contain the spread of COVID-19. These actions have had, and likely will continue to have, a severe economic impact on global economies as economic activity in some instances has essentially ceased. Financial markets across the globe are experiencing severe distress at least equal to what was experienced during the global financial crisis in 2008. In March 2020, U.S. equity markets entered a bear market in the fastest such move in the history of U.S. financial markets. During much of 2020, the unemployment rate in the U.S. has been extremely high by historical standards. It is not possible to predict when unemployment and market conditions will return to more normal levels. The global economic shocks being experienced as of the date hereof may cause the underlying assumptions and expectations of the Fund to become outdated quickly or inaccurate, resulting in significant losses.

• **Non-Diversification Risk** — The Fund is classified as “non-diversified” under the Investment Company Act of 1940, as amended (“1940 Act”). This means it has the ability to invest a relatively high percentage of its assets in the securities of a small number of issuers or in financial instruments with a single counterparty or a few counterparties. This may increase the Fund's volatility and increase the risk that the Fund's performance will decline based on the performance of a single issuer or the credit of a single counterparty.

• **Active Investor Risk** — The Fund permits short-term trading of its securities. A significant portion of assets invested in the Fund may come from professional money managers and

investors who use the Fund as part of active trading or tactical asset allocation strategies. These strategies often call for frequent trading to take advantage of anticipated changes in market conditions, which could increase portfolio turnover and may result in additional costs for the Fund. In addition, large movements of assets into and out of the Fund may have a negative impact on the Fund's ability to achieve its investment objective or maintain a consistent level of operating expenses. In certain circumstances, the Fund's expense ratio may vary from current estimates or the historical ratio disclosed in this Prospectus.

• **Early Close/Late Close/Trading Halt Risk** — An exchange or market may close early, close late or issue trading halts on specific securities or financial instruments. As a result, the ability to trade certain securities or financial instruments may be restricted, which may result in the Fund being unable to trade those and other related financial instruments at all. In these circumstances, the Fund may be unable to rebalance its portfolio, may be unable to accurately price its investments and/or may incur substantial trading losses.

• **Liquidity Risk** — In certain circumstances, such as the disruption of the orderly markets for the financial instruments in which the Fund invests, the Fund might not be able to acquire or dispose of certain holdings quickly or at prices that represent true market value in the judgment of ProFund Advisors. Markets for the financial instruments in which the Fund invests may be disrupted by a number of events, including but not limited to economic crises, political crises, health crises, natural disasters, excessive volatility, new legislation, or regulatory changes inside or outside of the U.S. For example, regulation limiting the ability of certain financial institutions to invest in certain financial instruments would likely reduce the liquidity of those instruments. These situations may prevent the Fund from limiting losses, realizing gains or achieving a high inverse correlation with the Note.

• **Portfolio Turnover Risk** — The Fund may incur high portfolio turnover to manage the Fund's investment exposure. Additionally, active trading of the Fund's shares may cause more frequent purchase and sales activities that could, in certain circumstances, increase the number of portfolio transactions. High levels of portfolio transactions increase brokerage and other transaction costs and may result in increased taxable capital gains. Each of these factors could have a negative impact on the performance of the Fund.

• **Tax Risk** — In order to qualify for the special tax treatment accorded a regulated investment company (“RIC”) and its shareholders, the Fund must derive at least 90% of its gross income for each taxable year from “qualifying income,” meet certain asset diversification tests at the end of each taxable quarter, and meet annual distribution requirements. The Fund's pursuit of its investment strategies will potentially be limited by the Fund's intention to qualify for such treatment and could adversely affect the Fund's ability to so qualify. The

Fund can make certain investments, the treatment of which for these purposes is unclear. If, in any year, the Fund were to fail to qualify for the special tax treatment accorded a RIC and its shareholders, and were ineligible to or were not to cure such failure, the Fund would be taxed in the same manner as an ordinary corporation subject to U.S. federal income tax on all its income at the fund level. The resulting taxes could substantially reduce the Fund's net assets and the amount of income available for distribution. In addition, in order to requalify for taxation as a RIC, the Fund could be required to recognize unrealized gains, pay substantial taxes and interest, and make certain distributions. Please see the Statement of Additional Information for more information.

- **Valuation Risk** — In certain circumstances (e.g., if ProFund Advisors believes market quotations do not accurately reflect the fair value of an investment, or a trading halt closes an exchange or market early), ProFund Advisors may, in its sole discretion, choose to determine a fair value price as the basis for determining the market value of such investment for such day. The fair value of an investment determined by ProFund Advisors may be different from other value determinations of the same investment. Portfolio investments that are valued using techniques other than market quotations, including "fair valued" investments, may be subject to greater fluctuation in their value from one day to the next than would be the case if market quotations were used. In addition, there is no assurance that the Fund could sell a portfolio investment for the value established for it at any time, and it is possible that the Fund would incur a loss because a portfolio investment is sold at a discount to its established value.

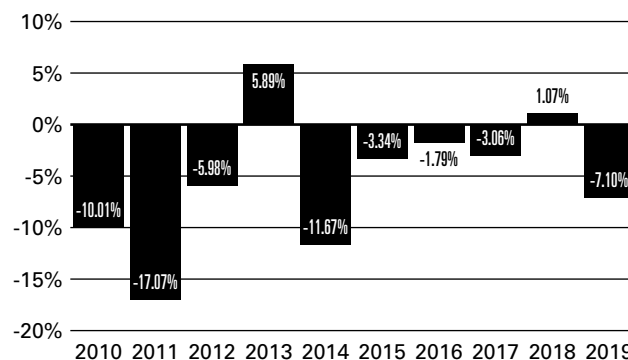
Please see "Investment Objectives, Principal Investment Strategies and Related Risks" in the Fund's Prospectus for additional details.

Investment Results

The bar chart below shows how the Fund's investment results for Investor Class shares have varied from year to year, and the table shows how the Fund's average annual total returns for various periods compare with a broad measure of market performance. Performance for Service Class shares would differ to the extent their fees and expenses differ. This information provides some indication of the risks of investing in the Fund. In addition, the Fund's performance information reflects applicable fee waivers and/or expense limitations, if any, in effect during the periods presented. Absent such fee waivers/expense limitations, if any,

performance would have been lower. Past results (before and after taxes) are not predictive of future results. Updated information on the Fund's results can be obtained by visiting the Fund's website (www.profund.com).

Annual Returns as of December 31



Best Quarter (ended 12/31/2016): **6.88%**

Worst Quarter (ended 9/30/2011): **-11.93%**

The year-to-date return as of the most recent quarter, which ended September 30, 2020, was -13.46%.

Average Annual Total Returns

As of December 31, 2019

	One Year	Five Years	Ten Years	Inception Date
Investor Class Shares				1/10/2005
– Before Taxes	-7.10%	-2.88%	-5.51%	
– After Taxes on Distributions	-7.32%	-2.92%	-5.54%	
– After Taxes on Distributions and Sale of Shares	-4.20%	-2.18%	-3.93%	
Service Class Shares	-8.06%	-3.85%	-6.46%	1/10/2005
Ryan Labs Returns Treasury Yield Curve 10 Year Index¹	9.09%	2.24%	4.22%	

¹ Reflects no deduction for fees, expenses or taxes.

Average annual total returns are shown on a before- and after-tax basis for Investor Class shares only. After-tax returns for Service Class shares will vary. After-tax returns are calculated using the historical highest individual federal marginal income tax rates and do not reflect the impact of state and local taxes. Actual after-tax returns depend on an investor's tax situation and may differ from those shown. After-tax returns shown are not relevant to investors who hold the Fund's shares through tax-deferred

arrangements, such as a retirement account. After-tax returns may exceed the return before taxes due to a tax benefit from realizing a capital loss on a sale of shares.

Annual returns are required to be shown and should not be interpreted as suggesting that the Fund should or should not be held for longer periods of time.

Management

The Fund is advised by ProFund Advisors. Alexander Ilyasov, Senior Portfolio Manager, and Michelle Liu, Portfolio Manager, have jointly and primarily managed the Fund since April 2019 and December 2009, respectively.

Purchase and Sale of Fund Shares

The **minimum initial investment** amounts for all classes, which may be waived at the discretion of the Fund, are:

- \$5,000 for accounts that list a financial professional.
- \$15,000 for self-directed accounts.

You may purchase, redeem or exchange Fund shares on any day which the New York Stock Exchange is open for business. Depending on where your account is held, you may redeem your shares by contacting your financial professional or the Fund by mail, telephone, wire transfer or on-line (www.profunds.com).

Tax Information

The Fund's distributions generally are taxable, and will be taxed as ordinary income, qualified dividend income or capital gains, unless you are investing through a tax-advantaged arrangement, such as a 401(k) plan or an individual retirement account. You may be taxed later upon withdrawal of monies from such tax-advantaged arrangements.

The Fund intends to distribute income, if any, and capital gains, if any, at least annually.

Payments to Broker-Dealers and Other Financial Intermediaries

If you purchase Fund shares through a financial intermediary, such as a broker-dealer or investment adviser, the Fund and its distributor may pay the intermediary for the sale of Fund shares and related services. These payments may create a conflict of interest by influencing the broker-dealer or other financial intermediary to recommend the Fund over another investment. Ask your financial intermediary or visit your financial intermediary's website for more information.

Important Information About the Fund

Rising U.S. Dollar ProFund (the “Fund”) seeks daily investment results, before fees and expenses, that correspond to the inverse (-1x) of the basket of non-U.S. currencies included in the ICE[®] U.S. Dollar Index[®] (the “Index”) **for a single day**, not for any other period. The Index measures the value of the U.S. Dollar against a basket of currencies of the top six trading partners of the United States, as measured in 1973 (the “Benchmark”). A “single day” is measured from the time the Fund calculates its net asset value (“NAV”) to the time of the Fund’s next NAV calculation. **The return of the Fund for periods longer than a single day will be the result of its return for each day compounded over the period. The Fund’s returns for periods longer than a single day will very likely differ in amount, and possibly even direction, from the Fund’s stated multiple (-1x) times the return of the Index for the same period. For periods longer than a single day, the Fund will lose money if the Index’s performance is flat, and it is possible that the Fund will lose money even if the level of the Index falls.** Longer holding periods, higher Index volatility, and greater inverse exposure each exacerbate the impact of compounding on an investor’s returns. During periods of higher Index volatility, the volatility of the Index may affect the Fund’s return as much as or more than the return of the Index.

The Fund presents different risks than other types of funds. The Fund may not be suitable for all investors and should be used only by knowledgeable investors who understand the consequences of seeking daily inverse (-1x) investment results, including the impact of compounding on Fund performance. Investors in the Fund should actively manage and monitor their investments, as frequently as daily. An investor in the Fund could potentially lose the full principal value of their investment within a single day.

Investment Objective

Rising U.S. Dollar ProFund seeks daily investment results, before fees and expenses, that correspond to the inverse (-1x) of the daily performance of the basket of non-U.S. currencies included in the Index. The Benchmark’s currencies and their weightings as of July 31, 2020 are: euro 57.6%; Japanese yen 13.6%; British pound 11.9%; Canadian dollar 9.1%; Swedish krona 4.2% and Swiss franc 3.6%. The Fund is designed to benefit from an increase in the value of the U.S. Dollar against the value of the currencies included in the Benchmark. Accordingly, as the value of the U.S. Dollar appreciates (i.e., rises) versus the Benchmark, the performance of the Fund generally should be expected to increase. As the value of the U.S. Dollar depreciates versus the Benchmark, the performance of the Fund generally should be expected to decline. **The Fund seeks to provide investment returns that correspond to the inverse (-1x) of the daily performance of the Benchmark; it does not normally provide investment returns that match the Index, nor does it seek to**

achieve its stated investment objective over a period of time greater than a single day.

Fees and Expenses of the Fund

The table below describes the fees and expenses that you may pay if you buy, hold, and sell shares of the Fund. You may pay other fees, such as brokerage commissions and other fees to financial intermediaries, which are not reflected in the tables and examples below.

Shareholder Fees

(fees paid directly from your investment)

Wire Fee \$10

Annual Fund Operating Expenses

(expenses that you pay each year as a percentage of the value of your investment)

	Investor Class	Service Class
Investment Advisory Fees	0.75%	0.75%
Distribution and Service (12b-1) Fees	0.00%	1.00%
Other Expenses	<u>1.22%</u>	<u>1.22%</u>

Total Annual Fund Operating Expenses

Before Fee Waivers and Expense

Reimbursements	1.97%	2.97%
Fee Waivers/Reimbursements ¹	<u>-0.19%</u>	<u>-0.19%</u>

Total Annual Fund Operating Expenses

After Fee Waivers and Expense

Reimbursements	<u>1.78%</u>	<u>2.78%</u>
----------------	--------------	--------------

1 ProFund Advisors LLC (“ProFund Advisors”) has contractually agreed to waive Investment Advisory and Management Services Fees and to reimburse Other Expenses to the extent Total Annual Fund Operating Expenses Before Fee Waivers and Expense Reimbursements, as a percentage of average daily net assets, exceed 1.78% for Investor Class shares and 2.78% for Service Class shares through November 30, 2021. After such date, the expense limitation may be terminated or revised by ProFund Advisors. Amounts waived or reimbursed in a particular contractual period may be recouped by ProFund Advisors within three years of the end of that contractual period, however, such recoupment will be limited to the lesser of any expense limitation in place at the time of recoupment or the expense limitation in place at the time of waiver or reimbursement.

Example: This example is intended to help you compare the cost of investing in the Fund with the cost of investing in other funds.

The example assumes that you invest \$10,000 in the Fund for the time periods indicated and then redeem all of your shares at the end of each period. The example also assumes that your investment has a 5% return each year and that the Fund’s operating expenses remain the same, except that the fee waiver/expense reimbursement is assumed only to pertain to the first year. Although your actual costs may be higher or lower, based on these assumptions your approximate costs would be:

	1 Year	3 Years	5 Years	10 Years
Investor Class	\$181	\$600	\$1,045	\$2,281
Service Class	\$281	\$901	\$1,546	\$3,276

The Fund pays transaction and financing costs associated with the purchase and sale of securities and derivatives. These costs are not reflected in the table or the example above.

Portfolio Turnover

The Fund pays transaction costs, such as commissions, when it buys and sells securities (or “turns over” its portfolio). A higher portfolio turnover rate may indicate higher transaction costs and may result in higher taxes when the Fund’s shares are held in a taxable account. These costs, which are not reflected in the Annual Fund Operating Expenses or in the example above, affect the Fund’s performance. During the most recent fiscal year, the Fund’s annual portfolio turnover rate was 0% of the average value of its entire portfolio. This portfolio turnover rate is calculated without regard to cash instruments or derivatives transactions. If such transactions were included, the Fund’s portfolio turnover rate would be significantly higher.

Principal Investment Strategies

The Fund invests in financial instruments that ProFund Advisors believes, in combination, should produce daily returns consistent with the Fund’s investment objective.

The Index is calculated and maintained by ICE Data Indices, LLC. The Index is published under the Bloomberg ticker symbol “DXY.”

The Fund will invest principally in the financial instruments set forth below. The Fund expects that its cash balances maintained in connection with the use of financial instruments will typically be held in money market instruments.

- **Derivatives** — The Fund invests in derivatives, which are financial instruments whose value is derived from the value of an underlying asset or assets, such as stocks, bonds, funds (including exchange-traded funds (“ETFs”)), currencies, interest rates or indexes. The Fund invests in derivatives in order to seek returns for a single day that are inverse (-1x) to the returns of the Benchmark for that day. These derivatives principally include:
 - **Forward Contracts** — Two-party contracts where a purchase or sale of a specific quantity of a commodity, security, foreign currency or other financial instrument is entered into with dealers or financial institutions at a set price, with delivery and settlement at a specified future date. Forward contracts may also be structured for cash settlement, rather than physical delivery.
- **Money Market Instruments** — The Fund invests in short-term cash instruments that have a remaining maturity of 397 days or less and exhibit high quality credit profiles, for example:
 - **U.S. Treasury Bills** — U.S. government securities that have initial maturities of one year or less, and are

supported by the full faith and credit of the U.S. government.

- **Repurchase Agreements** — Contracts in which a seller of securities, usually U.S. government securities or other money market instruments, agrees to buy the securities back at a specified time and price. Repurchase agreements are primarily used by the Fund as a short-term investment vehicle for cash positions.

ProFund Advisors uses a mathematical approach to investing. Using this approach, ProFund Advisors determines the type, quantity and mix of investment positions that it believes, in combination, the Fund should hold to produce daily returns consistent with the daily Fund’s investment objective. The Fund may gain inverse exposure to only a representative sample of the securities in the Index or to securities not contained in the Index or in financial instruments, with the intent of obtaining exposure with aggregate characteristics similar to those of the inverse of the single day returns of the Index. In managing the assets of the Fund, ProFund Advisors does not invest the assets of the Fund in securities or financial instruments based on ProFund Advisors’ view of the investment merit of a particular security, instrument, or company, nor does it conduct conventional investment research or analysis or forecast market movement or trends. The Fund seeks to remain fully invested at all times in securities and/or financial instruments that, in combination, provide inverse exposure to the single day returns of the Index, consistent with its investment objective, without regard to market conditions, trends or direction. The Fund seeks investment results for a single day only, measured as the time the Fund calculates its NAV to the next time the Fund calculates its NAV, and not for any other period.

The Fund seeks to engage in daily rebalancing to position its portfolio so that its exposure to the Index is consistent with the Fund’s daily investment objective. The time and manner in which the Fund rebalances its portfolio may vary from day to day at the discretion of ProFund Advisors, depending on market conditions and other circumstances. The Index’s movements during the day will affect whether the Fund’s portfolio needs to be rebalanced. For example, if the Index has risen on a given day, net assets of the Fund should fall (assuming there were no shares issued). As a result, the Fund’s inverse exposure will need to be decreased. Conversely, if the Index has fallen on a given day, net assets of the Fund should rise (assuming there were no share redemptions). As a result, the Fund’s inverse exposure will need to be increased.

Daily rebalancing and the compounding of each day’s return over time means that the return of the Fund for a period longer than a single day will be the result of each day’s returns compounded over the period, which will very likely differ in amount, and possibly even direction, from the inverse (-1x) of the return of the Index for the same period. The Fund will lose money if the Index’s performance is flat over time, and the Fund can lose money regardless of the performance of the Index, as a result of daily rebalancing,

the Index's volatility, compounding of each day's return and other factors. See "Principal Risks" below.

Please see "Investment Objectives, Principal Investment Strategies and Related Risks" in the Fund's Prospectus for additional details.

Principal Risks

You may lose the full principal value of your investment within a single day.

The principal risks described below are intended to provide information about the factors likely to have a significant adverse impact on the Fund's returns and consequently the value of an investment in the Fund. The risks are presented in an order intended to facilitate readability and their order does not imply that the realization of one risk is more likely to occur than another risk or likely to have a greater adverse impact than another risk. While the realization of certain of the risks described herein may benefit the Fund because the Fund seeks daily investment results, before fees and expenses, that correspond to the inverse (-1x) of the daily return of the Index, such occurrences may introduce more volatility to the Fund, which could have a significant negative impact on Fund performance.

- Risks Associated with the Use of Derivatives** — Investing in derivatives may be considered aggressive and may expose the Fund to greater risks and may result in larger losses or smaller gains than investing directly in the reference asset(s) underlying those derivatives. These risks include counterparty risk, liquidity risk and increased correlation risk. When the Fund uses derivatives, there may be imperfect correlation between the value of the reference asset(s) underlying the derivative (e.g., the Index) and the derivative, which may prevent the Fund from achieving its investment objective. Because derivatives often require only a limited initial investment, the use of derivatives also may expose the Fund to losses in excess of those amounts initially invested. Any costs associated with using derivatives will also have the effect of lowering the Fund's return.
- Leverage Risk** — Leverage increases the risk of a total loss of an investor's investment, may increase the volatility of the Fund, and may magnify any differences between the performance of the Fund and the Index.
- Compounding Risk** — The Fund has a single day investment objective, and the Fund's performance for any other period is the result of its return for each day compounded over the period. The performance of the Fund for periods longer than a single day will very likely differ in amount, and possibly even direction, from the inverse (-1x) of the daily return of the Index for the same period, before accounting for fees and expenses. Compounding affects all investments, but has a more significant impact on an inverse fund. This effect becomes more pronounced as Index volatility and holding periods increase. Fund performance for a period longer than a single day can be estimated given any set of assumptions for the following factors: (a) Index volatility; (b) Index

performance; (c) period of time; (d) financing rates associated with inverse exposure; (e) other Fund expenses; and (f) dividends or interest paid with respect to securities in the Index. The chart below illustrates the impact of two principal factors — Index volatility and Index performance — on Fund performance. The chart shows estimated Fund returns for a number of combinations of Index volatility and Index performance over a one-year period. Actual volatility, Index and Fund performance may differ significantly from the chart below. Performance shown in the chart assumes: (a) no Fund expenses; and (b) borrowing/lending rates (to obtain inverse exposure) of zero percent. If Fund expenses and/or actual borrowing/lending rates were reflected, the Fund's performance would be different than shown.

Areas shaded darker represent those scenarios where the Fund can be expected to return less than the inverse (-1x) of the performance of the Index.

Estimated Fund Returns

Index Performance		One Year Volatility Rate				
One Year Index	Inverse (-1x) of the One Year Index	10%	25%	50%	75%	100%
-60%	60%	147.5%	134.9%	94.7%	42.4%	-8.0%
-50%	50%	98.0%	87.9%	55.8%	14.0%	-26.4%
-40%	40%	65.0%	56.6%	29.8%	-5.0%	-38.7%
-30%	30%	41.4%	34.2%	11.3%	-18.6%	-47.4%
-20%	20%	23.8%	17.4%	-2.6%	-28.8%	-54.0%
-10%	10%	10.0%	4.4%	-13.5%	-36.7%	-59.1%
0%	0%	-1.0%	-6.1%	-22.1%	-43.0%	-63.2%
10%	-10%	-10.0%	-14.6%	-29.2%	-48.2%	-66.6%
20%	-20%	-17.5%	-21.7%	-35.1%	-52.5%	-69.3%
30%	-30%	-23.8%	-27.7%	-40.1%	-56.2%	-71.7%
40%	-40%	-29.3%	-32.9%	-44.4%	-59.3%	-73.7%
50%	-50%	-34.0%	-37.4%	-48.1%	-62.0%	-75.5%
60%	-60%	-38.1%	-41.3%	-51.3%	-64.4%	-77.0%

The foregoing table is intended to isolate the effect of Index volatility and Index performance on the return of the Fund and is not a representation of actual returns. For example, the Fund may incorrectly be expected to achieve a -20% return on a yearly basis if the Index return were 20%, absent the effects of compounding. As the table shows, with Index volatility of 50%, the Fund could be expected to return -35.1% under such a scenario. The Fund's actual returns may be significantly better or worse than the returns shown above as a result of any of the factors discussed above or in "Principal Risks — Correlation Risk" below.

The Index's annualized historical volatility rate for the five-year period ended July 31, 2020 was 6.54%. The Index's highest July to July volatility rate during the five-year period was 8.35% (July 31, 2016). The Index's annualized total return performance for the five-year period ended July 31, 2020 was 6.55%. Historical Index volatility and performance

are not indications of what the Index volatility and performance will be in the future. The volatility of U.S. exchange-traded securities or instruments that reflect the value of the Index may differ from the volatility of the Index.

For additional graphs and charts demonstrating the effects of Index volatility and Index performance on the long-term performance of the Fund, see “Understanding the Risks and Long-Term Performance of Daily Objective Funds — The Impact of Compounding” in the Fund’s Prospectus and “Special Note Regarding the Correlation Risks of Geared Funds” in the Fund’s Statement of Additional Information.

- **Correlation Risk** — A number of factors may affect the Fund’s ability to achieve a high degree of inverse correlation with the Index, and there is no guarantee that the Fund will achieve a high degree of inverse correlation. Failure to achieve a high degree of inverse correlation may prevent the Fund from achieving its investment objective, and the percentage change of the Fund’s NAV each day may differ, perhaps significantly in amount, and possibly even direction, from the inverse (-1x) of the percentage change of the Index on such day.

In order to achieve a high degree of inverse correlation with the Index, the Fund seeks to rebalance its portfolio daily to keep exposure consistent with its investment objective. Being materially under- or overexposed to the Index may prevent the Fund from achieving a high degree of inverse correlation with the Index and may expose the Fund to greater leverage risk. Market disruptions or closure, regulatory restrictions, market volatility, illiquidity in the markets for the financial instruments in which the Fund invests, and other factors will adversely affect the Fund’s ability to adjust exposure to requisite levels. The target amount of portfolio exposure is impacted dynamically by the Index’s movements, including intraday movements. Because of this, it is unlikely that the Fund will have perfect inverse (-1x) exposure during the day or at the end of each day and the likelihood of being materially under- or overexposed is higher on days when the Index is volatile, particularly when the Index is volatile at or near the close of the trading day.

A number of other factors may also adversely affect the Fund’s inverse correlation with the Index, including fees, expenses, transaction costs, financing costs associated with the use of derivatives, income items, valuation methodology, accounting standards and disruptions or illiquidity in the markets for the securities or financial instruments in which the Fund invests. The Fund may not have investment exposure to all of the securities in the Index, or its weighting of investment exposure to securities may be different from that of the Index. In addition, the Fund may invest in securities not included in the Index. The Fund may take or refrain from taking positions in order to improve tax efficiency, comply with regulatory restrictions, or for other reasons, each of which may negatively affect the Fund’s correlation with the Index. The

Fund may also be subject to large movements of assets into and out of the Fund, potentially resulting in the Fund being under- or overexposed to the Index and may be impacted by Index reconstitutions and Index rebalancing events. Additionally, the Fund’s underlying investments and/or reference assets may trade on markets that may not be open on the same day as the Fund, which may cause a difference between the changes in the daily performance of the Fund and changes in the level of the Index. Any of these factors could decrease correlation between the performance of the Fund and the Index and may hinder the Fund’s ability to meet its daily investment objective on or around that day.

- **Rebalancing Risk** — If for any reason the Fund is unable to rebalance all or a portion of its portfolio, or if all or a portion of the portfolio is rebalanced incorrectly, the Fund’s investment exposure may not be consistent with the Fund’s investment objective. In these instances, the Fund may have investment exposure to the Index that is significantly greater or less than its stated multiple. As a result, the Fund may be more exposed to leverage risk than if it had been properly rebalanced and may not achieve its investment objective.
- **Counterparty Risk** — Investing in derivatives and repurchase agreements involves entering into contracts with third parties (i.e., counterparties). The use of derivatives involves risks that are different from those associated with ordinary portfolio securities transactions. The Fund will be subject to credit risk (i.e., the risk that a counterparty is or is perceived to be unwilling or unable to make timely payments or otherwise meet its contractual obligations) with respect to the amount it expects to receive from counterparties to derivatives and repurchase agreements entered into by the Fund. If a counterparty becomes bankrupt or fails to perform its obligations, or if any collateral posted by the counterparty for the benefit of the Fund is insufficient or there are delays in the Fund’s ability to access such collateral, the value of an investment in the Fund may decline.
- **Short Sale Exposure Risk** — The Fund may seek inverse or “short” exposure through financial instruments, which would cause the Fund to be exposed to certain risks associated with selling short. These risks include, under certain market conditions, an increase in the volatility and decrease in the liquidity of the instruments underlying the short position, which may lower the Fund’s return, result in a loss, have the effect of limiting the Fund’s ability to obtain inverse exposure through financial instruments, or require the Fund to seek inverse exposure through alternative investment strategies that may be less desirable or more costly to implement. To the extent that, at any particular point in time, the instruments underlying the short position may be thinly traded or have a limited market, including due to regulatory action, the Fund may be unable to meet its investment objective due to a lack of available securities or counterparties. During such periods, the Fund’s ability to issue additional shares may be adversely affected. Obtaining inverse exposure through these

instruments may be considered an aggressive investment technique. Any income, dividends or payments by the assets underlying the Fund's short positions will negatively impact the Fund.

- **Inverse Correlation Risk** — Investors will lose money when the Index rises — a result that is the opposite from traditional funds.
- **Market Risk** — The Fund is subject to market risks that will affect the value of its shares, including adverse issuer, political, regulatory, market or economic developments, as well as developments that impact specific economic sectors, industries or segments of the market.
- **Foreign Currency Risk** — Investments linked to or denominated in foreign currencies are exposed to additional risk factors versus those investments denominated in U.S. dollars and linked to U.S. investments. The value of an investment linked to or denominated in a foreign currency could change significantly as foreign currencies strengthen or weaken relative to the U.S. dollar. Devaluations of a currency by a government or banking authority may also have significant impact on the value of any investments linked to or denominated in that currency. Risks related to foreign currencies also include those related to economic or political developments, market inefficiencies or a higher risk that essential investment information may be incomplete, unavailable, or inaccurate. Foreign currency losses could offset or exceed any potential gains, or add to losses, in the related investments. Currency markets are also generally not as regulated as securities markets.
- **Geographic Concentration Risk** — Because the Fund focuses its investments in particular foreign countries or geographic regions, it may be more volatile than a more geographically diversified fund. The performance of the Fund will be affected by the political, social and economic conditions in those foreign countries and geographic regions and subject to the related risks.
- **Natural Disaster/Epidemic Risk** — Natural or environmental disasters, such as earthquakes, fires, floods, hurricanes, tsunamis and other severe weather-related phenomena generally, and widespread disease, including pandemics and epidemics (for example, the novel coronavirus COVID-19), have been and can be highly disruptive to economies and markets and have recently led, and may continue to lead, to increased market volatility and significant market losses. Such natural disaster and health crises could exacerbate political, social, and economic risks, and result in significant breakdowns, delays, shutdowns, social isolation, and other disruptions to important global, local and regional supply chains affected, with potential corresponding results on the operating performance of the Fund and its investments. A climate of uncertainty and panic, including the contagion of infectious viruses or diseases, may adversely

affect global, regional, and local economies and reduce the availability of potential investment opportunities, and increases the difficulty of performing due diligence and modeling market conditions, potentially reducing the accuracy of financial projections. Under these circumstances, the Fund may have difficulty achieving its investment objectives which may adversely impact Fund performance. Further, such events can be highly disruptive to economies and markets, significantly disrupt the operations of individual companies (including, but not limited to, the Fund's investment advisor, third party service providers, and counterparties), sectors, industries, markets, securities and commodity exchanges, currencies, interest and inflation rates, credit ratings, investor sentiment, and other factors affecting the value of the Fund's investments. These factors can cause substantial market volatility, exchange trading suspensions and closures, changes in the availability of and the margin requirements for certain instruments, and can impact the ability of the Fund to complete redemptions and otherwise affect Fund performance and Fund trading in the secondary market. A widespread crisis would also affect the global economy in ways that cannot necessarily be foreseen. How long such events will last and whether they will continue or recur cannot be predicted. Impacts from these could have a significant impact on the Fund's performance, resulting in losses to your investment.

- **Risk that Current Assumptions and Expectations Could Become Outdated As a Result of Global Economic Shock** — The onset of the novel coronavirus (COVID-19) has caused significant shocks to global financial markets and economies, with many governments taking extreme actions to slow and contain the spread of COVID-19. These actions have had, and likely will continue to have, a severe economic impact on global economies as economic activity in some instances has essentially ceased. Financial markets across the globe are experiencing severe distress at least equal to what was experienced during the global financial crisis in 2008. In March 2020, U.S. equity markets entered a bear market in the fastest such move in the history of U.S. financial markets. During much of 2020, the unemployment rate in the U.S. has been extremely high by historical standards. It is not possible to predict when unemployment and market conditions will return to more normal levels. The global economic shocks being experienced as of the date hereof may cause the underlying assumptions and expectations of the Fund to become outdated quickly or inaccurate, resulting in significant losses.
- **Non-Diversification Risk** — The Fund is classified as "non-diversified" under the Investment Company Act of 1940, as amended ("1940 Act"). This means it has the ability to invest a relatively high percentage of its assets in the securities of a small number of issuers or in financial instruments with a single counterparty or a few counterparties. This may increase

the Fund's volatility and increase the risk that the Fund's performance will decline based on the performance of a single issuer or the credit of a single counterparty.

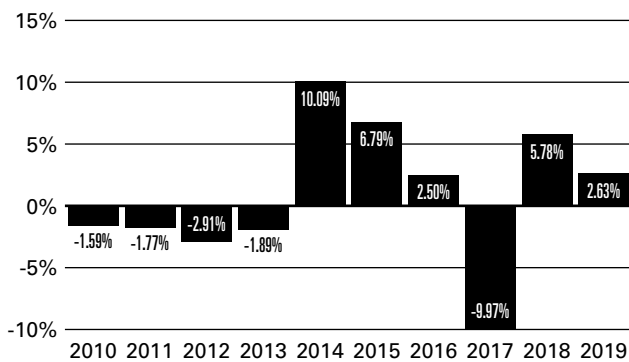
- **Index Performance Risk** — The Index maintained by a third party provider unaffiliated with the Fund or ProFund Advisors. There can be no guarantee or assurance that the methodology used by the third party provider to create the Index will result in the Fund achieving positive returns. Further, there can be no guarantee that the methodology underlying the Index or the daily calculation of the Index will be free from error. It is also possible that the value of the Index may be subject to intentional manipulation by third-party market participants. The Index used by the Fund may underperform other asset classes and may underperform other similar indices. Each of these factors could have a negative impact on the performance of the Fund.
- **Active Investor Risk** — The Fund permits short-term trading of its securities. A significant portion of assets invested in the Fund may come from professional money managers and investors who use the Fund as part of active trading or tactical asset allocation strategies. These strategies often call for frequent trading to take advantage of anticipated changes in market conditions, which could increase portfolio turnover and may result in additional costs for the Fund. In addition, large movements of assets into and out of the Fund may have a negative impact on the Fund's ability to achieve its investment objective or maintain a consistent level of operating expenses. In certain circumstances, the Fund's expense ratio may vary from current estimates or the historical ratio disclosed in this Prospectus.
- **Early Close/Late Close/Trading Halt Risk** — An exchange or market may close early, close late or issue trading halts on specific securities or financial instruments. As a result, the ability to trade certain securities or financial instruments may be restricted, which may result in the Fund being unable to trade those and other related financial instruments at all. In these circumstances, the Fund may be unable to rebalance its portfolio, may be unable to accurately price its investments and/or may incur substantial trading losses.
- **Liquidity Risk** — In certain circumstances, such as the disruption of the orderly markets for the financial instruments in which the Fund invests, the Fund might not be able to acquire or dispose of certain holdings quickly or at prices that represent true market value in the judgment of ProFund Advisors. Markets for the financial instruments in which the Fund invests may be disrupted by a number of events, including but not limited to economic crises, political crises, health crises, natural disasters, excessive volatility, new legislation, or regulatory changes inside or outside of the U.S. For example, regulation limiting the ability of certain financial institutions to invest in certain financial instruments would likely reduce the liquidity of those instruments. These situations may prevent the Fund from limiting losses, realizing gains or achieving a high inverse correlation with the Index.
- **Portfolio Turnover Risk** — The Fund may incur high portfolio turnover to manage the Fund's investment exposure. Additionally, active trading of the Fund's shares may cause more frequent purchase and sales activities that could, in certain circumstances, increase the number of portfolio transactions. High levels of portfolio transactions increase brokerage and other transaction costs and may result in increased taxable capital gains. Each of these factors could have a negative impact on the performance of the Fund.
- **Tax Risk** — In order to qualify for the special tax treatment accorded a regulated investment company ("RIC") and its shareholders, the Fund must derive at least 90% of its gross income for each taxable year from "qualifying income," meet certain asset diversification tests at the end of each taxable quarter, and meet annual distribution requirements. The Fund's pursuit of its investment strategies will potentially be limited by the Fund's intention to qualify for such treatment and could adversely affect the Fund's ability to so qualify. The Fund can make certain investments, the treatment of which for these purposes is unclear. If, in any year, the Fund were to fail to qualify for the special tax treatment accorded a RIC and its shareholders, and were ineligible to or were not to cure such failure, the Fund would be taxed in the same manner as an ordinary corporation subject to U.S. federal income tax on all its income at the fund level. The resulting taxes could substantially reduce the Fund's net assets and the amount of income available for distribution. In addition, in order to requalify for taxation as a RIC, the Fund could be required to recognize unrealized gains, pay substantial taxes and interest, and make certain distributions. Please see the Statement of Additional Information for more information.
- **Valuation Risk** — In certain circumstances (e.g., if ProFund Advisors believes market quotations do not accurately reflect the fair value of an investment, or a trading halt closes an exchange or market early), ProFund Advisors may, in its sole discretion, choose to determine a fair value price as the basis for determining the market value of such investment for such day. The fair value of an investment determined by ProFund Advisors may be different from other value determinations of the same investment. Portfolio investments that are valued using techniques other than market quotations, including "fair valued" investments, may be subject to greater fluctuation in their value from one day to the next than would be the case if market quotations were used. In addition, there is no assurance that the Fund could sell a portfolio investment for the value established for it at any time, and it is possible that the Fund would incur a loss because a portfolio investment is sold at a discount to its established value.

Please see "Investment Objectives, Principal Investment Strategies and Related Risks" in the Fund's Prospectus for additional details.

Investment Results

The bar chart below shows how the Fund's investment results for Investor Class shares have varied from year to year, and the table shows how the Fund's average annual total returns for various periods compare with a broad measure of market performance. Performance for Service Class shares would differ to the extent their fees and expenses differ. This information provides some indication of the risks of investing in the Fund. In addition, the Fund's performance information reflects applicable fee waivers and/or expense limitations, if any, in effect during the periods presented. Absent such fee waivers/expense limitations, if any, performance would have been lower. Past results (before and after taxes) are not predictive of future results. Updated information on the Fund's results can be obtained by visiting the Fund's website (www.profund.com).

Annual Returns as of December 31



Best Quarter (ended 3/31/2015): **8.07%**

Worst Quarter (ended 9/30/2010): **-9.42%**

The year-to-date return as of the most recent quarter, which ended September 30, 2020, was -4.29%.

Average Annual Total Returns

As of December 31, 2019

	One Year	Five Years	Ten Years	Inception Date
Investor Class Shares				2/17/2005
– Before Taxes	2.63%	1.36%	0.81%	
– After Taxes on Distributions	2.52%	1.31%	0.79%	
– After Taxes on Distributions and Sale of Shares	1.56%	1.03%	0.62%	
Service Class Shares	1.61%	0.34%	-0.19%	2/17/2005
S&P 500^{®1}	31.49%	11.70%	13.56%	
ICE[®] U.S. Dollar Index^{®2}	0.36%	1.34%	2.16%	

1 Reflects no deduction for fees, expenses or taxes. Adjusted to reflect the reinvestment of dividends paid by issuers in the Index.

2 Reflects no deduction for fees, expenses or taxes.

Average annual total returns are shown on a before- and after-tax basis for Investor Class shares only. After-tax returns for Service

Class shares will vary. After-tax returns are calculated using the historical highest individual federal marginal income tax rates and do not reflect the impact of state and local taxes. Actual after-tax returns depend on an investor's tax situation and may differ from those shown. After-tax returns shown are not relevant to investors who hold the Fund's shares through tax-deferred arrangements, such as a retirement account. After-tax returns may exceed the return before taxes due to a tax benefit from realizing a capital loss on a sale of shares.

Annual returns are required to be shown and should not be interpreted as suggesting that the Fund should or should not be held for longer periods of time.

Management

The Fund is advised by ProFund Advisors. Alexander Ilyasov, Senior Portfolio Manager, and Benjamin McAbee, Portfolio Manager, have jointly and primarily managed the Fund since April 2019 and August 2016, respectively.

Purchase and Sale of Fund Shares

The **minimum initial investment** amounts for all classes, which may be waived at the discretion of the Fund, are:

- \$5,000 for accounts that list a financial professional.
- \$15,000 for self-directed accounts.

You may purchase, redeem or exchange Fund shares on any day which the New York Stock Exchange is open for business. Depending on where your account is held, you may redeem your shares by contacting your financial professional or the Fund by mail, telephone, wire transfer or on-line (www.profund.com).

Tax Information

The Fund's distributions generally are taxable, and will be taxed as ordinary income, qualified dividend income or capital gains, unless you are investing through a tax-advantaged arrangement, such as a 401(k) plan or an individual retirement account. You may be taxed later upon withdrawal of monies from such tax-advantaged arrangements.

The Fund intends to distribute income, if any, and capital gains, if any, at least annually.

Payments to Broker-Dealers and Other Financial Intermediaries

If you purchase Fund shares through a financial intermediary, such as a broker-dealer or investment adviser, the Fund and its distributor may pay the intermediary for the sale of Fund shares and related services. These payments may create a conflict of interest by influencing the broker-dealer or other financial intermediary to recommend the Fund over another investment. Ask your financial intermediary or visit your financial intermediary's website for more information.

Important Information About the Fund

Semiconductor UltraSector ProFund (the “Fund”) seeks daily investment results, before fees and expenses, that correspond to one and one-half times (1.5x) the return of the Dow Jones U.S. SemiconductorSM Index (the “Index”) **for a single day**, not for any other period. A “single day” is measured from the time the Fund calculates its net asset value (“NAV”) to the time of the Fund’s next NAV calculation. **The return of the Fund for periods longer than a single day will be the result of its return for each day compounded over the period. The Fund’s returns for periods longer than a single day will very likely differ in amount, and possibly even direction, from the Fund’s stated multiple (1.5x) times the return of the Index for the same period. For periods longer than a single day, the Fund will lose money if the Index’s performance is flat, and it is possible that the Fund will lose money even if the level of the Index rises.** Longer holding periods, higher Index volatility, and greater leveraged exposure each exacerbate the impact of compounding on an investor’s returns. During periods of higher Index volatility, the volatility of the Index may affect the Fund’s return as much as or more than the return of the Index.

The Fund presents different risks than other types of funds. The Fund uses leverage and is riskier than similarly benchmarked funds that do not use leverage. The Fund may not be suitable for all investors and should be used only by knowledgeable investors who understand the consequences of seeking daily leveraged (1.5x) investment results, including the impact of compounding on Fund performance. Investors in the Fund should actively manage and monitor their investments, as frequently as daily. An investor in the Fund could potentially lose the full principal value of their investment within a single day.

Investment Objective

The Fund seeks daily investment results, before fees and expenses, that correspond to one and one-half times (1.5x) the daily performance of the Index. **The Fund does not seek to achieve its stated investment objective over a period of time greater than a single day.**

Fees and Expenses of the Fund

The table below describes the fees and expenses that you may pay if you buy, hold, and sell shares of the Fund. You may pay other fees, such as brokerage commissions and other fees to financial intermediaries, which are not reflected in the tables and examples below.

Shareholder Fees

(fees paid directly from your investment)

Wire Fee \$10

Annual Fund Operating Expenses

(expenses that you pay each year as a percentage of the value of your investment)

	Investor Class	Service Class
Investment Advisory Fees	0.75%	0.75%
Distribution and Service (12b-1) Fees	0.00%	1.00%
Other Expenses	0.90%	0.90%
Total Annual Fund Operating Expenses¹	1.65%	2.65%

¹ ProFund Advisors LLC (“ProFund Advisors”) has contractually agreed to waive Investment Advisory and Management Services Fees and to reimburse Other Expenses to the extent Total Annual Fund Operating Expenses Before Fee Waivers and Expense Reimbursements, as a percentage of average daily net assets, exceed 1.95% for Investor Class shares and 2.95% for Service Class shares through November 30, 2021. After such date, the expense limitation may be terminated or revised by ProFund Advisors. Amounts waived or reimbursed in a particular contractual period may be recouped by ProFund Advisors within three years of the end of that contractual period, however, such recoupment will be limited to the lesser of any expense limitation in place at the time of recoupment or the expense limitation in place at the time of waiver or reimbursement.

Example: This example is intended to help you compare the cost of investing in the Fund with the cost of investing in other funds.

The example assumes that you invest \$10,000 in the Fund for the time periods indicated and then redeem all of your shares at the end of each period. The example also assumes that your investment has a 5% return each year and that the Fund’s operating expenses remain the same. Although your actual costs may be higher or lower, based on these assumptions your approximate costs would be:

	1Year	3Years	5Years	10Years
Investor Class	\$168	\$520	\$897	\$1,955
Service Class	\$268	\$823	\$1,405	\$2,983

The Fund pays transaction and financing costs associated with the purchase and sale of securities and derivatives. These costs are not reflected in the table or the example above.

Portfolio Turnover

The Fund pays transaction costs, such as commissions, when it buys and sells securities (or “turns over” its portfolio). A higher portfolio turnover rate may indicate higher transaction costs and may result in higher taxes when the Fund’s shares are held in a taxable account. These costs, which are not reflected in the Annual Fund Operating Expenses or in the example above, affect the Fund’s performance. During the most recent fiscal year, the

Fund's annual portfolio turnover rate was 169% of the average value of its entire portfolio. This portfolio turnover rate is calculated without regard to cash instruments or derivatives transactions. If such transactions were included, the Fund's portfolio turnover rate would be significantly higher.

Principal Investment Strategies

The Fund invests in financial instruments that ProFund Advisors believes, in combination, should produce daily returns consistent with the Fund's investment objective.

The Index is constructed and maintained by S&P Dow Jones Indices LLC. The Index seeks to measure the performance of certain companies in the semiconductor sub-sector of the U.S. equity market. Component companies are engaged in the production and distribution of semiconductors and other integrated chips, as well as other related products such as semiconductor capital equipment and mother-boards. The Index is published under the Bloomberg ticker symbol "DJUSSC."

The Fund will invest principally in the financial instruments set forth below. The Fund expects that its cash balances maintained in connection with the use of financial instruments will typically be held in money market instruments.

- **Equity Securities** — The Fund invests in common stock issued by public companies.
- **Derivatives** — The Fund invests in derivatives, which are financial instruments whose value is derived from the value of an underlying asset or assets, such as stocks, bonds, funds (including exchange-traded funds ("ETFs")), interest rates or indexes. The Fund invests in derivatives as a substitute for investing directly in securities in order to seek returns for a single day that are leveraged (1.5x) to the returns of the Index for that day. These derivatives principally include:
 - **Swap Agreements** — Contracts entered into primarily with major global financial institutions for a specified period ranging from a day to more than one year. In a standard "swap" transaction, two parties agree to exchange the return (or differentials in rates of return) earned or realized on particular predetermined investments or instruments. The gross return to be exchanged or "swapped" between the parties is calculated with respect to a "notional amount," e.g., the return on or change in value of a particular dollar amount invested in a "basket" of securities or an ETF representing a particular index.
- **Money Market Instruments** — The Fund invests in short-term cash instruments that have a remaining maturity of 397 days or less and exhibit high quality credit profiles, for example:
 - **U.S. Treasury Bills** — U.S. government securities that have initial maturities of one year or less, and are supported by the full faith and credit of the U.S. government.

- **Repurchase Agreements** — Contracts in which a seller of securities, usually U.S. government securities or other money market instruments, agrees to buy the securities back at a specified time and price. Repurchase agreements are primarily used by the Fund as a short-term investment vehicle for cash positions.

ProFund Advisors uses a mathematical approach to investing. Using this approach, ProFund Advisors determines the type, quantity and mix of investment positions that it believes, in combination, the Fund should hold to produce daily returns consistent with the daily Fund's investment objective. The Fund may invest in or gain exposure to only a representative sample of the securities in the Index or to securities not contained in the Index or in financial instruments, with the intent of obtaining exposure with aggregate characteristics similar to those of a multiple of the single day returns of the Index. In managing the assets of the Fund, ProFund Advisors does not invest the assets of the Fund in securities or financial instruments based on ProFund Advisors' view of the investment merit of a particular security, instrument, or company, nor does it conduct conventional investment research or analysis or forecast market movement or trends. The Fund seeks to remain fully invested at all times in securities and/or financial instruments that, in combination, provide leveraged exposure to the single day returns of the Index, consistent with its investment objective, without regard to market conditions, trends or direction. The Fund seeks investment results for a single day only, measured as the time the Fund calculates its NAV to the next time the Fund calculates its NAV, and not for any other period.

The Fund seeks to engage in daily rebalancing to position its portfolio so that its exposure to the Index is consistent with the Fund's daily investment objective. The time and manner in which the Fund rebalances its portfolio may vary from day to day at the discretion of ProFund Advisors, depending on market conditions and other circumstances. The Index's movements during the day will affect whether the Fund's portfolio needs to be rebalanced. For example, if the Index has risen on a given day, net assets of the Fund should rise (assuming there were no share redemptions). As a result, the Fund's exposure will need to be increased. Conversely, if the Index has fallen on a given day, net assets of the Fund should fall (assuming there were no shares issued). As a result, the Fund's exposure will need to be decreased.

Daily rebalancing and the compounding of each day's return over time means that the return of the Fund for a period longer than a single day will be the result of each day's returns compounded over the period, which will very likely differ in amount, and possibly even direction, from one and one-half times (1.5x) the return of the Index for the same period. The Fund will lose money if the Index's performance is flat over time, and the Fund can lose money regardless of the performance of the Index, as a result of daily

rebalancing, the Index's volatility, compounding of each day's return and other factors. See "Principal Risks" below.

The Fund will concentrate or focus its investments in a particular industry or group of industries to approximately the same extent the Index is so concentrated or focused. As of July 31, 2020, the Index was concentrated in semiconductors & semiconductor equipment industry group.

Please see "Investment Objectives, Principal Investment Strategies and Related Risks" in the Fund's Prospectus for additional details.

Principal Risks

You may lose the full principal value of your investment within a single day.

The principal risks described below are intended to provide information about the factors likely to have a significant adverse impact on the Fund's returns and consequently the value of an investment in the Fund. The risks are presented in an order intended to facilitate readability and their order does not imply that the realization of one risk is more likely to occur than another risk or likely to have a greater adverse impact than another risk.

- **Risks Associated with the Use of Derivatives** — Investing in derivatives may be considered aggressive and may expose the Fund to greater risks and may result in larger losses or smaller gains than investing directly in the reference asset(s) underlying those derivatives. These risks include counterparty risk, liquidity risk and increased correlation risk. When the Fund uses derivatives, there may be imperfect correlation between the value of the reference asset(s) underlying the derivative (e.g., the Index) and the derivative, which may prevent the Fund from achieving its investment objective. Because derivatives often require only a limited initial investment, the use of derivatives also may expose the Fund to losses in excess of those amounts initially invested. The Fund may use a combination of swaps on the Index and swaps on an ETF that is designed to track the performance of the Index. The performance of an ETF may not track the performance of the Index due to embedded costs and other factors. Thus, to the extent the Fund invests in swaps that use an ETF as the reference asset, the Fund may be subject to greater correlation risk and may not achieve as high a degree of correlation with the Index as it would if the Fund only used swaps on the Index. Moreover, with respect to the use of swap agreements, if the Index has a dramatic intraday move that causes a material decline in the Fund's net assets, the terms of a swap agreement between the Fund and its counterparty may permit the counterparty to immediately close out the transaction with the Fund. In that event, the Fund may be unable to enter into another swap agreement or invest in other derivatives to achieve the desired exposure consistent with the Fund's investment objective. This, in turn, may prevent the Fund from

achieving its investment objective, even if the Index reverses all or a portion of its intraday move by the end of the day. As a result, the value of an investment in the Fund may change quickly and without warning. Any costs associated with using derivatives will also have the effect of lowering the Fund's return.

- **Leverage Risk** — The Fund obtains investment exposure in excess of its assets in seeking to achieve its investment objective — a form of leverage — and will lose more money in market environments adverse to its daily objective than a similar fund that does not employ such leverage. The use of such leverage increases the risk of a total loss of an investor's investment. For example, because the Fund includes a multiplier of one and one-half times (1.5x) the Index, a single day movement in the Index approaching 67% at any point in the day could result in the total loss of an investor's investment if that movement is contrary to the investment objective of the Fund, even if the Index subsequently moves in an opposite direction, eliminating all or a portion of the earlier movement. This would be the case with any such single day movements in the Index, even if the Index maintains a level greater than zero at all times. In addition, the use of leverage may increase the volatility of the Fund and magnify any differences between the performance of the Fund and the Index.
- **Compounding Risk** — The Fund has a single day investment objective, and the Fund's performance for any other period is the result of its return for each day compounded over the period. The performance of the Fund for periods longer than a single day will very likely differ in amount, and possibly even direction, from one and one-half times (1.5x) the daily return of the Index for the same period, before accounting for fees and expenses. Compounding affects all investments, but has a more significant impact on a leveraged fund. This effect becomes more pronounced as Index volatility and holding periods increase. Fund performance for a period longer than a single day can be estimated given any set of assumptions for the following factors: (a) Index volatility; (b) Index performance; (c) period of time; (d) financing rates associated with leveraged exposure; (e) other Fund expenses; and (f) dividends or interest paid with respect to securities in the Index. The chart below illustrates the impact of two principal factors — Index volatility and Index performance — on Fund performance. The chart shows estimated Fund returns for a number of combinations of Index volatility and Index performance over a one-year period. Actual volatility, Index and Fund performance may differ significantly from the chart below. Performance shown in the chart assumes: (a) no dividends paid with respect to securities included in the Index; (b) no Fund expenses; and (c) borrowing/lending rates (to obtain leveraged exposure) of zero percent. If Fund

expenses and/or actual borrowing/lending rates were reflected, the Fund's performance would be different than shown.

Areas shaded darker represent those scenarios where the Fund can be expected to return less than one and one-half times (1.5x) the performance of the Index.

Estimated Fund Returns

Index Performance		One Year Volatility Rate				
One Year Index	One and One-Half Times (1.5x) the One Year Index					
		10%	25%	50%	75%	100%
-60%	-90.0%	-74.8%	-75.3%	-77.0%	-79.5%	-82.6%
-50%	-75.0%	-64.8%	-65.5%	-67.8%	-71.4%	-75.7%
-40%	-60.0%	-53.7%	-54.6%	-57.7%	-62.4%	-68.1%
-30%	-45.0%	-41.7%	-42.8%	-46.7%	-52.6%	-59.7%
-20%	-30.0%	-28.7%	-30.1%	-34.8%	-42.1%	-50.8%
-10%	-15.0%	-14.9%	-16.6%	-22.3%	-30.9%	-41.3%
0%	0.0%	-0.4%	-2.3%	-8.9%	-19.0%	-31.3%
10%	15.0%	14.9%	12.7%	5.0%	-6.6%	-20.7%
20%	30.0%	31.0%	28.4%	19.7%	6.5%	-9.7%
30%	45.0%	47.7%	44.8%	35.0%	20.0%	1.9%
40%	60.0%	65.0%	61.8%	50.8%	34.1%	13.8%
50%	75.0%	83.0%	79.5%	67.3%	48.8%	26.3%
60%	90.0%	101.6%	97.9%	84.3%	63.9%	39.1%

The foregoing table is intended to isolate the effect of Index volatility and Index performance on the return of the Fund and is not a representation of actual returns. For example, the Fund may incorrectly be expected to achieve a -30% return on a yearly basis if the Index return were -20%, absent the effects of compounding. As the table shows, with Index volatility of 50%, the Fund could be expected to return -34.8% under such a scenario. The Fund's actual returns may be significantly better or worse than the returns shown above as a result of any of the factors discussed above or in "Principal Risks — Correlation Risk" below.

The Index's annualized historical volatility rate for the five-year period ended July 31, 2020 was 29.70%. The Index's highest May to May volatility rate during the five-year period was 46.53% (July 31, 2020). The Index's annualized total return performance for the five-year period ended July 31, 2020 was 25.52%. Historical Index volatility and performance are not indications of what the Index volatility and performance will be in the future. The volatility of U.S. exchange-traded securities or instruments that reflect the value of the Index may differ from the volatility of the Index.

For additional graphs and charts demonstrating the effects of Index volatility and Index performance on the long-term performance of the Fund, see "Understanding the Risks and Long-Term Performance of Daily Objective Funds — The Impact of Compounding" in the Fund's Prospectus and "Special Note Regarding the Correlation

Risks of Geared Funds" in the Fund's Statement of Additional Information.

- **Correlation Risk** — A number of factors may affect the Fund's ability to achieve a high degree of leveraged correlation with the Index, and there is no guarantee that the Fund will achieve a high degree of leveraged correlation. Failure to achieve a high degree of leveraged correlation may prevent the Fund from achieving its investment objective, and the percentage change of the Fund's NAV each day may differ, perhaps significantly in amount, and possibly even direction, from one and one-half times (1.5x) the percentage change of the Index on such day.

In order to achieve a high degree of leveraged correlation with the Index, the Fund seeks to rebalance its portfolio daily to keep exposure consistent with its investment objective. Being materially under- or overexposed to the Index may prevent the Fund from achieving a high degree of leveraged correlation with the Index and may expose the Fund to greater leverage risk. Market disruptions or closure, regulatory restrictions, market volatility, illiquidity in the markets for the financial instruments in which the Fund invests, and other factors will adversely affect the Fund's ability to adjust exposure to requisite levels. The target amount of portfolio exposure is impacted dynamically by the Index's movements, including intraday movements. Because of this, it is unlikely that the Fund will have perfect leveraged (1.5x) exposure during the day or at the end of each day and the likelihood of being materially under- or overexposed is higher on days when the Index is volatile, particularly when the Index is volatile at or near the close of the trading day.

A number of other factors may also adversely affect the Fund's leveraged correlation with the Index, including fees, expenses, transaction costs, financing costs associated with the use of derivatives, income items, valuation methodology, accounting standards and disruptions or illiquidity in the markets for the securities or financial instruments in which the Fund invests. The Fund may not have investment exposure to all of the securities in the Index, or its weighting of investment exposure to securities may be different from that of the Index. In addition, the Fund may invest in securities not included in the Index. The Fund may take or refrain from taking positions in order to improve tax efficiency, comply with regulatory restrictions, or for other reasons, each of which may negatively affect the Fund's correlation with the Index. The Fund may also be subject to large movements of assets into and out of the Fund, potentially resulting in the Fund being under- or overexposed to the Index and may be impacted by Index reconstitutions and Index rebalancing events. Additionally, the Fund's underlying investments and/or reference assets may trade on markets that may not be open on the same day as the Fund, which may cause a difference between the changes in the daily performance of the Fund and changes in the level of the Index. Any of these factors could decrease correlation between the performance of the Fund

and the Index and may hinder the Fund's ability to meet its daily investment objective on or around that day.

- **Rebalancing Risk** — If for any reason the Fund is unable to rebalance all or a portion of its portfolio, or if all or a portion of the portfolio is rebalanced incorrectly, the Fund's investment exposure may not be consistent with the Fund's investment objective. In these instances, the Fund may have investment exposure to the Index that is significantly greater or less than its stated multiple. As a result, the Fund may be more exposed to leverage risk than if it had been properly rebalanced and may not achieve its investment objective.
- **Counterparty Risk** — Investing in derivatives and repurchase agreements involves entering into contracts with third parties (i.e., counterparties). The use of derivatives involves risks that are different from those associated with ordinary portfolio securities transactions. The Fund will be subject to credit risk (i.e., the risk that a counterparty is or is perceived to be unwilling or unable to make timely payments or otherwise meet its contractual obligations) with respect to the amount it expects to receive from counterparties to derivatives and repurchase agreements entered into by the Fund. If a counterparty becomes bankrupt or fails to perform its obligations, or if any collateral posted by the counterparty for the benefit of the Fund is insufficient or there are delays in the Fund's ability to access such collateral, the value of an investment in the Fund may decline.
- **Semiconductors and Semiconductor Equipment Industry Risk** —The risks of investments in the industry include: intense competition, both domestically and internationally, including competition from subsidized foreign competitors with lower production costs; wide fluctuations in securities prices due to risks of rapid obsolescence of products; economic performance of the customers of semiconductor companies; their research costs and the risks that their products may not prove commercially successful; capital equipment expenditures that could be substantial and suffer from rapid obsolescence; and thin capitalization and limited product lines, markets, financial resources or personnel. The semiconductors sector may also be affected by risks that affect the broader technology sector, including: government regulation; dramatic and often unpredictable changes in growth rates and competition for qualified personnel; heavy dependence on patent and intellectual property rights, the loss or impairment of which may adversely affect profitability; and a small number of companies representing a large portion of the technology sector as a whole.
- **Equity and Market Risk** — Equity markets are volatile, and the value of securities, swaps, futures and other instruments correlated with equity markets may fluctuate dramatically from day to day. Equity markets are subject to corporate, political, regulatory, market and economic developments, as well as developments that impact specific economic sectors, industries or segments of the market. Further, stocks in the Index may underperform other equity investments. Volatility in the markets and/or market developments may cause the value of an investment in the Fund to decrease over short or long periods of time.
- **Concentration and Focused Investing** —The Index may concentrate (i.e., composed of securities that represent 25 percent or more of the value of the Index) or focus (i.e., composed of securities that represent a substantial portion of its value, but less than 25 percent) in an industry or group of industries. The Fund will allocate its investments to approximately the same extent as the Index. As a result, the Fund may be subject to greater market fluctuations than a fund that is more broadly invested across industries. Financial, economic, business, regulatory conditions, and other developments affecting issuers in a particular industry or group of industries will have a greater effect on the Fund, and if securities of the particular industry or group of industries as a group fall out of favor, the Fund could underperform, or its net asset value may be more volatile than, funds that have greater industry diversification.
- **Exposure to Large-Cap Company Investment Risk** — Although returns on investments in large-cap companies are often perceived as being less volatile than the returns of companies with smaller market capitalizations, the return on large-cap securities could trail the returns on investments in smaller and mid-sized companies for a number of reasons. For example, large-cap companies may be unable to respond quickly to new competitive challenges, such as changes in technology, and also may not be able to attain the high growth rate of successful smaller companies.
- **Natural Disaster/Epidemic Risk** — Natural or environmental disasters, such as earthquakes, fires, floods, hurricanes, tsunamis and other severe weather-related phenomena generally, and widespread disease, including pandemics and epidemics (for example, the novel coronavirus COVID-19), have been and can be highly disruptive to economies and markets and have recently led, and may continue to lead, to increased market volatility and significant market losses. Such natural disaster and health crises could exacerbate political, social, and economic risks, and result in significant breakdowns, delays, shutdowns, social isolation, and other disruptions to important global, local and regional supply chains affected, with potential corresponding results on the operating performance of the Fund and its investments. A climate of uncertainty and panic, including the contagion of infectious viruses or diseases, may adversely affect global, regional, and local economies and reduce the availability of potential investment opportunities, and increases the difficulty of performing due diligence and modeling market conditions, potentially reducing the accuracy of financial projections. Under these circumstances, the Fund may have difficulty achieving its investment objectives which may adversely impact Fund performance. Further, such events can be highly disruptive to economies and markets, significantly disrupt the operations of individual

companies (including, but not limited to, the Fund's investment advisor, third party service providers, and counterparties), sectors, industries, markets, securities and commodity exchanges, currencies, interest and inflation rates, credit ratings, investor sentiment, and other factors affecting the value of the Fund's investments. These factors can cause substantial market volatility, exchange trading suspensions and closures, changes in the availability of and the margin requirements for certain instruments, and can impact the ability of the Fund to complete redemptions and otherwise affect Fund performance and Fund trading in the secondary market. A widespread crisis would also affect the global economy in ways that cannot necessarily be foreseen. How long such events will last and whether they will continue or recur cannot be predicted. Impacts from these could have a significant impact on the Fund's performance, resulting in losses to your investment.

• **Risk that Current Assumptions and Expectations Could Become Outdated As a Result of Global Economic Shock** —

The onset of the novel coronavirus (COVID-19) has caused significant shocks to global financial markets and economies, with many governments taking extreme actions to slow and contain the spread of COVID-19. These actions have had, and likely will continue to have, a severe economic impact on global economies as economic activity in some instances has essentially ceased. Financial markets across the globe are experiencing severe distress at least equal to what was experienced during the global financial crisis in 2008. In March 2020, U.S. equity markets entered a bear market in the fastest such move in the history of U.S. financial markets. During much of 2020, the unemployment rate in the U.S. has been extremely high by historical standards. It is not possible to predict when unemployment and market conditions will return to more normal levels. The global economic shocks being experienced as of the date hereof may cause the underlying assumptions and expectations of the Fund to become outdated quickly or inaccurate, resulting in significant losses.

- **Non-Diversification Risk** — The Fund is classified as “non-diversified” under the Investment Company Act of 1940, as amended (“1940 Act”). This means it has the ability to invest a relatively high percentage of its assets in the securities of a small number of issuers or in financial instruments with a single counterparty or a few counterparties. This may increase the Fund's volatility and increase the risk that the Fund's performance will decline based on the performance of a single issuer or the credit of a single counterparty. This risk may be particularly acute if the Index is comprised of a small number of securities.

- **Index Performance Risk** — The Index maintained by a third party provider unaffiliated with the Fund or ProFund Advisors. There can be no guarantee or assurance that the methodology used by the third party provider to create the Index will result in the Fund achieving positive returns.

Further, there can be no guarantee that the methodology underlying the Index or the daily calculation of the Index will be free from error. It is also possible that the value of the Index may be subject to intentional manipulation by third-party market participants. The Index used by the Fund may underperform other asset classes and may underperform other similar indices. Each of these factors could have a negative impact on the performance of the Fund.

- **Active Investor Risk** — The Fund permits short-term trading of its securities. A significant portion of assets invested in the Fund may come from professional money managers and investors who use the Fund as part of active trading or tactical asset allocation strategies. These strategies often call for frequent trading to take advantage of anticipated changes in market conditions, which could increase portfolio turnover and may result in additional costs for the Fund. In addition, large movements of assets into and out of the Fund may have a negative impact on the Fund's ability to achieve its investment objective or maintain a consistent level of operating expenses. In certain circumstances, the Fund's expense ratio may vary from current estimates or the historical ratio disclosed in this Prospectus.
- **Early Close/Late Close/Trading Halt Risk** — An exchange or market may close early, close late or issue trading halts on specific securities or financial instruments. As a result, the ability to trade certain securities or financial instruments may be restricted, which may result in the Fund being unable to trade those and other related financial instruments at all. In these circumstances, the Fund may be unable to rebalance its portfolio, may be unable to accurately price its investments and/or may incur substantial trading losses.
- **Liquidity Risk** — In certain circumstances, such as the disruption of the orderly markets for the financial instruments in which the Fund invests, the Fund might not be able to acquire or dispose of certain holdings quickly or at prices that represent true market value in the judgment of ProFund Advisors. Markets for the financial instruments in which the Fund invests may be disrupted by a number of events, including but not limited to economic crises, political crises, health crises, natural disasters, excessive volatility, new legislation, or regulatory changes inside or outside of the U.S. For example, regulation limiting the ability of certain financial institutions to invest in certain financial instruments would likely reduce the liquidity of those instruments. These situations may prevent the Fund from limiting losses, realizing gains or achieving a high leveraged correlation with the Index.
- **Portfolio Turnover Risk** — The Fund may incur high portfolio turnover to manage the Fund's investment exposure. Additionally, active trading of the Fund's shares may cause more frequent purchase and sales activities that could, in certain circumstances, increase the number of portfolio transactions. High levels of portfolio transactions increase brokerage and other transaction costs and may result in

increased taxable capital gains. Each of these factors could have a negative impact on the performance of the Fund.

- Tax Risk** — In order to qualify for the special tax treatment accorded a regulated investment company (“RIC”) and its shareholders, the Fund must derive at least 90% of its gross income for each taxable year from “qualifying income,” meet certain asset diversification tests at the end of each taxable quarter, and meet annual distribution requirements. The Fund’s pursuit of its investment strategies will potentially be limited by the Fund’s intention to qualify for such treatment and could adversely affect the Fund’s ability to so qualify. The Fund can make certain investments, the treatment of which for these purposes is unclear. If, in any year, the Fund were to fail to qualify for the special tax treatment accorded a RIC and its shareholders, and were ineligible to or were not to cure such failure, the Fund would be taxed in the same manner as an ordinary corporation subject to U.S. federal income tax on all its income at the fund level. The resulting taxes could substantially reduce the Fund’s net assets and the amount of income available for distribution. In addition, in order to requalify for taxation as a RIC, the Fund could be required to recognize unrealized gains, pay substantial taxes and interest, and make certain distributions. Please see the Statement of Additional Information for more information.

- Valuation Risk** — In certain circumstances (e.g., if ProFund Advisors believes market quotations do not accurately reflect the fair value of an investment, or a trading halt closes an exchange or market early), ProFund Advisors may, in its sole discretion, choose to determine a fair value price as the basis for determining the market value of such investment for such day. The fair value of an investment determined by ProFund Advisors may be different from other value determinations of the same investment. Portfolio investments that are valued using techniques other than market quotations, including “fair valued” investments, may be subject to greater fluctuation in their value from one day to the next than would be the case if market quotations were used. In addition, there is no assurance that the Fund could sell a portfolio investment for the value established for it at any time, and it is possible that the Fund would incur a loss because a portfolio investment is sold at a discount to its established value.

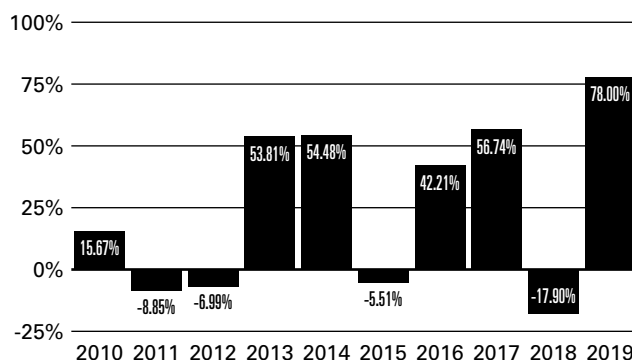
Please see “Investment Objectives, Principal Investment Strategies and Related Risks” in the Fund’s Prospectus for additional details.

Investment Results

The bar chart below shows how the Fund’s investment results for Investor Class shares have varied from year to year, and the table shows how the Fund’s average annual total returns for various periods compare with different broad measures of market performance. Performance for Service Class shares would differ to the extent their fees and expenses differ. This information provides some indication of the risks of investing in the Fund. In

addition, the Fund’s performance information reflects applicable fee waivers and/or expense limitations, if any, in effect during the periods presented. Absent such fee waivers/expense limitations, if any, performance would have been lower. Past results (before and after taxes) are not predictive of future results. Updated information on the Fund’s results can be obtained by visiting the Fund’s website (www.profund.com).

Annual Returns as of December 31



Best Quarter (ended 3/31/2019): **29.82%**

Worst Quarter (ended 12/31/2018): **-25.42%**

The year-to-date return as of the most recent quarter, which ended September 30, 2020, was 27.43%.

Average Annual Total Returns

As of December 31, 2019

	One Year	Five Years	Ten Years	Inception Date
Investor Class Shares				6/19/2000
– Before Taxes	78.00%	25.22%	21.78%	
– After Taxes on Distributions	76.69%	22.18%	20.28%	
– After Taxes on Distributions and Sale of Shares	46.61%	19.49%	18.27%	
Service Class Shares	76.17%	23.97%	20.57%	6/19/2000
S&P 500®¹	31.49%	11.70%	13.56%	
Dow Jones				
U.S. SemiconductorsSM Index¹	52.46%	19.87%	17.51%	

1 Reflects no deduction for fees, expenses or taxes. Adjusted to reflect the reinvestment of dividends paid by issuers in the Index.

Average annual total returns are shown on a before- and after-tax basis for Investor Class shares only. After-tax returns for Service Class shares will vary. After-tax returns are calculated using the historical highest individual federal marginal income tax rates and do not reflect the impact of state and local taxes. Actual after-tax returns depend on an investor’s tax situation and may differ from those shown. After-tax returns shown are not relevant to investors who hold the Fund’s shares through tax-deferred arrangements, such as a retirement account. After-tax returns may exceed the return before taxes due to a tax benefit from realizing a capital loss on a sale of shares.

Annual returns are required to be shown and should not be interpreted as suggesting that the Fund should or should not be held for longer periods of time.

Management

The Fund is advised by ProFund Advisors. Michael Neches, Senior Portfolio Manager, and Tarak Davé, Portfolio Manager, have jointly and primarily managed the Fund since October 2013 and April 2018, respectively.

Purchase and Sale of Fund Shares

The **minimum initial investment** amounts for all classes, which may be waived at the discretion of the Fund, are:

- \$5,000 for accounts that list a financial professional.
- \$15,000 for self-directed accounts.

You may purchase, redeem or exchange Fund shares on any day which the New York Stock Exchange is open for business. Depending on where your account is held, you may redeem your shares by contacting your financial professional or the Fund by mail, telephone, wire transfer or on-line (www.profund.com).

Tax Information

The Fund's distributions generally are taxable, and will be taxed as ordinary income, qualified dividend income or capital gains, unless you are investing through a tax-advantaged arrangement, such as a 401(k) plan or an individual retirement account. You may be taxed later upon withdrawal of monies from such tax-advantaged arrangements.

The Fund intends to distribute income, if any, and capital gains, if any, at least annually.

Payments to Broker-Dealers and Other Financial Intermediaries

If you purchase Fund shares through a financial intermediary, such as a broker-dealer or investment adviser, the Fund and its distributor may pay the intermediary for the sale of Fund shares and related services. These payments may create a conflict of interest by influencing the broker-dealer or other financial intermediary to recommend the Fund over another investment. Ask your financial intermediary or visit your financial intermediary's website for more information.

Important Information About the Fund

Short Nasdaq-100 ProFund (the “Fund”) seeks daily investment results, before fees and expenses, that correspond to the inverse (-1x) of the return of the Nasdaq-100[®] Index (the “Index”) for a single day, not for any other period. A “single day” is measured from the time the Fund calculates its net asset value (“NAV”) to the time of the Fund’s next NAV calculation. **The return of the Fund for periods longer than a single day will be the result of its return for each day compounded over the period. The Fund’s returns for periods longer than a single day will very likely differ in amount, and possibly even direction, from the Fund’s stated multiple (-1x) times the return of the Index for the same period. For periods longer than a single day, the Fund will lose money if the Index’s performance is flat, and it is possible that the Fund will lose money even if the level of the Index falls.** Longer holding periods, higher Index volatility, and greater inverse exposure each exacerbate the impact of compounding on an investor’s returns. During periods of higher Index volatility, the volatility of the Index may affect the Fund’s return as much as or more than the return of the Index.

The Fund presents different risks than other types of funds. The Fund may not be suitable for all investors and should be used only by knowledgeable investors who understand the consequences of seeking daily inverse (-1x) investment results, including the impact of compounding on Fund performance. Investors in the Fund should actively manage and monitor their investments, as frequently as daily. An investor in the Fund could potentially lose the full principal value of their investment within a single day.

Investment Objective

The Fund seeks daily investment results, before fees and expenses, that correspond to the inverse (-1x) of the daily performance of the Index. **The Fund does not seek to achieve its stated investment objective over a period of time greater than a single day.**

Fees and Expenses of the Fund

The table below describes the fees and expenses that you may pay if you buy, hold, and sell shares of the Fund. You may pay other fees, such as brokerage commissions and other fees to financial intermediaries, which are not reflected in the tables and examples below.

Shareholder Fees

(fees paid directly from your investment)

Wire Fee \$10

Annual Fund Operating Expenses

(expenses that you pay each year as a percentage of the value of your investment)

	Investor Class	Service Class
Investment Advisory Fees	0.75%	0.75%
Distribution and Service (12b-1) Fees	0.00%	1.00%
Other Expenses	1.26%	1.26%

Total Annual Fund Operating Expenses Before Fee Waivers and Expense Reimbursements

	2.01%	3.01%
Fee Waivers/Reimbursements ¹	-0.23%	-0.23%

Total Annual Fund Operating Expenses After Fee Waivers and Expense Reimbursements

	<u>1.78%</u>	<u>2.78%</u>
--	--------------	--------------

¹ ProFund Advisors LLC (“ProFund Advisors”) has contractually agreed to waive Investment Advisory and Management Services Fees and to reimburse Other Expenses to the extent Total Annual Fund Operating Expenses Before Fee Waivers and Expense Reimbursements, as a percentage of average daily net assets, exceed 1.78% for Investor Class shares and 2.78% for Service Class shares through November 30, 2021. After such date, the expense limitation may be terminated or revised by ProFund Advisors. Amounts waived or reimbursed in a particular contractual period may be recouped by ProFund Advisors within three years of the end of that contractual period, however, such recoupment will be limited to the lesser of any expense limitation in place at the time of recoupment or the expense limitation in place at the time of waiver or reimbursement.

Example: This example is intended to help you compare the cost of investing in the Fund with the cost of investing in other funds.

The example assumes that you invest \$10,000 in the Fund for the time periods indicated and then redeem all of your shares at the end of each period. The example also assumes that your investment has a 5% return each year and that the Fund’s operating expenses remain the same, except that the fee waiver/expense reimbursement is assumed only to pertain to the first year. Although your actual costs may be higher or lower, based on these assumptions your approximate costs would be:

	1 Year	3 Years	5 Years	10 Years
Investor Class	\$181	\$608	\$1,062	\$2,319
Service Class	\$281	\$909	\$1,562	\$3,311

The Fund pays transaction and financing costs associated with the purchase and sale of securities and derivatives. These costs are not reflected in the table or the example above.

Portfolio Turnover

The Fund pays transaction costs, such as commissions, when it buys and sells securities (or “turns over” its portfolio). A higher portfolio turnover rate may indicate higher transaction costs and may result in higher taxes when the Fund’s shares are held in a taxable account. These costs, which are not reflected in the Annual Fund Operating Expenses or in the example above, affect the Fund’s performance. During the most recent fiscal year, the Fund’s annual portfolio turnover rate was 0% of the average value of its entire portfolio. This portfolio turnover rate is calculated without regard to cash instruments or derivatives transactions. If such transactions were included, the Fund’s portfolio turnover rate would be significantly higher.

Principal Investment Strategies

The Fund invests in financial instruments that ProFund Advisors believes, in combination, should produce daily returns consistent with the Fund’s investment objective.

The Index is constructed and maintained by Nasdaq Inc. (the “Index Provider”). The Index includes 100 of the largest domestic and international non-financial companies listed on The Nasdaq Stock Market based on market capitalization. The Index reflects companies across major industry groups including computer hardware and software, telecommunications, retail/wholesale trade and biotechnology. Companies selected for inclusion are non-financial companies that meet appropriate trading volumes, adjusted market capitalization and other eligibility criteria. The Index is published under the Bloomberg ticker symbol “NDX.”

The Fund will invest principally in the financial instruments set forth below. The Fund expects that its cash balances maintained in connection with the use of financial instruments will typically be held in money market instruments.

- **Derivatives** — The Fund invests in derivatives, which are financial instruments whose value is derived from the value of an underlying asset or assets, such as stocks, bonds, funds (including exchange-traded funds (“ETFs”)), interest rates or indexes. The Fund invests in derivatives as a substitute for directly shorting stocks in order to seek returns for a single day that are inverse (-1x) to the returns of the Index for that day. These derivatives principally include:
 - **Swap Agreements** — Contracts entered into primarily with major global financial institutions for a specified period ranging from a day to more than one year. In a standard “swap” transaction, two parties agree to exchange the return (or differentials in rates of return) earned or realized on particular predetermined

investments or instruments. The gross return to be exchanged or “swapped” between the parties is calculated with respect to a “notional amount,” e.g., the return on or change in value of a particular dollar amount invested in a “basket” of securities or an ETF representing a particular index.

- **Futures Contracts** — Standardized contracts traded on, or subject to the rules of, an exchange that call for the future delivery of a specified quantity and type of asset at a specified time and place or, alternatively, may call for cash settlement.
- **Money Market Instruments** — The Fund invests in short-term cash instruments that have a remaining maturity of 397 days or less and exhibit high quality credit profiles, for example:
 - **U.S. Treasury Bills** — U.S. government securities that have initial maturities of one year or less, and are supported by the full faith and credit of the U.S. government.
 - **Repurchase Agreements** — Contracts in which a seller of securities, usually U.S. government securities or other money market instruments, agrees to buy the securities back at a specified time and price. Repurchase agreements are primarily used by the Fund as a short-term investment vehicle for cash positions.

ProFund Advisors uses a mathematical approach to investing. Using this approach, ProFund Advisors determines the type, quantity and mix of investment positions that it believes, in combination, the Fund should hold to produce daily returns consistent with the daily Fund’s investment objective. The Fund may gain inverse exposure to only a representative sample of the securities in the Index or to securities not contained in the Index or in financial instruments, with the intent of obtaining exposure with aggregate characteristics similar to those of the inverse of the single day returns of the Index. In managing the assets of the Fund, ProFund Advisors does not invest the assets of the Fund in securities or financial instruments based on ProFund Advisors’ view of the investment merit of a particular security, instrument, or company, nor does it conduct conventional investment research or analysis or forecast market movement or trends. The Fund seeks to remain fully invested at all times in securities and/or financial instruments that, in combination, provide inverse exposure to the single day returns of the Index, consistent with its investment objective, without regard to market conditions, trends or direction. The Fund seeks investment results for a single day only, measured as the time the Fund calculates its NAV to the next time the Fund calculates its NAV, and not for any other period.

The Fund seeks to engage in daily rebalancing to position its portfolio so that its exposure to the Index is consistent with the Fund’s daily investment objective. The time and manner in which the Fund rebalances its portfolio may vary from day to day at the discretion of ProFund Advisors, depending on market conditions

and other circumstances. The Index's movements during the day will affect whether the Fund's portfolio needs to be rebalanced. For example, if the Index has risen on a given day, net assets of the Fund should fall (assuming there were no shares issued). As a result, the Fund's inverse exposure will need to be decreased. Conversely, if the Index has fallen on a given day, net assets of the Fund should rise (assuming there were no share redemptions). As a result, the Fund's inverse exposure will need to be increased.

Daily rebalancing and the compounding of each day's return over time means that the return of the Fund for a period longer than a single day will be the result of each day's returns compounded over the period, which will very likely differ in amount, and possibly even direction, from the inverse (-1x) of the return of the Index for the same period. The Fund will lose money if the Index's performance is flat over time, and the Fund can lose money regardless of the performance of the Index, as a result of daily rebalancing, the Index's volatility, compounding of each day's return and other factors. See "Principal Risks" below.

The Fund will concentrate or focus its investments in a particular industry or group of industries to approximately the same extent the Index is so concentrated or focused. As of July 31, 2020, the Index was concentrated in the information technology industry group and was focused in the consumer discretionary and communication services industry groups.

Please see "Investment Objectives, Principal Investment Strategies and Related Risks" in the Fund's Prospectus for additional details.

Principal Risks

You may lose the full principal value of your investment within a single day.

The principal risks described below are intended to provide information about the factors likely to have a significant adverse impact on the Fund's returns and consequently the value of an investment in the Fund. The risks are presented in an order intended to facilitate readability and their order does not imply that the realization of one risk is more likely to occur than another risk or likely to have a greater adverse impact than another risk. While the realization of certain of the risks described herein may benefit the Fund because the Fund seeks daily investment results, before fees and expenses, that correspond to the inverse (-1x) of the daily return of the Index, such occurrences may introduce more volatility to the Fund, which could have a significant negative impact on Fund performance.

- **Risks Associated with the Use of Derivatives** — Investing in derivatives may be considered aggressive and may expose the Fund to greater risks and may result in larger losses or smaller gains than investing directly in the reference asset(s) underlying those derivatives. These risks include counterparty risk, liquidity risk and increased correlation risk. When the Fund uses derivatives, there may be imperfect correlation between the value of the reference asset(s) underlying the

derivative (e.g., the Index) and the derivative, which may prevent the Fund from achieving its investment objective. Because derivatives often require only a limited initial investment, the use of derivatives also may expose the Fund to losses in excess of those amounts initially invested. The Fund may use a combination of swaps on the Index and swaps on an ETF that is designed to track the performance of the Index. The performance of an ETF may not track the performance of the Index due to embedded costs and other factors. Thus, to the extent the Fund invests in swaps that use an ETF as the reference asset, the Fund may be subject to greater correlation risk and may not achieve as high a degree of correlation with the Index as it would if the Fund only used swaps on the Index. Moreover, with respect to the use of swap agreements, if the Index has a dramatic intraday move that causes a material decline in the Fund's net assets, the terms of a swap agreement between the Fund and its counterparty may permit the counterparty to immediately close out the transaction with the Fund. In that event, the Fund may be unable to enter into another swap agreement or invest in other derivatives to achieve the desired exposure consistent with the Fund's investment objective. This, in turn, may prevent the Fund from achieving its investment objective, even if the Index reverses all or a portion of its intraday move by the end of the day. As a result, the value of an investment in the Fund may change quickly and without warning. Any costs associated with using derivatives will also have the effect of lowering the Fund's return.

- **Leverage Risk** — Leverage increases the risk of a total loss of an investor's investment, may increase the volatility of the Fund, and may magnify any differences between the performance of the Fund and the Index.
- **Compounding Risk** — The Fund has a single day investment objective, and the Fund's performance for any other period is the result of its return for each day compounded over the period. The performance of the Fund for periods longer than a single day will very likely differ in amount, and possibly even direction, from the inverse (-1x) of the daily return of the Index for the same period, before accounting for fees and expenses. Compounding affects all investments, but has a more significant impact on an inverse fund. This effect becomes more pronounced as Index volatility and holding periods increase. Fund performance for a period longer than a single day can be estimated given any set of assumptions for the following factors: (a) Index volatility; (b) Index performance; (c) period of time; (d) financing rates associated with inverse exposure; (e) other Fund expenses; and (f) dividends or interest paid with respect to securities in the Index. The chart below illustrates the impact of two principal factors — Index volatility and Index performance — on Fund performance. The chart shows estimated Fund returns for a number of combinations of Index volatility and Index performance over a one-year period. Actual volatility, Index and Fund performance may differ significantly from the chart below. Performance shown in the chart assumes: (a) no

dividends paid with respect to securities included in the Index; (b) no Fund expenses; and (c) borrowing/lending rates (to obtain inverse exposure) of zero percent. If Fund expenses and/or actual borrowing/lending rates were reflected, the Fund's performance would be different than shown.

Areas shaded darker represent those scenarios where the Fund can be expected to return less than the inverse (-1x) of the performance of the Index.

Estimated Fund Returns

Index Performance		One Year Volatility Rate				
One Year Index	Inverse (-1x) of the One Year Index	10%	25%	50%	75%	100%
-60%	60%	147.5%	134.9%	94.7%	42.4%	-8.0%
-50%	50%	98.0%	87.9%	55.8%	14.0%	-26.4%
-40%	40%	65.0%	56.6%	29.8%	-5.0%	-38.7%
-30%	30%	41.4%	34.2%	11.3%	-18.6%	-47.4%
-20%	20%	23.8%	17.4%	-2.6%	-28.8%	-54.0%
-10%	10%	10.0%	4.4%	-13.5%	-36.7%	-59.1%
0%	0%	-1.0%	-6.1%	-22.1%	-43.0%	-63.2%
10%	-10%	-10.0%	-14.6%	-29.2%	-48.2%	-66.6%
20%	-20%	-17.5%	-21.7%	-35.1%	-52.5%	-69.3%
30%	-30%	-23.8%	-27.7%	-40.1%	-56.2%	-71.7%
40%	-40%	-29.3%	-32.9%	-44.4%	-59.3%	-73.7%
50%	-50%	-34.0%	-37.4%	-48.1%	-62.0%	-75.5%
60%	-60%	-38.1%	-41.3%	-51.3%	-64.4%	-77.0%

The foregoing table is intended to isolate the effect of Index volatility and Index performance on the return of the Fund and is not a representation of actual returns. For example, the Fund may incorrectly be expected to achieve a -20% return on a yearly basis if the Index return were 20%, absent the effects of compounding. As the table shows, with Index volatility of 50%, the Fund could be expected to return -35.1% under such a scenario. The Fund's actual returns may be significantly better or worse than the returns shown above as a result of any of the factors discussed above or in "Principal Risks — Correlation Risk" below.

The Index's annualized historical volatility rate for the five-year period ended July 31, 2020 was 22.08%. The Index's highest May to May volatility rate during the five-year period was 34.45% (July 31, 2020). The Index's annualized total return performance for the five-year period ended July 31, 2020 was 20.23%. Historical Index volatility and performance are not indications of what the Index volatility and performance will be in the future. The volatility of U.S. exchange-traded securities or instruments that reflect the value of the Index may differ from the volatility of the Index.

For additional graphs and charts demonstrating the effects of Index volatility and Index performance on the long-term performance of the Fund, see "Understanding the

Risks and Long-Term Performance of Daily Objective Funds — The Impact of Compounding" in the Fund's Prospectus and "Special Note Regarding the Correlation Risks of Geared Funds" in the Fund's Statement of Additional Information.

- **Correlation Risk** — A number of factors may affect the Fund's ability to achieve a high degree of inverse correlation with the Index, and there is no guarantee that the Fund will achieve a high degree of inverse correlation. Failure to achieve a high degree of inverse correlation may prevent the Fund from achieving its investment objective, and the percentage change of the Fund's NAV each day may differ, perhaps significantly in amount, and possibly even direction, from the inverse (-1x) of the percentage change of the Index on such day.

In order to achieve a high degree of inverse correlation with the Index, the Fund seeks to rebalance its portfolio daily to keep exposure consistent with its investment objective. Being materially under- or overexposed to the Index may prevent the Fund from achieving a high degree of inverse correlation with the Index and may expose the Fund to greater leverage risk. Market disruptions or closure, regulatory restrictions, market volatility, illiquidity in the markets for the financial instruments in which the Fund invests, and other factors will adversely affect the Fund's ability to adjust exposure to requisite levels. The target amount of portfolio exposure is impacted dynamically by the Index's movements, including intraday movements. Because of this, it is unlikely that the Fund will have perfect inverse (-1x) exposure during the day or at the end of each day and the likelihood of being materially under- or overexposed is higher on days when the Index is volatile, particularly when the Index is volatile at or near the close of the trading day.

A number of other factors may also adversely affect the Fund's inverse correlation with the Index, including fees, expenses, transaction costs, financing costs associated with the use of derivatives, income items, valuation methodology, accounting standards and disruptions or illiquidity in the markets for the securities or financial instruments in which the Fund invests. The Fund may not have investment exposure to all of the securities in the Index, or its weighting of investment exposure to securities may be different from that of the Index. In addition, the Fund may invest in securities not included in the Index. The Fund may take or refrain from taking positions in order to improve tax efficiency, comply with regulatory restrictions, or for other reasons, each of which may negatively affect the Fund's correlation with the Index. The Fund may also be subject to large movements of assets into and out of the Fund, potentially resulting in the Fund being under- or overexposed to the Index and may be impacted by Index reconstitutions and Index rebalancing events. Additionally, the Fund's underlying investments and/or reference assets may trade on markets that may not be open

on the same day as the Fund, which may cause a difference between the changes in the daily performance of the Fund and changes in the level of the Index. Any of these factors could decrease correlation between the performance of the Fund and the Index and may hinder the Fund's ability to meet its daily investment objective on or around that day.

- **Rebalancing Risk** — If for any reason the Fund is unable to rebalance all or a portion of its portfolio, or if all or a portion of the portfolio is rebalanced incorrectly, the Fund's investment exposure may not be consistent with the Fund's investment objective. In these instances, the Fund may have investment exposure to the Index that is significantly greater or less than its stated multiple. As a result, the Fund may be more exposed to leverage risk than if it had been properly rebalanced and may not achieve its investment objective.
- **Counterparty Risk** — Investing in derivatives and repurchase agreements involves entering into contracts with third parties (i.e., counterparties). The use of derivatives involves risks that are different from those associated with ordinary portfolio securities transactions. The Fund will be subject to credit risk (i.e., the risk that a counterparty is or is perceived to be unwilling or unable to make timely payments or otherwise meet its contractual obligations) with respect to the amount it expects to receive from counterparties to derivatives and repurchase agreements entered into by the Fund. If a counterparty becomes bankrupt or fails to perform its obligations, or if any collateral posted by the counterparty for the benefit of the Fund is insufficient or there are delays in the Fund's ability to access such collateral, the value of an investment in the Fund may decline.

The counterparty to a listed futures contract is the clearing organization for the listed future, which is held through a futures commission merchant ("FCM") acting on behalf of the Fund. Consequently, the counterparty risk on a listed futures contract is the creditworthiness of the FCM and the exchange's clearing corporation.

- **Short Sale Exposure Risk** — The Fund may seek inverse or "short" exposure through financial instruments, which would cause the Fund to be exposed to certain risks associated with selling short. These risks include, under certain market conditions, an increase in the volatility and decrease in the liquidity of the instruments underlying the short position, which may lower the Fund's return, result in a loss, have the effect of limiting the Fund's ability to obtain inverse exposure through financial instruments, or require the Fund to seek inverse exposure through alternative investment strategies that may be less desirable or more costly to implement. To the extent that, at any particular point in time, the instruments underlying the short position may be thinly traded or have a limited market, including due to regulatory action, the Fund may be unable to meet its investment objective due to a lack of available securities or counterparties. During such periods, the

Fund's ability to issue additional shares may be adversely affected. Obtaining inverse exposure through these instruments may be considered an aggressive investment technique. Any income, dividends or payments by the assets underlying the Fund's short positions will negatively impact the Fund.

- **Inverse Correlation Risk** — Investors will lose money when the Index rises — a result that is the opposite from traditional funds. A single day or intraday increase in the level of the Index approaching 100% may result in the total loss or almost total loss of an investor's investment, even if the Index subsequently moves lower.
- **Equity and Market Risk** — Equity markets are volatile, and the value of securities, swaps, futures and other instruments correlated with equity markets may fluctuate dramatically from day to day. Equity markets are subject to corporate, political, regulatory, market and economic developments, as well as developments that impact specific economic sectors, industries or segments of the market. Further, stocks in the Index may underperform other equity investments. Volatility in the markets and/or market developments may cause the value of an investment in the Fund to decrease over short or long periods of time.

As a fund seeking daily investment results, before fees and expenses, that correspond to the inverse (-1x) of the daily return of the Index, the value of an investment in the Fund is expected to decline when market conditions cause the level of the Index to rise.

- **Concentration and Focused Investing** — The Index may concentrate (i.e., composed of securities that represent 25 percent or more of the value of the Index) or focus (i.e., composed of securities that represent a substantial portion of its value, but less than 25 percent) in an industry or group of industries. The Fund will allocate its investments to approximately the same extent as the Index. As a result, the Fund may be subject to greater market fluctuations than a fund that is more broadly invested across industries. Financial, economic, business, regulatory conditions, and other developments affecting issuers in a particular industry or group of industries will have a greater effect on the Fund, and if securities of the particular industry or group of industries as a group fall out of favor, the Fund could underperform, or its net asset value may be more volatile than, funds that have greater industry diversification.
- **Exposure to Large-Cap Company Investment Risk** — Although returns on investments in large-cap companies are often perceived as being less volatile than the returns of companies with smaller market capitalizations, the return on large-cap securities could trail the returns on investments in smaller and mid-sized companies for a number of reasons. For example, large-cap companies may be unable to respond

quickly to new competitive challenges, such as changes in technology, and also may not be able to attain the high growth rate of successful smaller companies.

- **Natural Disaster/Epidemic Risk** — Natural or environmental disasters, such as earthquakes, fires, floods, hurricanes, tsunamis and other severe weather-related phenomena generally, and widespread disease, including pandemics and epidemics (for example, the novel coronavirus COVID-19), have been and can be highly disruptive to economies and markets and have recently led, and may continue to lead, to increased market volatility and significant market losses. Such natural disaster and health crises could exacerbate political, social, and economic risks, and result in significant breakdowns, delays, shutdowns, social isolation, and other disruptions to important global, local and regional supply chains affected, with potential corresponding results on the operating performance of the Fund and its investments. A climate of uncertainty and panic, including the contagion of infectious viruses or diseases, may adversely affect global, regional, and local economies and reduce the availability of potential investment opportunities, and increases the difficulty of performing due diligence and modeling market conditions, potentially reducing the accuracy of financial projections. Under these circumstances, the Fund may have difficulty achieving its investment objectives which may adversely impact Fund performance. Further, such events can be highly disruptive to economies and markets, significantly disrupt the operations of individual companies (including, but not limited to, the Fund's investment advisor, third party service providers, and counterparties), sectors, industries, markets, securities and commodity exchanges, currencies, interest and inflation rates, credit ratings, investor sentiment, and other factors affecting the value of the Fund's investments. These factors can cause substantial market volatility, exchange trading suspensions and closures, changes in the availability of and the margin requirements for certain instruments, and can impact the ability of the Fund to complete redemptions and otherwise affect Fund performance and Fund trading in the secondary market. A widespread crisis would also affect the global economy in ways that cannot necessarily be foreseen. How long such events will last and whether they will continue or recur cannot be predicted. Impacts from these could have a significant impact on the Fund's performance, resulting in losses to your investment.
- **Risk that Current Assumptions and Expectations Could Become Outdated As a Result of Global Economic Shock** — The onset of the novel coronavirus (COVID-19) has caused significant shocks to global financial markets and economies, with many governments taking extreme actions to slow and contain the spread of COVID-19. These actions have had, and likely will continue to have, a severe economic impact on global economies as economic activity in some instances has essentially ceased. Financial markets across the globe are experiencing severe distress at least equal to what was

experienced during the global financial crisis in 2008. In March 2020, U.S. equity markets entered a bear market in the fastest such move in the history of U.S. financial markets. During much of 2020, the unemployment rate in the U.S. has been extremely high by historical standards. It is not possible to predict when unemployment and market conditions will return to more normal levels. The global economic shocks being experienced as of the date hereof may cause the underlying assumptions and expectations of the Fund to become outdated quickly or inaccurate, resulting in significant losses.

- **Non-Diversification Risk** — The Fund is classified as “non-diversified” under the Investment Company Act of 1940, as amended (“1940 Act”). This means it has the ability to invest a relatively high percentage of its assets in the securities of a small number of issuers or in financial instruments with a single counterparty or a few counterparties. This may increase the Fund's volatility and increase the risk that the Fund's performance will decline based on the performance of a single issuer or the credit of a single counterparty.
- **Index Performance Risk** — The Index maintained by a third party provider unaffiliated with the Fund or ProFund Advisors. There can be no guarantee or assurance that the methodology used by the third party provider to create the Index will result in the Fund achieving positive returns. Further, there can be no guarantee that the methodology underlying the Index or the daily calculation of the Index will be free from error. It is also possible that the value of the Index may be subject to intentional manipulation by third-party market participants. The Index used by the Fund may underperform other asset classes and may underperform other similar indices. Each of these factors could have a negative impact on the performance of the Fund.
- **Active Investor Risk** — The Fund permits short-term trading of its securities. A significant portion of assets invested in the Fund may come from professional money managers and investors who use the Fund as part of active trading or tactical asset allocation strategies. These strategies often call for frequent trading to take advantage of anticipated changes in market conditions, which could increase portfolio turnover and may result in additional costs for the Fund. In addition, large movements of assets into and out of the Fund may have a negative impact on the Fund's ability to achieve its investment objective or maintain a consistent level of operating expenses. In certain circumstances, the Fund's expense ratio may vary from current estimates or the historical ratio disclosed in this Prospectus.
- **Early Close/Late Close/Trading Halt Risk** — An exchange or market may close early, close late or issue trading halts on specific securities or financial instruments. As a result, the ability to trade certain securities or financial instruments may be restricted, which may result in the Fund being unable to trade those and other related financial instruments at all. In these circumstances, the Fund may be unable to rebalance its

portfolio, may be unable to accurately price its investments and/or may incur substantial trading losses.

- **Liquidity Risk** — In certain circumstances, such as the disruption of the orderly markets for the financial instruments in which the Fund invests, the Fund might not be able to acquire or dispose of certain holdings quickly or at prices that represent true market value in the judgment of ProFund Advisors. Markets for the financial instruments in which the Fund invests may be disrupted by a number of events, including but not limited to economic crises, political crises, health crises, natural disasters, excessive volatility, new legislation, or regulatory changes inside or outside of the U.S. For example, regulation limiting the ability of certain financial institutions to invest in certain financial instruments would likely reduce the liquidity of those instruments. These situations may prevent the Fund from limiting losses, realizing gains or achieving a high inverse correlation with the Index.
- **Portfolio Turnover Risk** — The Fund may incur high portfolio turnover to manage the Fund's investment exposure. Additionally, active trading of the Fund's shares may cause more frequent purchase and sales activities that could, in certain circumstances, increase the number of portfolio transactions. High levels of portfolio transactions increase brokerage and other transaction costs and may result in increased taxable capital gains. Each of these factors could have a negative impact on the performance of the Fund.
- **Tax Risk** — In order to qualify for the special tax treatment accorded a regulated investment company ("RIC") and its shareholders, the Fund must derive at least 90% of its gross income for each taxable year from "qualifying income," meet certain asset diversification tests at the end of each taxable quarter, and meet annual distribution requirements. The Fund's pursuit of its investment strategies will potentially be limited by the Fund's intention to qualify for such treatment and could adversely affect the Fund's ability to so qualify. The Fund can make certain investments, the treatment of which for these purposes is unclear. If, in any year, the Fund were to fail to qualify for the special tax treatment accorded a RIC and its shareholders, and were ineligible to or were not to cure such failure, the Fund would be taxed in the same manner as

an ordinary corporation subject to U.S. federal income tax on all its income at the fund level. The resulting taxes could substantially reduce the Fund's net assets and the amount of income available for distribution. In addition, in order to requalify for taxation as a RIC, the Fund could be required to recognize unrealized gains, pay substantial taxes and interest, and make certain distributions. Please see the Statement of Additional Information for more information.

- **Valuation Risk** — In certain circumstances (e.g., if ProFund Advisors believes market quotations do not accurately reflect the fair value of an investment, or a trading halt closes an exchange or market early), ProFund Advisors may, in its sole discretion, choose to determine a fair value price as the basis for determining the market value of such investment for such day. The fair value of an investment determined by ProFund Advisors may be different from other value determinations of the same investment. Portfolio investments that are valued using techniques other than market quotations, including "fair valued" investments, may be subject to greater fluctuation in their value from one day to the next than would be the case if market quotations were used. In addition, there is no assurance that the Fund could sell a portfolio investment for the value established for it at any time, and it is possible that the Fund would incur a loss because a portfolio investment is sold at a discount to its established value.

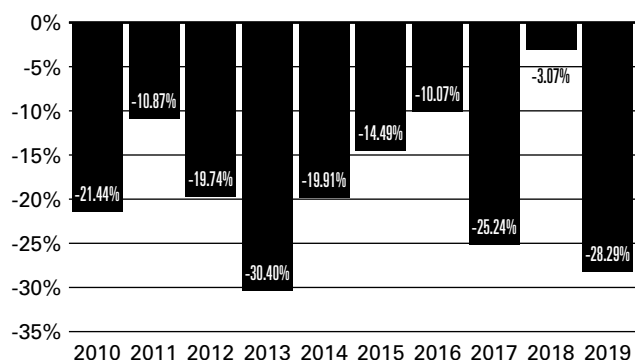
Please see "Investment Objectives, Principal Investment Strategies and Related Risks" in the Fund's Prospectus for additional details.

Investment Results

The bar chart below shows how the Fund's investment results for Investor Class shares have varied from year to year, and the table shows how the Fund's average annual total returns for various periods compare with a broad measure of market performance. Performance for Service Class shares would differ to the extent their fees and expenses differ. This information provides some indication of the risks of investing in the Fund. In addition, the Fund's performance information reflects applicable fee waivers and/or expense limitations, if any, in effect during the periods presented. Absent such fee waivers/expense limitations, if any, performance would have been lower. Past results (before and

after taxes) are not predictive of future results. Updated information on the Fund's results can be obtained by visiting the Fund's website (www.profund.com).

Annual Returns as of December 31



Best Quarter (ended 12/31/2018): **17.87%**

Worst Quarter (ended 3/31/2012): **-18.42%**

The year-to-date return as of the most recent quarter, which ended September 30, 2020, was -34.23%.

Average Annual Total Returns

As of December 31, 2019

	One Year	Five Years	Ten Years	Inception Date
Investor Class Shares				5/1/2002
– Before Taxes	-28.29%	-16.76%	-18.76%	
– After Taxes on Distributions	-28.38%	-16.78%	-18.77%	
– After Taxes on Distributions and Sale of Shares	-16.75%	-11.52%	-10.40%	
Service Class Shares	-28.95%	-17.54%	-19.56%	5/1/2002
Nasdaq-100® Index¹	39.46%	16.91%	18.07%	

1 Reflects no deduction for fees, expenses or taxes. Adjusted to reflect the reinvestment of dividends paid by issuers in the Index.

Average annual total returns are shown on a before- and after-tax basis for Investor Class shares only. After-tax returns for Service Class shares will vary. After-tax returns are calculated using the historical highest individual federal marginal income tax rates and do not reflect the impact of state and local taxes. Actual after-tax returns depend on an investor's tax situation and may differ from those shown. After-tax returns shown are not relevant to investors who hold the Fund's shares through tax-deferred arrangements, such as a retirement account. After-tax returns

may exceed the return before taxes due to a tax benefit from realizing a capital loss on a sale of shares.

Annual returns are required to be shown and should not be interpreted as suggesting that the Fund should or should not be held for longer periods of time.

Management

The Fund is advised by ProFund Advisors. Michael Neches, Senior Portfolio Manager, and Devin Sullivan, Portfolio Manager, have jointly and primarily managed the Fund since October 2013 and April 2018, respectively.

Purchase and Sale of Fund Shares

The **minimum initial investment** amounts for all classes, which may be waived at the discretion of the Fund, are:

- \$5,000 for accounts that list a financial professional.
- \$15,000 for self-directed accounts.

You may purchase, redeem or exchange Fund shares on any day which the New York Stock Exchange is open for business. Depending on where your account is held, you may redeem your shares by contacting your financial professional or the Fund by mail, telephone, wire transfer or on-line (www.profund.com).

Tax Information

The Fund's distributions generally are taxable, and will be taxed as ordinary income, qualified dividend income or capital gains, unless you are investing through a tax-advantaged arrangement, such as a 401(k) plan or an individual retirement account. You may be taxed later upon withdrawal of monies from such tax-advantaged arrangements.

The Fund intends to distribute income, if any, and capital gains, if any, at least annually.

Payments to Broker-Dealers and Other Financial Intermediaries

If you purchase Fund shares through a financial intermediary, such as a broker-dealer or investment adviser, the Fund and its distributor may pay the intermediary for the sale of Fund shares and related services. These payments may create a conflict of interest by influencing the broker-dealer or other financial intermediary to recommend the Fund over another investment. Ask your financial intermediary or visit your financial intermediary's website for more information.

Important Information About the Fund

Short Oil & Gas ProFund (the “Fund”) seeks daily investment results, before fees and expenses, that correspond to the inverse (-1x) of the return of the Dow Jones U.S. Oil & GasSM Index (the “Index”) **for a single day**, not for any other period. A “single day” is measured from the time the Fund calculates its net asset value (“NAV”) to the time of the Fund’s next NAV calculation. **The return of the Fund for periods longer than a single day will be the result of its return for each day compounded over the period.** The Fund’s returns for periods longer than a single day will very likely differ in amount, and possibly even direction, from the Fund’s stated multiple (-1x) times the return of the Index for the same period. For periods longer than a single day, the Fund will lose money if the Index’s performance is flat, and it is possible that the Fund will lose money even if the level of the Index falls. Longer holding periods, higher Index volatility, and greater inverse exposure each exacerbate the impact of compounding on an investor’s returns. During periods of higher Index volatility, the volatility of the Index may affect the Fund’s return as much as or more than the return of the Index.

The Fund presents different risks than other types of funds. The Fund may not be suitable for all investors and should be used only by knowledgeable investors who understand the consequences of seeking daily inverse (-1x) investment results, including the impact of compounding on Fund performance. Investors in the Fund should actively manage and monitor their investments, as frequently as daily. An investor in the Fund could potentially lose the full principal value of their investment within a single day.

Investment Objective

The Fund seeks daily investment results, before fees and expenses, that correspond to the inverse (-1x) of the daily performance of the Index. **The Fund does not seek to achieve its stated investment objective over a period of time greater than a single day.**

Fees and Expenses of the Fund

The table below describes the fees and expenses that you may pay if you buy, hold, and sell shares of the Fund. You may pay other fees, such as brokerage commissions and other fees to financial intermediaries, which are not reflected in the tables and examples below.

Shareholder Fees

(fees paid directly from your investment)

Wire Fee \$10

Annual Fund Operating Expenses

(expenses that you pay each year as a percentage of the value of your investment)

	Investor Class	Service Class
Investment Advisory Fees	0.75%	0.75%
Distribution and Service (12b-1) Fees	0.00%	1.00%
Other Expenses	2.09%	2.09%

Total Annual Fund Operating Expenses Before Fee Waivers and Expense Reimbursements

	2.84%	3.84%
Fee Waivers/Reimbursements ¹	-1.06%	-1.06%

Total Annual Fund Operating Expenses After Fee Waivers and Expense Reimbursements

1.78%	2.78%
--------------	--------------

¹ ProFund Advisors LLC (“ProFund Advisors”) has contractually agreed to waive Investment Advisory and Management Services Fees and to reimburse Other Expenses to the extent Total Annual Fund Operating Expenses Before Fee Waivers and Expense Reimbursements, as a percentage of average daily net assets, exceed 1.78% for Investor Class shares and 2.78% for Service Class shares through November 30, 2021. After such date, the expense limitation may be terminated or revised by ProFund Advisors. Amounts waived or reimbursed in a particular contractual period may be recouped by ProFund Advisors within three years of the end of that contractual period, however, such recoupment will be limited to the lesser of any expense limitation in place at the time of recoupment or the expense limitation in place at the time of waiver or reimbursement.

Example: This example is intended to help you compare the cost of investing in the Fund with the cost of investing in other funds.

The example assumes that you invest \$10,000 in the Fund for the time periods indicated and then redeem all of your shares at the end of each period. The example also assumes that your investment has a 5% return each year and that the Fund’s operating expenses remain the same, except that the fee waiver/expense reimbursement is assumed only to pertain to the first year. Although your actual costs may be higher or lower, based on these assumptions your approximate costs would be:

	1 Year	3 Years	5 Years	10 Years
Investor Class	\$181	\$780	\$1,405	\$3,090
Service Class	\$281	\$1,075	\$1,888	\$4,004

The Fund pays transaction and financing costs associated with the purchase and sale of securities and derivatives. These costs are not reflected in the table or the example above.

Portfolio Turnover

The Fund pays transaction costs, such as commissions, when it buys and sells securities (or “turns over” its portfolio). A higher portfolio turnover rate may indicate higher transaction costs and may result in higher taxes when the Fund’s shares are held in a taxable account. These costs, which are not reflected in the Annual Fund Operating Expenses or in the example above, affect the Fund’s performance. During the most recent fiscal year, the Fund’s annual portfolio turnover rate was 0% of the average value of its entire portfolio. This portfolio turnover rate is calculated without regard to cash instruments or derivatives transactions. If such transactions were included, the Fund’s portfolio turnover rate would be significantly higher.

Principal Investment Strategies

The Fund invests in financial instruments that ProFund Advisors believes, in combination, should produce daily returns consistent with the Fund’s investment objective.

The Index is constructed and maintained by S&P Dow Jones Indices LLC. The Index seeks to measure the performance of certain companies in the oil and gas sector of the U.S. equity market. Component companies typically are engaged in the following activities related to the oil and gas sector, among others, exploration and production, integrated oil and gas, oil equipment and services, pipelines, renewable energy equipment companies and alternative fuel producers. The Index is published under the Bloomberg ticker symbol “DJUSEN.”

The Fund will invest principally in the financial instruments set forth below. The Fund expects that its cash balances maintained in connection with the use of financial instruments will typically be held in money market instruments.

- **Derivatives** — The Fund invests in derivatives, which are financial instruments whose value is derived from the value of an underlying asset or assets, such as stocks, bonds, funds (including exchange-traded funds (“ETFs”)), interest rates or indexes. The Fund invests in derivatives as a substitute for directly shorting stocks in order to seek returns for a single day that are inverse (-1x) to the returns of the Index for that day. These derivatives principally include:
 - **Swap Agreements** — Contracts entered into primarily with major global financial institutions for a specified period ranging from a day to more than one year. In a standard “swap” transaction, two parties agree to exchange the return (or differentials in rates of return) earned or realized on particular predetermined investments or instruments. The gross return to be exchanged or “swapped” between the parties is calculated with respect to a “notional amount,” e.g., the return on or change in value of a particular dollar amount invested in a “basket” of securities or an ETF representing a particular index.
- **Money Market Instruments** — The Fund invests in short-term cash instruments that have a remaining maturity of 397

days or less and exhibit high quality credit profiles, for example:

- **U.S. Treasury Bills** — U.S. government securities that have initial maturities of one year or less, and are supported by the full faith and credit of the U.S. government.
- **Repurchase Agreements** — Contracts in which a seller of securities, usually U.S. government securities or other money market instruments, agrees to buy the securities back at a specified time and price. Repurchase agreements are primarily used by the Fund as a short-term investment vehicle for cash positions.

ProFund Advisors uses a mathematical approach to investing. Using this approach, ProFund Advisors determines the type, quantity and mix of investment positions that it believes, in combination, the Fund should hold to produce daily returns consistent with the daily Fund’s investment objective. The Fund may gain inverse exposure to only a representative sample of the securities in the Index or to securities not contained in the Index or in financial instruments, with the intent of obtaining exposure with aggregate characteristics similar to those of the inverse of the single day returns of the Index. In managing the assets of the Fund, ProFund Advisors does not invest the assets of the Fund in securities or financial instruments based on ProFund Advisors’ view of the investment merit of a particular security, instrument, or company, nor does it conduct conventional investment research or analysis or forecast market movement or trends. The Fund seeks to remain fully invested at all times in securities and/or financial instruments that, in combination, provide inverse exposure to the single day returns of the Index, consistent with its investment objective, without regard to market conditions, trends or direction. The Fund seeks investment results for a single day only, measured as the time the Fund calculates its NAV to the next time the Fund calculates its NAV, and not for any other period.

The Fund seeks to engage in daily rebalancing to position its portfolio so that its exposure to the Index is consistent with the Fund’s daily investment objective. The time and manner in which the Fund rebalances its portfolio may vary from day to day at the discretion of ProFund Advisors, depending on market conditions and other circumstances. The Index’s movements during the day will affect whether the Fund’s portfolio needs to be rebalanced. For example, if the Index has risen on a given day, net assets of the Fund should fall (assuming there were no shares issued). As a result, the Fund’s inverse exposure will need to be decreased. Conversely, if the Index has fallen on a given day, net assets of the Fund should rise (assuming there were no share redemptions). As a result, the Fund’s inverse exposure will need to be increased.

Daily rebalancing and the compounding of each day’s return over time means that the return of the Fund for a period longer than a single day will be the result of each day’s

returns compounded over the period, which will very likely differ in amount, and possibly even direction, from the inverse (-1x) of the return of the Index for the same period. The Fund will lose money if the Index's performance is flat over time, and the Fund can lose money regardless of the performance of the Index, as a result of daily rebalancing, the Index's volatility, compounding of each day's return and other factors. See "Principal Risks" below.

The Fund will concentrate or focus its investments in a particular industry or group of industries to approximately the same extent the Index is so concentrated or focused. As of July 31, 2020, the Index was concentrated in the energy industry group.

Please see "Investment Objectives, Principal Investment Strategies and Related Risks" in the Fund's Prospectus for additional details.

Principal Risks

You may lose the full principal value of your investment within a single day.

The principal risks described below are intended to provide information about the factors likely to have a significant adverse impact on the Fund's returns and consequently the value of an investment in the Fund. The risks are presented in an order intended to facilitate readability and their order does not imply that the realization of one risk is more likely to occur than another risk or likely to have a greater adverse impact than another risk. While the realization of certain of the risks described herein may benefit the Fund because the Fund seeks daily investment results, before fees and expenses, that correspond to the inverse (-1x) of the daily return of the Index, such occurrences may introduce more volatility to the Fund, which could have a significant negative impact on Fund performance.

- **Risks Associated with the Use of Derivatives** — Investing in derivatives may be considered aggressive and may expose the Fund to greater risks and may result in larger losses or smaller gains than investing directly in the reference asset(s) underlying those derivatives. These risks include counterparty risk, liquidity risk and increased correlation risk. When the Fund uses derivatives, there may be imperfect correlation between the value of the reference asset(s) underlying the derivative (e.g., the Index) and the derivative, which may prevent the Fund from achieving its investment objective. Because derivatives often require only a limited initial investment, the use of derivatives also may expose the Fund to losses in excess of those amounts initially invested. The Fund may use a combination of swaps on the Index and swaps on an ETF that is designed to track the performance of the Index. The performance of an ETF may not track the performance of the Index due to embedded costs and other factors. Thus, to

the extent the Fund invests in swaps that use an ETF as the reference asset, the Fund may be subject to greater correlation risk and may not achieve as high a degree of correlation with the Index as it would if the Fund only used swaps on the Index. Moreover, with respect to the use of swap agreements, if the Index has a dramatic intraday move that causes a material decline in the Fund's net assets, the terms of a swap agreement between the Fund and its counterparty may permit the counterparty to immediately close out the transaction with the Fund. In that event, the Fund may be unable to enter into another swap agreement or invest in other derivatives to achieve the desired exposure consistent with the Fund's investment objective. This, in turn, may prevent the Fund from achieving its investment objective, even if the Index reverses all or a portion of its intraday move by the end of the day. As a result, the value of an investment in the Fund may change quickly and without warning. Any costs associated with using derivatives will also have the effect of lowering the Fund's return.

- **Leverage Risk** — Leverage increases the risk of a total loss of an investor's investment, may increase the volatility of the Fund, and may magnify any differences between the performance of the Fund and the Index.
- **Compounding Risk** — The Fund has a single day investment objective, and the Fund's performance for any other period is the result of its return for each day compounded over the period. The performance of the Fund for periods longer than a single day will very likely differ in amount, and possibly even direction, from the inverse (-1x) of the daily return of the Index for the same period, before accounting for fees and expenses. Compounding affects all investments, but has a more significant impact on an inverse fund. This effect becomes more pronounced as Index volatility and holding periods increase. Fund performance for a period longer than a single day can be estimated given any set of assumptions for the following factors: (a) Index volatility; (b) Index performance; (c) period of time; (d) financing rates associated with inverse exposure; (e) other Fund expenses; and (f) dividends or interest paid with respect to securities in the Index. The chart below illustrates the impact of two principal factors — Index volatility and Index performance — on Fund performance. The chart shows estimated Fund returns for a number of combinations of Index volatility and Index performance over a one-year period. Actual volatility, Index and Fund performance may differ significantly from the chart below. Performance shown in the chart assumes: (a) no dividends paid with respect to securities included in the Index; (b) no Fund expenses; and (c) borrowing/lending rates (to obtain inverse exposure) of zero percent. If Fund

expenses and/or actual borrowing/lending rates were reflected, the Fund's performance would be different than shown.

Areas shaded darker represent those scenarios where the Fund can be expected to return less than the inverse (-1x) of the performance of the Index.

Estimated Fund Returns

Index Performance		One Year Volatility Rate				
One Year Index	Inverse (-1x) of the One Year Index	10%	25%	50%	75%	100%
-60%	60%	147.5%	134.9%	94.7%	42.4%	-8.0%
-50%	50%	98.0%	87.9%	55.8%	14.0%	-26.4%
-40%	40%	65.0%	56.6%	29.8%	-5.0%	-38.7%
-30%	30%	41.4%	34.2%	11.3%	-18.6%	-47.4%
-20%	20%	23.8%	17.4%	-2.6%	-28.8%	-54.0%
-10%	10%	10.0%	4.4%	-13.5%	-36.7%	-59.1%
0%	0%	-1.0%	-6.1%	-22.1%	-43.0%	-63.2%
10%	-10%	-10.0%	-14.6%	-29.2%	-48.2%	-66.6%
20%	-20%	-17.5%	-21.7%	-35.1%	-52.5%	-69.3%
30%	-30%	-23.8%	-27.7%	-40.1%	-56.2%	-71.7%
40%	-40%	-29.3%	-32.9%	-44.4%	-59.3%	-73.7%
50%	-50%	-34.0%	-37.4%	-48.1%	-62.0%	-75.5%
60%	-60%	-38.1%	-41.3%	-51.3%	-64.4%	-77.0%

The foregoing table is intended to isolate the effect of Index volatility and Index performance on the return of the Fund and is not a representation of actual returns. For example, the Fund may incorrectly be expected to achieve a -20% return on a yearly basis if the Index return were 20%, absent the effects of compounding. As the table shows, with Index volatility of 50%, the Fund could be expected to return -35.1% under such a scenario. The Fund's actual returns may be significantly better or worse than the returns shown above as a result of any of the factors discussed above or in "Principal Risks — Correlation Risk" below.

The Index's annualized historical volatility rate for the five-year period ended July 31, 2020 was 32.01%. The Index's highest May to May volatility rate during the five-year period was 56.37% (July 31, 2020). The Index's annualized total return performance for the five-year period ended July 31, 2020 was -9.59%. Historical Index volatility and performance are not indications of what the Index volatility and performance will be in the future. The volatility of U.S. exchange-traded securities or instruments that reflect the value of the Index may differ from the volatility of the Index.

For additional graphs and charts demonstrating the effects of Index volatility and Index performance on the long-term performance of the Fund, see "Understanding the Risks and Long-Term Performance of Daily Objective Funds — The Impact of Compounding" in the Fund's Prospectus and "Special Note Regarding the Correlation

Risks of Geared Funds" in the Fund's Statement of Additional Information.

- **Correlation Risk** — A number of factors may affect the Fund's ability to achieve a high degree of inverse correlation with the Index, and there is no guarantee that the Fund will achieve a high degree of inverse correlation. Failure to achieve a high degree of inverse correlation may prevent the Fund from achieving its investment objective, and the percentage change of the Fund's NAV each day may differ, perhaps significantly in amount, and possibly even direction, from the inverse (-1x) of the percentage change of the Index on such day.

In order to achieve a high degree of inverse correlation with the Index, the Fund seeks to rebalance its portfolio daily to keep exposure consistent with its investment objective. Being materially under- or overexposed to the Index may prevent the Fund from achieving a high degree of inverse correlation with the Index and may expose the Fund to greater leverage risk. Market disruptions or closure, regulatory restrictions, market volatility, illiquidity in the markets for the financial instruments in which the Fund invests, and other factors will adversely affect the Fund's ability to adjust exposure to requisite levels. The target amount of portfolio exposure is impacted dynamically by the Index's movements, including intraday movements. Because of this, it is unlikely that the Fund will have perfect inverse (-1x) exposure during the day or at the end of each day and the likelihood of being materially under- or overexposed is higher on days when the Index is volatile, particularly when the Index is volatile at or near the close of the trading day.

A number of other factors may also adversely affect the Fund's inverse correlation with the Index, including fees, expenses, transaction costs, financing costs associated with the use of derivatives, income items, valuation methodology, accounting standards and disruptions or illiquidity in the markets for the securities or financial instruments in which the Fund invests. The Fund may not have investment exposure to all of the securities in the Index, or its weighting of investment exposure to securities may be different from that of the Index. In addition, the Fund may invest in securities not included in the Index. The Fund may take or refrain from taking positions in order to improve tax efficiency, comply with regulatory restrictions, or for other reasons, each of which may negatively affect the Fund's correlation with the Index. The Fund may also be subject to large movements of assets into and out of the Fund, potentially resulting in the Fund being under- or overexposed to the Index and may be impacted by Index reconstitutions and Index rebalancing events. Additionally, the Fund's underlying investments and/or reference assets may trade on markets that may not be open on the same day as the Fund, which may cause a difference between the changes in the daily performance of the Fund and changes in the level of the Index. Any of these factors could

decrease correlation between the performance of the Fund and the Index and may hinder the Fund's ability to meet its daily investment objective on or around that day.

- **Rebalancing Risk** — If for any reason the Fund is unable to rebalance all or a portion of its portfolio, or if all or a portion of the portfolio is rebalanced incorrectly, the Fund's investment exposure may not be consistent with the Fund's investment objective. In these instances, the Fund may have investment exposure to the Index that is significantly greater or less than its stated multiple. As a result, the Fund may be more exposed to leverage risk than if it had been properly rebalanced and may not achieve its investment objective.
- **Counterparty Risk** — Investing in derivatives and repurchase agreements involves entering into contracts with third parties (i.e., counterparties). The use of derivatives involves risks that are different from those associated with ordinary portfolio securities transactions. The Fund will be subject to credit risk (i.e., the risk that a counterparty is or is perceived to be unwilling or unable to make timely payments or otherwise meet its contractual obligations) with respect to the amount it expects to receive from counterparties to derivatives and repurchase agreements entered into by the Fund. If a counterparty becomes bankrupt or fails to perform its obligations, or if any collateral posted by the counterparty for the benefit of the Fund is insufficient or there are delays in the Fund's ability to access such collateral, the value of an investment in the Fund may decline.
- **Short Sale Exposure Risk** — The Fund may seek inverse or "short" exposure through financial instruments, which would cause the Fund to be exposed to certain risks associated with selling short. These risks include, under certain market conditions, an increase in the volatility and decrease in the liquidity of the instruments underlying the short position, which may lower the Fund's return, result in a loss, have the effect of limiting the Fund's ability to obtain inverse exposure through financial instruments, or require the Fund to seek inverse exposure through alternative investment strategies that may be less desirable or more costly to implement. To the extent that, at any particular point in time, the instruments underlying the short position may be thinly traded or have a limited market, including due to regulatory action, the Fund may be unable to meet its investment objective due to a lack of available securities or counterparties. During such periods, the Fund's ability to issue additional shares may be adversely affected. Obtaining inverse exposure through these instruments may be considered an aggressive investment technique. Any income, dividends or payments by the assets underlying the Fund's short positions will negatively impact the Fund.
- **Inverse Correlation Risk** — Investors will lose money when the Index rises — a result that is the opposite from traditional funds. A single day or intraday increase in the level of the Index approaching 100% may result in the total loss or almost

total loss of an investor's investment, even if the Index subsequently moves lower.

- **Energy Industry Risk** — The risks of investments in the industry include: effects on profitability from changes in worldwide energy prices and exploration, and production spending; adverse effects from changes in exchange rates, government regulation, world events, international conflicts or threat of conflicts and economic conditions; market, economic and political risks of the countries where energy companies are located or do business; the fact that the value of regulated utility debt instruments (and, to a lesser extent, equity securities) tends to have an inverse relationship to the movement of interest rates; and risk for environmental damage claims. The energy industry has recently experienced significant volatility due to dramatic changes in the prices of energy commodities, and it is possible that such volatility will continue in the future.
- **Equity and Market Risk** — Equity markets are volatile, and the value of securities, swaps, futures and other instruments correlated with equity markets may fluctuate dramatically from day to day. Equity markets are subject to corporate, political, regulatory, market and economic developments, as well as developments that impact specific economic sectors, industries or segments of the market. Further, stocks in the Index may underperform other equity investments. Volatility in the markets and/or market developments may cause the value of an investment in the Fund to decrease over short or long periods of time.

As a fund seeking daily investment results, before fees and expenses, that correspond to the inverse (-1x) of the daily return of the Index, the value of an investment in the Fund is expected to decline when market conditions cause the level of the Index to rise.
- **Concentration and Focused Investing** — The Index may concentrate (i.e., composed of securities that represent 25 percent or more of the value of the Index) or focus (i.e., composed of securities that represent a substantial portion of its value, but less than 25 percent) in an industry or group of industries. The Fund will allocate its investments to approximately the same extent as the Index. As a result, the Fund may be subject to greater market fluctuations than a fund that is more broadly invested across industries. Financial, economic, business, regulatory conditions, and other developments affecting issuers in a particular industry or group of industries will have a greater effect on the Fund, and if securities of the particular industry or group of industries as a group fall out of favor, the Fund could underperform, or its net asset value may be more volatile than, funds that have greater industry diversification.
- **Exposure to Large-Cap Company Investment Risk** — Although returns on investments in large-cap companies are often perceived as being less volatile than the returns of

companies with smaller market capitalizations, the return on large-cap securities could trail the returns on investments in smaller and mid-sized companies for a number of reasons. For example, large-cap companies may be unable to respond quickly to new competitive challenges, such as changes in technology, and also may not be able to attain the high growth rate of successful smaller companies.

- **Natural Disaster/Epidemic Risk** — Natural or environmental disasters, such as earthquakes, fires, floods, hurricanes, tsunamis and other severe weather-related phenomena generally, and widespread disease, including pandemics and epidemics (for example, the novel coronavirus COVID-19), have been and can be highly disruptive to economies and markets and have recently led, and may continue to lead, to increased market volatility and significant market losses. Such natural disaster and health crises could exacerbate political, social, and economic risks, and result in significant breakdowns, delays, shutdowns, social isolation, and other disruptions to important global, local and regional supply chains affected, with potential corresponding results on the operating performance of the Fund and its investments. A climate of uncertainty and panic, including the contagion of infectious viruses or diseases, may adversely affect global, regional, and local economies and reduce the availability of potential investment opportunities, and increases the difficulty of performing due diligence and modeling market conditions, potentially reducing the accuracy of financial projections. Under these circumstances, the Fund may have difficulty achieving its investment objectives which may adversely impact Fund performance. Further, such events can be highly disruptive to economies and markets, significantly disrupt the operations of individual companies (including, but not limited to, the Fund's investment advisor, third party service providers, and counterparties), sectors, industries, markets, securities and commodity exchanges, currencies, interest and inflation rates, credit ratings, investor sentiment, and other factors affecting the value of the Fund's investments. These factors can cause substantial market volatility, exchange trading suspensions and closures, changes in the availability of and the margin requirements for certain instruments, and can impact the ability of the Fund to complete redemptions and otherwise affect Fund performance and Fund trading in the secondary market. A widespread crisis would also affect the global economy in ways that cannot necessarily be foreseen. How long such events will last and whether they will continue or recur cannot be predicted. Impacts from these could have a significant impact on the Fund's performance, resulting in losses to your investment.
- **Risk that Current Assumptions and Expectations Could Become Outdated As a Result of Global Economic Shock** — The onset of the novel coronavirus (COVID-19) has caused significant shocks to global financial markets and economies, with many governments taking extreme actions to slow and contain the spread of COVID-19. These actions have had, and

likely will continue to have, a severe economic impact on global economies as economic activity in some instances has essentially ceased. Financial markets across the globe are experiencing severe distress at least equal to what was experienced during the global financial crisis in 2008. In March 2020, U.S. equity markets entered a bear market in the fastest such move in the history of U.S. financial markets. During much of 2020, the unemployment rate in the U.S. has been extremely high by historical standards. It is not possible to predict when unemployment and market conditions will return to more normal levels. The global economic shocks being experienced as of the date hereof may cause the underlying assumptions and expectations of the Fund to become outdated quickly or inaccurate, resulting in significant losses.

- **Non-Diversification Risk** — The Fund is classified as “non-diversified” under the Investment Company Act of 1940, as amended (“1940 Act”). This means it has the ability to invest a relatively high percentage of its assets in the securities of a small number of issuers or in financial instruments with a single counterparty or a few counterparties. This may increase the Fund's volatility and increase the risk that the Fund's performance will decline based on the performance of a single issuer or the credit of a single counterparty.
- **Index Performance Risk** — The Index maintained by a third party provider unaffiliated with the Fund or ProFund Advisors. There can be no guarantee or assurance that the methodology used by the third party provider to create the Index will result in the Fund achieving positive returns. Further, there can be no guarantee that the methodology underlying the Index or the daily calculation of the Index will be free from error. It is also possible that the value of the Index may be subject to intentional manipulation by third-party market participants. The Index used by the Fund may underperform other asset classes and may underperform other similar indices. Each of these factors could have a negative impact on the performance of the Fund.
- **Active Investor Risk** — The Fund permits short-term trading of its securities. A significant portion of assets invested in the Fund may come from professional money managers and investors who use the Fund as part of active trading or tactical asset allocation strategies. These strategies often call for frequent trading to take advantage of anticipated changes in market conditions, which could increase portfolio turnover and may result in additional costs for the Fund. In addition, large movements of assets into and out of the Fund may have a negative impact on the Fund's ability to achieve its investment objective or maintain a consistent level of operating expenses. In certain circumstances, the Fund's expense ratio may vary from current estimates or the historical ratio disclosed in this Prospectus.
- **Early Close/Late Close/Trading Halt Risk** — An exchange or market may close early, close late or issue trading halts on specific securities or financial instruments. As a result, the

ability to trade certain securities or financial instruments may be restricted, which may result in the Fund being unable to trade those and other related financial instruments at all. In these circumstances, the Fund may be unable to rebalance its portfolio, may be unable to accurately price its investments and/or may incur substantial trading losses.

- **Liquidity Risk** — In certain circumstances, such as the disruption of the orderly markets for the financial instruments in which the Fund invests, the Fund might not be able to acquire or dispose of certain holdings quickly or at prices that represent true market value in the judgment of ProFund Advisors. Markets for the financial instruments in which the Fund invests may be disrupted by a number of events, including but not limited to economic crises, political crises, health crises, natural disasters, excessive volatility, new legislation, or regulatory changes inside or outside of the U.S. For example, regulation limiting the ability of certain financial institutions to invest in certain financial instruments would likely reduce the liquidity of those instruments. These situations may prevent the Fund from limiting losses, realizing gains or achieving a high inverse correlation with the Index.
- **Portfolio Turnover Risk** — The Fund may incur high portfolio turnover to manage the Fund's investment exposure. Additionally, active trading of the Fund's shares may cause more frequent purchase and sales activities that could, in certain circumstances, increase the number of portfolio transactions. High levels of portfolio transactions increase brokerage and other transaction costs and may result in increased taxable capital gains. Each of these factors could have a negative impact on the performance of the Fund.
- **Tax Risk** — In order to qualify for the special tax treatment accorded a regulated investment company ("RIC") and its shareholders, the Fund must derive at least 90% of its gross income for each taxable year from "qualifying income," meet certain asset diversification tests at the end of each taxable quarter, and meet annual distribution requirements. The Fund's pursuit of its investment strategies will potentially be limited by the Fund's intention to qualify for such treatment and could adversely affect the Fund's ability to so qualify. The Fund can make certain investments, the treatment of which for these purposes is unclear. If, in any year, the Fund were to fail to qualify for the special tax treatment accorded a RIC and

its shareholders, and were ineligible to or were not to cure such failure, the Fund would be taxed in the same manner as an ordinary corporation subject to U.S. federal income tax on all its income at the fund level. The resulting taxes could substantially reduce the Fund's net assets and the amount of income available for distribution. In addition, in order to requalify for taxation as a RIC, the Fund could be required to recognize unrealized gains, pay substantial taxes and interest, and make certain distributions. Please see the Statement of Additional Information for more information.

- **Valuation Risk** — In certain circumstances (e.g., if ProFund Advisors believes market quotations do not accurately reflect the fair value of an investment, or a trading halt closes an exchange or market early), ProFund Advisors may, in its sole discretion, choose to determine a fair value price as the basis for determining the market value of such investment for such day. The fair value of an investment determined by ProFund Advisors may be different from other value determinations of the same investment. Portfolio investments that are valued using techniques other than market quotations, including "fair valued" investments, may be subject to greater fluctuation in their value from one day to the next than would be the case if market quotations were used. In addition, there is no assurance that the Fund could sell a portfolio investment for the value established for it at any time, and it is possible that the Fund would incur a loss because a portfolio investment is sold at a discount to its established value.

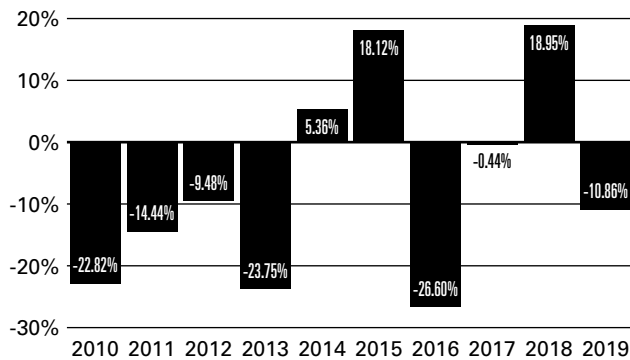
Please see "Investment Objectives, Principal Investment Strategies and Related Risks" in the Fund's Prospectus for additional details.

Investment Results

The bar chart below shows how the Fund's investment results for Investor Class shares have varied from year to year, and the table shows how the Fund's average annual total returns for various periods compare with different broad measures of market performance. Performance for Service Class shares would differ to the extent their fees and expenses differ. This information provides some indication of the risks of investing in the Fund. In addition, the Fund's performance information reflects applicable fee waivers and/or expense limitations, if any, in effect during the periods presented. Absent such fee waivers/expense limitations, if any, performance would have been lower. Past

results (before and after taxes) are not predictive of future results. Updated information on the Fund's results can be obtained by visiting the Fund's website (www.profund.com).

Annual Returns as of December 31



Best Quarter (ended 12/31/2018): **31.34%**

Worst Quarter (ended 12/31/2011): **-18.47%**

The year-to-date return as of the most recent quarter, which ended September 30, 2020, was 40.85%.

Average Annual Total Returns

As of December 31, 2019

	One Year	Five Years	Ten Years	Inception Date
Investor Class Shares				9/12/2005
– Before Taxes	-10.86%	-1.75%	-7.89%	
– After Taxes on Distributions	-10.96%	-1.78%	-7.90%	
– After Taxes on Distributions and Sale of Shares	-6.43%	-1.33%	-5.42%	
Service Class Shares	-11.71%	-2.76%	-8.78%	9/12/2005
S&P 500^{®1}	31.49%	11.70%	13.56%	
Dow Jones U.S. Oil & GasSM Index¹	10.41%	-2.80%	2.62%	

¹ Reflects no deduction for fees, expenses or taxes. Adjusted to reflect the reinvestment of dividends paid by issuers in the Index.

Average annual total returns are shown on a before- and after-tax basis for Investor Class shares only. After-tax returns for Service Class shares will vary. After-tax returns are calculated using the historical highest individual federal marginal income tax rates and do not reflect the impact of state and local taxes. Actual after-tax returns depend on an investor's tax situation and may differ from those shown. After-tax returns shown are not relevant to investors who hold the Fund's shares through tax-deferred

arrangements, such as a retirement account. After-tax returns may exceed the return before taxes due to a tax benefit from realizing a capital loss on a sale of shares.

Annual returns are required to be shown and should not be interpreted as suggesting that the Fund should or should not be held for longer periods of time.

Management

The Fund is advised by ProFund Advisors. Michael Neches, Senior Portfolio Manager, and Tarak Davé, Portfolio Manager, have jointly and primarily managed the Fund since October 2013 and April 2018, respectively.

Purchase and Sale of Fund Shares

The **minimum initial investment** amounts for all classes, which may be waived at the discretion of the Fund, are:

- \$5,000 for accounts that list a financial professional.
- \$15,000 for self-directed accounts.

You may purchase, redeem or exchange Fund shares on any day which the New York Stock Exchange is open for business. Depending on where your account is held, you may redeem your shares by contacting your financial professional or the Fund by mail, telephone, wire transfer or on-line (www.profund.com).

Tax Information

The Fund's distributions generally are taxable, and will be taxed as ordinary income, qualified dividend income or capital gains, unless you are investing through a tax-advantaged arrangement, such as a 401(k) plan or an individual retirement account. You may be taxed later upon withdrawal of monies from such tax-advantaged arrangements.

The Fund intends to distribute income, if any, and capital gains, if any, at least annually.

Payments to Broker-Dealers and Other Financial Intermediaries

If you purchase Fund shares through a financial intermediary, such as a broker-dealer or investment adviser, the Fund and its distributor may pay the intermediary for the sale of Fund shares and related services. These payments may create a conflict of interest by influencing the broker-dealer or other financial intermediary to recommend the Fund over another investment. Ask your financial intermediary or visit your financial intermediary's website for more information.

Important Information About the Fund

Short Precious Metals ProFund (the “Fund”) seeks daily investment results, before fees and expenses, that correspond to the inverse (-1x) of the return of the Dow Jones Precious MetalsSM Index (the “Index”) **for a single day**, not for any other period. A “single day” is measured from the time the Fund calculates its net asset value (“NAV”) to the time of the Fund’s next NAV calculation. **The return of the Fund for periods longer than a single day will be the result of its return for each day compounded over the period.** The Fund’s returns for periods longer than a single day will very likely differ in amount, and possibly even direction, from the Fund’s stated multiple (-1x) times the return of the Index for the same period. For periods longer than a single day, the Fund will lose money if the Index’s performance is flat, and it is possible that the Fund will lose money even if the level of the Index falls. Longer holding periods, higher Index volatility, and greater inverse exposure each exacerbate the impact of compounding on an investor’s returns. During periods of higher Index volatility, the volatility of the Index may affect the Fund’s return as much as or more than the return of the Index.

The Fund presents different risks than other types of funds. The Fund may not be suitable for all investors and should be used only by knowledgeable investors who understand the consequences of seeking daily inverse (-1x) investment results, including the impact of compounding on Fund performance. Investors in the Fund should actively manage and monitor their investments, as frequently as daily. An investor in the Fund could potentially lose the full principal value of their investment within a single day.

Investment Objective

The Fund seeks daily investment results, before fees and expenses, that correspond to the inverse (-1x) of the daily performance of the Index. **The Fund does not seek to achieve its stated investment objective over a period of time greater than a single day.**

Fees and Expenses of the Fund

The table below describes the fees and expenses that you may pay if you buy, hold, and sell shares of the Fund. You may pay other fees, such as brokerage commissions and other fees to financial intermediaries, which are not reflected in the tables and examples below.

Shareholder Fees

(fees paid directly from your investment)

Wire Fee \$10

Annual Fund Operating Expenses

(expenses that you pay each year as a percentage of the value of your investment)

	Investor Class	Service Class
Investment Advisory Fees	0.75%	0.75%
Distribution and Service (12b-1) Fees	0.00%	1.00%
Other Expenses	2.22%	2.22%

Total Annual Fund Operating Expenses Before Fee Waivers and Expense Reimbursements

	2.97%	3.97%
Fee Waivers/Reimbursements ¹	-1.19%	-1.19%

Total Annual Fund Operating Expenses After Fee Waivers and Expense Reimbursements

1.78%	2.78%
--------------	--------------

¹ ProFund Advisors LLC (“ProFund Advisors”) has contractually agreed to waive Investment Advisory and Management Services Fees and to reimburse Other Expenses to the extent Total Annual Fund Operating Expenses Before Fee Waivers and Expense Reimbursements, as a percentage of average daily net assets, exceed 1.78% for Investor Class shares and 2.78% for Service Class shares through November 30, 2021. After such date, the expense limitation may be terminated or revised by ProFund Advisors. Amounts waived or reimbursed in a particular contractual period may be recouped by ProFund Advisors within three years of the end of that contractual period, however, such recoupment will be limited to the lesser of any expense limitation in place at the time of recoupment or the expense limitation in place at the time of waiver or reimbursement.

Example: This example is intended to help you compare the cost of investing in the Fund with the cost of investing in other funds.

The example assumes that you invest \$10,000 in the Fund for the time periods indicated and then redeem all of your shares at the end of each period. The example also assumes that your investment has a 5% return each year and that the Fund’s operating expenses remain the same, except that the fee waiver/expense reimbursement is assumed only to pertain to the first year. Although your actual costs may be higher or lower, based on these assumptions your approximate costs would be:

	1 Year	3 Years	5 Years	10 Years
Investor Class	\$181	\$807	\$1,458	\$3,205
Service Class	\$281	\$1,101	\$1,938	\$4,107

The Fund pays transaction and financing costs associated with the purchase and sale of securities and derivatives. These costs are not reflected in the table or the example above.

Portfolio Turnover

The Fund pays transaction costs, such as commissions, when it buys and sells securities (or “turns over” its portfolio). A higher portfolio turnover rate may indicate higher transaction costs and may result in higher taxes when the Fund’s shares are held in a taxable account. These costs, which are not reflected in the Annual Fund Operating Expenses or in the example above, affect the Fund’s performance. During the most recent fiscal year, the Fund’s annual portfolio turnover rate was 0% of the average value of its entire portfolio. This portfolio turnover rate is calculated without regard to cash instruments or derivatives transactions. If such transactions were included, the Fund’s portfolio turnover rate would be significantly higher.

Principal Investment Strategies

The Fund invests in financial instruments that ProFund Advisors believes, in combination, should produce daily returns consistent with the Fund’s investment objective.

The Index is constructed and maintained by S&P Dow Jones Indices LLC. The Index seeks to measure the performance of certain companies in the precious metals mining sector. Component companies include, among others, leading miners and producers of gold, silver and platinum group metals whose securities are U.S. listed. It is a float-adjusted, market capitalization weighted index. The Index is published under the Bloomberg ticker symbol “DJGSP.”

The Fund will invest principally in the financial instruments set forth below. The Fund expects that its cash balances maintained in connection with the use of financial instruments will typically be held in money market instruments.

- **Derivatives** — The Fund invests in derivatives, which are financial instruments whose value is derived from the value of an underlying asset or assets, such as stocks, bonds, funds (including exchange-traded funds (“ETFs”)), interest rates or indexes. The Fund invests in derivatives as a substitute for directly shorting stocks in order to seek returns for a single day that are inverse (-1x) to the returns of the Index for that day. These derivatives principally include:
 - **Swap Agreements** — Contracts entered into primarily with major global financial institutions for a specified period ranging from a day to more than one year. In a standard “swap” transaction, two parties agree to exchange the return (or differentials in rates of return) earned or realized on particular predetermined investments or instruments. The gross return to be exchanged or “swapped” between the parties is calculated with respect to a “notional amount,” e.g., the return on or change in value of a particular dollar amount invested in a “basket” of securities or an ETF representing a particular index.
 - **Money Market Instruments** — The Fund invests in short-term cash instruments that have a remaining maturity of 397 days or less and exhibit high quality credit profiles, for example:

- **U.S. Treasury Bills** — U.S. government securities that have initial maturities of one year or less, and are supported by the full faith and credit of the U.S. government.
- **Repurchase Agreements** — Contracts in which a seller of securities, usually U.S. government securities or other money market instruments, agrees to buy the securities back at a specified time and price. Repurchase agreements are primarily used by the Fund as a short-term investment vehicle for cash positions.

ProFund Advisors uses a mathematical approach to investing. Using this approach, ProFund Advisors determines the type, quantity and mix of investment positions that it believes, in combination, the Fund should hold to produce daily returns consistent with the daily Fund’s investment objective. The Fund may gain inverse exposure to only a representative sample of the securities in the Index or to securities not contained in the Index or in financial instruments, with the intent of obtaining exposure with aggregate characteristics similar to those of the inverse of the single day returns of the Index. In managing the assets of the Fund, ProFund Advisors does not invest the assets of the Fund in securities or financial instruments based on ProFund Advisors’ view of the investment merit of a particular security, instrument, or company, nor does it conduct conventional investment research or analysis or forecast market movement or trends. The Fund seeks to remain fully invested at all times in securities and/or financial instruments that, in combination, provide inverse exposure to the single day returns of the Index, consistent with its investment objective, without regard to market conditions, trends or direction. The Fund seeks investment results for a single day only, measured as the time the Fund calculates its NAV to the next time the Fund calculates its NAV, and not for any other period.

The Fund seeks to engage in daily rebalancing to position its portfolio so that its exposure to the Index is consistent with the Fund’s daily investment objective. The time and manner in which the Fund rebalances its portfolio may vary from day to day at the discretion of ProFund Advisors, depending on market conditions and other circumstances. The Index’s movements during the day will affect whether the Fund’s portfolio needs to be rebalanced. For example, if the Index has risen on a given day, net assets of the Fund should fall (assuming there were no shares issued). As a result, the Fund’s inverse exposure will need to be decreased. Conversely, if the Index has fallen on a given day, net assets of the Fund should rise (assuming there were no share redemptions). As a result, the Fund’s inverse exposure will need to be increased.

Daily rebalancing and the compounding of each day’s return over time means that the return of the Fund for a period longer than a single day will be the result of each day’s returns compounded over the period, which will very likely differ in amount, and possibly even direction, from the inverse (-1x) of the return of the Index for the same period. The Fund will lose money if the Index’s performance is flat

over time, and the Fund can lose money regardless of the performance of the Index, as a result of daily rebalancing, the Index's volatility, compounding of each day's return and other factors. See "Principal Risks" below.

The Fund will concentrate or focus its investments in a particular industry or group of industries, country or region to approximately the same extent the Index is so concentrated or focused.

As of July 31, 2020, the Index was concentrated in the materials industry group.

Please see "Investment Objectives, Principal Investment Strategies and Related Risks" in the Fund's Prospectus for additional details.

Principal Risks

You may lose the full principal value of your investment within a single day.

The principal risks described below are intended to provide information about the factors likely to have a significant adverse impact on the Fund's returns and consequently the value of an investment in the Fund. The risks are presented in an order intended to facilitate readability and their order does not imply that the realization of one risk is more likely to occur than another risk or likely to have a greater adverse impact than another risk. While the realization of certain of the risks described herein may benefit the Fund because the Fund seeks daily investment results, before fees and expenses, that correspond to the inverse (-1x) of the daily return of the Index, such occurrences may introduce more volatility to the Fund, which could have a significant negative impact on Fund performance.

- **Risks Associated with the Use of Derivatives** — Investing in derivatives may be considered aggressive and may expose the Fund to greater risks and may result in larger losses or smaller gains than investing directly in the reference asset(s) underlying those derivatives. These risks include counterparty risk, liquidity risk and increased correlation risk. When the Fund uses derivatives, there may be imperfect correlation between the value of the reference asset(s) underlying the derivative (e.g., the Index) and the derivative, which may prevent the Fund from achieving its investment objective. Because derivatives often require only a limited initial investment, the use of derivatives also may expose the Fund to losses in excess of those amounts initially invested. The Fund may use a combination of swaps on the Index and swaps on an ETF that is designed to track the performance of the Index. The performance of an ETF may not track the performance of the Index due to embedded costs and other factors. Thus, to the extent the Fund invests in swaps that use an ETF as the reference asset, the Fund may be subject to greater correlation

risk and may not achieve as high a degree of correlation with the Index as it would if the Fund only used swaps on the Index. Moreover, with respect to the use of swap agreements, if the Index has a dramatic intraday move that causes a material decline in the Fund's net assets, the terms of a swap agreement between the Fund and its counterparty may permit the counterparty to immediately close out the transaction with the Fund. In that event, the Fund may be unable to enter into another swap agreement or invest in other derivatives to achieve the desired exposure consistent with the Fund's investment objective. This, in turn, may prevent the Fund from achieving its investment objective, even if the Index reverses all or a portion of its intraday move by the end of the day. As a result, the value of an investment in the Fund may change quickly and without warning. Any costs associated with using derivatives will also have the effect of lowering the Fund's return.

- **Leverage Risk** — Leverage increases the risk of a total loss of an investor's investment, may increase the volatility of the Fund, and may magnify any differences between the performance of the Fund and the Index.
- **Compounding Risk** — The Fund has a single day investment objective, and the Fund's performance for any other period is the result of its return for each day compounded over the period. The performance of the Fund for periods longer than a single day will very likely differ in amount, and possibly even direction, from the inverse (-1x) of the daily return of the Index for the same period, before accounting for fees and expenses. Compounding affects all investments, but has a more significant impact on an inverse fund. This effect becomes more pronounced as Index volatility and holding periods increase. Fund performance for a period longer than a single day can be estimated given any set of assumptions for the following factors: (a) Index volatility; (b) Index performance; (c) period of time; (d) financing rates associated with inverse exposure; (e) other Fund expenses; and (f) dividends or interest paid with respect to securities in the Index. The chart below illustrates the impact of two principal factors — Index volatility and Index performance — on Fund performance. The chart shows estimated Fund returns for a number of combinations of Index volatility and Index performance over a one-year period. Actual volatility, Index and Fund performance may differ significantly from the chart below. Performance shown in the chart assumes: (a) no dividends paid with respect to securities included in the Index; (b) no Fund expenses; and (c) borrowing/lending rates (to obtain inverse exposure) of zero percent. If Fund expenses and/or actual borrowing/lending rates were reflected, the Fund's performance would be different than shown.

Areas shaded darker represent those scenarios where the Fund can be expected to return less than the inverse (-1x) of the performance of the Index.

Estimated Fund Returns

Index Performance		One Year Volatility Rate				
One Year Index	Inverse (-1x) of the One Year Index	10%	25%	50%	75%	100%
-60%	60%	147.5%	134.9%	94.7%	42.4%	-8.0%
-50%	50%	98.0%	87.9%	55.8%	14.0%	-26.4%
-40%	40%	65.0%	56.6%	29.8%	-5.0%	-38.7%
-30%	30%	41.4%	34.2%	11.3%	-18.6%	-47.4%
-20%	20%	23.8%	17.4%	-2.6%	-28.8%	-54.0%
-10%	10%	10.0%	4.4%	-13.5%	-36.7%	-59.1%
0%	0%	-1.0%	-6.1%	-22.1%	-43.0%	-63.2%
10%	-10%	-10.0%	-14.6%	-29.2%	-48.2%	-66.6%
20%	-20%	-17.5%	-21.7%	-35.1%	-52.5%	-69.3%
30%	-30%	-23.8%	-27.7%	-40.1%	-56.2%	-71.7%
40%	-40%	-29.3%	-32.9%	-44.4%	-59.3%	-73.7%
50%	-50%	-34.0%	-37.4%	-48.1%	-62.0%	-75.5%
60%	-60%	-38.1%	-41.3%	-51.3%	-64.4%	-77.0%

The foregoing table is intended to isolate the effect of Index volatility and Index performance on the return of the Fund and is not a representation of actual returns. For example, the Fund may incorrectly be expected to achieve a -20% return on a yearly basis if the Index return were 20%, absent the effects of compounding. As the table shows, with Index volatility of 50%, the Fund could be expected to return -35.1% under such a scenario. The Fund's actual returns may be significantly better or worse than the returns shown above as a result of any of the factors discussed above or in "Principal Risks — Correlation Risk" below.

The Index's annualized historical volatility rate for the five-year period ended July 31, 2020 was 38.00%. The Index's highest July to July volatility rate during the five-year period was 50.45% (July 31, 2016). The Index's annualized total return performance for the five-year period ended July 31, 2020 was 27.77%. Historical Index volatility and performance are not indications of what the Index volatility and performance will be in the future. The volatility of U.S. exchange-traded securities or instruments that reflect the value of the Index may differ from the volatility of the Index.

For additional graphs and charts demonstrating the effects of Index volatility and Index performance on the long-term performance of the Fund, see "Understanding the Risks and Long-Term Performance of Daily Objective Funds — The Impact of Compounding" in the Fund's Prospectus and "Special Note Regarding the Correlation Risks of Geared Funds" in the Fund's Statement of Additional Information.

- **Correlation Risk** — A number of factors may affect the Fund's ability to achieve a high degree of inverse correlation with the Index, and there is no guarantee that the Fund will achieve a high degree of inverse correlation. Failure to achieve a high degree of inverse correlation may prevent the Fund from achieving its investment objective, and the percentage change of the Fund's NAV each day may differ, perhaps significantly in amount, and possibly even direction, from the inverse (-1x) of the percentage change of the Index on such day.

In order to achieve a high degree of inverse correlation with the Index, the Fund seeks to rebalance its portfolio daily to keep exposure consistent with its investment objective. Being materially under- or overexposed to the Index may prevent the Fund from achieving a high degree of inverse correlation with the Index and may expose the Fund to greater leverage risk. Market disruptions or closure, regulatory restrictions, market volatility, illiquidity in the markets for the financial instruments in which the Fund invests, and other factors will adversely affect the Fund's ability to adjust exposure to requisite levels. The target amount of portfolio exposure is impacted dynamically by the Index's movements, including intraday movements. Because of this, it is unlikely that the Fund will have perfect inverse (-1x) exposure during the day or at the end of each day and the likelihood of being materially under- or overexposed is higher on days when the Index is volatile, particularly when the Index is volatile at or near the close of the trading day.

A number of other factors may also adversely affect the Fund's inverse correlation with the Index, including fees, expenses, transaction costs, financing costs associated with the use of derivatives, income items, valuation methodology, accounting standards and disruptions or illiquidity in the markets for the securities or financial instruments in which the Fund invests. The Fund may not have investment exposure to all of the securities in the Index, or its weighting of investment exposure to securities may be different from that of the Index. In addition, the Fund may invest in securities not included in the Index. The Fund may take or refrain from taking positions in order to improve tax efficiency, comply with regulatory restrictions, or for other reasons, each of which may negatively affect the Fund's correlation with the Index. The Fund may also be subject to large movements of assets into and out of the Fund, potentially resulting in the Fund being under- or overexposed to the Index and may be impacted by Index reconstitutions and Index rebalancing events. Additionally, the Fund's underlying investments and/or reference assets may trade on markets that may not be open on the same day as the Fund, which may cause a difference between the changes in the daily performance of the Fund and changes in the level of the Index. Any of these factors could decrease correlation between the performance of the Fund

and the Index and may hinder the Fund's ability to meet its daily investment objective on or around that day.

- **Rebalancing Risk** — If for any reason the Fund is unable to rebalance all or a portion of its portfolio, or if all or a portion of the portfolio is rebalanced incorrectly, the Fund's investment exposure may not be consistent with the Fund's investment objective. In these instances, the Fund may have investment exposure to the Index that is significantly greater or less than its stated multiple. As a result, the Fund may be more exposed to leverage risk than if it had been properly rebalanced and may not achieve its investment objective.
- **Counterparty Risk** — Investing in derivatives and repurchase agreements involves entering into contracts with third parties (i.e., counterparties). The use of derivatives involves risks that are different from those associated with ordinary portfolio securities transactions. The Fund will be subject to credit risk (i.e., the risk that a counterparty is or is perceived to be unwilling or unable to make timely payments or otherwise meet its contractual obligations) with respect to the amount it expects to receive from counterparties to derivatives and repurchase agreements entered into by the Fund. If a counterparty becomes bankrupt or fails to perform its obligations, or if any collateral posted by the counterparty for the benefit of the Fund is insufficient or there are delays in the Fund's ability to access such collateral, the value of an investment in the Fund may decline.
- **Short Sale Exposure Risk** — The Fund may seek inverse or "short" exposure through financial instruments, which would cause the Fund to be exposed to certain risks associated with selling short. These risks include, under certain market conditions, an increase in the volatility and decrease in the liquidity of the instruments underlying the short position, which may lower the Fund's return, result in a loss, have the effect of limiting the Fund's ability to obtain inverse exposure through financial instruments, or require the Fund to seek inverse exposure through alternative investment strategies that may be less desirable or more costly to implement. To the extent that, at any particular point in time, the instruments underlying the short position may be thinly traded or have a limited market, including due to regulatory action, the Fund may be unable to meet its investment objective due to a lack of available securities or counterparties. During such periods, the Fund's ability to issue additional shares may be adversely affected. Obtaining inverse exposure through these instruments may be considered an aggressive investment technique. Any income, dividends or payments by the assets underlying the Fund's short positions will negatively impact the Fund.
- **Inverse Correlation Risk** — Investors will lose money when the Index rises — a result that is the opposite from traditional funds. A single day or intraday increase in the level of the Index approaching 100% may result in the total loss or almost total loss of an investor's investment, even if the Index subsequently moves lower.

Precious Metals Mining Industry Risk — The risks related to changes in the price of gold, silver and platinum group metals include changing inflation expectations, currency fluctuations, speculation, and industrial, government and global consumer demand; disruptions in the supply chain; rising production and regulatory compliance costs; adverse effects from government and environmental regulation, world events and economic conditions; market, economic and political risks of the countries where precious metals companies are located or do business; thin capitalization and limited product lines, markets, financial resources or personnel; and the possible illiquidity of certain of the securities represented in the Index, may adversely affect companies engaged in precious metals mining related businesses. Depending on market conditions, precious metals mining companies may dramatically outperform or underperform more traditional equity investments.

- **Equity and Market Risk** — Equity markets are volatile, and the value of securities, swaps, futures and other instruments correlated with equity markets may fluctuate dramatically from day to day. Equity markets are subject to corporate, political, regulatory, market and economic developments, as well as developments that impact specific economic sectors, industries or segments of the market. Further, stocks in the Index may underperform other equity investments. Volatility in the markets and/or market developments may cause the value of an investment in the Fund to decrease over short or long periods of time.

As a fund seeking daily investment results, before fees and expenses, that correspond to the inverse (-1x) of the daily return of the Index, the value of an investment in the Fund is expected to decline when market conditions cause the level of the Index to rise.

- **Exposure to Foreign Currency Risk** — Investments linked to or denominated in foreign currencies are exposed to additional risk factors versus those investments denominated in U.S. dollars and linked to U.S. investments. The value of an investment linked to or denominated in a foreign currency could change significantly as foreign currencies strengthen or weaken relative to the U.S. dollar. Devaluations of a currency by a government or banking authority may also have significant impact on the value of any investments linked to or denominated in that currency. Risks related to foreign currencies also include those related to economic or political developments, market inefficiencies or a higher risk that essential investment information may be incomplete, unavailable, or inaccurate. Foreign currency losses could offset or exceed any potential gains, or add to losses, in the related investments. Currency markets are also generally not as regulated as securities markets. In addition, in order to transact in foreign investments, the Fund may exchange and hold foreign currencies. Regulatory fees or higher custody fees may be imposed on foreign currency holdings.

- **Exposure to Foreign Investments** — Exposure to securities of foreign issuers may provide the Fund with increased risk. Various factors related to foreign investments may negatively impact the Fund's and the Index's performance, such as: i) fluctuations in the value of the applicable foreign currency; ii) differences in securities settlement practices; iii) uncertainty associated with evidence of ownership of investments in countries that lack centralized custodial services; iv) possible regulation of, or other limitations on, investments by U.S. investors in foreign investments; v) potentially higher brokerage commissions; vi) the possibility that a foreign government may withhold portions of interest and dividends at the source; vii) taxation of income earned in foreign countries or other foreign taxes imposed; viii) foreign exchange controls, which may include suspension of the ability to transfer currency from a foreign country; ix) less publicly available information about foreign issuers; x) changes in the denomination currency of a foreign investment; and xi) less certain legal systems in which the Fund may encounter difficulties or be unable to pursue legal remedies. Foreign investments also may be more susceptible to political, social, economic and regional factors than may be the case with U.S. securities. In addition, markets for foreign investments are usually less liquid, more volatile and significantly smaller than markets for U.S. securities, which may affect, among other things, the Fund's ability to purchase or sell foreign investments at appropriate times and prices. Because of differences in settlement times and/or foreign market holidays, transactions in a foreign market may take place one or more days after the necessary exposure to these investments is determined. Until the transactions are effected, the Fund is exposed to increased foreign currency risk and market risk and, ultimately, increased correlation risk.
- **Concentration and Focused Investing** — The Index may concentrate (i.e., composed of securities that represent 25 percent or more of the value of the Index) or focus (i.e., composed of securities that represent a substantial portion of its value, but less than 25 percent) in an industry or group of industries. The Fund will allocate its investments to approximately the same extent as the Index. As a result, the Fund may be subject to greater market fluctuations than a fund that is more broadly invested across industries. Financial, economic, business, regulatory conditions, and other developments affecting issuers in a particular industry or group of industries will have a greater effect on the Fund, and if securities of the particular industry or group of industries as a group fall out of favor, the Fund could underperform, or its net asset value may be more volatile than, funds that have greater industry diversification.
- **Exposure to Large-Cap Company Investment Risk** — Although returns on investments in large-cap companies are often perceived as being less volatile than the returns of companies with smaller market capitalizations, the return on large-cap securities could trail the returns on investments in smaller and mid-sized companies for a number of reasons. For example, large-cap companies may be unable to respond quickly to new competitive challenges, such as changes in technology, and also may not be able to attain the high growth rate of successful smaller companies.
- **Exposure to Small- and Mid-Cap Company Investment Risk** — The risk of equity investing may be particularly acute for securities of issuers with smaller market capitalizations. Small- and mid-cap companies may have limited product lines or resources, may be dependent upon a particular market niche and may have greater fluctuations in price than the stocks of larger companies. Small- and mid-cap companies may lack the financial and personnel resources to handle economic or industry-wide setbacks and, as a result, such setbacks could have a greater effect on small- and mid-cap security prices. Additionally, small- and mid-cap company stocks may trade at greater spreads or lower trading volumes, and may be less liquid than the stocks of larger companies. Further, stocks of small- and mid-sized companies could be more difficult to liquidate during market downturns compared to larger, more widely traded companies.
- **Natural Disaster/Epidemic Risk** — Natural or environmental disasters, such as earthquakes, fires, floods, hurricanes, tsunamis and other severe weather-related phenomena generally, and widespread disease, including pandemics and epidemics (for example, the novel coronavirus COVID-19), have been and can be highly disruptive to economies and markets and have recently led, and may continue to lead, to increased market volatility and significant market losses. Such natural disaster and health crises could exacerbate political, social, and economic risks, and result in significant breakdowns, delays, shutdowns, social isolation, and other disruptions to important global, local and regional supply chains affected, with potential corresponding results on the operating performance of the Fund and its investments. A climate of uncertainty and panic, including the contagion of infectious viruses or diseases, may adversely affect global, regional, and local economies and reduce the availability of potential investment opportunities, and increases the difficulty of performing due diligence and modeling market conditions, potentially reducing the accuracy of financial projections. Under these circumstances, the Fund may have difficulty achieving its investment objectives which may adversely impact Fund performance. Further, such events can be highly disruptive to economies and markets, significantly disrupt the operations of individual companies (including, but not limited to, the Fund's investment advisor, third party service providers, and counterparties), sectors, industries, markets, securities and commodity exchanges, currencies, interest and inflation rates, credit ratings, investor sentiment, and other factors affecting the value of the Fund's investments. These factors can cause substantial market volatility, exchange trading suspensions and closures, changes in the availability of and the margin requirements for certain instruments, and can impact the ability of the Fund to complete redemptions and otherwise

affect Fund performance and Fund trading in the secondary market. A widespread crisis would also affect the global economy in ways that cannot necessarily be foreseen. How long such events will last and whether they will continue or recur cannot be predicted. Impacts from these could have a significant impact on the Fund's performance, resulting in losses to your investment.

• **Risk that Current Assumptions and Expectations Could Become Outdated As a Result of Global Economic Shock** —

The onset of the novel coronavirus (COVID-19) has caused significant shocks to global financial markets and economies, with many governments taking extreme actions to slow and contain the spread of COVID-19. These actions have had, and likely will continue to have, a severe economic impact on global economies as economic activity in some instances has essentially ceased. Financial markets across the globe are experiencing severe distress at least equal to what was experienced during the global financial crisis in 2008. In March 2020, U.S. equity markets entered a bear market in the fastest such move in the history of U.S. financial markets. During much of 2020, the unemployment rate in the U.S. has been extremely high by historical standards. It is not possible to predict when unemployment and market conditions will return to more normal levels. The global economic shocks being experienced as of the date hereof may cause the underlying assumptions and expectations of the Fund to become outdated quickly or inaccurate, resulting in significant losses.

• **Non-Diversification Risk** — The Fund is classified as “non-diversified” under the Investment Company Act of 1940, as amended (“1940 Act”). This means it has the ability to invest a relatively high percentage of its assets in the securities of a small number of issuers or in financial instruments with a single counterparty or a few counterparties. This may increase the Fund's volatility and increase the risk that the Fund's performance will decline based on the performance of a single issuer or the credit of a single counterparty. This risk may be particularly acute if the Index is comprised of a small number of securities.

• **Index Performance Risk** — The Index maintained by a third party provider unaffiliated with the Fund or ProFund Advisors. There can be no guarantee or assurance that the methodology used by the third party provider to create the Index will result in the Fund achieving positive returns. Further, there can be no guarantee that the methodology underlying the Index or the daily calculation of the Index will be free from error. It is also possible that the value of the Index may be subject to intentional manipulation by third-party market participants. The Index used by the Fund may underperform other asset classes and may underperform other similar indices. Each of these factors could have a negative impact on the performance of the Fund.

• **Active Investor Risk** — The Fund permits short-term trading of its securities. A significant portion of assets invested in the

Fund may come from professional money managers and investors who use the Fund as part of active trading or tactical asset allocation strategies. These strategies often call for frequent trading to take advantage of anticipated changes in market conditions, which could increase portfolio turnover and may result in additional costs for the Fund. In addition, large movements of assets into and out of the Fund may have a negative impact on the Fund's ability to achieve its investment objective or maintain a consistent level of operating expenses. In certain circumstances, the Fund's expense ratio may vary from current estimates or the historical ratio disclosed in this Prospectus.

• **Early Close/Late Close/Trading Halt Risk** — An exchange or market may close early, close late or issue trading halts on specific securities or financial instruments. As a result, the ability to trade certain securities or financial instruments may be restricted, which may result in the Fund being unable to trade those and other related financial instruments at all. In these circumstances, the Fund may be unable to rebalance its portfolio, may be unable to accurately price its investments and/or may incur substantial trading losses.

• **Liquidity Risk** — In certain circumstances, such as the disruption of the orderly markets for the financial instruments in which the Fund invests, the Fund might not be able to acquire or dispose of certain holdings quickly or at prices that represent true market value in the judgment of ProFund Advisors. Markets for the financial instruments in which the Fund invests may be disrupted by a number of events, including but not limited to economic crises, political crises, health crises, natural disasters, excessive volatility, new legislation, or regulatory changes inside or outside of the U.S. For example, regulation limiting the ability of certain financial institutions to invest in certain financial instruments would likely reduce the liquidity of those instruments. These situations may prevent the Fund from limiting losses, realizing gains or achieving a high inverse correlation with the Index.

• **Portfolio Turnover Risk** — The Fund may incur high portfolio turnover to manage the Fund's investment exposure. Additionally, active trading of the Fund's shares may cause more frequent purchase and sales activities that could, in certain circumstances, increase the number of portfolio transactions. High levels of portfolio transactions increase brokerage and other transaction costs and may result in increased taxable capital gains. Each of these factors could have a negative impact on the performance of the Fund.

• **Tax Risk** — In order to qualify for the special tax treatment accorded a regulated investment company (“RIC”) and its shareholders, the Fund must derive at least 90% of its gross income for each taxable year from “qualifying income,” meet certain asset diversification tests at the end of each taxable quarter, and meet annual distribution requirements. The Fund's pursuit of its investment strategies will potentially be limited by the Fund's intention to qualify for such treatment and could adversely affect the Fund's ability to so qualify. The

Fund can make certain investments, the treatment of which for these purposes is unclear. If, in any year, the Fund were to fail to qualify for the special tax treatment accorded a RIC and its shareholders, and were ineligible to or were not to cure such failure, the Fund would be taxed in the same manner as an ordinary corporation subject to U.S. federal income tax on all its income at the fund level. The resulting taxes could substantially reduce the Fund's net assets and the amount of income available for distribution. In addition, in order to requalify for taxation as a RIC, the Fund could be required to recognize unrealized gains, pay substantial taxes and interest, and make certain distributions. Please see the Statement of Additional Information for more information.

- **Valuation Risk** — In certain circumstances (e.g., if ProFund Advisors believes market quotations do not accurately reflect the fair value of an investment, or a trading halt closes an exchange or market early), ProFund Advisors may, in its sole discretion, choose to determine a fair value price as the basis for determining the market value of such investment for such day. The fair value of an investment determined by ProFund Advisors may be different from other value determinations of the same investment. Portfolio investments that are valued using techniques other than market quotations, including "fair valued" investments, may be subject to greater fluctuation in their value from one day to the next than would be the case if market quotations were used. In addition, there is no assurance that the Fund could sell a portfolio investment for the value established for it at any time, and it is possible that the Fund would incur a loss because a portfolio investment is sold at a discount to its established value.

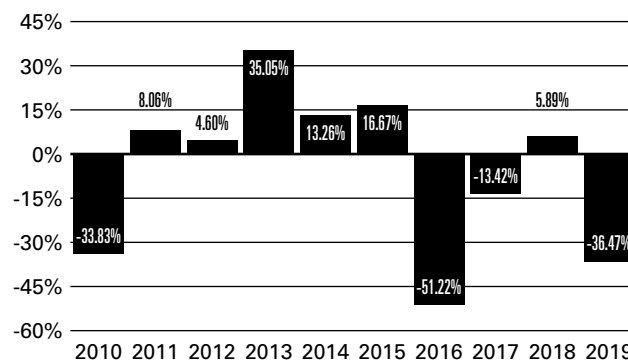
Please see "Investment Objectives, Principal Investment Strategies and Related Risks" in the Fund's Prospectus for additional details.

Investment Results

The bar chart below shows how the Fund's investment results for Investor Class shares have varied from year to year, and the table shows how the Fund's average annual total returns for various periods compare with different broad measures of market performance. Performance for Service Class shares would differ to the extent their fees and expenses differ. This information provides some indication of the risks of investing in the Fund. In addition, the Fund's performance information reflects applicable fee waivers and/or expense limitations, if any, in effect during the periods presented. Absent such fee waivers/expense limitations, if any, performance would have been lower. Past results (before and after taxes) are not predictive of future

results. Updated information on the Fund's results can be obtained by visiting the Fund's website (www.profund.com).

Annual Returns as of December 31



Best Quarter (ended 6/30/2013): **34.77%**

Worst Quarter (ended 3/31/2016): **-38.86%**

The year-to-date return as of the most recent quarter, which ended September 30, 2020, was -42.31%.

Average Annual Total Returns

As of December 31, 2019

	One Year	Five Years	Ten Years	Inception Date
Investor Class Shares				1/9/2006
– Before Taxes	-36.47%	-19.82%	-9.24%	
– After Taxes on Distributions	-36.74%	-19.89%	-9.28%	
– After Taxes on Distributions and Sale of Shares	-21.59%	-13.30%	-6.22%	
Service Class Shares	-37.11%	-20.65%	-10.11%	1/9/2006
S&P 500^{®1}	31.49%	11.70%	13.56%	
Dow Jones Precious MetalsSM Index¹	49.64%	9.58%	-2.61%	

1 Reflects no deduction for fees, expenses or taxes. Adjusted to reflect the reinvestment of dividends paid by issuers in the Index.

Average annual total returns are shown on a before- and after-tax basis for Investor Class shares only. After-tax returns for Service Class shares will vary. After-tax returns are calculated using the historical highest individual federal marginal income tax rates and do not reflect the impact of state and local taxes. Actual after-tax returns depend on an investor's tax situation and may differ from those shown. After-tax returns shown are not relevant to investors who hold the Fund's shares through tax-deferred arrangements, such as a retirement account. After-tax returns

may exceed the return before taxes due to a tax benefit from realizing a capital loss on a sale of shares.

Annual returns are required to be shown and should not be interpreted as suggesting that the Fund should or should not be held for longer periods of time.

Management

The Fund is advised by ProFund Advisors. Michael Neches, Senior Portfolio Manager, and Tarak Davé, Portfolio Manager, have jointly and primarily managed the Fund since October 2013 and April 2018, respectively.

Purchase and Sale of Fund Shares

The **minimum initial investment** amounts for all classes, which may be waived at the discretion of the Fund, are:

- \$5,000 for accounts that list a financial professional.
- \$15,000 for self-directed accounts.

You may purchase, redeem or exchange Fund shares on any day which the New York Stock Exchange is open for business. Depending on where your account is held, you may redeem your shares by contacting your financial professional or the Fund by mail, telephone, wire transfer or on-line (www.profunds.com).

Tax Information

The Fund's distributions generally are taxable, and will be taxed as ordinary income, qualified dividend income or capital gains, unless you are investing through a tax-advantaged arrangement, such as a 401(k) plan or an individual retirement account. You may be taxed later upon withdrawal of monies from such tax-advantaged arrangements.

The Fund intends to distribute income, if any, and capital gains, if any, at least annually.

Payments to Broker-Dealers and Other Financial Intermediaries

If you purchase Fund shares through a financial intermediary, such as a broker-dealer or investment adviser, the Fund and its distributor may pay the intermediary for the sale of Fund shares and related services. These payments may create a conflict of interest by influencing the broker-dealer or other financial intermediary to recommend the Fund over another investment. Ask your financial intermediary or visit your financial intermediary's website for more information.

Important Information About the Fund

Short Real Estate ProFund (the “Fund”) seeks daily investment results, before fees and expenses, that correspond to the inverse (-1x) of the return of the Dow Jones U.S. Real EstateSM Index (the “Index”) **for a single day**, not for any other period. A “single day” is measured from the time the Fund calculates its net asset value (“NAV”) to the time of the Fund’s next NAV calculation. **The return of the Fund for periods longer than a single day will be the result of its return for each day compounded over the period. The Fund’s returns for periods longer than a single day will very likely differ in amount, and possibly even direction, from the Fund’s stated multiple (-1x) times the return of the Index for the same period. For periods longer than a single day, the Fund will lose money if the Index’s performance is flat, and it is possible that the Fund will lose money even if the level of the Index falls.** Longer holding periods, higher Index volatility, and greater inverse exposure each exacerbate the impact of compounding on an investor’s returns. During periods of higher Index volatility, the volatility of the Index may affect the Fund’s return as much as or more than the return of the Index.

The Fund presents different risks than other types of funds. The Fund may not be suitable for all investors and should be used only by knowledgeable investors who understand the consequences of seeking daily inverse (-1x) investment results, including the impact of compounding on Fund performance. Investors in the Fund should actively manage and monitor their investments, as frequently as daily. An investor in the Fund could potentially lose the full principal value of their investment within a single day.

Investment Objective

The Fund seeks daily investment results, before fees and expenses, that correspond to the inverse (-1x) of the daily performance of the Index. **The Fund does not seek to achieve its stated investment objective over a period of time greater than a single day.**

Fees and Expenses of the Fund

The table below describes the fees and expenses that you may pay if you buy, hold, and sell shares of the Fund. You may pay other fees, such as brokerage commissions and other fees to financial intermediaries, which are not reflected in the tables and examples below.

Shareholder Fees

(fees paid directly from your investment)

Wire Fee \$10

Annual Fund Operating Expenses

(expenses that you pay each year as a percentage of the value of your investment)

	Investor Class	Service Class
Investment Advisory Fees	0.75%	0.75%
Distribution and Service (12b-1) Fees	0.00%	1.00%
Other Expenses	3.30%	3.30%

Total Annual Fund Operating Expenses Before Fee Waivers and Expense Reimbursements

	4.05%	5.05%
Fee Waivers/Reimbursements ¹	-2.27%	-2.27%

Total Annual Fund Operating Expenses After Fee Waivers and Expense Reimbursements

1.78%	2.78%
--------------	--------------

¹ ProFund Advisors LLC (“ProFund Advisors”) has contractually agreed to waive Investment Advisory and Management Services Fees and to reimburse Other Expenses to the extent Total Annual Fund Operating Expenses Before Fee Waivers and Expense Reimbursements, as a percentage of average daily net assets, exceed 1.78% for Investor Class shares and 2.78% for Service Class shares through November 30, 2021. After such date, the expense limitation may be terminated or revised by ProFund Advisors. Amounts waived or reimbursed in a particular contractual period may be recouped by ProFund Advisors within three years of the end of that contractual period, however, such recoupment will be limited to the lesser of any expense limitation in place at the time of recoupment or the expense limitation in place at the time of waiver or reimbursement.

Example: This example is intended to help you compare the cost of investing in the Fund with the cost of investing in other funds.

The example assumes that you invest \$10,000 in the Fund for the time periods indicated and then redeem all of your shares at the end of each period. The example also assumes that your investment has a 5% return each year and that the Fund’s operating expenses remain the same, except that the fee waiver/expense reimbursement is assumed only to pertain to the first year. Although your actual costs may be higher or lower, based on these assumptions your approximate costs would be:

	1 Year	3 Years	5 Years	10 Years
Investor Class	\$181	\$1,025	\$1,885	\$4,108
Service Class	\$281	\$1,313	\$2,344	\$4,917

The Fund pays transaction and financing costs associated with the purchase and sale of securities and derivatives. These costs are not reflected in the table or the example above.

Portfolio Turnover

The Fund pays transaction costs, such as commissions, when it buys and sells securities (or “turns over” its portfolio). A higher portfolio turnover rate may indicate higher transaction costs and may result in higher taxes when the Fund’s shares are held in a taxable account. These costs, which are not reflected in the Annual Fund Operating Expenses or in the example above, affect the Fund’s performance. During the most recent fiscal year, the Fund’s annual portfolio turnover rate was 0% of the average value of its entire portfolio. This portfolio turnover rate is calculated without regard to cash instruments or derivatives transactions. If such transactions were included, the Fund’s portfolio turnover rate would be significantly higher.

Principal Investment Strategies

The Fund invests in financial instruments that ProFund Advisors believes, in combination, should produce daily returns consistent with the Fund’s investment objective.

The Index is constructed and maintained by S&P Dow Jones Indices LLC. The Index seeks to measure the performance of certain companies in the real estate industry of the U.S. equity market. Component companies include, among others, real estate holding and development and real estate services companies and real estate investment trusts (“REITs”). REITs are passive investment vehicles that invest primarily in income producing real estate or real estate related loans or interests. The Index is published under the Bloomberg ticker symbol “DJUSRE.”

The Fund will invest principally in the financial instruments set forth below. The Fund expects that its cash balances maintained in connection with the use of financial instruments will typically be held in money market instruments.

- **Derivatives** — The Fund invests in derivatives, which are financial instruments whose value is derived from the value of an underlying asset or assets, such as stocks, bonds, funds (including exchange-traded funds (“ETFs”)), interest rates or indexes. The Fund invests in derivatives as a substitute for directly shorting stocks in order to seek returns for a single day that are inverse (-1x) to the returns of the Index for that day. These derivatives principally include:
 - **Swap Agreements** — Contracts entered into primarily with major global financial institutions for a specified period ranging from a day to more than one year. In a standard “swap” transaction, two parties agree to exchange the return (or differentials in rates of return) earned or realized on particular predetermined investments or instruments. The gross return to be exchanged or “swapped” between the parties is calculated with respect to a “notional amount,” e.g., the return on or change in value of a particular dollar amount invested in a “basket” of securities or an ETF representing a particular index.
- **Money Market Instruments** — The Fund invests in short-term cash instruments that have a remaining maturity of 397

days or less and exhibit high quality credit profiles, for example:

- **U.S. Treasury Bills** — U.S. government securities that have initial maturities of one year or less, and are supported by the full faith and credit of the U.S. government.
- **Repurchase Agreements** — Contracts in which a seller of securities, usually U.S. government securities or other money market instruments, agrees to buy the securities back at a specified time and price. Repurchase agreements are primarily used by the Fund as a short-term investment vehicle for cash positions.

ProFund Advisors uses a mathematical approach to investing. Using this approach, ProFund Advisors determines the type, quantity and mix of investment positions that it believes, in combination, the Fund should hold to produce daily returns consistent with the daily Fund’s investment objective. The Fund may gain inverse exposure to only a representative sample of the securities in the Index or to securities not contained in the Index or in financial instruments, with the intent of obtaining exposure with aggregate characteristics similar to those of the inverse of the single day returns of the Index. In managing the assets of the Fund, ProFund Advisors does not invest the assets of the Fund in securities or financial instruments based on ProFund Advisors’ view of the investment merit of a particular security, instrument, or company, nor does it conduct conventional investment research or analysis or forecast market movement or trends. The Fund seeks to remain fully invested at all times in securities and/or financial instruments that, in combination, provide inverse exposure to the single day returns of the Index, consistent with its investment objective, without regard to market conditions, trends or direction. The Fund seeks investment results for a single day only, measured as the time the Fund calculates its NAV to the next time the Fund calculates its NAV, and not for any other period.

The Fund seeks to engage in daily rebalancing to position its portfolio so that its exposure to the Index is consistent with the Fund’s daily investment objective. The time and manner in which the Fund rebalances its portfolio may vary from day to day at the discretion of ProFund Advisors, depending on market conditions and other circumstances. The Index’s movements during the day will affect whether the Fund’s portfolio needs to be rebalanced. For example, if the Index has risen on a given day, net assets of the Fund should fall (assuming there were no shares issued). As a result, the Fund’s inverse exposure will need to be decreased. Conversely, if the Index has fallen on a given day, net assets of the Fund should rise (assuming there were no share redemptions). As a result, the Fund’s inverse exposure will need to be increased.

Daily rebalancing and the compounding of each day’s return over time means that the return of the Fund for a period longer than a single day will be the result of each day’s returns compounded over the period, which will very likely

differ in amount, and possibly even direction, from the inverse (-1x) of the return of the Index for the same period. The Fund will lose money if the Index's performance is flat over time, and the Fund can lose money regardless of the performance of the Index, as a result of daily rebalancing, the Index's volatility, compounding of each day's return and other factors. See "Principal Risks" below.

The Fund will concentrate or focus its investments in a particular industry or group of industries to approximately the same extent the Index is so concentrated or focused. As of July 31, 2020, the Index was concentrated in the real estate industry group.

Please see "Investment Objectives, Principal Investment Strategies and Related Risks" in the Fund's Prospectus for additional details.

Principal Risks

You may lose the full principal value of your investment within a single day.

The principal risks described below are intended to provide information about the factors likely to have a significant adverse impact on the Fund's returns and consequently the value of an investment in the Fund. The risks are presented in an order intended to facilitate readability and their order does not imply that the realization of one risk is more likely to occur than another risk or likely to have a greater adverse impact than another risk. While the realization of certain of the risks described herein may benefit the Fund because the Fund seeks daily investment results, before fees and expenses, that correspond to the inverse (-1x) of the daily return of the Index, such occurrences may introduce more volatility to the Fund, which could have a significant negative impact on Fund performance.

- **Risks Associated with the Use of Derivatives** — Investing in derivatives may be considered aggressive and may expose the Fund to greater risks and may result in larger losses or smaller gains than investing directly in the reference asset(s) underlying those derivatives. These risks include counterparty risk, liquidity risk and increased correlation risk. When the Fund uses derivatives, there may be imperfect correlation between the value of the reference asset(s) underlying the derivative (e.g., the Index) and the derivative, which may prevent the Fund from achieving its investment objective. Because derivatives often require only a limited initial investment, the use of derivatives also may expose the Fund to losses in excess of those amounts initially invested. The Fund may use a combination of swaps on the Index and swaps on an ETF that is designed to track the performance of the Index. The performance of an ETF may not track the performance of the Index due to embedded costs and other factors. Thus, to the extent the Fund invests in swaps that use an ETF as the reference asset, the Fund may be subject to greater correlation

risk and may not achieve as high a degree of correlation with the Index as it would if the Fund only used swaps on the Index. Moreover, with respect to the use of swap agreements, if the Index has a dramatic intraday move that causes a material decline in the Fund's net assets, the terms of a swap agreement between the Fund and its counterparty may permit the counterparty to immediately close out the transaction with the Fund. In that event, the Fund may be unable to enter into another swap agreement or invest in other derivatives to achieve the desired exposure consistent with the Fund's investment objective. This, in turn, may prevent the Fund from achieving its investment objective, even if the Index reverses all or a portion of its intraday move by the end of the day. As a result, the value of an investment in the Fund may change quickly and without warning. Any costs associated with using derivatives will also have the effect of lowering the Fund's return.

- **Leverage Risk** — Leverage increases the risk of a total loss of an investor's investment, may increase the volatility of the Fund, and may magnify any differences between the performance of the Fund and the Index.
- **Compounding Risk** — The Fund has a single day investment objective, and the Fund's performance for any other period is the result of its return for each day compounded over the period. The performance of the Fund for periods longer than a single day will very likely differ in amount, and possibly even direction, from the inverse (-1x) of the daily return of the Index for the same period, before accounting for fees and expenses. Compounding affects all investments, but has a more significant impact on an inverse fund. This effect becomes more pronounced as Index volatility and holding periods increase. Fund performance for a period longer than a single day can be estimated given any set of assumptions for the following factors: (a) Index volatility; (b) Index performance; (c) period of time; (d) financing rates associated with inverse exposure; (e) other Fund expenses; and (f) dividends or interest paid with respect to securities in the Index. The chart below illustrates the impact of two principal factors — Index volatility and Index performance — on Fund performance. The chart shows estimated Fund returns for a number of combinations of Index volatility and Index performance over a one-year period. Actual volatility, Index and Fund performance may differ significantly from the chart below. Performance shown in the chart assumes: (a) no dividends paid with respect to securities included in the Index; (b) no Fund expenses; and (c) borrowing/lending rates (to obtain inverse exposure) of zero percent. If Fund expenses and/or actual borrowing/lending rates were reflected, the Fund's performance would be different than shown.

Areas shaded darker represent those scenarios where the Fund can be expected to return less than the inverse (-1x) of the performance of the Index.

Estimated Fund Returns						
Index Performance		One Year Volatility Rate				
One Year Index	Inverse (-1x) of the One Year Index	10%	25%	50%	75%	100%
-60%	60%	147.5%	134.9%	94.7%	42.4%	-8.0%
-50%	50%	98.0%	87.9%	55.8%	14.0%	-26.4%
-40%	40%	65.0%	56.6%	29.8%	-5.0%	-38.7%
-30%	30%	41.4%	34.2%	11.3%	-18.6%	-47.4%
-20%	20%	23.8%	17.4%	-2.6%	-28.8%	-54.0%
-10%	10%	10.0%	4.4%	-13.5%	-36.7%	-59.1%
0%	0%	-1.0%	-6.1%	-22.1%	-43.0%	-63.2%
10%	-10%	-10.0%	-14.6%	-29.2%	-48.2%	-66.6%
20%	-20%	-17.5%	-21.7%	-35.1%	-52.5%	-69.3%
30%	-30%	-23.8%	-27.7%	-40.1%	-56.2%	-71.7%
40%	-40%	-29.3%	-32.9%	-44.4%	-59.3%	-73.7%
50%	-50%	-34.0%	-37.4%	-48.1%	-62.0%	-75.5%
60%	-60%	-38.1%	-41.3%	-51.3%	-64.4%	-77.0%

The foregoing table is intended to isolate the effect of Index volatility and Index performance on the return of the Fund and is not a representation of actual returns. For example, the Fund may incorrectly be expected to achieve a -20% return on a yearly basis if the Index return were 20%, absent the effects of compounding. As the table shows, with Index volatility of 50%, the Fund could be expected to return -35.1% under such a scenario. The Fund's actual returns may be significantly better or worse than the returns shown above as a result of any of the factors discussed above or in "Principal Risks — Correlation Risk" below.

The Index's annualized historical volatility rate for the five-year period ended July 31, 2020 was 22.48%. The Index's highest May to May volatility rate during the five-year period was 41.32% (July 31, 2020). The Index's annualized total return performance for the five-year period ended July 31, 2020 was 6.15%. Historical Index volatility and performance are not indications of what the Index volatility and performance will be in the future. The volatility of U.S. exchange-traded securities or instruments that reflect the value of the Index may differ from the volatility of the Index.

For additional graphs and charts demonstrating the effects of Index volatility and Index performance on the long-term performance of the Fund, see "Understanding the Risks and Long-Term Performance of Daily Objective Funds — The Impact of Compounding" in the Fund's Prospectus and "Special Note Regarding the Correlation Risks of Geared Funds" in the Fund's Statement of Additional Information.

- **Correlation Risk** — A number of factors may affect the Fund's ability to achieve a high degree of inverse correlation with the Index, and there is no guarantee that the Fund will achieve a high degree of inverse correlation. Failure to achieve a high degree of inverse correlation may prevent the Fund from achieving its investment objective, and the percentage change of the Fund's NAV each day may differ, perhaps significantly in amount, and possibly even direction, from the inverse (-1x) of the percentage change of the Index on such day.

In order to achieve a high degree of inverse correlation with the Index, the Fund seeks to rebalance its portfolio daily to keep exposure consistent with its investment objective. Being materially under- or overexposed to the Index may prevent the Fund from achieving a high degree of inverse correlation with the Index and may expose the Fund to greater leverage risk. Market disruptions or closure, regulatory restrictions, market volatility, illiquidity in the markets for the financial instruments in which the Fund invests, and other factors will adversely affect the Fund's ability to adjust exposure to requisite levels. The target amount of portfolio exposure is impacted dynamically by the Index's movements, including intraday movements. Because of this, it is unlikely that the Fund will have perfect inverse (-1x) exposure during the day or at the end of each day and the likelihood of being materially under- or overexposed is higher on days when the Index is volatile, particularly when the Index is volatile at or near the close of the trading day.

A number of other factors may also adversely affect the Fund's inverse correlation with the Index, including fees, expenses, transaction costs, financing costs associated with the use of derivatives, income items, valuation methodology, accounting standards and disruptions or illiquidity in the markets for the securities or financial instruments in which the Fund invests. The Fund may not have investment exposure to all of the securities in the Index, or its weighting of investment exposure to securities may be different from that of the Index. In addition, the Fund may invest in securities not included in the Index. The Fund may take or refrain from taking positions in order to improve tax efficiency, comply with regulatory restrictions, or for other reasons, each of which may negatively affect the Fund's correlation with the Index. The Fund may also be subject to large movements of assets into and out of the Fund, potentially resulting in the Fund being under- or overexposed to the Index and may be impacted by Index reconstitutions and Index rebalancing events. Additionally, the Fund's underlying investments and/or reference assets may trade on markets that may not be open on the same day as the Fund, which may cause a difference between the changes in the daily performance of the Fund and changes in the level of the Index. Any of these factors could decrease correlation between the performance of the Fund

and the Index and may hinder the Fund's ability to meet its daily investment objective on or around that day.

- **Rebalancing Risk** — If for any reason the Fund is unable to rebalance all or a portion of its portfolio, or if all or a portion of the portfolio is rebalanced incorrectly, the Fund's investment exposure may not be consistent with the Fund's investment objective. In these instances, the Fund may have investment exposure to the Index that is significantly greater or less than its stated multiple. As a result, the Fund may be more exposed to leverage risk than if it had been properly rebalanced and may not achieve its investment objective.
 - **Counterparty Risk** — Investing in derivatives and repurchase agreements involves entering into contracts with third parties (i.e., counterparties). The use of derivatives involves risks that are different from those associated with ordinary portfolio securities transactions. The Fund will be subject to credit risk (i.e., the risk that a counterparty is or is perceived to be unwilling or unable to make timely payments or otherwise meet its contractual obligations) with respect to the amount it expects to receive from counterparties to derivatives and repurchase agreements entered into by the Fund. If a counterparty becomes bankrupt or fails to perform its obligations, or if any collateral posted by the counterparty for the benefit of the Fund is insufficient or there are delays in the Fund's ability to access such collateral, the value of an investment in the Fund may decline.
 - **Short Sale Exposure Risk** — The Fund may seek inverse or "short" exposure through financial instruments, which would cause the Fund to be exposed to certain risks associated with selling short. These risks include, under certain market conditions, an increase in the volatility and decrease in the liquidity of the instruments underlying the short position, which may lower the Fund's return, result in a loss, have the effect of limiting the Fund's ability to obtain inverse exposure through financial instruments, or require the Fund to seek inverse exposure through alternative investment strategies that may be less desirable or more costly to implement. To the extent that, at any particular point in time, the instruments underlying the short position may be thinly traded or have a limited market, including due to regulatory action, the Fund may be unable to meet its investment objective due to a lack of available securities or counterparties. During such periods, the Fund's ability to issue additional shares may be adversely affected. Obtaining inverse exposure through these instruments may be considered an aggressive investment technique. Any income, dividends or payments by the assets underlying the Fund's short positions will negatively impact the Fund.
 - **Inverse Correlation Risk** — Investors will lose money when the Index rises — a result that is the opposite from traditional funds. A single day or intraday increase in the level of the Index approaching 100% may result in the total loss or almost total loss of an investor's investment, even if the Index subsequently moves lower.
 - **Real Estate Industry Risk** — Investing in securities of real estate companies includes risks such as: fluctuations in the value of the underlying properties; periodic overbuilding and market saturation; changes in general and local economic conditions; changes in demographic trends, such as population shifts or changing tastes and values; concentration in a particular geographic region or property type; catastrophic events such as earthquakes, hurricanes and terrorist acts; casualty or condemnation losses; decreases in market rates for rents; increased competition; increases in property taxes, interest rates, capital expenditures, or operating expenses; changes in the availability, cost and terms of mortgage funds; defaults by borrowers or tenants; and other economic, political or regulatory occurrences, including the impact of changes in environmental laws, that may affect the real estate industry.
 - **Equity and Market Risk** — Equity markets are volatile, and the value of securities, swaps, futures and other instruments correlated with equity markets may fluctuate dramatically from day to day. Equity markets are subject to corporate, political, regulatory, market and economic developments, as well as developments that impact specific economic sectors, industries or segments of the market. Further, stocks in the Index may underperform other equity investments. Volatility in the markets and/or market developments may cause the value of an investment in the Fund to decrease over short or long periods of time.
- As a fund seeking daily investment results, before fees and expenses, that correspond to the inverse (-1x) of the daily return of the Index, the value of an investment in the Fund is expected to decline when market conditions cause the level of the Index to rise.
- **Concentration and Focused Investing** — The Index may concentrate (i.e., composed of securities that represent 25 percent or more of the value of the Index) or focus (i.e., composed of securities that represent a substantial portion of its value, but less than 25 percent) in an industry or group of industries. The Fund will allocate its investments to approximately the same extent as the Index. As a result, the Fund may be subject to greater market fluctuations than a fund that is more broadly invested across industries. Financial, economic, business, regulatory conditions, and other developments affecting issuers in a particular industry or group of industries will have a greater effect on the Fund, and if securities of the particular industry or group of industries as a group fall out of favor, the Fund could underperform, or its net asset value may be more volatile than, funds that have greater industry diversification.
 - **Exposure to Large-Cap Company Investment Risk** — Although returns on investments in large-cap companies are often perceived as being less volatile than the returns of companies with smaller market capitalizations, the return on large-cap securities could trail the returns on investments in

smaller and mid-sized companies for a number of reasons. For example, large-cap companies may be unable to respond quickly to new competitive challenges, such as changes in technology, and also may not be able to attain the high growth rate of successful smaller companies.

- **Exposure to Small- and Mid-Cap Company Investment Risk** — The risk of equity investing may be particularly acute for securities of issuers with smaller market capitalizations. Small- and mid-cap companies may have limited product lines or resources, may be dependent upon a particular market niche and may have greater fluctuations in price than the stocks of larger companies. Small- and mid-cap companies may lack the financial and personnel resources to handle economic or industry-wide setbacks and, as a result, such setbacks could have a greater effect on small- and mid-cap security prices. Additionally, small- and mid-cap company stocks may trade at greater spreads or lower trading volumes, and may be less liquid than the stocks of larger companies. Further, stocks of small- and mid-sized companies could be more difficult to liquidate during market downturns compared to larger, more widely traded companies.
- **Natural Disaster/Epidemic Risk** — Natural or environmental disasters, such as earthquakes, fires, floods, hurricanes, tsunamis and other severe weather-related phenomena generally, and widespread disease, including pandemics and epidemics (for example, the novel coronavirus COVID-19), have been and can be highly disruptive to economies and markets and have recently led, and may continue to lead, to increased market volatility and significant market losses. Such natural disaster and health crises could exacerbate political, social, and economic risks, and result in significant breakdowns, delays, shutdowns, social isolation, and other disruptions to important global, local and regional supply chains affected, with potential corresponding results on the operating performance of the Fund and its investments. A climate of uncertainty and panic, including the contagion of infectious viruses or diseases, may adversely affect global, regional, and local economies and reduce the availability of potential investment opportunities, and increases the difficulty of performing due diligence and modeling market conditions, potentially reducing the accuracy of financial projections. Under these circumstances, the Fund may have difficulty achieving its investment objectives which may adversely impact Fund performance. Further, such events can be highly disruptive to economies and markets, significantly disrupt the operations of individual companies (including, but not limited to, the Fund's investment advisor, third party service providers, and counterparties), sectors, industries, markets, securities and commodity exchanges, currencies, interest and inflation rates, credit ratings, investor sentiment, and other factors affecting the value of the Fund's investments. These factors can cause substantial market volatility, exchange trading suspensions and closures, changes in the availability of and the margin requirements for certain instruments, and can impact the

ability of the Fund to complete redemptions and otherwise affect Fund performance and Fund trading in the secondary market. A widespread crisis would also affect the global economy in ways that cannot necessarily be foreseen. How long such events will last and whether they will continue or recur cannot be predicted. Impacts from these could have a significant impact on the Fund's performance, resulting in losses to your investment.

- **Risk that Current Assumptions and Expectations Could Become Outdated As a Result of Global Economic Shock** — The onset of the novel coronavirus (COVID-19) has caused significant shocks to global financial markets and economies, with many governments taking extreme actions to slow and contain the spread of COVID-19. These actions have had, and likely will continue to have, a severe economic impact on global economies as economic activity in some instances has essentially ceased. Financial markets across the globe are experiencing severe distress at least equal to what was experienced during the global financial crisis in 2008. In March 2020, U.S. equity markets entered a bear market in the fastest such move in the history of U.S. financial markets. During much of 2020, the unemployment rate in the U.S. has been extremely high by historical standards. It is not possible to predict when unemployment and market conditions will return to more normal levels. The global economic shocks being experienced as of the date hereof may cause the underlying assumptions and expectations of the Fund to become outdated quickly or inaccurate, resulting in significant losses.
- **Non-Diversification Risk** — The Fund is classified as “non-diversified” under the Investment Company Act of 1940, as amended (“1940 Act”). This means it has the ability to invest a relatively high percentage of its assets in the securities of a small number of issuers or in financial instruments with a single counterparty or a few counterparties. This may increase the Fund's volatility and increase the risk that the Fund's performance will decline based on the performance of a single issuer or the credit of a single counterparty.
- **Index Performance Risk** — The Index maintained by a third party provider unaffiliated with the Fund or ProFund Advisors. There can be no guarantee or assurance that the methodology used by the third party provider to create the Index will result in the Fund achieving positive returns. Further, there can be no guarantee that the methodology underlying the Index or the daily calculation of the Index will be free from error. It is also possible that the value of the Index may be subject to intentional manipulation by third-party market participants. The Index used by the Fund may underperform other asset classes and may underperform other similar indices. Each of these factors could have a negative impact on the performance of the Fund.
- **Active Investor Risk** — The Fund permits short-term trading of its securities. A significant portion of assets invested in the Fund may come from professional money managers and

investors who use the Fund as part of active trading or tactical asset allocation strategies. These strategies often call for frequent trading to take advantage of anticipated changes in market conditions, which could increase portfolio turnover and may result in additional costs for the Fund. In addition, large movements of assets into and out of the Fund may have a negative impact on the Fund's ability to achieve its investment objective or maintain a consistent level of operating expenses. In certain circumstances, the Fund's expense ratio may vary from current estimates or the historical ratio disclosed in this Prospectus.

- **Early Close/Late Close/Trading Halt Risk** — An exchange or market may close early, close late or issue trading halts on specific securities or financial instruments. As a result, the ability to trade certain securities or financial instruments may be restricted, which may result in the Fund being unable to trade those and other related financial instruments at all. In these circumstances, the Fund may be unable to rebalance its portfolio, may be unable to accurately price its investments and/or may incur substantial trading losses.
- **Liquidity Risk** — In certain circumstances, such as the disruption of the orderly markets for the financial instruments in which the Fund invests, the Fund might not be able to acquire or dispose of certain holdings quickly or at prices that represent true market value in the judgment of ProFund Advisors. Markets for the financial instruments in which the Fund invests may be disrupted by a number of events, including but not limited to economic crises, political crises, health crises, natural disasters, excessive volatility, new legislation, or regulatory changes inside or outside of the U.S. For example, regulation limiting the ability of certain financial institutions to invest in certain financial instruments would likely reduce the liquidity of those instruments. These situations may prevent the Fund from limiting losses, realizing gains or achieving a high inverse correlation with the Index.
- **Portfolio Turnover Risk** — The Fund may incur high portfolio turnover to manage the Fund's investment exposure. Additionally, active trading of the Fund's shares may cause more frequent purchase and sales activities that could, in certain circumstances, increase the number of portfolio transactions. High levels of portfolio transactions increase brokerage and other transaction costs and may result in increased taxable capital gains. Each of these factors could have a negative impact on the performance of the Fund.
- **Tax Risk** — In order to qualify for the special tax treatment accorded a regulated investment company ("RIC") and its shareholders, the Fund must derive at least 90% of its gross income for each taxable year from "qualifying income," meet certain asset diversification tests at the end of each taxable quarter, and meet annual distribution requirements. The

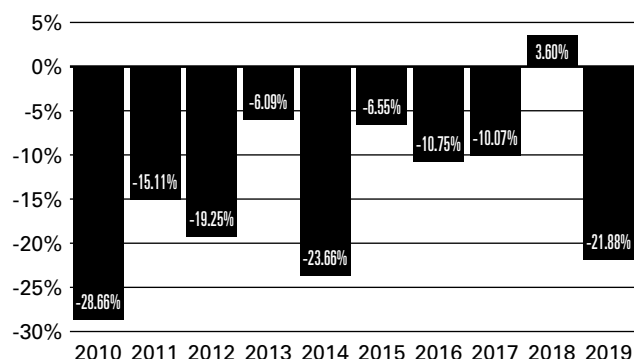
Fund's pursuit of its investment strategies will potentially be limited by the Fund's intention to qualify for such treatment and could adversely affect the Fund's ability to so qualify. The Fund can make certain investments, the treatment of which for these purposes is unclear. If, in any year, the Fund were to fail to qualify for the special tax treatment accorded a RIC and its shareholders, and were ineligible to or were not to cure such failure, the Fund would be taxed in the same manner as an ordinary corporation subject to U.S. federal income tax on all its income at the fund level. The resulting taxes could substantially reduce the Fund's net assets and the amount of income available for distribution. In addition, in order to requalify for taxation as a RIC, the Fund could be required to recognize unrealized gains, pay substantial taxes and interest, and make certain distributions. Please see the Statement of Additional Information for more information.

- **Valuation Risk** — In certain circumstances (e.g., if ProFund Advisors believes market quotations do not accurately reflect the fair value of an investment, or a trading halt closes an exchange or market early), ProFund Advisors may, in its sole discretion, choose to determine a fair value price as the basis for determining the market value of such investment for such day. The fair value of an investment determined by ProFund Advisors may be different from other value determinations of the same investment. Portfolio investments that are valued using techniques other than market quotations, including "fair valued" investments, may be subject to greater fluctuation in their value from one day to the next than would be the case if market quotations were used. In addition, there is no assurance that the Fund could sell a portfolio investment for the value established for it at any time, and it is possible that the Fund would incur a loss because a portfolio investment is sold at a discount to its established value.

Please see "Investment Objectives, Principal Investment Strategies and Related Risks" in the Fund's Prospectus for additional details.

Investment Results

The bar chart below shows how the Fund's investment results for Investor Class shares have varied from year to year, and the table shows how the Fund's average annual total returns for various periods compare with different broad measures of market performance. Performance for Service Class shares would differ to the extent their fees and expenses differ. This information provides some indication of the risks of investing in the Fund. In addition, the Fund's performance information reflects applicable fee waivers and/or expense limitations, if any, in effect during the periods presented. Absent such fee waivers/expense limitations, if any, performance would have been lower. Past results (before and after taxes) are not predictive of future results. Updated information on the Fund's results can be obtained by visiting the Fund's website (www.profund.com).

Annual Returns as of December 31

Best Quarter (ended 9/30/2011): **12.60%**

Worst Quarter (ended 12/31/2011): **-15.01%**

The year-to-date return as of the most recent quarter, which ended September 30, 2020, was -4.70%.

Average Annual Total Returns

As of December 31, 2019

	One Year	Five Years	Ten Years	Inception Date
Investor Class Shares				9/12/2005
– Before Taxes	-21.88%	-9.50%	-14.34%	
– After Taxes on Distributions	-21.88%	-9.50%	-14.34%	
– After Taxes on Distributions and Sale of Shares	-12.95%	-6.87%	-8.75%	
Service Class Shares	-22.60%	-10.37%	-15.14%	9/12/2005
S&P 500^{®1}	31.49%	11.70%	13.56%	
Dow Jones U.S. Real EstateSM Index¹	28.92%	8.35%	11.96%	

1 Reflects no deduction for fees, expenses or taxes. Adjusted to reflect the reinvestment of dividends paid by issuers in the Index.

Average annual total returns are shown on a before- and after-tax basis for Investor Class shares only. After-tax returns for Service Class shares will vary. After-tax returns are calculated using the historical highest individual federal marginal income tax rates and do not reflect the impact of state and local taxes. Actual after-tax returns depend on an investor's tax situation and may differ from those shown. After-tax returns shown are not relevant to investors who hold the Fund's shares through tax-deferred arrangements, such as a retirement account. After-tax returns may exceed the return before taxes due to a tax benefit from realizing a capital loss on a sale of shares.

Annual returns are required to be shown and should not be interpreted as suggesting that the Fund should or should not be held for longer periods of time.

Management

The Fund is advised by ProFund Advisors. Michael Neches, Senior Portfolio Manager, and Tarak Davé, Portfolio Manager, have jointly and primarily managed the Fund since October 2013 and April 2018, respectively.

Purchase and Sale of Fund Shares

The **minimum initial investment** amounts for all classes, which may be waived at the discretion of the Fund, are:

- \$5,000 for accounts that list a financial professional.
- \$15,000 for self-directed accounts.

You may purchase, redeem or exchange Fund shares on any day which the New York Stock Exchange is open for business. Depending on where your account is held, you may redeem your shares by contacting your financial professional or the Fund by mail, telephone, wire transfer or on-line (www.profunds.com).

Tax Information

The Fund's distributions generally are taxable, and will be taxed as ordinary income, qualified dividend income or capital gains, unless you are investing through a tax-advantaged arrangement, such as a 401(k) plan or an individual retirement account. You may be taxed later upon withdrawal of monies from such tax-advantaged arrangements.

The Fund intends to distribute income, if any, and capital gains, if any, at least annually.

Payments to Broker-Dealers and Other Financial Intermediaries

If you purchase Fund shares through a financial intermediary, such as a broker-dealer or investment adviser, the Fund and its distributor may pay the intermediary for the sale of Fund shares and related services. These payments may create a conflict of interest by influencing the broker-dealer or other financial intermediary to recommend the Fund over another investment. Ask your financial intermediary or visit your financial intermediary's website for more information.

Important Information About the Fund

Short Small-Cap ProFund (the “Fund”) seeks daily investment results, before fees and expenses, that correspond to the inverse (-1x) of the return of the Russell 2000[®] Index (the “Index”) **for a single day**, not for any other period. A “single day” is measured from the time the Fund calculates its net asset value (“NAV”) to the time of the Fund’s next NAV calculation. **The return of the Fund for periods longer than a single day will be the result of its return for each day compounded over the period. The Fund’s returns for periods longer than a single day will very likely differ in amount, and possibly even direction, from the Fund’s stated multiple (-1x) times the return of the Index for the same period. For periods longer than a single day, the Fund will lose money if the Index’s performance is flat, and it is possible that the Fund will lose money even if the level of the Index falls.** Longer holding periods, higher Index volatility, and greater inverse exposure each exacerbate the impact of compounding on an investor’s returns. During periods of higher Index volatility, the volatility of the Index may affect the Fund’s return as much as or more than the return of the Index.

The Fund presents different risks than other types of funds. The Fund may not be suitable for all investors and should be used only by knowledgeable investors who understand the consequences of seeking daily inverse (-1x) investment results, including the impact of compounding on Fund performance. Investors in the Fund should actively manage and monitor their investments, as frequently as daily. An investor in the Fund could potentially lose the full principal value of their investment within a single day.

Investment Objective

The Fund seeks daily investment results, before fees and expenses, that correspond to the inverse (-1x) of the daily performance of the Index. **The Fund does not seek to achieve its stated investment objective over a period of time greater than a single day.**

Fees and Expenses of the Fund

The table below describes the fees and expenses that you may pay if you buy, hold, and sell shares of the Fund. You may pay other fees, such as brokerage commissions and other fees to financial intermediaries, which are not reflected in the tables and examples below.

Shareholder Fees

(fees paid directly from your investment)

Wire Fee \$10

Annual Fund Operating Expenses

(expenses that you pay each year as a percentage of the value of your investment)

	Investor Class	Service Class
Investment Advisory Fees	0.75%	0.75%
Distribution and Service (12b-1) Fees	0.00%	1.00%
Other Expenses	<u>2.53%</u>	<u>2.53%</u>

Total Annual Fund Operating Expenses

Before Fee Waivers and Expense

Reimbursements	3.28%	4.28%
Fee Waivers/Reimbursements ¹	<u>-1.50%</u>	<u>-1.50%</u>

Total Annual Fund Operating Expenses

After Fee Waivers and Expense

Reimbursements	<u>1.78%</u>	<u>2.78%</u>
----------------	---------------------	---------------------

1 ProFund Advisors LLC (“ProFund Advisors”) has contractually agreed to waive Investment Advisory and Management Services Fees and to reimburse Other Expenses to the extent Total Annual Fund Operating Expenses Before Fee Waivers and Expense Reimbursements, as a percentage of average daily net assets, exceed 1.78% for Investor Class shares and 2.78% for Service Class shares through November 30, 2021. After such date, the expense limitation may be terminated or revised by ProFund Advisors. Amounts waived or reimbursed in a particular contractual period may be recouped by ProFund Advisors within three years of the end of that contractual period, however, such recoupment will be limited to the lesser of any expense limitation in place at the time of recoupment or the expense limitation in place at the time of waiver or reimbursement.

Example: This example is intended to help you compare the cost of investing in the Fund with the cost of investing in other funds.

The example assumes that you invest \$10,000 in the Fund for the time periods indicated and then redeem all of your shares at the end of each period. The example also assumes that your investment has a 5% return each year and that the Fund’s operating expenses remain the same, except that the fee waiver/expense reimbursement is assumed only to pertain to the first year. Although your actual costs may be higher or lower, based on these assumptions your approximate costs would be:

	1 Year	3 Years	5 Years	10 Years
Investor Class	\$181	\$870	\$1,582	\$3,474
Service Class	\$281	\$1,162	\$2,056	\$4,349

The Fund pays transaction and financing costs associated with the purchase and sale of securities and derivatives. These costs are not reflected in the table or the example above.

Portfolio Turnover

The Fund pays transaction costs, such as commissions, when it buys and sells securities (or “turns over” its portfolio). A higher portfolio turnover rate may indicate higher transaction costs and may result in higher taxes when the Fund’s shares are held in a taxable account. These costs, which are not reflected in the Annual Fund Operating Expenses or in the example above, affect the Fund’s performance. During the most recent fiscal year, the Fund’s annual portfolio turnover rate was 0% of the average value of its entire portfolio. This portfolio turnover rate is calculated without regard to cash instruments or derivatives transactions. If such transactions were included, the Fund’s portfolio turnover rate would be significantly higher.

Principal Investment Strategies

The Fund invests in financial instruments that ProFund Advisors believes, in combination, should produce daily returns consistent with the Fund’s investment objective.

The Index is constructed and maintained by FTSE Russell. The Index is a measure of small-cap U.S. stock market performance. It is a float adjusted, market capitalization-weighted index containing approximately 2000 of the smallest companies in the Russell 3000[®] Index or approximately 10% of the total market capitalization of the Russell 3000[®] Index, which in turn represents approximately 98% of the U.S. equity market and includes approximately 3,000 of the largest companies in the U.S. The Russell 3000[®] includes large-, mid-, and small-capitalization companies. The Index is published under the Bloomberg ticker symbol “RTY.”

The Fund will invest principally in the financial instruments set forth below. The Fund expects that its cash balances maintained in connection with the use of financial instruments will typically be held in money market instruments.

- **Derivatives** — The Fund invests in derivatives, which are financial instruments whose value is derived from the value of an underlying asset or assets, such as stocks, bonds, funds (including exchange-traded funds (“ETFs”)), interest rates or indexes. The Fund invests in derivatives as a substitute for directly shorting stocks in order to seek returns for a single day that are inverse (-1x) to the returns of the Index for that day. These derivatives principally include:
 - **Swap Agreements** — Contracts entered into primarily with major global financial institutions for a specified period ranging from a day to more than one year. In a standard “swap” transaction, two parties agree to exchange the return (or differentials in rates of return) earned or realized on particular predetermined

investments or instruments. The gross return to be exchanged or “swapped” between the parties is calculated with respect to a “notional amount,” e.g., the return on or change in value of a particular dollar amount invested in a “basket” of securities or an ETF representing a particular index.

- **Futures Contracts** — Standardized contracts traded on, or subject to the rules of, an exchange that call for the future delivery of a specified quantity and type of asset at a specified time and place or, alternatively, may call for cash settlement.
- **Money Market Instruments** — The Fund invests in short-term cash instruments that have a remaining maturity of 397 days or less and exhibit high quality credit profiles, for example:
 - **U.S. Treasury Bills** — U.S. government securities that have initial maturities of one year or less, and are supported by the full faith and credit of the U.S. government.
 - **Repurchase Agreements** — Contracts in which a seller of securities, usually U.S. government securities or other money market instruments, agrees to buy the securities back at a specified time and price. Repurchase agreements are primarily used by the Fund as a short-term investment vehicle for cash positions.

ProFund Advisors uses a mathematical approach to investing. Using this approach, ProFund Advisors determines the type, quantity and mix of investment positions that it believes, in combination, the Fund should hold to produce daily returns consistent with the daily Fund’s investment objective. The Fund may gain inverse exposure to only a representative sample of the securities in the Index or to securities not contained in the Index or in financial instruments, with the intent of obtaining exposure with aggregate characteristics similar to those of the inverse of the single day returns of the Index. In managing the assets of the Fund, ProFund Advisors does not invest the assets of the Fund in securities or financial instruments based on ProFund Advisors’ view of the investment merit of a particular security, instrument, or company, nor does it conduct conventional investment research or analysis or forecast market movement or trends. The Fund seeks to remain fully invested at all times in securities and/or financial instruments that, in combination, provide inverse exposure to the single day returns of the Index, consistent with its investment objective, without regard to market conditions, trends or direction. The Fund seeks investment results for a single day only, measured as the time the Fund calculates its NAV to the next time the Fund calculates its NAV, and not for any other period.

The Fund seeks to engage in daily rebalancing to position its portfolio so that its exposure to the Index is consistent with the Fund’s daily investment objective. The time and manner in which the Fund rebalances its portfolio may vary from day to day at the discretion of ProFund Advisors, depending on market conditions

and other circumstances. The Index's movements during the day will affect whether the Fund's portfolio needs to be rebalanced. For example, if the Index has risen on a given day, net assets of the Fund should fall (assuming there were no shares issued). As a result, the Fund's inverse exposure will need to be decreased. Conversely, if the Index has fallen on a given day, net assets of the Fund should rise (assuming there were no share redemptions). As a result, the Fund's inverse exposure will need to be increased.

Daily rebalancing and the compounding of each day's return over time means that the return of the Fund for a period longer than a single day will be the result of each day's returns compounded over the period, which will very likely differ in amount, and possibly even direction, from the inverse (-1x) of the return of the Index for the same period. The Fund will lose money if the Index's performance is flat over time, and the Fund can lose money regardless of the performance of the Index, as a result of daily rebalancing, the Index's volatility, compounding of each day's return and other factors. See "Principal Risks" below.

The Fund will concentrate or focus its investments in a particular industry or group of industries to approximately the same extent the Index is so concentrated or focused. As of July 31, 2020, the Index was not concentrated in an industry group, but was focused in the health care and financials industry groups.

Please see "Investment Objectives, Principal Investment Strategies and Related Risks" in the Fund's Prospectus for additional details.

Principal Risks

You may lose the full principal value of your investment within a single day.

The principal risks described below are intended to provide information about the factors likely to have a significant adverse impact on the Fund's returns and consequently the value of an investment in the Fund. The risks are presented in an order intended to facilitate readability and their order does not imply that the realization of one risk is more likely to occur than another risk or likely to have a greater adverse impact than another risk. While the realization of certain of the risks described herein may benefit the Fund because the Fund seeks daily investment results, before fees and expenses, that correspond to the inverse (-1x) of the daily return of the Index, such occurrences may introduce more volatility to the Fund, which could have a significant negative impact on Fund performance.

- **Risks Associated with the Use of Derivatives** — Investing in derivatives may be considered aggressive and may expose the Fund to greater risks and may result in larger losses or smaller gains than investing directly in the reference asset(s) underlying those derivatives. These risks include counterparty risk, liquidity risk and increased correlation risk. When the Fund uses derivatives, there may be imperfect correlation between the value of the reference asset(s) underlying the derivative (e.g., the Index) and the derivative, which may

prevent the Fund from achieving its investment objective. Because derivatives often require only a limited initial investment, the use of derivatives also may expose the Fund to losses in excess of those amounts initially invested. The Fund may use a combination of swaps on the Index and swaps on an ETF that is designed to track the performance of the Index. The performance of an ETF may not track the performance of the Index due to embedded costs and other factors. Thus, to the extent the Fund invests in swaps that use an ETF as the reference asset, the Fund may be subject to greater correlation risk and may not achieve as high a degree of correlation with the Index as it would if the Fund only used swaps on the Index. Moreover, with respect to the use of swap agreements, if the Index has a dramatic intraday move that causes a material decline in the Fund's net assets, the terms of a swap agreement between the Fund and its counterparty may permit the counterparty to immediately close out the transaction with the Fund. In that event, the Fund may be unable to enter into another swap agreement or invest in other derivatives to achieve the desired exposure consistent with the Fund's investment objective. This, in turn, may prevent the Fund from achieving its investment objective, even if the Index reverses all or a portion of its intraday move by the end of the day. As a result, the value of an investment in the Fund may change quickly and without warning. Any costs associated with using derivatives will also have the effect of lowering the Fund's return.

- **Leverage Risk** — Leverage increases the risk of a total loss of an investor's investment, may increase the volatility of the Fund, and may magnify any differences between the performance of the Fund and the Index.
- **Compounding Risk** — The Fund has a single day investment objective, and the Fund's performance for any other period is the result of its return for each day compounded over the period. The performance of the Fund for periods longer than a single day will very likely differ in amount, and possibly even direction, from the inverse (-1x) of the daily return of the Index for the same period, before accounting for fees and expenses. Compounding affects all investments, but has a more significant impact on an inverse fund. This effect becomes more pronounced as Index volatility and holding periods increase. Fund performance for a period longer than a single day can be estimated given any set of assumptions for the following factors: (a) Index volatility; (b) Index performance; (c) period of time; (d) financing rates associated with inverse exposure; (e) other Fund expenses; and (f) dividends or interest paid with respect to securities in the Index. The chart below illustrates the impact of two principal factors — Index volatility and Index performance — on Fund performance. The chart shows estimated Fund returns for a number of combinations of Index volatility and Index performance over a one-year period. Actual volatility, Index and Fund performance may differ significantly from the chart below. Performance shown in the chart assumes: (a) no dividends paid with respect to securities included in the

Index; (b) no Fund expenses; and (c) borrowing/lending rates (to obtain inverse exposure) of zero percent. If Fund expenses and/or actual borrowing/lending rates were reflected, the Fund's performance would be different than shown.

Areas shaded darker represent those scenarios where the Fund can be expected to return less than the inverse (-1x) of the performance of the Index.

Estimated Fund Returns

Index Performance		One Year Volatility Rate				
One Year Index	Inverse (-1x) of the One Year Index	10%	25%	50%	75%	100%
-60%	60%	147.5%	134.9%	94.7%	42.4%	-8.0%
-50%	50%	98.0%	87.9%	55.8%	14.0%	-26.4%
-40%	40%	65.0%	56.6%	29.8%	-5.0%	-38.7%
-30%	30%	41.4%	34.2%	11.3%	-18.6%	-47.4%
-20%	20%	23.8%	17.4%	-2.6%	-28.8%	-54.0%
-10%	10%	10.0%	4.4%	-13.5%	-36.7%	-59.1%
0%	0%	-1.0%	-6.1%	-22.1%	-43.0%	-63.2%
10%	-10%	-10.0%	-14.6%	-29.2%	-48.2%	-66.6%
20%	-20%	-17.5%	-21.7%	-35.1%	-52.5%	-69.3%
30%	-30%	-23.8%	-27.7%	-40.1%	-56.2%	-71.7%
40%	-40%	-29.3%	-32.9%	-44.4%	-59.3%	-73.7%
50%	-50%	-34.0%	-37.4%	-48.1%	-62.0%	-75.5%
60%	-60%	-38.1%	-41.3%	-51.3%	-64.4%	-77.0%

The foregoing table is intended to isolate the effect of Index volatility and Index performance on the return of the Fund and is not a representation of actual returns. For example, the Fund may incorrectly be expected to achieve a -20% return on a yearly basis if the Index return were 20%, absent the effects of compounding. As the table shows, with Index volatility of 50%, the Fund could be expected to return -35.1% under such a scenario. The Fund's actual returns may be significantly better or worse than the returns shown above as a result of any of the factors discussed above or in "Principal Risks — Correlation Risk" below.

The Index's annualized historical volatility rate for the five-year period ended July 31, 2020 was 24.04%. The Index's highest July to July volatility rate during the five-year period was 42.00% (July 31, 2020). The Index's annualized total return performance for the five-year period ended July 31, 2020 was 5.10%. Historical Index volatility and performance are not indications of what the Index volatility and performance will be in the future. The volatility of U.S. exchange-traded securities or instruments that reflect the value of the Index may differ from the volatility of the Index.

For additional graphs and charts demonstrating the effects of Index volatility and Index performance on the long-term performance of the Fund, see "Understanding the Risks and Long-Term Performance of Daily Objective

Funds — The Impact of Compounding" in the Fund's Prospectus and "Special Note Regarding the Correlation Risks of Geared Funds" in the Fund's Statement of Additional Information.

- **Correlation Risk** — A number of factors may affect the Fund's ability to achieve a high degree of inverse correlation with the Index, and there is no guarantee that the Fund will achieve a high degree of inverse correlation. Failure to achieve a high degree of inverse correlation may prevent the Fund from achieving its investment objective, and the percentage change of the Fund's NAV each day may differ, perhaps significantly in amount, and possibly even direction, from the inverse (-1x) of the percentage change of the Index on such day.

In order to achieve a high degree of inverse correlation with the Index, the Fund seeks to rebalance its portfolio daily to keep exposure consistent with its investment objective. Being materially under- or overexposed to the Index may prevent the Fund from achieving a high degree of inverse correlation with the Index and may expose the Fund to greater leverage risk. Market disruptions or closure, regulatory restrictions, market volatility, illiquidity in the markets for the financial instruments in which the Fund invests, and other factors will adversely affect the Fund's ability to adjust exposure to requisite levels. The target amount of portfolio exposure is impacted dynamically by the Index's movements, including intraday movements. Because of this, it is unlikely that the Fund will have perfect inverse (-1x) exposure during the day or at the end of each day and the likelihood of being materially under- or overexposed is higher on days when the Index is volatile, particularly when the Index is volatile at or near the close of the trading day.

A number of other factors may also adversely affect the Fund's inverse correlation with the Index, including fees, expenses, transaction costs, financing costs associated with the use of derivatives, income items, valuation methodology, accounting standards and disruptions or illiquidity in the markets for the securities or financial instruments in which the Fund invests. The Fund may not have investment exposure to all of the securities in the Index, or its weighting of investment exposure to securities may be different from that of the Index. In addition, the Fund may invest in securities not included in the Index. The Fund may take or refrain from taking positions in order to improve tax efficiency, comply with regulatory restrictions, or for other reasons, each of which may negatively affect the Fund's correlation with the Index. The Fund may also be subject to large movements of assets into and out of the Fund, potentially resulting in the Fund being under- or overexposed to the Index and may be impacted by Index reconstitutions and Index rebalancing events. Additionally, the Fund's underlying investments and/or reference assets may trade on markets that may not be open on the same day as the Fund, which may cause a difference

between the changes in the daily performance of the Fund and changes in the level of the Index. Any of these factors could decrease correlation between the performance of the Fund and the Index and may hinder the Fund's ability to meet its daily investment objective on or around that day.

- **Rebalancing Risk** — If for any reason the Fund is unable to rebalance all or a portion of its portfolio, or if all or a portion of the portfolio is rebalanced incorrectly, the Fund's investment exposure may not be consistent with the Fund's investment objective. In these instances, the Fund may have investment exposure to the Index that is significantly greater or less than its stated multiple. As a result, the Fund may be more exposed to leverage risk than if it had been properly rebalanced and may not achieve its investment objective.
- **Counterparty Risk** — Investing in derivatives and repurchase agreements involves entering into contracts with third parties (i.e., counterparties). The use of derivatives involves risks that are different from those associated with ordinary portfolio securities transactions. The Fund will be subject to credit risk (i.e., the risk that a counterparty is or is perceived to be unwilling or unable to make timely payments or otherwise meet its contractual obligations) with respect to the amount it expects to receive from counterparties to derivatives and repurchase agreements entered into by the Fund. If a counterparty becomes bankrupt or fails to perform its obligations, or if any collateral posted by the counterparty for the benefit of the Fund is insufficient or there are delays in the Fund's ability to access such collateral, the value of an investment in the Fund may decline.
- **Short Sale Exposure Risk** — The Fund may seek inverse or "short" exposure through financial instruments, which would cause the Fund to be exposed to certain risks associated with selling short. These risks include, under certain market conditions, an increase in the volatility and decrease in the liquidity of the instruments underlying the short position, which may lower the Fund's return, result in a loss, have the effect of limiting the Fund's ability to obtain inverse exposure through financial instruments, or require the Fund to seek inverse exposure through alternative investment strategies that may be less desirable or more costly to implement. To the extent that, at any particular point in time, the instruments underlying the short position may be thinly traded or have a limited market, including due to regulatory action, the Fund may be unable to meet its investment objective due to a lack of available securities or counterparties. During such periods, the Fund's ability to issue additional shares may be adversely affected. Obtaining inverse exposure through these instruments may be considered an aggressive investment technique. Any income, dividends or payments by the assets underlying the Fund's short positions will negatively impact the Fund.
- **Inverse Correlation Risk** — Investors will lose money when the Index rises — a result that is the opposite from traditional funds. A single day or intraday increase in the level of the

Index approaching 100% may result in the total loss or almost total loss of an investor's investment, even if the Index subsequently moves lower.

- **Exposure to Small- and Mid-Cap Company Investment Risk** — The risk of equity investing may be particularly acute for securities of issuers with smaller market capitalizations. Small- and mid-cap companies may have limited product lines or resources, may be dependent upon a particular market niche and may have greater fluctuations in price than the stocks of larger companies. Small- and mid-cap companies may lack the financial and personnel resources to handle economic or industry-wide setbacks and, as a result, such setbacks could have a greater effect on small- and mid-cap security prices. Additionally, small- and mid-cap company stocks may trade at greater spreads or lower trading volumes, and may be less liquid than the stocks of larger companies. Further, stocks of small- and mid-sized companies could be more difficult to liquidate during market downturns compared to larger, more widely traded companies.
- **Equity and Market Risk** — Equity markets are volatile, and the value of securities, swaps, futures and other instruments correlated with equity markets may fluctuate dramatically from day to day. Equity markets are subject to corporate, political, regulatory, market and economic developments, as well as developments that impact specific economic sectors, industries or segments of the market. Further, stocks in the Index may underperform other equity investments. Volatility in the markets and/or market developments may cause the value of an investment in the Fund to decrease over short or long periods of time.

As a fund seeking daily investment results, before fees and expenses, that correspond to the inverse (-1x) of the daily return of the Index, the value of an investment in the Fund is expected to decline when market conditions cause the level of the Index to rise.
- **Concentration and Focused Investing** — The Index may concentrate (i.e., composed of securities that represent 25 percent or more of the value of the Index) or focus (i.e., composed of securities that represent a substantial portion of its value, but less than 25 percent) in an industry or group of industries. The Fund will allocate its investments to approximately the same extent as the Index. As a result, the Fund may be subject to greater market fluctuations than a fund that is more broadly invested across industries. Financial, economic, business, regulatory conditions, and other developments affecting issuers in a particular industry or group of industries will have a greater effect on the Fund, and if securities of the particular industry or group of industries as a group fall out of favor, the Fund could underperform, or its net asset value may be more volatile than, funds that have greater industry diversification.
- **Natural Disaster/Epidemic Risk** — Natural or environmental disasters, such as earthquakes, fires, floods,

hurricanes, tsunamis and other severe weather-related phenomena generally, and widespread disease, including pandemics and epidemics (for example, the novel coronavirus COVID-19), have been and can be highly disruptive to economies and markets and have recently led, and may continue to lead, to increased market volatility and significant market losses. Such natural disaster and health crises could exacerbate political, social, and economic risks, and result in significant breakdowns, delays, shutdowns, social isolation, and other disruptions to important global, local and regional supply chains affected, with potential corresponding results on the operating performance of the Fund and its investments. A climate of uncertainty and panic, including the contagion of infectious viruses or diseases, may adversely affect global, regional, and local economies and reduce the availability of potential investment opportunities, and increases the difficulty of performing due diligence and modeling market conditions, potentially reducing the accuracy of financial projections. Under these circumstances, the Fund may have difficulty achieving its investment objectives which may adversely impact Fund performance. Further, such events can be highly disruptive to economies and markets, significantly disrupt the operations of individual companies (including, but not limited to, the Fund's investment advisor, third party service providers, and counterparties), sectors, industries, markets, securities and commodity exchanges, currencies, interest and inflation rates, credit ratings, investor sentiment, and other factors affecting the value of the Fund's investments. These factors can cause substantial market volatility, exchange trading suspensions and closures, changes in the availability of and the margin requirements for certain instruments, and can impact the ability of the Fund to complete redemptions and otherwise affect Fund performance and Fund trading in the secondary market. A widespread crisis would also affect the global economy in ways that cannot necessarily be foreseen. How long such events will last and whether they will continue or recur cannot be predicted. Impacts from these could have a significant impact on the Fund's performance, resulting in losses to your investment.

• **Risk that Current Assumptions and Expectations Could Become Outdated As a Result of Global Economic Shock** —

The onset of the novel coronavirus (COVID-19) has caused significant shocks to global financial markets and economies, with many governments taking extreme actions to slow and contain the spread of COVID-19. These actions have had, and likely will continue to have, a severe economic impact on global economies as economic activity in some instances has essentially ceased. Financial markets across the globe are experiencing severe distress at least equal to what was experienced during the global financial crisis in 2008. In March 2020, U.S. equity markets entered a bear market in the fastest such move in the history of U.S. financial markets. During much of 2020, the unemployment rate in the U.S. has

been extremely high by historical standards. It is not possible to predict when unemployment and market conditions will return to more normal levels. The global economic shocks being experienced as of the date hereof may cause the underlying assumptions and expectations of the Fund to become outdated quickly or inaccurate, resulting in significant losses.

- **Non-Diversification Risk** — The Fund is classified as “non-diversified” under the Investment Company Act of 1940, as amended (“1940 Act”). This means it has the ability to invest a relatively high percentage of its assets in the securities of a small number of issuers or in financial instruments with a single counterparty or a few counterparties. This may increase the Fund's volatility and increase the risk that the Fund's performance will decline based on the performance of a single issuer or the credit of a single counterparty.
- **Index Performance Risk** — The Index maintained by a third party provider unaffiliated with the Fund or ProFund Advisors. There can be no guarantee or assurance that the methodology used by the third party provider to create the Index will result in the Fund achieving positive returns. Further, there can be no guarantee that the methodology underlying the Index or the daily calculation of the Index will be free from error. It is also possible that the value of the Index may be subject to intentional manipulation by third-party market participants. The Index used by the Fund may underperform other asset classes and may underperform other similar indices. Each of these factors could have a negative impact on the performance of the Fund.
- **Active Investor Risk** — The Fund permits short-term trading of its securities. A significant portion of assets invested in the Fund may come from professional money managers and investors who use the Fund as part of active trading or tactical asset allocation strategies. These strategies often call for frequent trading to take advantage of anticipated changes in market conditions, which could increase portfolio turnover and may result in additional costs for the Fund. In addition, large movements of assets into and out of the Fund may have a negative impact on the Fund's ability to achieve its investment objective or maintain a consistent level of operating expenses. In certain circumstances, the Fund's expense ratio may vary from current estimates or the historical ratio disclosed in this Prospectus.
- **Early Close/Late Close/Trading Halt Risk** — An exchange or market may close early, close late or issue trading halts on specific securities or financial instruments. As a result, the ability to trade certain securities or financial instruments may be restricted, which may result in the Fund being unable to trade those and other related financial instruments at all. In these circumstances, the Fund may be unable to rebalance its portfolio, may be unable to accurately price its investments and/or may incur substantial trading losses.

- **Liquidity Risk** — In certain circumstances, such as the disruption of the orderly markets for the financial instruments in which the Fund invests, the Fund might not be able to acquire or dispose of certain holdings quickly or at prices that represent true market value in the judgment of ProFund Advisors. Markets for the financial instruments in which the Fund invests may be disrupted by a number of events, including but not limited to economic crises, political crises, health crises, natural disasters, excessive volatility, new legislation, or regulatory changes inside or outside of the U.S. For example, regulation limiting the ability of certain financial institutions to invest in certain financial instruments would likely reduce the liquidity of those instruments. These situations may prevent the Fund from limiting losses, realizing gains or achieving a high inverse correlation with the Index.
- **Portfolio Turnover Risk** — The Fund may incur high portfolio turnover to manage the Fund's investment exposure. Additionally, active trading of the Fund's shares may cause more frequent purchase and sales activities that could, in certain circumstances, increase the number of portfolio transactions. High levels of portfolio transactions increase brokerage and other transaction costs and may result in increased taxable capital gains. Each of these factors could have a negative impact on the performance of the Fund.
- **Tax Risk** — In order to qualify for the special tax treatment accorded a regulated investment company ("RIC") and its shareholders, the Fund must derive at least 90% of its gross income for each taxable year from "qualifying income," meet certain asset diversification tests at the end of each taxable quarter, and meet annual distribution requirements. The Fund's pursuit of its investment strategies will potentially be limited by the Fund's intention to qualify for such treatment and could adversely affect the Fund's ability to so qualify. The Fund can make certain investments, the treatment of which for these purposes is unclear. If, in any year, the Fund were to fail to qualify for the special tax treatment accorded a RIC and its shareholders, and were ineligible to or were not to cure such failure, the Fund would be taxed in the same manner as an ordinary corporation subject to U.S. federal income tax on

all its income at the fund level. The resulting taxes could substantially reduce the Fund's net assets and the amount of income available for distribution. In addition, in order to qualify for taxation as a RIC, the Fund could be required to recognize unrealized gains, pay substantial taxes and interest, and make certain distributions. Please see the Statement of Additional Information for more information.

- **Valuation Risk** — In certain circumstances (e.g., if ProFund Advisors believes market quotations do not accurately reflect the fair value of an investment, or a trading halt closes an exchange or market early), ProFund Advisors may, in its sole discretion, choose to determine a fair value price as the basis for determining the market value of such investment for such day. The fair value of an investment determined by ProFund Advisors may be different from other value determinations of the same investment. Portfolio investments that are valued using techniques other than market quotations, including "fair valued" investments, may be subject to greater fluctuation in their value from one day to the next than would be the case if market quotations were used. In addition, there is no assurance that the Fund could sell a portfolio investment for the value established for it at any time, and it is possible that the Fund would incur a loss because a portfolio investment is sold at a discount to its established value.

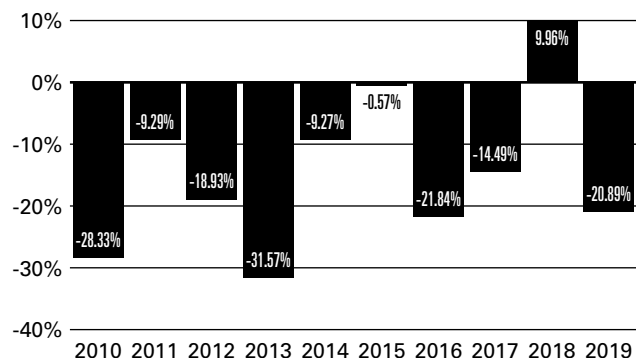
Please see "Investment Objectives, Principal Investment Strategies and Related Risks" in the Fund's Prospectus for additional details.

Investment Results

The bar chart below shows how the Fund's investment results for Investor Class shares have varied from year to year, and the table shows how the Fund's average annual total returns for various periods compare with a broad measure of market performance. Performance for Service Class shares would differ to the extent their fees and expenses differ. This information provides some indication of the risks of investing in the Fund. In addition, the Fund's performance information reflects applicable fee waivers and/or expense limitations, if any, in effect during the periods presented. Absent such fee waivers/expense limitations, if any, performance would have been lower. Past results (before and

after taxes) are not predictive of future results. Updated information on the Fund's results can be obtained by visiting the Fund's website (www.profund.com).

Annual Returns as of December 31



Best Quarter (ended 12/31/2018): **23.90%**

Worst Quarter (ended 12/31/2011): **-17.40%**

The year-to-date return as of the most recent quarter, which ended September 30, 2020, was -8.42%.

Average Annual Total Returns

As of December 31, 2019

	One Year	Five Years	Ten Years	Inception Date
Investor Class Shares				5/1/2002
– Before Taxes	-20.89%	-10.38%	-15.34%	
– After Taxes on Distributions	-21.16%	-10.44%	-15.37%	
– After Taxes on Distributions and Sale of Shares	-12.37%	-7.48%	-9.18%	
Service Class Shares	-21.55%	-11.26%	-16.14%	5/1/2002
Russell 2000® Index¹	25.52%	8.23%	11.83%	

1 Reflects no deduction for fees, expenses or taxes. Adjusted to reflect the reinvestment of dividends paid by issuers in the Index.

Average annual total returns are shown on a before- and after-tax basis for Investor Class shares only. After-tax returns for Service Class shares will vary. After-tax returns are calculated using the historical highest individual federal marginal income tax rates and do not reflect the impact of state and local taxes. Actual after-tax returns depend on an investor's tax situation and may differ from those shown. After-tax returns shown are not relevant to investors who hold the Fund's shares through tax-deferred arrangements, such as a retirement account. After-tax returns

may exceed the return before taxes due to a tax benefit from realizing a capital loss on a sale of shares.

Annual returns are required to be shown and should not be interpreted as suggesting that the Fund should or should not be held for longer periods of time.

Management

The Fund is advised by ProFund Advisors. Michael Neches, Senior Portfolio Manager, and Devin Sullivan, Portfolio Manager, have jointly and primarily managed the Fund since October 2013 and April 2018, respectively.

Purchase and Sale of Fund Shares

The **minimum initial investment** amounts for all classes, which may be waived at the discretion of the Fund, are:

- \$5,000 for accounts that list a financial professional.
- \$15,000 for self-directed accounts.

You may purchase, redeem or exchange Fund shares on any day which the New York Stock Exchange is open for business. Depending on where your account is held, you may redeem your shares by contacting your financial professional or the Fund by mail, telephone, wire transfer or on-line (www.profund.com).

Tax Information

The Fund's distributions generally are taxable, and will be taxed as ordinary income, qualified dividend income or capital gains, unless you are investing through a tax-advantaged arrangement, such as a 401(k) plan or an individual retirement account. You may be taxed later upon withdrawal of monies from such tax-advantaged arrangements.

The Fund intends to distribute income, if any, and capital gains, if any, at least annually.

Payments to Broker-Dealers and Other Financial Intermediaries

If you purchase Fund shares through a financial intermediary, such as a broker-dealer or investment adviser, the Fund and its distributor may pay the intermediary for the sale of Fund shares and related services. These payments may create a conflict of interest by influencing the broker-dealer or other financial intermediary to recommend the Fund over another investment. Ask your financial intermediary or visit your financial intermediary's website for more information.

Investment Objective

Small-Cap Growth ProFund (the “Fund”) seeks investment results, before fees and expenses, that track the performance of the S&P SmallCap 600[®] Growth Index (the “Index”).

Fees and Expenses of the Fund

The table below describes the fees and expenses that you may pay if you buy, hold, and sell shares of the Fund. You may pay other fees, such as brokerage commissions and other fees to financial intermediaries, which are not reflected in the tables and examples below.

Shareholder Fees

(fees paid directly from your investment)

Wire Fee \$10

Annual Fund Operating Expenses

(expenses that you pay each year as a percentage of the value of your investment)

	Investor Class	Service Class
Investment Advisory Fees	0.75%	0.75%
Distribution and Service (12b-1) Fees	0.00%	1.00%
Other Expenses	1.08%	1.08%

Total Annual Fund Operating Expenses Before Fee Waivers and Expense Reimbursements

	1.83%	2.83%
Fee Waivers/Reimbursements ¹	-0.05%	-0.05%

Total Annual Fund Operating Expenses After Fee Waivers and Expense Reimbursements

	1.78%	2.78%
--	--------------	--------------

¹ ProFund Advisors LLC (“ProFund Advisors”) has contractually agreed to waive Investment Advisory and Management Services Fees and to reimburse Other Expenses to the extent Total Annual Fund Operating Expenses Before Fee Waivers and Expense Reimbursements, as a percentage of average daily net assets, exceed 1.78% for Investor Class shares and 2.78% for Service Class shares through November 30, 2021. After such date, the expense limitation may be terminated or revised by ProFund Advisors. Amounts waived or reimbursed in a particular contractual period may be recouped by ProFund Advisors within three years of the end of that contractual period, however, such recoupment will be limited to the lesser of any expense limitation in place at the time of recoupment or the expense limitation in place at the time of waiver or reimbursement.

Example: This example is intended to help you compare the cost of investing in the Fund with the cost of investing in other funds.

The example assumes that you invest \$10,000 in the Fund for the time periods indicated and then redeem all of your shares at the end of each period. The example also assumes that your investment has a 5% return each year and that the Fund’s operating expenses remain the same, except that the fee waiver/expense reimbursement is assumed only to pertain to the first year. Although your actual costs may be higher or lower, based on these assumptions your approximate costs would be:

	1 Year	3 Years	5 Years	10 Years
Investor Class	\$181	\$571	\$986	\$2,144
Service Class	\$281	\$872	\$1,489	\$3,153

The Fund pays transaction and financing costs associated with the purchase and sale of securities and derivatives. These costs are not reflected in the table or the example above.

Portfolio Turnover

The Fund pays transaction costs, such as commissions, when it buys and sells securities (or “turns over” its portfolio). A higher portfolio turnover rate may indicate higher transaction costs and may result in higher taxes when the Fund’s shares are held in a taxable account. These costs, which are not reflected in the Annual Fund Operating Expenses or in the example above, affect the Fund’s performance. During the most recent fiscal year, the Fund’s annual portfolio turnover rate was 442% of the average value of its entire portfolio. This portfolio turnover rate is calculated without regard to cash instruments or derivatives transactions. If such transactions were included, the Fund’s portfolio turnover rate would be significantly higher.

Principal Investment Strategies

The Fund invests in financial instruments that ProFund Advisors believes, in combination, should track the performance of the Index.

The Index is constructed and maintained by S&P Dow Jones Indices LLC. The Index is designed to provide a comprehensive measure of small-cap U.S. equity “growth” performance. It is an unmanaged float-adjusted, market capitalization-weighted index comprising of stocks from the S&P SmallCap 600 that have been identified as being on the growth end of the growth-value spectrum as determined by S&P Dow Jones Indices LLC. It is a float-adjusted, market capitalization-weighted index of 600 U.S. operating companies. Securities are selected for inclusion in the underlying index by an S&P committee through a process that factors in criteria such as liquidity, price, market capitalization, financial viability, and public float. The Index is published under the Bloomberg ticker symbol “SMLG.”

The Fund will invest principally in the financial instruments set forth below. The Fund expects that its cash balances maintained in connection with the use of financial instruments will typically be held in money market instruments.

- **Equity Securities** — The Fund invests in common stock issued by public companies.
- **Derivatives** — The Fund invests in derivatives, which are financial instruments whose value is derived from the value of an underlying asset or assets, such as stocks, bonds, funds (including exchange-traded funds (“ETFs”)), interest rates or indexes. The Fund invests in derivatives as a substitute for investing directly in stocks in order to gain exposure to the Index. These derivatives principally include:

- **Swap Agreements** — Contracts entered into primarily with major global financial institutions for a specified period ranging from a day to more than one year. In a standard “swap” transaction, two parties agree to exchange the return (or differentials in rates of return) earned or realized on particular predetermined investments or instruments. The gross return to be exchanged or “swapped” between the parties is calculated with respect to a “notional amount,” e.g., the return on or change in value of a particular dollar amount invested in a “basket” of securities or an ETF representing a particular index.
- **Futures Contracts** — Standardized contracts traded on, or subject to the rules of, an exchange that call for the future delivery of a specified quantity and type of asset at a specified time and place or, alternatively, may call for cash settlement.
- **Money Market Instruments** — The Fund invests in short-term cash instruments that have a remaining maturity of 397 days or less and exhibit high quality credit profiles, for example:
 - **U.S. Treasury Bills** — U.S. government securities that have initial maturities of one year or less, and are supported by the full faith and credit of the U.S. government.
 - **Repurchase Agreements** — Contracts in which a seller of securities, usually U.S. government securities or other money market instruments, agrees to buy the securities back at a specified time and price. Repurchase agreements are primarily used by the Fund as a short-term investment vehicle for cash positions.

ProFund Advisors uses a mathematical approach to investing. Using this approach, ProFund Advisors determines the type, quantity and mix of investment positions that it believes, in combination, the Fund should hold to produce returns consistent with the Fund’s investment objective. The Fund may invest in or gain exposure to only a representative sample of the securities in the Index or to securities not contained in the Index or in financial instruments, with the intent of obtaining exposure with aggregate characteristics similar to those of the Index. In managing the assets of the Fund, ProFund Advisors does not invest the assets of the Fund in securities or financial instruments based on ProFund Advisors’ view of the investment merit of a particular security, instrument, or company, nor does it conduct conventional investment research or analysis or forecast market movement or trends.

The Fund will concentrate or focus its investments in a particular industry or group of industries to approximately the same extent the Index is so concentrated or focused.

As of July 31, 2020, the Index was not concentrated in an industry group, but was focused in the information technology, industrials, and consumer discretionary industry groups.

Please see “Investment Objectives, Principal Investment Strategies and Related Risks” in the Fund’s Prospectus for additional details.

Principal Risks

You could lose money by investing in the Fund.

The principal risks described below are intended to provide information about the factors likely to have a significant adverse impact on the Fund’s returns and consequently the value of an investment in the Fund. The risks are presented in an order intended to facilitate readability and their order does not imply that the realization of one risk is more likely to occur than another risk or likely to have a greater adverse impact than another risk.

- **Risks Associated with the Use of Derivatives** — Investing in derivatives may be considered aggressive and may expose the Fund to greater risks and may result in larger losses or smaller gains than investing directly in the reference asset(s) underlying those derivatives. These risks include counterparty risk, liquidity risk and increased correlation risk. When the Fund uses derivatives, there may be imperfect correlation between the value of the reference asset(s) underlying the derivative (e.g., the Index) and the derivative, which may prevent the Fund from achieving its investment objective. Because derivatives often require only a limited initial investment, the use of derivatives also may expose the Fund to losses in excess of those amounts initially invested. The Fund may use a combination of swaps on the Index and swaps on an ETF that is designed to track the performance of the Index. The performance of an ETF may not track the performance of the Index due to embedded costs and other factors. Thus, to the extent the Fund invests in swaps that use an ETF as the reference asset, the Fund may be subject to greater correlation risk and may not achieve as high a degree of correlation with the Index as it would if the Fund only used swaps on the Index. Moreover, with respect to the use of swap agreements, if the Index has a dramatic intraday move that causes a material decline in the Fund’s net assets, the terms of a swap agreement between the Fund and its counterparty may permit the counterparty to immediately close out the transaction with the Fund. In that event, the Fund may be unable to enter into another swap agreement or invest in other derivatives to achieve the desired exposure consistent with the Fund’s investment objective. This, in turn, may prevent the Fund from achieving its investment objective, even if the Index reverses all or a portion of its intraday move by the end of the day. As a result, the value of an investment in the Fund may change quickly and without warning. Any costs associated with using derivatives will also have the effect of lowering the Fund’s return.
- **Correlation Risk** — A number of factors may affect the Fund’s ability to achieve a high degree of correlation with the Index, and there is no guarantee that the Fund will achieve a high degree of correlation. Failure to achieve a high degree of

correlation may prevent the Fund from achieving its investment objective.

Factors that may adversely affect the Fund's correlation with the Index include fees, expenses, transaction costs, income items, valuation methodology, accounting standards and disruptions or illiquidity in the markets for the financial instruments in which the Fund invests. The Fund may not have investment exposure to all of the securities in the Index, or its weighting of investment exposure to securities may be different from that of the Index. In addition, the Fund may invest in securities not included in the Index. The Fund may take or refrain from taking positions in order to improve tax efficiency, comply with regulatory restrictions, or for other reasons, each of which may negatively affect the Fund's correlation with the Index. The Fund may also be subject to large movements of assets into and out of the Fund, potentially resulting in the Fund being over- or underexposed to the Index and may be impacted by Index reconstitutions and Index rebalancing events. Additionally, the Fund's underlying investments may trade on markets that may not be open on the same day as the Fund, which may cause a difference between the change in the performance of the Fund and change in the level of the Index on such day. Any of these factors could decrease correlation between the performance of the Fund and the Index and may hinder the Fund's ability to meet its investment objective.

- **Counterparty Risk** — Investing in derivatives and repurchase agreements involves entering into contracts with third parties (i.e., counterparties). The use of derivatives involves risks that are different from those associated with ordinary portfolio securities transactions. The Fund will be subject to credit risk (i.e., the risk that a counterparty is or is perceived to be unwilling or unable to make timely payments or otherwise meet its contractual obligations) with respect to the amount it expects to receive from counterparties to derivatives and repurchase agreements entered into by the Fund. If a counterparty becomes bankrupt or fails to perform its obligations, or if any collateral posted by the counterparty for the benefit of the Fund is insufficient or there are delays in the Fund's ability to access such collateral, the value of an investment in the Fund may decline.

The counterparty to a listed futures contract is the clearing organization for the listed future, which is held through a futures commission merchant ("FCM") acting on behalf of the Fund. Consequently, the counterparty risk on a listed futures contract is the creditworthiness of the FCM and the exchange's clearing corporation.

- **Exposure to Small- and Mid-Cap Company Investment Risk** — The risk of equity investing may be particularly acute for securities of issuers with smaller market capitalizations. Small- and mid-cap companies may have limited product lines or resources, may be dependent upon a particular market niche and may have greater fluctuations in price than the stocks of larger companies. Small- and mid-cap companies

may lack the financial and personnel resources to handle economic or industry-wide setbacks and, as a result, such setbacks could have a greater effect on small- and mid-cap security prices. Additionally, small- and mid-cap company stocks may trade at greater spreads or lower trading volumes, and may be less liquid than the stocks of larger companies. Further, stocks of small- and mid-sized companies could be more difficult to liquidate during market downturns compared to larger, more widely traded companies.

- **Growth Investing Risk** — An investment in growth stocks may be susceptible to rapid price swings, especially during periods of economic uncertainty. Growth stocks typically have little or no dividend income to cushion the effect of adverse market conditions and may be particularly volatile in the event of earnings disappointments or other financial difficulties experienced by the issuer.
- **Equity and Market Risk** — Equity markets are volatile, and the value of securities, swaps, futures and other instruments correlated with equity markets may fluctuate dramatically from day to day. Equity markets are subject to corporate, political, regulatory, market and economic developments, as well as developments that impact specific economic sectors, industries or segments of the market. Further, stocks in the Index may underperform other equity investments. Volatility in the markets and/or market developments may cause the value of an investment in the Fund to decrease over short or long periods of time.
- **Concentration and Focused Investing** — The Index may concentrate (i.e., composed of securities that represent 25 percent or more of the value of the Index) or focus (i.e., composed of securities that represent a substantial portion of its value, but less than 25 percent) in an industry or group of industries. The Fund will allocate its investments to approximately the same extent as the Index. As a result, the Fund may be subject to greater market fluctuations than a fund that is more broadly invested across industries. Financial, economic, business, regulatory conditions, and other developments affecting issuers in a particular industry or group of industries will have a greater effect on the Fund, and if securities of the particular industry or group of industries as a group fall out of favor, the Fund could underperform, or its net asset value may be more volatile than, funds that have greater industry diversification.
- **Natural Disaster/Epidemic Risk** — Natural or environmental disasters, such as earthquakes, fires, floods, hurricanes, tsunamis and other severe weather-related phenomena generally, and widespread disease, including pandemics and epidemics (for example, the novel coronavirus COVID-19), have been and can be highly disruptive to economies and markets and have recently led, and may continue to lead, to increased market volatility and significant market losses. Such natural disaster and health crises could exacerbate political, social, and economic risks, and result in significant breakdowns, delays, shutdowns, social isolation,

and other disruptions to important global, local and regional supply chains affected, with potential corresponding results on the operating performance of the Fund and its investments. A climate of uncertainty and panic, including the contagion of infectious viruses or diseases, may adversely affect global, regional, and local economies and reduce the availability of potential investment opportunities, and increases the difficulty of performing due diligence and modeling market conditions, potentially reducing the accuracy of financial projections. Under these circumstances, the Fund may have difficulty achieving its investment objectives which may adversely impact Fund performance. Further, such events can be highly disruptive to economies and markets, significantly disrupt the operations of individual companies (including, but not limited to, the Fund's investment advisor, third party service providers, and counterparties), sectors, industries, markets, securities and commodity exchanges, currencies, interest and inflation rates, credit ratings, investor sentiment, and other factors affecting the value of the Fund's investments. These factors can cause substantial market volatility, exchange trading suspensions and closures, changes in the availability of and the margin requirements for certain instruments, and can impact the ability of the Fund to complete redemptions and otherwise affect Fund performance and Fund trading in the secondary market. A widespread crisis would also affect the global economy in ways that cannot necessarily be foreseen. How long such events will last and whether they will continue or recur cannot be predicted. Impacts from these could have a significant impact on the Fund's performance, resulting in losses to your investment.

- **Risk that Current Assumptions and Expectations Could Become Outdated As a Result of Global Economic Shock** — The onset of the novel coronavirus (COVID-19) has caused significant shocks to global financial markets and economies, with many governments taking extreme actions to slow and contain the spread of COVID-19. These actions have had, and likely will continue to have, a severe economic impact on global economies as economic activity in some instances has essentially ceased. Financial markets across the globe are experiencing severe distress at least equal to what was experienced during the global financial crisis in 2008. In March 2020, U.S. equity markets entered a bear market in the fastest such move in the history of U.S. financial markets. During much of 2020, the unemployment rate in the U.S. has been extremely high by historical standards. It is not possible to predict when unemployment and market conditions will return to more normal levels. The global economic shocks being experienced as of the date hereof may cause the underlying assumptions and expectations of the Fund to become outdated quickly or inaccurate, resulting in significant losses.
- **Index Performance Risk** — The Index maintained by a third party provider unaffiliated with the Fund or ProFund Advisors. There can be no guarantee or assurance that the

methodology used by the third party provider to create the Index will result in the Fund achieving positive returns. Further, there can be no guarantee that the methodology underlying the Index or the daily calculation of the Index will be free from error. It is also possible that the value of the Index may be subject to intentional manipulation by third-party market participants. The Index used by the Fund may underperform other asset classes and may underperform other similar indices. Each of these factors could have a negative impact on the performance of the Fund.

- **Active Investor Risk** — The Fund permits short-term trading of its securities. A significant portion of assets invested in the Fund may come from professional money managers and investors who use the Fund as part of active trading or tactical asset allocation strategies. These strategies often call for frequent trading to take advantage of anticipated changes in market conditions, which could increase portfolio turnover and may result in additional costs for the Fund. In addition, large movements of assets into and out of the Fund may have a negative impact on the Fund's ability to achieve its investment objective or maintain a consistent level of operating expenses. In certain circumstances, the Fund's expense ratio may vary from current estimates or the historical ratio disclosed in this Prospectus.
- **Early Close/Late Close/Trading Halt Risk** — An exchange or market may close early, close late or issue trading halts on specific securities or financial instruments. As a result, the ability to trade certain securities or financial instruments may be restricted, which may result in the Fund being unable to trade those and other related financial instruments at all. In these circumstances, the Fund may be unable to rebalance its portfolio, may be unable to accurately price its investments and/or may incur substantial trading losses.
- **Liquidity Risk** — In certain circumstances, such as the disruption of the orderly markets for the financial instruments in which the Fund invests, the Fund might not be able to acquire or dispose of certain holdings quickly or at prices that represent true market value in the judgment of ProFund Advisors. Markets for the financial instruments in which the Fund invests may be disrupted by a number of events, including but not limited to economic crises, political crises, health crises, natural disasters, excessive volatility, new legislation, or regulatory changes inside or outside of the U.S. For example, regulation limiting the ability of certain financial institutions to invest in certain financial instruments would likely reduce the liquidity of those instruments. These situations may prevent the Fund from limiting losses, realizing gains or achieving a high correlation with the Index.
- **Portfolio Turnover Risk** — The Fund may incur high portfolio turnover to manage the Fund's investment exposure. Additionally, active trading of the Fund's shares may cause more frequent purchase and sales activities that could, in certain circumstances, increase the number of portfolio transactions. High levels of portfolio transactions increase

brokerage and other transaction costs and may result in increased taxable capital gains. Each of these factors could have a negative impact on the performance of the Fund.

- **Tax Risk** — In order to qualify for the special tax treatment accorded a regulated investment company (“RIC”) and its shareholders, the Fund must derive at least 90% of its gross income for each taxable year from “qualifying income,” meet certain asset diversification tests at the end of each taxable quarter, and meet annual distribution requirements. The Fund’s pursuit of its investment strategies will potentially be limited by the Fund’s intention to qualify for such treatment and could adversely affect the Fund’s ability to so qualify. The Fund can make certain investments, the treatment of which for these purposes is unclear. If, in any year, the Fund were to fail to qualify for the special tax treatment accorded a RIC and its shareholders, and were ineligible to or were not to cure such failure, the Fund would be taxed in the same manner as an ordinary corporation subject to U.S. federal income tax on all its income at the fund level. The resulting taxes could substantially reduce the Fund’s net assets and the amount of income available for distribution. In addition, in order to requalify for taxation as a RIC, the Fund could be required to recognize unrealized gains, pay substantial taxes and interest, and make certain distributions. Please see the Statement of Additional Information for more information.

- **Valuation Risk** — In certain circumstances (e.g., if ProFund Advisors believes market quotations do not accurately reflect the fair value of an investment, or a trading halt closes an exchange or market early), ProFund Advisors may, in its sole discretion, choose to determine a fair value price as the basis for determining the market value of such investment for such day. The fair value of an investment determined by ProFund Advisors may be different from other value determinations of the same investment. Portfolio investments that are valued using techniques other than market quotations, including “fair valued” investments, may be subject to greater fluctuation in their value from one day to the next than would be the case if market quotations were used. In addition, there is no assurance that the Fund could sell a portfolio investment for the value established for it at any time, and it is possible that the Fund would incur a loss because a portfolio investment is sold at a discount to its established value.

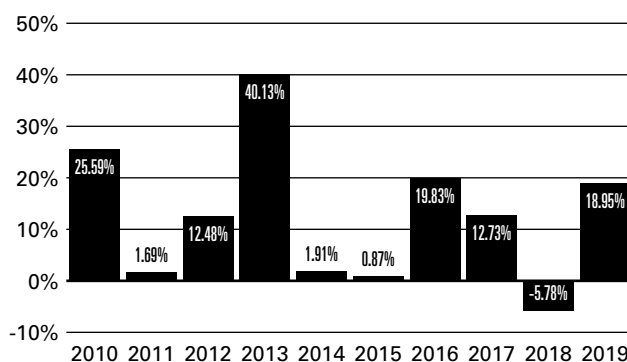
Please see “Investment Objectives, Principal Investment Strategies and Related Risks” in the Fund’s Prospectus for additional details.

Investment Results

The bar chart below shows how the Fund’s investment results for Investor Class shares have varied from year to year, and the table shows how the Fund’s average annual total returns for various periods compare with a broad measure of market performance. Performance for Service Class shares would differ to the extent their fees and expenses differ. This information provides some indication of the risks of investing in the Fund. In addition, the Fund’s performance information reflects applicable fee waivers

and/or expense limitations, if any, in effect during the periods presented. Absent such fee waivers/expense limitations, if any, performance would have been lower. Past results (before and after taxes) are not predictive of future results. Updated information on the Fund’s results can be obtained by visiting the Fund’s website (www.profund.com).

Annual Returns as of December 31



Best Quarter (ended 12/31/2010): **15.96%**

Worst Quarter (ended 9/30/2011): **-20.11%**

The year-to-date return as of the most recent quarter, which ended September 30, 2020, was -9.16%.

Average Annual Total Returns

As of December 31, 2019

	One Year	Five Years	Ten Years	Inception Date
Investor Class Shares				9/4/2001
– Before Taxes	18.95%	8.84%	12.10%	
– After Taxes on Distributions	18.95%	8.47%	11.72%	
– After Taxes on Distributions and Sale of Shares	11.22%	6.90%	10.02%	
Service Class Shares	17.80%	7.75%	10.98%	9/4/2001
S&P SmallCap 600® Growth Index¹	21.13%	10.87%	14.20%	

1 Reflects no deduction for fees, expenses or taxes. Adjusted to reflect the reinvestment of dividends paid by issuers in the Index.

Average annual total returns are shown on a before- and after-tax basis for the Fund. After-tax returns are calculated using the historical highest individual federal marginal income tax rates and do not reflect the impact of state and local taxes. Actual after-tax returns depend on an investor’s tax situation and may differ from those shown. After-tax returns shown are not relevant to investors who hold shares through tax-deferred arrangements, such as a retirement account. After-tax returns may exceed the return before taxes due to a tax benefit from realizing a capital loss on a sale of shares.

Management

The Fund is advised by ProFund Advisors. Michael Neches, Senior Portfolio Manager, and Devin Sullivan, Portfolio Manager,

have jointly and primarily managed the Fund since October 2013 and April 2018, respectively.

Purchase and Sale of Fund Shares

The **minimum initial investment** amounts for all classes, which may be waived at the discretion of the Fund, are:

- \$5,000 for accounts that list a financial professional.
- \$15,000 for self-directed accounts.

You may purchase, redeem or exchange Fund shares on any day which the New York Stock Exchange is open for business. Depending on where your account is held, you may redeem your shares by contacting your financial professional or the Fund by mail, telephone, wire transfer or on-line (www.profund.com).

Tax Information

The Fund's distributions generally are taxable, and will be taxed as ordinary income, qualified dividend income or capital gains,

unless you are investing through a tax-advantaged arrangement, such as a 401(k) plan or an individual retirement account. You may be taxed later upon withdrawal of monies from such tax-advantaged arrangements.

The Fund intends to distribute income, if any, and capital gains, if any, at least annually.

Payments to Broker-Dealers and Other Financial Intermediaries

If you purchase Fund shares through a financial intermediary, such as a broker-dealer or investment adviser, the Fund and its distributor may pay the intermediary for the sale of Fund shares and related services. These payments may create a conflict of interest by influencing the broker-dealer or other financial intermediary to recommend the Fund over another investment. Ask your financial intermediary or visit your financial intermediary's website for more information.

Investment Objective

Small-Cap ProFund (the “Fund”) seeks investment results, before fees and expenses, that track the performance of the Russell 2000[®] Index (the “Index”).

Fees and Expenses of the Fund

The table below describes the fees and expenses that you may pay if you buy, hold, and sell shares of the Fund. You may pay other fees, such as brokerage commissions and other fees to financial intermediaries, which are not reflected in the tables and examples below.

Shareholder Fees

(fees paid directly from your investment)

Wire Fee \$10

Annual Fund Operating Expenses

(expenses that you pay each year as a percentage of the value of your investment)

	Investor Class	Service Class
Investment Advisory Fees	0.75%	0.75%
Distribution and Service (12b-1) Fees	0.00%	1.00%
Other Expenses	1.67%	1.67%

Total Annual Fund Operating Expenses Before Fee Waivers and Expense Reimbursements

	2.42%	3.42%
Fee Waivers/Reimbursements ¹	-0.64%	-0.64%

Total Annual Fund Operating Expenses After Fee Waivers and Expense Reimbursements

	1.78%	2.78%
--	--------------	--------------

¹ ProFund Advisors LLC (“ProFund Advisors”) has contractually agreed to waive Investment Advisory and Management Services Fees and to reimburse Other Expenses to the extent Total Annual Fund Operating Expenses Before Fee Waivers and Expense Reimbursements, as a percentage of average daily net assets, exceed 1.78% for Investor Class shares and 2.78% for Service Class shares through November 30, 2021. After such date, the expense limitation may be terminated or revised by ProFund Advisors. Amounts waived or reimbursed in a particular contractual period may be recouped by ProFund Advisors within three years of the end of that contractual period, however, such recoupment will be limited to the lesser of any expense limitation in place at the time of recoupment or the expense limitation in place at the time of waiver or reimbursement.

Example: This example is intended to help you compare the cost of investing in the Fund with the cost of investing in other funds.

The example assumes that you invest \$10,000 in the Fund for the time periods indicated and then redeem all of your shares at the end of each period. The example also assumes that your investment has a 5% return each year and that the Fund’s operating expenses remain the same, except that the fee waiver/expense reimbursement is assumed only to pertain to the first year. Although your actual costs may be higher or lower, based on these assumptions your approximate costs would be:

1 Year 3 Years 5 Years 10 Years

Investor Class	\$181	\$693	\$1,233	\$2,708
Service Class	\$281	\$991	\$1,724	\$3,660

The Fund pays transaction and financing costs associated with the purchase and sale of securities and derivatives. These costs are not reflected in the table or the example above.

Portfolio Turnover

The Fund pays transaction costs, such as commissions, when it buys and sells securities (or “turns over” its portfolio). A higher portfolio turnover rate may indicate higher transaction costs and may result in higher taxes when the Fund’s shares are held in a taxable account. These costs, which are not reflected in the Annual Fund Operating Expenses or in the example above, affect the Fund’s performance. During the most recent fiscal year, the Fund’s annual portfolio turnover rate was 109% of the average value of its entire portfolio. This portfolio turnover rate is calculated without regard to cash instruments or derivatives transactions. If such transactions were included, the Fund’s portfolio turnover rate would be significantly higher.

Principal Investment Strategies

The Fund invests in financial instruments that ProFund Advisors believes, in combination, should track the performance of the Index.

The Index is constructed and maintained by FTSE Russell. The Index is a measure of small-cap U.S. stock market performance. It is a float adjusted, market capitalization-weighted index containing approximately 2000 of the smallest companies in the Russell 3000[®] Index or approximately 10% of the total market capitalization of the Russell 3000[®] Index, which in turn represents approximately 98% of the U.S. equity market and includes approximately 3,000 of the largest companies in the U.S. The Russell 3000[®] includes large-, mid-, and small-capitalization companies. The Index is published under the Bloomberg ticker symbol “RTY.”

The Fund will invest principally in the financial instruments set forth below. The Fund expects that its cash balances maintained in connection with the use of financial instruments will typically be held in money market instruments.

- **Equity Securities** — The Fund invests in common stock issued by public companies.
- **Derivatives** — The Fund invests in derivatives, which are financial instruments whose value is derived from the value of an underlying asset or assets, such as stocks, bonds, funds (including exchange-traded funds (“ETFs”)), interest rates or indexes. The Fund invests in derivatives as a substitute for investing directly in stocks in order to gain exposure to the Index. These derivatives principally include:
 - **Swap Agreements** — Contracts entered into primarily with major global financial institutions for a specified

period ranging from a day to more than one year. In a standard “swap” transaction, two parties agree to exchange the return (or differentials in rates of return) earned or realized on particular predetermined investments or instruments. The gross return to be exchanged or “swapped” between the parties is calculated with respect to a “notional amount,” e.g., the return on or change in value of a particular dollar amount invested in a “basket” of securities or an ETF representing a particular index.

- **Futures Contracts** — Standardized contracts traded on, or subject to the rules of, an exchange that call for the future delivery of a specified quantity and type of asset at a specified time and place or, alternatively, may call for cash settlement.
- **Money Market Instruments** — The Fund invests in short-term cash instruments that have a remaining maturity of 397 days or less and exhibit high quality credit profiles, for example:
 - **U.S. Treasury Bills** — U.S. government securities that have initial maturities of one year or less, and are supported by the full faith and credit of the U.S. government.
 - **Repurchase Agreements** — Contracts in which a seller of securities, usually U.S. government securities or other money market instruments, agrees to buy the securities back at a specified time and price. Repurchase agreements are primarily used by the Fund as a short-term investment vehicle for cash positions.

ProFund Advisors uses a mathematical approach to investing. Using this approach, ProFund Advisors determines the type, quantity and mix of investment positions that it believes, in combination, the Fund should hold to produce returns consistent with the Fund’s investment objective. The Fund may invest in or gain exposure to only a representative sample of the securities in the Index or to securities not contained in the Index or in financial instruments, with the intent of obtaining exposure with aggregate characteristics similar to those of the Index. In managing the assets of the Fund, ProFund Advisors does not invest the assets of the Fund in securities or financial instruments based on ProFund Advisors’ view of the investment merit of a particular security, instrument, or company, nor does it conduct conventional investment research or analysis or forecast market movement or trends.

The Fund will concentrate or focus its investments in a particular industry or group of industries to approximately the same extent the Index is so concentrated or focused. As of July 31, 2020, the Index was not concentrated in an industry group, but was focused in the health care and financials industry groups.

Please see “Investment Objectives, Principal Investment Strategies and Related Risks” in the Fund’s Prospectus for additional details.

Principal Risks

You could lose money by investing in the Fund.

The principal risks described below are intended to provide information about the factors likely to have a significant adverse impact on the Fund’s returns and consequently the value of an investment in the Fund. The risks are presented in an order intended to facilitate readability and their order does not imply that the realization of one risk is more likely to occur than another risk or likely to have a greater adverse impact than another risk.

- **Risks Associated with the Use of Derivatives** — Investing in derivatives may be considered aggressive and may expose the Fund to greater risks and may result in larger losses or smaller gains than investing directly in the reference asset(s) underlying those derivatives. These risks include counterparty risk, liquidity risk and increased correlation risk. When the Fund uses derivatives, there may be imperfect correlation between the value of the reference asset(s) underlying the derivative (e.g., the Index) and the derivative, which may prevent the Fund from achieving its investment objective. Because derivatives often require only a limited initial investment, the use of derivatives also may expose the Fund to losses in excess of those amounts initially invested. The Fund may use a combination of swaps on the Index and swaps on an ETF that is designed to track the performance of the Index. The performance of an ETF may not track the performance of the Index due to embedded costs and other factors. Thus, to the extent the Fund invests in swaps that use an ETF as the reference asset, the Fund may be subject to greater correlation risk and may not achieve as high a degree of correlation with the Index as it would if the Fund only used swaps on the Index. Moreover, with respect to the use of swap agreements, if the Index has a dramatic intraday move that causes a material decline in the Fund’s net assets, the terms of a swap agreement between the Fund and its counterparty may permit the counterparty to immediately close out the transaction with the Fund. In that event, the Fund may be unable to enter into another swap agreement or invest in other derivatives to achieve the desired exposure consistent with the Fund’s investment objective. This, in turn, may prevent the Fund from achieving its investment objective, even if the Index reverses all or a portion of its intraday move by the end of the day. As a result, the value of an investment in the Fund may change quickly and without warning. Any costs associated with using derivatives will also have the effect of lowering the Fund’s return.
- **Correlation Risk** — A number of factors may affect the Fund’s ability to achieve a high degree of correlation with the Index, and there is no guarantee that the Fund will achieve a high degree of correlation. Failure to achieve a high degree of correlation may prevent the Fund from achieving its investment objective.

Factors that may adversely affect the Fund's correlation with the Index include fees, expenses, transaction costs, income items, valuation methodology, accounting standards and disruptions or illiquidity in the markets for the financial instruments in which the Fund invests. The Fund may not have investment exposure to all of the securities in the Index, or its weighting of investment exposure to securities may be different from that of the Index. In addition, the Fund may invest in securities not included in the Index. The Fund may take or refrain from taking positions in order to improve tax efficiency, comply with regulatory restrictions, or for other reasons, each of which may negatively affect the Fund's correlation with the Index. The Fund may also be subject to large movements of assets into and out of the Fund, potentially resulting in the Fund being over- or underexposed to the Index and may be impacted by Index reconstitutions and Index rebalancing events. Additionally, the Fund's underlying investments may trade on markets that may not be open on the same day as the Fund, which may cause a difference between the change in the performance of the Fund and change in the level of the Index on such day. Any of these factors could decrease correlation between the performance of the Fund and the Index and may hinder the Fund's ability to meet its investment objective.

- **Counterparty Risk** — Investing in derivatives and repurchase agreements involves entering into contracts with third parties (i.e., counterparties). The use of derivatives involves risks that are different from those associated with ordinary portfolio securities transactions. The Fund will be subject to credit risk (i.e., the risk that a counterparty is or is perceived to be unwilling or unable to make timely payments or otherwise meet its contractual obligations) with respect to the amount it expects to receive from counterparties to derivatives and repurchase agreements entered into by the Fund. If a counterparty becomes bankrupt or fails to perform its obligations, or if any collateral posted by the counterparty for the benefit of the Fund is insufficient or there are delays in the Fund's ability to access such collateral, the value of an investment in the Fund may decline.

The counterparty to a listed futures contract is the clearing organization for the listed future, which is held through a futures commission merchant ("FCM") acting on behalf of the Fund. Consequently, the counterparty risk on a listed futures contract is the creditworthiness of the FCM and the exchange's clearing corporation.

- **Exposure to Small- and Mid-Cap Company Investment Risk** — The risk of equity investing may be particularly acute for securities of issuers with smaller market capitalizations. Small- and mid-cap companies may have limited product lines or resources, may be dependent upon a particular market niche and may have greater fluctuations in price than the stocks of larger companies. Small- and mid-cap companies may lack the financial and personnel resources to handle economic or industry-wide setbacks and, as a result, such

setbacks could have a greater effect on small- and mid-cap security prices. Additionally, small- and mid-cap company stocks may trade at greater spreads or lower trading volumes, and may be less liquid than the stocks of larger companies. Further, stocks of small- and mid-sized companies could be more difficult to liquidate during market downturns compared to larger, more widely traded companies.

- **Equity and Market Risk** — Equity markets are volatile, and the value of securities, swaps, futures and other instruments correlated with equity markets may fluctuate dramatically from day to day. Equity markets are subject to corporate, political, regulatory, market and economic developments, as well as developments that impact specific economic sectors, industries or segments of the market. Further, stocks in the Index may underperform other equity investments. Volatility in the markets and/or market developments may cause the value of an investment in the Fund to decrease over short or long periods of time.
- **Concentration and Focused Investing** — The Index may concentrate (i.e., composed of securities that represent 25 percent or more of the value of the Index) or focus (i.e., composed of securities that represent a substantial portion of its value, but less than 25 percent) in an industry or group of industries. The Fund will allocate its investments to approximately the same extent as the Index. As a result, the Fund may be subject to greater market fluctuations than a fund that is more broadly invested across industries. Financial, economic, business, regulatory conditions, and other developments affecting issuers in a particular industry or group of industries will have a greater effect on the Fund, and if securities of the particular industry or group of industries as a group fall out of favor, the Fund could underperform, or its net asset value may be more volatile than, funds that have greater industry diversification.
- **Natural Disaster/Epidemic Risk** — Natural or environmental disasters, such as earthquakes, fires, floods, hurricanes, tsunamis and other severe weather-related phenomena generally, and widespread disease, including pandemics and epidemics (for example, the novel coronavirus COVID-19), have been and can be highly disruptive to economies and markets and have recently led, and may continue to lead, to increased market volatility and significant market losses. Such natural disaster and health crises could exacerbate political, social, and economic risks, and result in significant breakdowns, delays, shutdowns, social isolation, and other disruptions to important global, local and regional supply chains affected, with potential corresponding results on the operating performance of the Fund and its investments. A climate of uncertainty and panic, including the contagion of infectious viruses or diseases, may adversely affect global, regional, and local economies and reduce the availability of potential investment opportunities, and increases the difficulty of performing due diligence and modeling market conditions, potentially reducing the

accuracy of financial projections. Under these circumstances, the Fund may have difficulty achieving its investment objectives which may adversely impact Fund performance. Further, such events can be highly disruptive to economies and markets, significantly disrupt the operations of individual companies (including, but not limited to, the Fund's investment advisor, third party service providers, and counterparties), sectors, industries, markets, securities and commodity exchanges, currencies, interest and inflation rates, credit ratings, investor sentiment, and other factors affecting the value of the Fund's investments. These factors can cause substantial market volatility, exchange trading suspensions and closures, changes in the availability of and the margin requirements for certain instruments, and can impact the ability of the Fund to complete redemptions and otherwise affect Fund performance and Fund trading in the secondary market. A widespread crisis would also affect the global economy in ways that cannot necessarily be foreseen. How long such events will last and whether they will continue or recur cannot be predicted. Impacts from these could have a significant impact on the Fund's performance, resulting in losses to your investment.

• **Risk that Current Assumptions and Expectations Could Become Outdated As a Result of Global Economic Shock** —

The onset of the novel coronavirus (COVID-19) has caused significant shocks to global financial markets and economies, with many governments taking extreme actions to slow and contain the spread of COVID-19. These actions have had, and likely will continue to have, a severe economic impact on global economies as economic activity in some instances has essentially ceased. Financial markets across the globe are experiencing severe distress at least equal to what was experienced during the global financial crisis in 2008. In March 2020, U.S. equity markets entered a bear market in the fastest such move in the history of U.S. financial markets. During much of 2020, the unemployment rate in the U.S. has been extremely high by historical standards. It is not possible to predict when unemployment and market conditions will return to more normal levels. The global economic shocks being experienced as of the date hereof may cause the underlying assumptions and expectations of the Fund to become outdated quickly or inaccurate, resulting in significant losses.

- **Non-Diversification Risk** — The Fund is classified as “non-diversified” under the Investment Company Act of 1940, as amended (“1940 Act”). This means it has the ability to invest a relatively high percentage of its assets in the securities of a small number of issuers or in financial instruments with a single counterparty or a few counterparties. This may increase the Fund's volatility and increase the risk that the Fund's performance will decline based on the performance of a single issuer or the credit of a single counterparty.
- **Index Performance Risk** — The Index maintained by a third party provider unaffiliated with the Fund or ProFund

Advisors. There can be no guarantee or assurance that the methodology used by the third party provider to create the Index will result in the Fund achieving positive returns. Further, there can be no guarantee that the methodology underlying the Index or the daily calculation of the Index will be free from error. It is also possible that the value of the Index may be subject to intentional manipulation by third-party market participants. The Index used by the Fund may underperform other asset classes and may underperform other similar indices. Each of these factors could have a negative impact on the performance of the Fund.

- **Active Investor Risk** — The Fund permits short-term trading of its securities. A significant portion of assets invested in the Fund may come from professional money managers and investors who use the Fund as part of active trading or tactical asset allocation strategies. These strategies often call for frequent trading to take advantage of anticipated changes in market conditions, which could increase portfolio turnover and may result in additional costs for the Fund. In addition, large movements of assets into and out of the Fund may have a negative impact on the Fund's ability to achieve its investment objective or maintain a consistent level of operating expenses. In certain circumstances, the Fund's expense ratio may vary from current estimates or the historical ratio disclosed in this Prospectus.
- **Early Close/Late Close/Trading Halt Risk** — An exchange or market may close early, close late or issue trading halts on specific securities or financial instruments. As a result, the ability to trade certain securities or financial instruments may be restricted, which may result in the Fund being unable to trade those and other related financial instruments at all. In these circumstances, the Fund may be unable to rebalance its portfolio, may be unable to accurately price its investments and/or may incur substantial trading losses.
- **Liquidity Risk** — In certain circumstances, such as the disruption of the orderly markets for the financial instruments in which the Fund invests, the Fund might not be able to acquire or dispose of certain holdings quickly or at prices that represent true market value in the judgment of ProFund Advisors. Markets for the financial instruments in which the Fund invests may be disrupted by a number of events, including but not limited to economic crises, political crises, health crises, natural disasters, excessive volatility, new legislation, or regulatory changes inside or outside of the U.S. For example, regulation limiting the ability of certain financial institutions to invest in certain financial instruments would likely reduce the liquidity of those instruments. These situations may prevent the Fund from limiting losses, realizing gains or achieving a high correlation with the Index.
- **Portfolio Turnover Risk** — The Fund may incur high portfolio turnover to manage the Fund's investment exposure. Additionally, active trading of the Fund's shares may cause more frequent purchase and sales activities that could, in

certain circumstances, increase the number of portfolio transactions. High levels of portfolio transactions increase brokerage and other transaction costs and may result in increased taxable capital gains. Each of these factors could have a negative impact on the performance of the Fund.

- **Tax Risk** — In order to qualify for the special tax treatment accorded a regulated investment company (“RIC”) and its shareholders, the Fund must derive at least 90% of its gross income for each taxable year from “qualifying income,” meet certain asset diversification tests at the end of each taxable quarter, and meet annual distribution requirements. The Fund’s pursuit of its investment strategies will potentially be limited by the Fund’s intention to qualify for such treatment and could adversely affect the Fund’s ability to so qualify. The Fund can make certain investments, the treatment of which for these purposes is unclear. If, in any year, the Fund were to fail to qualify for the special tax treatment accorded a RIC and its shareholders, and were ineligible to or were not to cure such failure, the Fund would be taxed in the same manner as an ordinary corporation subject to U.S. federal income tax on all its income at the fund level. The resulting taxes could substantially reduce the Fund’s net assets and the amount of income available for distribution. In addition, in order to requalify for taxation as a RIC, the Fund could be required to recognize unrealized gains, pay substantial taxes and interest, and make certain distributions. Please see the Statement of Additional Information for more information.

- **Valuation Risk** — In certain circumstances (e.g., if ProFund Advisors believes market quotations do not accurately reflect the fair value of an investment, or a trading halt closes an exchange or market early), ProFund Advisors may, in its sole discretion, choose to determine a fair value price as the basis for determining the market value of such investment for such day. The fair value of an investment determined by ProFund Advisors may be different from other value determinations of the same investment. Portfolio investments that are valued using techniques other than market quotations, including “fair valued” investments, may be subject to greater fluctuation in their value from one day to the next than would be the case if market quotations were used. In addition, there is no assurance that the Fund could sell a portfolio investment for the value established for it at any time, and it is possible that the Fund would incur a loss because a portfolio investment is sold at a discount to its established value.

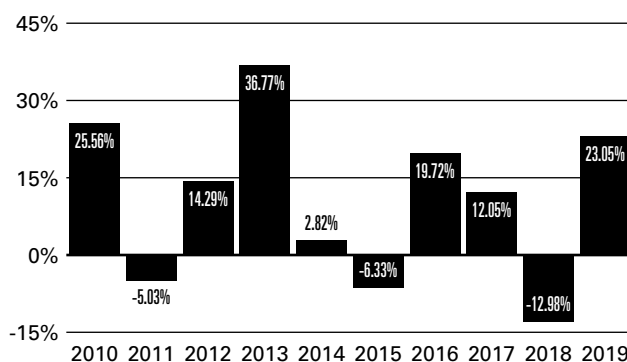
Please see “Investment Objectives, Principal Investment Strategies and Related Risks” in the Fund’s Prospectus for additional details.

Investment Results

The bar chart below shows how the Fund’s investment results for Investor Class shares have varied from year to year, and the table shows how the Fund’s average annual total returns for various periods compare with a broad measure of market performance. Performance for Service Class shares would differ to the extent their fees and expenses differ. This information provides some

indication of the risks of investing in the Fund. In addition, the Fund’s performance information reflects applicable fee waivers and/or expense limitations, if any, in effect during the periods presented. Absent such fee waivers/expense limitations, if any, performance would have been lower. Past results (before and after taxes) are not predictive of future results. Updated information on the Fund’s results can be obtained by visiting the Fund’s website (www.profund.com).

Annual Returns as of December 31



Best Quarter (ended 12/31/2010): **15.79%**

Worst Quarter (ended 9/30/2011): **-21.89%**

The year-to-date return as of the most recent quarter, which ended September 30, 2020, was -11.09%.

Average Annual Total Returns

As of December 31, 2019

	One Year	Five Years	Ten Years	Inception Date
Investor Class Shares				9/4/2001
– Before Taxes	23.05%	6.11%	9.94%	
– After Taxes on Distributions	23.05%	6.11%	9.94%	
– After Taxes on Distributions and Sale of Shares	13.65%	4.78%	8.22%	
Service Class Shares	21.86%	5.08%	8.85%	9/4/2001
Russell 2000® Index¹	25.52%	8.23%	11.83%	

1 Reflects no deduction for fees, expenses or taxes. Adjusted to reflect the reinvestment of dividends paid by issuers in the Index.

Average annual total returns are shown on a before- and after-tax basis for the Fund. After-tax returns are calculated using the historical highest individual federal marginal income tax rates and do not reflect the impact of state and local taxes. Actual after-tax returns depend on an investor’s tax situation and may differ from those shown. After-tax returns shown are not relevant to investors who hold shares through tax-deferred arrangements, such as a retirement account. After-tax returns may exceed the return before taxes due to a tax benefit from realizing a capital loss on a sale of shares.

Management

The Fund is advised by ProFund Advisors. Michael Neches, Senior Portfolio Manager, and Devin Sullivan, Portfolio Manager,

have jointly and primarily managed the Fund since October 2013 and April 2018, respectively.

Purchase and Sale of Fund Shares

The **minimum initial investment** amounts for all classes, which may be waived at the discretion of the Fund, are:

- \$5,000 for accounts that list a financial professional.
- \$15,000 for self-directed accounts.

You may purchase, redeem or exchange Fund shares on any day which the New York Stock Exchange is open for business. Depending on where your account is held, you may redeem your shares by contacting your financial professional or the Fund by mail, telephone, wire transfer or on-line (www.profund.com).

Tax Information

The Fund's distributions generally are taxable, and will be taxed as ordinary income, qualified dividend income or capital gains,

unless you are investing through a tax-advantaged arrangement, such as a 401(k) plan or an individual retirement account. You may be taxed later upon withdrawal of monies from such tax-advantaged arrangements.

The Fund intends to distribute income, if any, and capital gains, if any, at least annually.

Payments to Broker-Dealers and Other Financial Intermediaries

If you purchase Fund shares through a financial intermediary, such as a broker-dealer or investment adviser, the Fund and its distributor may pay the intermediary for the sale of Fund shares and related services. These payments may create a conflict of interest by influencing the broker-dealer or other financial intermediary to recommend the Fund over another investment. Ask your financial intermediary or visit your financial intermediary's website for more information.

Investment Objective

Small-Cap Value ProFund (the “Fund”) seeks investment results, before fees and expenses, that track the performance of the S&P SmallCap 600[®] Value Index (the “Index”).

Fees and Expenses of the Fund

The table below describes the fees and expenses that you may pay if you buy, hold, and sell shares of the Fund. You may pay other fees, such as brokerage commissions and other fees to financial intermediaries, which are not reflected in the tables and examples below.

Shareholder Fees

(fees paid directly from your investment)

Wire Fee \$10

Annual Fund Operating Expenses

(expenses that you pay each year as a percentage of the value of your investment)

	Investor Class	Service Class
Investment Advisory Fees	0.75%	0.75%
Distribution and Service (12b-1) Fees	0.00%	1.00%
Other Expenses	1.27%	1.27%

Total Annual Fund Operating Expenses Before Fee Waivers and Expense Reimbursements

	2.02%	3.02%
Fee Waivers/Reimbursements ¹	-0.24%	-0.24%

Total Annual Fund Operating Expenses After Fee Waivers and Expense Reimbursements

	1.78%	2.78%
--	--------------	--------------

¹ ProFund Advisors LLC (“ProFund Advisors”) has contractually agreed to waive Investment Advisory and Management Services Fees and to reimburse Other Expenses to the extent Total Annual Fund Operating Expenses Before Fee Waivers and Expense Reimbursements, as a percentage of average daily net assets, exceed 1.78% for Investor Class shares and 2.78% for Service Class shares through November 30, 2021. After such date, the expense limitation may be terminated or revised by ProFund Advisors. Amounts waived or reimbursed in a particular contractual period may be recouped by ProFund Advisors within three years of the end of that contractual period, however, such recoupment will be limited to the lesser of any expense limitation in place at the time of recoupment or the expense limitation in place at the time of waiver or reimbursement.

Example: This example is intended to help you compare the cost of investing in the Fund with the cost of investing in other funds.

The example assumes that you invest \$10,000 in the Fund for the time periods indicated and then redeem all of your shares at the end of each period. The example also assumes that your investment has a 5% return each year and that the Fund’s operating expenses remain the same, except that the fee waiver/expense reimbursement is assumed only to pertain to the first year. Although your actual costs may be higher or lower, based on these assumptions your approximate costs would be:

	1 Year	3 Years	5 Years	10 Years
Investor Class	\$181	\$610	\$1,066	\$2,329
Service Class	\$281	\$911	\$1,566	\$3,320

The Fund pays transaction and financing costs associated with the purchase and sale of securities and derivatives. These costs are not reflected in the table or the example above.

Portfolio Turnover

The Fund pays transaction costs, such as commissions, when it buys and sells securities (or “turns over” its portfolio). A higher portfolio turnover rate may indicate higher transaction costs and may result in higher taxes when the Fund’s shares are held in a taxable account. These costs, which are not reflected in the Annual Fund Operating Expenses or in the example above, affect the Fund’s performance. During the most recent fiscal year, the Fund’s annual portfolio turnover rate was 624% of the average value of its entire portfolio. This portfolio turnover rate is calculated without regard to cash instruments or derivatives transactions. If such transactions were included, the Fund’s portfolio turnover rate would be significantly higher.

Principal Investment Strategies

The Fund invests in financial instruments that ProFund Advisors believes, in combination, should track the performance of the Index.

The Index is constructed and maintained by S&P Dow Jones Indices LLC. The Index is designed to provide a comprehensive measure of small-cap U.S. equity “value” performance. It is an unmanaged float-adjusted, market capitalization-weighted index comprising of stocks from the S&P SmallCap 600 that have been identified as being on the value end of the growth-value spectrum as determined by S&P Dow Jones Indices LLC. It is a float adjusted, market capitalization weighted index of 600 U.S. operating companies. Securities are selected for inclusion in the underlying index by an S&P committee through a process that factors in criteria such as liquidity, price, market capitalization, financial viability, and public float. The Index is published under the Bloomberg ticker symbol “SMLV.”

The Fund will invest principally in the financial instruments set forth below. The Fund expects that its cash balances maintained in connection with the use of financial instruments will typically be held in money market instruments.

- **Equity Securities** — The Fund invests in common stock issued by public companies.
- **Derivatives** — The Fund invests in derivatives, which are financial instruments whose value is derived from the value of an underlying asset or assets, such as stocks, bonds, funds (including exchange-traded funds (“ETFs”)), interest rates or indexes. The Fund invests in derivatives as a substitute for investing directly in stocks in order to gain exposure to the Index. These derivatives principally include:

- **Swap Agreements** — Contracts entered into primarily with major global financial institutions for a specified period ranging from a day to more than one year. In a standard “swap” transaction, two parties agree to exchange the return (or differentials in rates of return) earned or realized on particular predetermined investments or instruments. The gross return to be exchanged or “swapped” between the parties is calculated with respect to a “notional amount,” e.g., the return on or change in value of a particular dollar amount invested in a “basket” of securities or an ETF representing a particular index.
- **Futures Contracts** — Standardized contracts traded on, or subject to the rules of, an exchange that call for the future delivery of a specified quantity and type of asset at a specified time and place or, alternatively, may call for cash settlement.
- **Money Market Instruments** — The Fund invests in short-term cash instruments that have a remaining maturity of 397 days or less and exhibit high quality credit profiles, for example:
 - **U.S. Treasury Bills** — U.S. government securities that have initial maturities of one year or less, and are supported by the full faith and credit of the U.S. government.
 - **Repurchase Agreements** — Contracts in which a seller of securities, usually U.S. government securities or other money market instruments, agrees to buy the securities back at a specified time and price. Repurchase agreements are primarily used by the Fund as a short-term investment vehicle for cash positions.

ProFund Advisors uses a mathematical approach to investing. Using this approach, ProFund Advisors determines the type, quantity and mix of investment positions that it believes, in combination, the Fund should hold to produce returns consistent with the Fund’s investment objective. The Fund may invest in or gain exposure to only a representative sample of the securities in the Index or to securities not contained in the Index or in financial instruments, with the intent of obtaining exposure with aggregate characteristics similar to those of the Index. In managing the assets of the Fund, ProFund Advisors does not invest the assets of the Fund in securities or financial instruments based on ProFund Advisors’ view of the investment merit of a particular security, instrument, or company, nor does it conduct conventional investment research or analysis or forecast market movement or trends.

The Fund will concentrate or focus its investments in a particular industry or group of industries to approximately the same extent the Index is so concentrated or focused.

As of July 31, 2020, the Index was not concentrated in an industry group, but was focused in the financials, consumer discretionary, and industrials industry groups.

Please see “Investment Objectives, Principal Investment Strategies and Related Risks” in the Fund’s Prospectus for additional details.

Principal Risks

You could lose money by investing in the Fund.

The principal risks described below are intended to provide information about the factors likely to have a significant adverse impact on the Fund’s returns and consequently the value of an investment in the Fund. The risks are presented in an order intended to facilitate readability and their order does not imply that the realization of one risk is more likely to occur than another risk or likely to have a greater adverse impact than another risk.

- **Risks Associated with the Use of Derivatives** — Investing in derivatives may be considered aggressive and may expose the Fund to greater risks and may result in larger losses or smaller gains than investing directly in the reference asset(s) underlying those derivatives. These risks include counterparty risk, liquidity risk and increased correlation risk. When the Fund uses derivatives, there may be imperfect correlation between the value of the reference asset(s) underlying the derivative (e.g., the Index) and the derivative, which may prevent the Fund from achieving its investment objective. Because derivatives often require only a limited initial investment, the use of derivatives also may expose the Fund to losses in excess of those amounts initially invested. The Fund may use a combination of swaps on the Index and swaps on an ETF that is designed to track the performance of the Index. The performance of an ETF may not track the performance of the Index due to embedded costs and other factors. Thus, to the extent the Fund invests in swaps that use an ETF as the reference asset, the Fund may be subject to greater correlation risk and may not achieve as high a degree of correlation with the Index as it would if the Fund only used swaps on the Index. Moreover, with respect to the use of swap agreements, if the Index has a dramatic intraday move that causes a material decline in the Fund’s net assets, the terms of a swap agreement between the Fund and its counterparty may permit the counterparty to immediately close out the transaction with the Fund. In that event, the Fund may be unable to enter into another swap agreement or invest in other derivatives to achieve the desired exposure consistent with the Fund’s investment objective. This, in turn, may prevent the Fund from achieving its investment objective, even if the Index reverses all or a portion of its intraday move by the end of the day. As a result, the value of an investment in the Fund may change quickly and without warning. Any costs associated with using derivatives will also have the effect of lowering the Fund’s return.
- **Correlation Risk** — A number of factors may affect the Fund’s ability to achieve a high degree of correlation with the Index, and there is no guarantee that the Fund will achieve a high degree of correlation. Failure to achieve a high degree of

correlation may prevent the Fund from achieving its investment objective.

Factors that may adversely affect the Fund's correlation with the Index include fees, expenses, transaction costs, income items, valuation methodology, accounting standards and disruptions or illiquidity in the markets for the financial instruments in which the Fund invests. The Fund may not have investment exposure to all of the securities in the Index, or its weighting of investment exposure to securities may be different from that of the Index. In addition, the Fund may invest in securities not included in the Index. The Fund may take or refrain from taking positions in order to improve tax efficiency, comply with regulatory restrictions, or for other reasons, each of which may negatively affect the Fund's correlation with the Index. The Fund may also be subject to large movements of assets into and out of the Fund, potentially resulting in the Fund being over- or underexposed to the Index and may be impacted by Index reconstitutions and Index rebalancing events. Additionally, the Fund's underlying investments may trade on markets that may not be open on the same day as the Fund, which may cause a difference between the change in the performance of the Fund and change in the level of the Index on such day. Any of these factors could decrease correlation between the performance of the Fund and the Index and may hinder the Fund's ability to meet its investment objective.

- **Counterparty Risk** — Investing in derivatives and repurchase agreements involves entering into contracts with third parties (i.e., counterparties). The use of derivatives involves risks that are different from those associated with ordinary portfolio securities transactions. The Fund will be subject to credit risk (i.e., the risk that a counterparty is or is perceived to be unwilling or unable to make timely payments or otherwise meet its contractual obligations) with respect to the amount it expects to receive from counterparties to derivatives and repurchase agreements entered into by the Fund. If a counterparty becomes bankrupt or fails to perform its obligations, or if any collateral posted by the counterparty for the benefit of the Fund is insufficient or there are delays in the Fund's ability to access such collateral, the value of an investment in the Fund may decline.

The counterparty to a listed futures contract is the clearing organization for the listed future, which is held through a futures commission merchant ("FCM") acting on behalf of the Fund. Consequently, the counterparty risk on a listed futures contract is the creditworthiness of the FCM and the exchange's clearing corporation.

- **Exposure to Small- and Mid-Cap Company Investment Risk** — The risk of equity investing may be particularly acute for securities of issuers with smaller market capitalizations. Small- and mid-cap companies may have limited product lines or resources, may be dependent upon a particular market niche and may have greater fluctuations in price than the stocks of larger companies. Small- and mid-cap companies

may lack the financial and personnel resources to handle economic or industry-wide setbacks and, as a result, such setbacks could have a greater effect on small- and mid-cap security prices. Additionally, small- and mid-cap company stocks may trade at greater spreads or lower trading volumes, and may be less liquid than the stocks of larger companies. Further, stocks of small- and mid-sized companies could be more difficult to liquidate during market downturns compared to larger, more widely traded companies.

- **Value Investing Risk** — Value investing carries the risk that the market will not recognize a security's intrinsic value for a long time, or that a stock deemed to be undervalued by the relevant index methodology may actually be appropriately priced or overvalued.
- **Equity and Market Risk** — Equity markets are volatile, and the value of securities, swaps, futures and other instruments correlated with equity markets may fluctuate dramatically from day to day. Equity markets are subject to corporate, political, regulatory, market and economic developments, as well as developments that impact specific economic sectors, industries or segments of the market. Further, stocks in the Index may underperform other equity investments. Volatility in the markets and/or market developments may cause the value of an investment in the Fund to decrease over short or long periods of time.
- **Concentration and Focused Investing** — The Index may concentrate (i.e., composed of securities that represent 25 percent or more of the value of the Index) or focus (i.e., composed of securities that represent a substantial portion of its value, but less than 25 percent) in an industry or group of industries. The Fund will allocate its investments to approximately the same extent as the Index. As a result, the Fund may be subject to greater market fluctuations than a fund that is more broadly invested across industries. Financial, economic, business, regulatory conditions, and other developments affecting issuers in a particular industry or group of industries will have a greater effect on the Fund, and if securities of the particular industry or group of industries as a group fall out of favor, the Fund could underperform, or its net asset value may be more volatile than, funds that have greater industry diversification.
- **Natural Disaster/Epidemic Risk** — Natural or environmental disasters, such as earthquakes, fires, floods, hurricanes, tsunamis and other severe weather-related phenomena generally, and widespread disease, including pandemics and epidemics (for example, the novel coronavirus COVID-19), have been and can be highly disruptive to economies and markets and have recently led, and may continue to lead, to increased market volatility and significant market losses. Such natural disaster and health crises could exacerbate political, social, and economic risks, and result in significant breakdowns, delays, shutdowns, social isolation, and other disruptions to important global, local and regional supply chains affected, with potential corresponding results

on the operating performance of the Fund and its investments. A climate of uncertainty and panic, including the contagion of infectious viruses or diseases, may adversely affect global, regional, and local economies and reduce the availability of potential investment opportunities, and increases the difficulty of performing due diligence and modeling market conditions, potentially reducing the accuracy of financial projections. Under these circumstances, the Fund may have difficulty achieving its investment objectives which may adversely impact Fund performance. Further, such events can be highly disruptive to economies and markets, significantly disrupt the operations of individual companies (including, but not limited to, the Fund's investment advisor, third party service providers, and counterparties), sectors, industries, markets, securities and commodity exchanges, currencies, interest and inflation rates, credit ratings, investor sentiment, and other factors affecting the value of the Fund's investments. These factors can cause substantial market volatility, exchange trading suspensions and closures, changes in the availability of and the margin requirements for certain instruments, and can impact the ability of the Fund to complete redemptions and otherwise affect Fund performance and Fund trading in the secondary market. A widespread crisis would also affect the global economy in ways that cannot necessarily be foreseen. How long such events will last and whether they will continue or recur cannot be predicted. Impacts from these could have a significant impact on the Fund's performance, resulting in losses to your investment.

• **Risk that Current Assumptions and Expectations Could Become Outdated As a Result of Global Economic Shock** —

The onset of the novel coronavirus (COVID-19) has caused significant shocks to global financial markets and economies, with many governments taking extreme actions to slow and contain the spread of COVID-19. These actions have had, and likely will continue to have, a severe economic impact on global economies as economic activity in some instances has essentially ceased. Financial markets across the globe are experiencing severe distress at least equal to what was experienced during the global financial crisis in 2008. In March 2020, U.S. equity markets entered a bear market in the fastest such move in the history of U.S. financial markets. During much of 2020, the unemployment rate in the U.S. has been extremely high by historical standards. It is not possible to predict when unemployment and market conditions will return to more normal levels. The global economic shocks being experienced as of the date hereof may cause the underlying assumptions and expectations of the Fund to become outdated quickly or inaccurate, resulting in significant losses.

- **Index Performance Risk** — The Index maintained by a third party provider unaffiliated with the Fund or ProFund Advisors. There can be no guarantee or assurance that the methodology used by the third party provider to create the

Index will result in the Fund achieving positive returns. Further, there can be no guarantee that the methodology underlying the Index or the daily calculation of the Index will be free from error. It is also possible that the value of the Index may be subject to intentional manipulation by third-party market participants. The Index used by the Fund may underperform other asset classes and may underperform other similar indices. Each of these factors could have a negative impact on the performance of the Fund.

- **Active Investor Risk** — The Fund permits short-term trading of its securities. A significant portion of assets invested in the Fund may come from professional money managers and investors who use the Fund as part of active trading or tactical asset allocation strategies. These strategies often call for frequent trading to take advantage of anticipated changes in market conditions, which could increase portfolio turnover and may result in additional costs for the Fund. In addition, large movements of assets into and out of the Fund may have a negative impact on the Fund's ability to achieve its investment objective or maintain a consistent level of operating expenses. In certain circumstances, the Fund's expense ratio may vary from current estimates or the historical ratio disclosed in this Prospectus.
- **Early Close/Late Close/Trading Halt Risk** — An exchange or market may close early, close late or issue trading halts on specific securities or financial instruments. As a result, the ability to trade certain securities or financial instruments may be restricted, which may result in the Fund being unable to trade those and other related financial instruments at all. In these circumstances, the Fund may be unable to rebalance its portfolio, may be unable to accurately price its investments and/or may incur substantial trading losses.
- **Liquidity Risk** — In certain circumstances, such as the disruption of the orderly markets for the financial instruments in which the Fund invests, the Fund might not be able to acquire or dispose of certain holdings quickly or at prices that represent true market value in the judgment of ProFund Advisors. Markets for the financial instruments in which the Fund invests may be disrupted by a number of events, including but not limited to economic crises, political crises, health crises, natural disasters, excessive volatility, new legislation, or regulatory changes inside or outside of the U.S. For example, regulation limiting the ability of certain financial institutions to invest in certain financial instruments would likely reduce the liquidity of those instruments. These situations may prevent the Fund from limiting losses, realizing gains or achieving a high correlation with the Index.
- **Portfolio Turnover Risk** — The Fund may incur high portfolio turnover to manage the Fund's investment exposure. Additionally, active trading of the Fund's shares may cause more frequent purchase and sales activities that could, in certain circumstances, increase the number of portfolio transactions. High levels of portfolio transactions increase

brokerage and other transaction costs and may result in increased taxable capital gains. Each of these factors could have a negative impact on the performance of the Fund.

- **Tax Risk** — In order to qualify for the special tax treatment accorded a regulated investment company (“RIC”) and its shareholders, the Fund must derive at least 90% of its gross income for each taxable year from “qualifying income,” meet certain asset diversification tests at the end of each taxable quarter, and meet annual distribution requirements. The Fund’s pursuit of its investment strategies will potentially be limited by the Fund’s intention to qualify for such treatment and could adversely affect the Fund’s ability to so qualify. The Fund can make certain investments, the treatment of which for these purposes is unclear. If, in any year, the Fund were to fail to qualify for the special tax treatment accorded a RIC and its shareholders, and were ineligible to or were not to cure such failure, the Fund would be taxed in the same manner as an ordinary corporation subject to U.S. federal income tax on all its income at the fund level. The resulting taxes could substantially reduce the Fund’s net assets and the amount of income available for distribution. In addition, in order to requalify for taxation as a RIC, the Fund could be required to recognize unrealized gains, pay substantial taxes and interest, and make certain distributions. Please see the Statement of Additional Information for more information.

- **Valuation Risk** — In certain circumstances (e.g., if ProFund Advisors believes market quotations do not accurately reflect the fair value of an investment, or a trading halt closes an exchange or market early), ProFund Advisors may, in its sole discretion, choose to determine a fair value price as the basis for determining the market value of such investment for such day. The fair value of an investment determined by ProFund Advisors may be different from other value determinations of the same investment. Portfolio investments that are valued using techniques other than market quotations, including “fair valued” investments, may be subject to greater fluctuation in their value from one day to the next than would be the case if market quotations were used. In addition, there is no assurance that the Fund could sell a portfolio investment for the value established for it at any time, and it is possible that the Fund would incur a loss because a portfolio investment is sold at a discount to its established value.

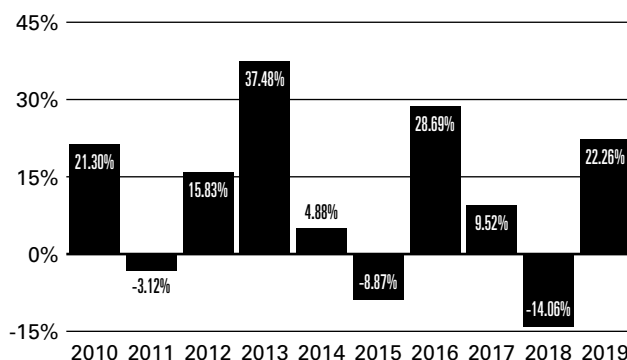
Please see “Investment Objectives, Principal Investment Strategies and Related Risks” in the Fund’s Prospectus for additional details.

Investment Results

The bar chart below shows how the Fund’s investment results for Investor Class shares have varied from year to year, and the table shows how the Fund’s average annual total returns for various periods compare with a broad measure of market performance. Performance for Service Class shares would differ to the extent their fees and expenses differ. This information provides some indication of the risks of investing in the Fund. In addition, the

Fund’s performance information reflects applicable fee waivers and/or expense limitations, if any, in effect during the periods presented. Absent such fee waivers/expense limitations, if any, performance would have been lower. Past results (before and after taxes) are not predictive of future results. Updated information on the Fund’s results can be obtained by visiting the Fund’s website (www.profund.com).

Annual Returns as of December 31



Best Quarter (ended 12/31/2011): **18.04%**

Worst Quarter (ended 12/31/2018): **-20.83%**

The year-to-date return as of the most recent quarter, which ended September 30, 2020, was -23.66%.

Average Annual Total Returns

As of December 31, 2019

	One Year	Five Years	Ten Years	Inception Date
Investor Class Shares				9/4/2001
– Before Taxes	22.26%	6.18%	10.23%	
– After Taxes on Distributions	22.24%	5.58%	9.92%	
– After Taxes on Distributions and Sale of Shares	13.19%	4.75%	8.43%	
Service Class Shares	21.07%	5.14%	9.13%	9/4/2001
S&P SmallCap 600® Value Index¹	24.54%	8.26%	12.52%	

1 Reflects no deduction for fees, expenses or taxes. Adjusted to reflect the reinvestment of dividends paid by issuers in the Index.

Average annual total returns are shown on a before- and after-tax basis for the Fund. After-tax returns are calculated using the historical highest individual federal marginal income tax rates and do not reflect the impact of state and local taxes. Actual after-tax returns depend on an investor’s tax situation and may differ from those shown. After-tax returns shown are not relevant to investors who hold shares through tax-deferred arrangements, such as a retirement account. After-tax returns may exceed the return before taxes due to a tax benefit from realizing a capital loss on a sale of shares.

Management

The Fund is advised by ProFund Advisors. Michael Neches, Senior Portfolio Manager, and Devin Sullivan, Portfolio Manager,

have jointly and primarily managed the Fund since October 2013 and April 2018, respectively.

Purchase and Sale of Fund Shares

The **minimum initial investment** amounts for all classes, which may be waived at the discretion of the Fund, are:

- \$5,000 for accounts that list a financial professional.
- \$15,000 for self-directed accounts.

You may purchase, redeem or exchange Fund shares on any day which the New York Stock Exchange is open for business. Depending on where your account is held, you may redeem your shares by contacting your financial professional or the Fund by mail, telephone, wire transfer or on-line (www.profund.com).

Tax Information

The Fund's distributions generally are taxable, and will be taxed as ordinary income, qualified dividend income or capital gains,

unless you are investing through a tax-advantaged arrangement, such as a 401(k) plan or an individual retirement account. You may be taxed later upon withdrawal of monies from such tax-advantaged arrangements.

The Fund intends to distribute income, if any, and capital gains, if any, at least annually.

Payments to Broker-Dealers and Other Financial Intermediaries

If you purchase Fund shares through a financial intermediary, such as a broker-dealer or investment adviser, the Fund and its distributor may pay the intermediary for the sale of Fund shares and related services. These payments may create a conflict of interest by influencing the broker-dealer or other financial intermediary to recommend the Fund over another investment. Ask your financial intermediary or visit your financial intermediary's website for more information.

Important Information About the Fund

Technology UltraSector ProFund (the “Fund”) seeks daily investment results, before fees and expenses, that correspond to one and one-half times (1.5x) the return of the Dow Jones U.S. TechnologySM Index (the “Index”) **for a single day**, not for any other period. A “single day” is measured from the time the Fund calculates its net asset value (“NAV”) to the time of the Fund’s next NAV calculation. **The return of the Fund for periods longer than a single day will be the result of its return for each day compounded over the period. The Fund’s returns for periods longer than a single day will very likely differ in amount, and possibly even direction, from the Fund’s stated multiple (1.5x) times the return of the Index for the same period. For periods longer than a single day, the Fund will lose money if the Index’s performance is flat, and it is possible that the Fund will lose money even if the level of the Index rises.** Longer holding periods, higher Index volatility, and greater leveraged exposure each exacerbate the impact of compounding on an investor’s returns. During periods of higher Index volatility, the volatility of the Index may affect the Fund’s return as much as or more than the return of the Index.

The Fund presents different risks than other types of funds. The Fund uses leverage and is riskier than similarly benchmarked funds that do not use leverage. The Fund may not be suitable for all investors and should be used only by knowledgeable investors who understand the consequences of seeking daily leveraged (1.5x) investment results, including the impact of compounding on Fund performance. Investors in the Fund should actively manage and monitor their investments, as frequently as daily. An investor in the Fund could potentially lose the full principal value of their investment within a single day.

Investment Objective

The Fund seeks daily investment results, before fees and expenses, that correspond to one and one-half times (1.5x) the daily performance of the Index. **The Fund does not seek to achieve its stated investment objective over a period of time greater than a single day.**

Fees and Expenses of the Fund

The table below describes the fees and expenses that you may pay if you buy, hold, and sell shares of the Fund. You may pay other fees, such as brokerage commissions and other fees to financial intermediaries, which are not reflected in the tables and examples below.

Shareholder Fees

(fees paid directly from your investment)

Wire Fee \$10

Annual Fund Operating Expenses

(expenses that you pay each year as a percentage of the value of your investment)

	Investor Class	Service Class
Investment Advisory Fees	0.75%	0.75%
Distribution and Service (12b-1) Fees	0.00%	1.00%
Other Expenses	0.90%	0.90%
Total Annual Fund Operating Expenses¹	1.65%	2.65%

¹ ProFund Advisors LLC (“ProFund Advisors”) has contractually agreed to waive Investment Advisory and Management Services Fees and to reimburse Other Expenses to the extent Total Annual Fund Operating Expenses Before Fee Waivers and Expense Reimbursements, as a percentage of average daily net assets, exceed 1.95% for Investor Class shares and 2.95% for Service Class shares through November 30, 2021. After such date, the expense limitation may be terminated or revised by ProFund Advisors. Amounts waived or reimbursed in a particular contractual period may be recouped by ProFund Advisors within three years of the end of that contractual period, however, such recoupment will be limited to the lesser of any expense limitation in place at the time of recoupment or the expense limitation in place at the time of waiver or reimbursement.

Example: This example is intended to help you compare the cost of investing in the Fund with the cost of investing in other funds.

The example assumes that you invest \$10,000 in the Fund for the time periods indicated and then redeem all of your shares at the end of each period. The example also assumes that your investment has a 5% return each year and that the Fund’s operating expenses remain the same. Although your actual costs may be higher or lower, based on these assumptions your approximate costs would be:

	1Year	3Years	5Years	10Years
Investor Class	\$168	\$520	\$897	\$1,955
Service Class	\$268	\$823	\$1,405	\$2,983

The Fund pays transaction and financing costs associated with the purchase and sale of securities and derivatives. These costs are not reflected in the table or the example above.

Portfolio Turnover

The Fund pays transaction costs, such as commissions, when it buys and sells securities (or “turns over” its portfolio). A higher portfolio turnover rate may indicate higher transaction costs and may result in higher taxes when the Fund’s shares are held in a taxable account. These costs, which are not reflected in the Annual Fund Operating Expenses or in the example above, affect the Fund’s performance. During the most recent fiscal year, the

Fund's annual portfolio turnover rate was 177% of the average value of its entire portfolio. This portfolio turnover rate is calculated without regard to cash instruments or derivatives transactions. If such transactions were included, the Fund's portfolio turnover rate would be significantly higher.

Principal Investment Strategies

The Fund invests in financial instruments that ProFund Advisors believes, in combination, should produce daily returns consistent with the Fund's investment objective.

The Index is constructed and maintained by S&P Dow Jones Indices LLC. The Index seeks to measure the performance of certain companies in the technology industry of the U.S. equity market. Component companies include, among others, those involved in computers and office equipment, software, communications technology, semiconductors, diversified technology services and Internet services. The Index is published under the Bloomberg ticker symbol "DJUSTC."

The Fund will invest principally in the financial instruments set forth below. The Fund expects that its cash balances maintained in connection with the use of financial instruments will typically be held in money market instruments.

- **Equity Securities** — The Fund invests in common stock issued by public companies.
- **Derivatives** — The Fund invests in derivatives, which are financial instruments whose value is derived from the value of an underlying asset or assets, such as stocks, bonds, funds (including exchange-traded funds ("ETFs")), interest rates or indexes. The Fund invests in derivatives as a substitute for investing directly in securities in order to seek returns for a single day that are leveraged (1.5x) to the returns of the Index for that day. These derivatives principally include:
 - **Swap Agreements** — Contracts entered into primarily with major global financial institutions for a specified period ranging from a day to more than one year. In a standard "swap" transaction, two parties agree to exchange the return (or differentials in rates of return) earned or realized on particular predetermined investments or instruments. The gross return to be exchanged or "swapped" between the parties is calculated with respect to a "notional amount," e.g., the return on or change in value of a particular dollar amount invested in a "basket" of securities or an ETF representing a particular index.
- **Money Market Instruments** — The Fund invests in short-term cash instruments that have a remaining maturity of 397 days or less and exhibit high quality credit profiles, for example:
 - **U.S. Treasury Bills** — U.S. government securities that have initial maturities of one year or less, and are supported by the full faith and credit of the U.S. government.

- **Repurchase Agreements** — Contracts in which a seller of securities, usually U.S. government securities or other money market instruments, agrees to buy the securities back at a specified time and price. Repurchase agreements are primarily used by the Fund as a short-term investment vehicle for cash positions.

ProFund Advisors uses a mathematical approach to investing. Using this approach, ProFund Advisors determines the type, quantity and mix of investment positions that it believes, in combination, the Fund should hold to produce daily returns consistent with the daily Fund's investment objective. The Fund may invest in or gain exposure to only a representative sample of the securities in the Index or to securities not contained in the Index or in financial instruments, with the intent of obtaining exposure with aggregate characteristics similar to those of a multiple of the single day returns of the Index. In managing the assets of the Fund, ProFund Advisors does not invest the assets of the Fund in securities or financial instruments based on ProFund Advisors' view of the investment merit of a particular security, instrument, or company, nor does it conduct conventional investment research or analysis or forecast market movement or trends. The Fund seeks to remain fully invested at all times in securities and/or financial instruments that, in combination, provide leveraged exposure to the single day returns of the Index, consistent with its investment objective, without regard to market conditions, trends or direction. The Fund seeks investment results for a single day only, measured as the time the Fund calculates its NAV to the next time the Fund calculates its NAV, and not for any other period.

The Fund seeks to engage in daily rebalancing to position its portfolio so that its exposure to the Index is consistent with the Fund's daily investment objective. The time and manner in which the Fund rebalances its portfolio may vary from day to day at the discretion of ProFund Advisors, depending on market conditions and other circumstances. The Index's movements during the day will affect whether the Fund's portfolio needs to be rebalanced. For example, if the Index has risen on a given day, net assets of the Fund should rise (assuming there were no share redemptions). As a result, the Fund's exposure will need to be increased. Conversely, if the Index has fallen on a given day, net assets of the Fund should fall (assuming there were no shares issued). As a result, the Fund's exposure will need to be decreased.

Daily rebalancing and the compounding of each day's return over time means that the return of the Fund for a period longer than a single day will be the result of each day's returns compounded over the period, which will very likely differ in amount, and possibly even direction, from one and one-half times (1.5x) the return of the Index for the same period. The Fund will lose money if the Index's performance is flat over time, and the Fund can lose money regardless of the performance of the Index, as a result of daily

rebalancing, the Index's volatility, compounding of each day's return and other factors. See "Principal Risks" below.

The Fund will concentrate or focus its investments in a particular industry or group of industries to approximately the same extent the Index is so concentrated or focused. As of July 31, 2020, the Index was concentrated in the software & services and technology hardware & equipment industry groups and was focused in the semiconductors & semiconductor equipment and media & entertainment industry groups.

Please see "Investment Objectives, Principal Investment Strategies and Related Risks" in the Fund's Prospectus for additional details.

Principal Risks

You may lose the full principal value of your investment within a single day.

The principal risks described below are intended to provide information about the factors likely to have a significant adverse impact on the Fund's returns and consequently the value of an investment in the Fund. The risks are presented in an order intended to facilitate readability and their order does not imply that the realization of one risk is more likely to occur than another risk or likely to have a greater adverse impact than another risk.

- **Risks Associated with the Use of Derivatives** — Investing in derivatives may be considered aggressive and may expose the Fund to greater risks and may result in larger losses or smaller gains than investing directly in the reference asset(s) underlying those derivatives. These risks include counterparty risk, liquidity risk and increased correlation risk. When the Fund uses derivatives, there may be imperfect correlation between the value of the reference asset(s) underlying the derivative (e.g., the Index) and the derivative, which may prevent the Fund from achieving its investment objective. Because derivatives often require only a limited initial investment, the use of derivatives also may expose the Fund to losses in excess of those amounts initially invested. The Fund may use a combination of swaps on the Index and swaps on an ETF that is designed to track the performance of the Index. The performance of an ETF may not track the performance of the Index due to embedded costs and other factors. Thus, to the extent the Fund invests in swaps that use an ETF as the reference asset, the Fund may be subject to greater correlation risk and may not achieve as high a degree of correlation with the Index as it would if the Fund only used swaps on the Index. Moreover, with respect to the use of swap agreements, if the Index has a dramatic intraday move that causes a material decline in the Fund's net assets, the terms of a swap agreement between the Fund and its counterparty may permit the counterparty to immediately close out the transaction with the Fund. In that event, the Fund may be unable to enter into another swap agreement or invest in other derivatives to achieve the desired exposure consistent with the Fund's

investment objective. This, in turn, may prevent the Fund from achieving its investment objective, even if the Index reverses all or a portion of its intraday move by the end of the day. As a result, the value of an investment in the Fund may change quickly and without warning. Any costs associated with using derivatives will also have the effect of lowering the Fund's return.

- **Leverage Risk** — The Fund obtains investment exposure in excess of its assets in seeking to achieve its investment objective — a form of leverage — and will lose more money in market environments adverse to its daily objective than a similar fund that does not employ such leverage. The use of such leverage increases the risk of a total loss of an investor's investment. For example, because the Fund includes a multiplier of one and one-half times (1.5x) the Index, a single day movement in the Index approaching 67% at any point in the day could result in the total loss of an investor's investment if that movement is contrary to the investment objective of the Fund, even if the Index subsequently moves in an opposite direction, eliminating all or a portion of the earlier movement. This would be the case with any such single day movements in the Index, even if the Index maintains a level greater than zero at all times. In addition, the use of leverage may increase the volatility of the Fund and magnify any differences between the performance of the Fund and the Index.
- **Compounding Risk** — The Fund has a single day investment objective, and the Fund's performance for any other period is the result of its return for each day compounded over the period. The performance of the Fund for periods longer than a single day will very likely differ in amount, and possibly even direction, from one and one-half times (1.5x) the daily return of the Index for the same period, before accounting for fees and expenses. Compounding affects all investments, but has a more significant impact on a leveraged fund. This effect becomes more pronounced as Index volatility and holding periods increase. Fund performance for a period longer than a single day can be estimated given any set of assumptions for the following factors: (a) Index volatility; (b) Index performance; (c) period of time; (d) financing rates associated with leveraged exposure; (e) other Fund expenses; and (f) dividends or interest paid with respect to securities in the Index. The chart below illustrates the impact of two principal factors — Index volatility and Index performance — on Fund performance. The chart shows estimated Fund returns for a number of combinations of Index volatility and Index performance over a one-year period. Actual volatility, Index and Fund performance may differ significantly from the chart below. Performance shown in the chart assumes: (a) no dividends paid with respect to securities included in the Index; (b) no Fund expenses; and (c) borrowing/lending rates (to obtain leveraged exposure) of zero percent. If Fund

expenses and/or actual borrowing/lending rates were reflected, the Fund's performance would be different than shown.

Areas shaded darker represent those scenarios where the Fund can be expected to return less than one and one-half times (1.5x) the performance of the Index.

Estimated Fund Returns						
Index Performance		One Year Volatility Rate				
One Year Index	One and One-Half Times (1.5x) the One Year Index					
		10%	25%	50%	75%	100%
-60%	-90.0%	-74.8%	-75.3%	-77.0%	-79.5%	-82.6%
-50%	-75.0%	-64.8%	-65.5%	-67.8%	-71.4%	-75.7%
-40%	-60.0%	-53.7%	-54.6%	-57.7%	-62.4%	-68.1%
-30%	-45.0%	-41.7%	-42.8%	-46.7%	-52.6%	-59.7%
-20%	-30.0%	-28.7%	-30.1%	-34.8%	-42.1%	-50.8%
-10%	-15.0%	-14.9%	-16.6%	-22.3%	-30.9%	-41.3%
0%	0.0%	-0.4%	-2.3%	-8.9%	-19.0%	-31.3%
10%	15.0%	14.9%	12.7%	5.0%	-6.6%	-20.7%
20%	30.0%	31.0%	28.4%	19.7%	6.5%	-9.7%
30%	45.0%	47.7%	44.8%	35.0%	20.0%	1.9%
40%	60.0%	65.0%	61.8%	50.8%	34.1%	13.8%
50%	75.0%	83.0%	79.5%	67.3%	48.8%	26.3%
60%	90.0%	101.6%	97.9%	84.3%	63.9%	39.1%

The foregoing table is intended to isolate the effect of Index volatility and Index performance on the return of the Fund and is not a representation of actual returns. For example, the Fund may incorrectly be expected to achieve a -30% return on a yearly basis if the Index return were -20%, absent the effects of compounding. As the table shows, with Index volatility of 50%, the Fund could be expected to return -34.8% under such a scenario. The Fund's actual returns may be significantly better or worse than the returns shown above as a result of any of the factors discussed above or in "Principal Risks — Correlation Risk" below.

The Index's annualized historical volatility rate for the five-year period ended July 31, 2020 was 23.81%. The Index's highest May to May volatility rate during the five-year period was 37.84% (July 31, 2020). The Index's annualized total return performance for the five-year period ended July 31, 2020 was 23.47%. Historical Index volatility and performance are not indications of what the Index volatility and performance will be in the future. The volatility of U.S. exchange-traded securities or instruments that reflect the value of the Index may differ from the volatility of the Index.

For additional graphs and charts demonstrating the effects of Index volatility and Index performance on the long-term performance of the Fund, see "Understanding the Risks and Long-Term Performance of Daily Objective Funds — The Impact of Compounding" in the Fund's Prospectus and "Special Note Regarding the Correlation

Risks of Geared Funds" in the Fund's Statement of Additional Information.

- **Correlation Risk** — A number of factors may affect the Fund's ability to achieve a high degree of leveraged correlation with the Index, and there is no guarantee that the Fund will achieve a high degree of leveraged correlation. Failure to achieve a high degree of leveraged correlation may prevent the Fund from achieving its investment objective, and the percentage change of the Fund's NAV each day may differ, perhaps significantly in amount, and possibly even direction, from one and one-half times (1.5x) the percentage change of the Index on such day.

In order to achieve a high degree of leveraged correlation with the Index, the Fund seeks to rebalance its portfolio daily to keep exposure consistent with its investment objective. Being materially under- or overexposed to the Index may prevent the Fund from achieving a high degree of leveraged correlation with the Index and may expose the Fund to greater leverage risk. Market disruptions or closure, regulatory restrictions, market volatility, illiquidity in the markets for the financial instruments in which the Fund invests, and other factors will adversely affect the Fund's ability to adjust exposure to requisite levels. The target amount of portfolio exposure is impacted dynamically by the Index's movements, including intraday movements. Because of this, it is unlikely that the Fund will have perfect leveraged (1.5x) exposure during the day or at the end of each day and the likelihood of being materially under- or overexposed is higher on days when the Index is volatile, particularly when the Index is volatile at or near the close of the trading day.

A number of other factors may also adversely affect the Fund's leveraged correlation with the Index, including fees, expenses, transaction costs, financing costs associated with the use of derivatives, income items, valuation methodology, accounting standards and disruptions or illiquidity in the markets for the securities or financial instruments in which the Fund invests. The Fund may not have investment exposure to all of the securities in the Index, or its weighting of investment exposure to securities may be different from that of the Index. In addition, the Fund may invest in securities not included in the Index. The Fund may take or refrain from taking positions in order to improve tax efficiency, comply with regulatory restrictions, or for other reasons, each of which may negatively affect the Fund's correlation with the Index. The Fund may also be subject to large movements of assets into and out of the Fund, potentially resulting in the Fund being under- or overexposed to the Index and may be impacted by Index reconstitutions and Index rebalancing events. Additionally, the Fund's underlying investments and/or reference assets may trade on markets that may not be open on the same day as the Fund, which may cause a difference between the changes in the daily performance of the Fund and changes in the level of the Index. Any of these factors could decrease correlation between the performance of the Fund

and the Index and may hinder the Fund's ability to meet its daily investment objective on or around that day.

- **Rebalancing Risk** — If for any reason the Fund is unable to rebalance all or a portion of its portfolio, or if all or a portion of the portfolio is rebalanced incorrectly, the Fund's investment exposure may not be consistent with the Fund's investment objective. In these instances, the Fund may have investment exposure to the Index that is significantly greater or less than its stated multiple. As a result, the Fund may be more exposed to leverage risk than if it had been properly rebalanced and may not achieve its investment objective.
- **Counterparty Risk** — Investing in derivatives and repurchase agreements involves entering into contracts with third parties (i.e., counterparties). The use of derivatives involves risks that are different from those associated with ordinary portfolio securities transactions. The Fund will be subject to credit risk (i.e., the risk that a counterparty is or is perceived to be unwilling or unable to make timely payments or otherwise meet its contractual obligations) with respect to the amount it expects to receive from counterparties to derivatives and repurchase agreements entered into by the Fund. If a counterparty becomes bankrupt or fails to perform its obligations, or if any collateral posted by the counterparty for the benefit of the Fund is insufficient or there are delays in the Fund's ability to access such collateral, the value of an investment in the Fund may decline.
- **Technology Industry Risk** — The Fund is subject to risks faced by companies in the technology industry to the same extent the Index is concentrated in the industry. Securities of technology companies may be subject to greater volatility than stocks of companies in other market sectors. Technology companies may be affected by intense competition, obsolescence of existing technology, general economic conditions and government regulation and may have limited product lines, markets, financial resources or personnel. Technology companies may experience dramatic and often unpredictable changes in growth rates and competition for qualified personnel. These companies also are heavily dependent on patent and intellectual property rights, the loss or impairment of which may adversely affect profitability.
- **Equity and Market Risk** — Equity markets are volatile, and the value of securities, swaps, futures and other instruments correlated with equity markets may fluctuate dramatically from day to day. Equity markets are subject to corporate, political, regulatory, market and economic developments, as well as developments that impact specific economic sectors, industries or segments of the market. Further, stocks in the Index may underperform other equity investments. Volatility in the markets and/or market developments may cause the value of an investment in the Fund to decrease over short or long periods of time.
- **Concentration and Focused Investing** — The Index may concentrate (i.e., composed of securities that represent 25

percent or more of the value of the Index) or focus (i.e., composed of securities that represent a substantial portion of its value, but less than 25 percent) in an industry or group of industries. The Fund will allocate its investments to approximately the same extent as the Index. As a result, the Fund may be subject to greater market fluctuations than a fund that is more broadly invested across industries. Financial, economic, business, regulatory conditions, and other developments affecting issuers in a particular industry or group of industries will have a greater effect on the Fund, and if securities of the particular industry or group of industries as a group fall out of favor, the Fund could underperform, or its net asset value may be more volatile than, funds that have greater industry diversification.

- **Exposure to Large-Cap Company Investment Risk** — Although returns on investments in large-cap companies are often perceived as being less volatile than the returns of companies with smaller market capitalizations, the return on large-cap securities could trail the returns on investments in smaller and mid-sized companies for a number of reasons. For example, large-cap companies may be unable to respond quickly to new competitive challenges, such as changes in technology, and also may not be able to attain the high growth rate of successful smaller companies.
- **Natural Disaster/Epidemic Risk** — Natural or environmental disasters, such as earthquakes, fires, floods, hurricanes, tsunamis and other severe weather-related phenomena generally, and widespread disease, including pandemics and epidemics (for example, the novel coronavirus COVID-19), have been and can be highly disruptive to economies and markets and have recently led, and may continue to lead, to increased market volatility and significant market losses. Such natural disaster and health crises could exacerbate political, social, and economic risks, and result in significant breakdowns, delays, shutdowns, social isolation, and other disruptions to important global, local and regional supply chains affected, with potential corresponding results on the operating performance of the Fund and its investments. A climate of uncertainty and panic, including the contagion of infectious viruses or diseases, may adversely affect global, regional, and local economies and reduce the availability of potential investment opportunities, and increases the difficulty of performing due diligence and modeling market conditions, potentially reducing the accuracy of financial projections. Under these circumstances, the Fund may have difficulty achieving its investment objectives which may adversely impact Fund performance. Further, such events can be highly disruptive to economies and markets, significantly disrupt the operations of individual companies (including, but not limited to, the Fund's investment advisor, third party service providers, and counterparties), sectors, industries, markets, securities and commodity exchanges, currencies, interest and inflation rates, credit ratings, investor sentiment, and other factors affecting

the value of the Fund's investments. These factors can cause substantial market volatility, exchange trading suspensions and closures, changes in the availability of and the margin requirements for certain instruments, and can impact the ability of the Fund to complete redemptions and otherwise affect Fund performance and Fund trading in the secondary market. A widespread crisis would also affect the global economy in ways that cannot necessarily be foreseen. How long such events will last and whether they will continue or recur cannot be predicted. Impacts from these could have a significant impact on the Fund's performance, resulting in losses to your investment.

• **Risk that Current Assumptions and Expectations Could Become Outdated As a Result of Global Economic Shock** —

The onset of the novel coronavirus (COVID-19) has caused significant shocks to global financial markets and economies, with many governments taking extreme actions to slow and contain the spread of COVID-19. These actions have had, and likely will continue to have, a severe economic impact on global economies as economic activity in some instances has essentially ceased. Financial markets across the globe are experiencing severe distress at least equal to what was experienced during the global financial crisis in 2008. In March 2020, U.S. equity markets entered a bear market in the fastest such move in the history of U.S. financial markets. During much of 2020, the unemployment rate in the U.S. has been extremely high by historical standards. It is not possible to predict when unemployment and market conditions will return to more normal levels. The global economic shocks being experienced as of the date hereof may cause the underlying assumptions and expectations of the Fund to become outdated quickly or inaccurate, resulting in significant losses.

• **Non-Diversification Risk** — The Fund is classified as “non-diversified” under the Investment Company Act of 1940, as amended (“1940 Act”). This means it has the ability to invest a relatively high percentage of its assets in the securities of a small number of issuers or in financial instruments with a single counterparty or a few counterparties. This may increase the Fund's volatility and increase the risk that the Fund's performance will decline based on the performance of a single issuer or the credit of a single counterparty.

• **Index Performance Risk** — The Index maintained by a third party provider unaffiliated with the Fund or ProFund Advisors. There can be no guarantee or assurance that the methodology used by the third party provider to create the Index will result in the Fund achieving positive returns. Further, there can be no guarantee that the methodology underlying the Index or the daily calculation of the Index will be free from error. It is also possible that the value of the Index may be subject to intentional manipulation by third-party market participants. The Index used by the Fund may underperform other asset classes and may underperform

other similar indices. Each of these factors could have a negative impact on the performance of the Fund.

• **Active Investor Risk** — The Fund permits short-term trading of its securities. A significant portion of assets invested in the Fund may come from professional money managers and investors who use the Fund as part of active trading or tactical asset allocation strategies. These strategies often call for frequent trading to take advantage of anticipated changes in market conditions, which could increase portfolio turnover and may result in additional costs for the Fund. In addition, large movements of assets into and out of the Fund may have a negative impact on the Fund's ability to achieve its investment objective or maintain a consistent level of operating expenses. In certain circumstances, the Fund's expense ratio may vary from current estimates or the historical ratio disclosed in this Prospectus.

• **Early Close/Late Close/Trading Halt Risk** — An exchange or market may close early, close late or issue trading halts on specific securities or financial instruments. As a result, the ability to trade certain securities or financial instruments may be restricted, which may result in the Fund being unable to trade those and other related financial instruments at all. In these circumstances, the Fund may be unable to rebalance its portfolio, may be unable to accurately price its investments and/or may incur substantial trading losses.

• **Liquidity Risk** — In certain circumstances, such as the disruption of the orderly markets for the financial instruments in which the Fund invests, the Fund might not be able to acquire or dispose of certain holdings quickly or at prices that represent true market value in the judgment of ProFund Advisors. Markets for the financial instruments in which the Fund invests may be disrupted by a number of events, including but not limited to economic crises, political crises, health crises, natural disasters, excessive volatility, new legislation, or regulatory changes inside or outside of the U.S. For example, regulation limiting the ability of certain financial institutions to invest in certain financial instruments would likely reduce the liquidity of those instruments. These situations may prevent the Fund from limiting losses, realizing gains or achieving a high leveraged correlation with the Index.

• **Portfolio Turnover Risk** — The Fund may incur high portfolio turnover to manage the Fund's investment exposure. Additionally, active trading of the Fund's shares may cause more frequent purchase and sales activities that could, in certain circumstances, increase the number of portfolio transactions. High levels of portfolio transactions increase brokerage and other transaction costs and may result in increased taxable capital gains. Each of these factors could have a negative impact on the performance of the Fund.

• **Tax Risk** — In order to qualify for the special tax treatment accorded a regulated investment company (“RIC”) and its shareholders, the Fund must derive at least 90% of its gross

income for each taxable year from “qualifying income,” meet certain asset diversification tests at the end of each taxable quarter, and meet annual distribution requirements. The Fund’s pursuit of its investment strategies will potentially be limited by the Fund’s intention to qualify for such treatment and could adversely affect the Fund’s ability to so qualify. The Fund can make certain investments, the treatment of which for these purposes is unclear. If, in any year, the Fund were to fail to qualify for the special tax treatment accorded a RIC and its shareholders, and were ineligible to or were not to cure such failure, the Fund would be taxed in the same manner as an ordinary corporation subject to U.S. federal income tax on all its income at the fund level. The resulting taxes could substantially reduce the Fund’s net assets and the amount of income available for distribution. In addition, in order to requalify for taxation as a RIC, the Fund could be required to recognize unrealized gains, pay substantial taxes and interest, and make certain distributions. Please see the Statement of Additional Information for more information.

- **Valuation Risk** — In certain circumstances (e.g., if ProFund Advisors believes market quotations do not accurately reflect the fair value of an investment, or a trading halt closes an exchange or market early), ProFund Advisors may, in its sole discretion, choose to determine a fair value price as the basis for determining the market value of such investment for such day. The fair value of an investment determined by ProFund Advisors may be different from other value determinations of the same investment. Portfolio investments that are valued using techniques other than market quotations, including “fair valued” investments, may be subject to greater fluctuation in their value from one day to the next than would be the case if market quotations were used. In addition, there is no assurance that the Fund could sell a portfolio investment for the value established for it at any time, and it is possible that the Fund would incur a loss because a portfolio investment is sold at a discount to its established value.

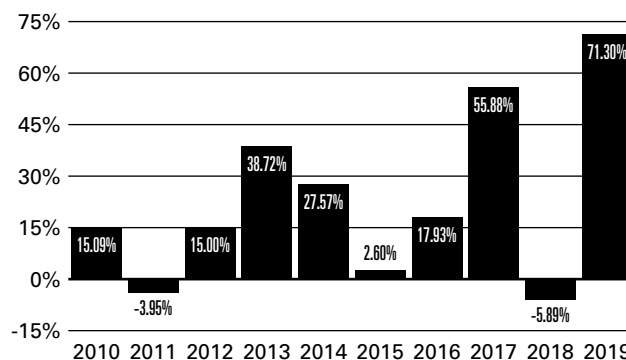
Please see “Investment Objectives, Principal Investment Strategies and Related Risks” in the Fund’s Prospectus for additional details.

Investment Results

The bar chart below shows how the Fund’s investment results for Investor Class shares have varied from year to year, and the table shows how the Fund’s average annual total returns for various periods compare with different broad measures of market performance. Performance for Service Class shares would differ to the extent their fees and expenses differ. This information provides some indication of the risks of investing in the Fund. In addition, the Fund’s performance information reflects applicable fee waivers and/or expense limitations, if any, in effect during the periods presented. Absent such fee waivers/expense limitations, if any, performance would have been lower. Past results (before and after taxes) are not predictive of future

results. Updated information on the Fund’s results can be obtained by visiting the Fund’s website (www.profund.com).

Annual Returns as of December 31



Best Quarter (ended 3/31/2012): **33.94%**

Worst Quarter (ended 12/31/2018): **-26.52%**

The year-to-date return as of the most recent quarter, which ended September 30, 2020, was 37.96%.

Average Annual Total Returns

As of December 31, 2019

	One Year	Five Years	Ten Years	Inception Date
Investor Class Shares				6/19/2000
– Before Taxes	71.30%	24.91%	21.20%	
– After Taxes on Distributions	71.30%	24.48%	20.99%	
– After Taxes on Distributions and Sale of Shares	42.21%	20.38%	18.35%	
Service Class Shares	69.60%	23.68%	19.99%	6/19/2000
S&P 500^{®1}	31.49%	11.70%	13.56%	
Dow Jones U.S. TechnologySM Index	47.47%	19.06%	16.51%	

1 Reflects no deduction for fees, expenses or taxes. Adjusted to reflect the reinvestment of dividends paid by issuers in the Index.

Average annual total returns are shown on a before- and after-tax basis for Investor Class shares only. After-tax returns for Service Class shares will vary. After-tax returns are calculated using the historical highest individual federal marginal income tax rates and do not reflect the impact of state and local taxes. Actual after-tax returns depend on an investor’s tax situation and may differ from those shown. After-tax returns shown are not relevant to investors who hold the Fund’s shares through tax-deferred arrangements, such as a retirement account. After-tax returns may exceed the return before taxes due to a tax benefit from realizing a capital loss on a sale of shares.

Annual returns are required to be shown and should not be interpreted as suggesting that the Fund should or should not be held for longer periods of time.

Management

The Fund is advised by ProFund Advisors. Michael Neches, Senior Portfolio Manager, and Tarak Davé, Portfolio Manager, have jointly and primarily managed the Fund since October 2013 and April 2018, respectively.

Purchase and Sale of Fund Shares

The **minimum initial investment** amounts for all classes, which may be waived at the discretion of the Fund, are:

- \$5,000 for accounts that list a financial professional.
- \$15,000 for self-directed accounts.

You may purchase, redeem or exchange Fund shares on any day which the New York Stock Exchange is open for business. Depending on where your account is held, you may redeem your shares by contacting your financial professional or the Fund by mail, telephone, wire transfer or on-line (www.profund.com).

Tax Information

The Fund's distributions generally are taxable, and will be taxed as ordinary income, qualified dividend income or capital gains,

unless you are investing through a tax-advantaged arrangement, such as a 401(k) plan or an individual retirement account. You may be taxed later upon withdrawal of monies from such tax-advantaged arrangements.

The Fund intends to distribute income, if any, and capital gains, if any, at least annually.

Payments to Broker-Dealers and Other Financial Intermediaries

If you purchase Fund shares through a financial intermediary, such as a broker-dealer or investment adviser, the Fund and its distributor may pay the intermediary for the sale of Fund shares and related services. These payments may create a conflict of interest by influencing the broker-dealer or other financial intermediary to recommend the Fund over another investment. Ask your financial intermediary or visit your financial intermediary's website for more information.

Important Information About the Fund

Telecommunications UltraSector ProFund (the “Fund”) seeks daily investment results, before fees and expenses, that correspond to one and one-half times (1.5x) the return of the Dow Jones U.S. Select TelecommunicationsSM Index (the “Index”) **for a single day**, not for any other period. A “single day” is measured from the time the Fund calculates its net asset value (“NAV”) to the time of the Fund’s next NAV calculation. **The return of the Fund for periods longer than a single day will be the result of its return for each day compounded over the period. The Fund’s returns for periods longer than a single day will very likely differ in amount, and possibly even direction, from the Fund’s stated multiple (1.5x) times the return of the Index for the same period. For periods longer than a single day, the Fund will lose money if the Index’s performance is flat, and it is possible that the Fund will lose money even if the level of the Index rises.** Longer holding periods, higher Index volatility, and greater leveraged exposure each exacerbate the impact of compounding on an investor’s returns. During periods of higher Index volatility, the volatility of the Index may affect the Fund’s return as much as or more than the return of the Index.

The Fund presents different risks than other types of funds. The Fund uses leverage and is riskier than similarly benchmarked funds that do not use leverage. The Fund may not be suitable for all investors and should be used only by knowledgeable investors who understand the consequences of seeking daily leveraged (1.5x) investment results, including the impact of compounding on Fund performance. Investors in the Fund should actively manage and monitor their investments, as frequently as daily. An investor in the Fund could potentially lose the full principal value of their investment within a single day.

Investment Objective

The Fund seeks daily investment results, before fees and expenses, that correspond to one and one-half times (1.5x) the daily performance of the Index. **The Fund does not seek to achieve its stated investment objective over a period of time greater than a single day.**

Fees and Expenses of the Fund

The table below describes the fees and expenses that you may pay if you buy, hold, and sell shares of the Fund. You may pay other fees, such as brokerage commissions and other fees to financial intermediaries, which are not reflected in the tables and examples below.

Shareholder Fees

(fees paid directly from your investment)

Wire Fee \$10

Annual Fund Operating Expenses

(expenses that you pay each year as a percentage of the value of your investment)

	Investor Class	Service Class
Investment Advisory Fees	0.75%	0.75%
Distribution and Service (12b-1) Fees	0.00%	1.00%
Other Expenses	<u>4.38%</u>	<u>4.38%</u>

Total Annual Fund Operating Expenses Before Fee Waivers and Expense Reimbursements

	5.13%	6.13%
Fee Waivers/Reimbursements ¹	<u>-3.35%</u>	<u>-3.35%</u>

Total Annual Fund Operating Expenses After Fee Waivers and Expense Reimbursements

	<u>1.78%</u>	<u>2.78%</u>
--	---------------------	---------------------

1 ProFund Advisors LLC (“ProFund Advisors”) has contractually agreed to waive Investment Advisory and Management Services Fees and to reimburse Other Expenses to the extent Total Annual Fund Operating Expenses Before Fee Waivers and Expense Reimbursements, as a percentage of average daily net assets, exceed 1.78% for Investor Class shares and 2.78% for Service Class shares through November 30, 2021. After such date, the expense limitation may be terminated or revised by ProFund Advisors. Amounts waived or reimbursed in a particular contractual period may be recouped by ProFund Advisors within three years of the end of that contractual period, however, such recoupment will be limited to the lesser of any expense limitation in place at the time of recoupment or the expense limitation in place at the time of waiver or reimbursement.

Example: This example is intended to help you compare the cost of investing in the Fund with the cost of investing in other funds.

The example assumes that you invest \$10,000 in the Fund for the time periods indicated and then redeem all of your shares at the end of each period. The example also assumes that your investment has a 5% return each year and that the Fund’s operating expenses remain the same, except that the fee waiver/expense reimbursement is assumed only to pertain to the first year. Although your actual costs may be higher or lower, based on these assumptions your approximate costs would be:

	1Year	3Years	5Years	10Years
Investor Class	\$181	\$1,239	\$2,293	\$4,919
Service Class	\$281	\$1,520	\$2,731	\$5,642

The Fund pays transaction and financing costs associated with the purchase and sale of securities and derivatives. These costs are not reflected in the table or the example above.

Portfolio Turnover

The Fund pays transaction costs, such as commissions, when it buys and sells securities (or “turns over” its portfolio). A higher portfolio turnover rate may indicate higher transaction costs and may result in higher taxes when the Fund’s shares are held in a taxable account. These costs, which are not reflected in the Annual Fund Operating Expenses or in the example above, affect the Fund’s performance. During the most recent fiscal year, the Fund’s annual portfolio turnover rate was 132% of the average value of its entire portfolio. This portfolio turnover rate is calculated without regard to cash instruments or derivatives transactions. If such transactions were included, the Fund’s portfolio turnover rate would be significantly higher.

Principal Investment Strategies

The Fund invests in financial instruments that ProFund Advisors believes, in combination, should produce daily returns consistent with the Fund’s investment objective.

The Index is constructed and maintained by S&P Dow Jones Indices LLC. The Index is a measure of U.S. stockmarket performance of fixed line (regional and long-distance carriers) and mobile telephone services (cellular, satellite and paging services). The Index is published under the Bloomberg ticker symbol “DJSTEL.”

The Fund will invest principally in the financial instruments set forth below. The Fund expects that its cash balances maintained in connection with the use of financial instruments will typically be held in money market instruments.

- **Equity Securities** — The Fund invests in common stock issued by public companies.
- **Derivatives** — The Fund invests in derivatives, which are financial instruments whose value is derived from the value of an underlying asset or assets, such as stocks, bonds, funds (including exchange-traded funds (“ETFs”)), interest rates or indexes. The Fund invests in derivatives as a substitute for investing directly in securities in order to seek returns for a single day that are leveraged (1.5x) to the returns of the Index for that day. These derivatives principally include:
 - **Swap Agreements** — Contracts entered into primarily with major global financial institutions for a specified period ranging from a day to more than one year. In a standard “swap” transaction, two parties agree to exchange the return (or differentials in rates of return) earned or realized on particular predetermined investments or instruments. The gross return to be exchanged or “swapped” between the parties is calculated with respect to a “notional amount,” e.g., the return on or change in value of a particular dollar amount invested in a “basket” of securities or an ETF representing a particular index.

- **Money Market Instruments** — The Fund invests in short-term cash instruments that have a remaining maturity of 397 days or less and exhibit high quality credit profiles, for example:

- **U.S. Treasury Bills** — U.S. government securities that have initial maturities of one year or less, and are supported by the full faith and credit of the U.S. government.
- **Repurchase Agreements** — Contracts in which a seller of securities, usually U.S. government securities or other money market instruments, agrees to buy the securities back at a specified time and price. Repurchase agreements are primarily used by the Fund as a short-term investment vehicle for cash positions.

ProFund Advisors uses a mathematical approach to investing. Using this approach, ProFund Advisors determines the type, quantity and mix of investment positions that it believes, in combination, the Fund should hold to produce daily returns consistent with the daily Fund’s investment objective. The Fund may invest in or gain exposure to only a representative sample of the securities in the Index or to securities not contained in the Index or in financial instruments, with the intent of obtaining exposure with aggregate characteristics similar to those of a multiple of the single day returns of the Index. In managing the assets of the Fund, ProFund Advisors does not invest the assets of the Fund in securities or financial instruments based on ProFund Advisors’ view of the investment merit of a particular security, instrument, or company, nor does it conduct conventional investment research or analysis or forecast market movement or trends. The Fund seeks to remain fully invested at all times in securities and/or financial instruments that, in combination, provide leveraged exposure to the single day returns of the Index, consistent with its investment objective, without regard to market conditions, trends or direction. The Fund seeks investment results for a single day only, measured as the time the Fund calculates its NAV to the next time the Fund calculates its NAV, and not for any other period.

The Fund seeks to engage in daily rebalancing to position its portfolio so that its exposure to the Index is consistent with the Fund’s daily investment objective. The time and manner in which the Fund rebalances its portfolio may vary from day to day at the discretion of ProFund Advisors, depending on market conditions and other circumstances. The Index’s movements during the day will affect whether the Fund’s portfolio needs to be rebalanced. For example, if the Index has risen on a given day, net assets of the Fund should rise (assuming there were no share redemptions). As a result, the Fund’s exposure will need to be increased. Conversely, if the Index has fallen on a given day, net assets of the Fund should fall (assuming there were no shares issued). As a result, the Fund’s exposure will need to be decreased.

Daily rebalancing and the compounding of each day’s return over time means that the return of the Fund for a period

longer than a single day will be the result of each day's returns compounded over the period, which will very likely differ in amount, and possibly even direction, from one and one-half times (1.5x) the return of the Index for the same period. The Fund will lose money if the Index's performance is flat over time, and the Fund can lose money regardless of the performance of the Index, as a result of daily rebalancing, the Index's volatility, compounding of each day's return and other factors. See "Principal Risks" below.

The Fund will concentrate or focus its investments in a particular industry or group of industries to approximately the same extent the Index is so concentrated or focused. As of July 31, 2020, the Index was concentrated in the telecommunication services and technology hardware & equipment industry groups.

Please see "Investment Objectives, Principal Investment Strategies and Related Risks" in the Fund's Prospectus for additional details.

Principal Risks

You may lose the full principal value of your investment within a single day.

The principal risks described below are intended to provide information about the factors likely to have a significant adverse impact on the Fund's returns and consequently the value of an investment in the Fund. The risks are presented in an order intended to facilitate readability and their order does not imply that the realization of one risk is more likely to occur than another risk or likely to have a greater adverse impact than another risk.

- **Risks Associated with the Use of Derivatives** — Investing in derivatives may be considered aggressive and may expose the Fund to greater risks and may result in larger losses or smaller gains than investing directly in the reference asset(s) underlying those derivatives. These risks include counterparty risk, liquidity risk and increased correlation risk. When the Fund uses derivatives, there may be imperfect correlation between the value of the reference asset(s) underlying the derivative (e.g., the Index) and the derivative, which may prevent the Fund from achieving its investment objective. Because derivatives often require only a limited initial investment, the use of derivatives also may expose the Fund to losses in excess of those amounts initially invested. The Fund may use a combination of swaps on the Index and swaps on an ETF that is designed to track the performance of the Index. The performance of an ETF may not track the performance of the Index due to embedded costs and other factors. Thus, to the extent the Fund invests in swaps that use an ETF as the reference asset, the Fund may be subject to greater correlation risk and may not achieve as high a degree of correlation with the Index as it would if the Fund only used swaps on the Index. Moreover, with respect to the use of swap agreements, if the Index has a dramatic intraday move that causes a material decline in the Fund's net assets, the terms of a swap agreement between the Fund and its counterparty may permit the counterparty to immediately close out the transaction

with the Fund. In that event, the Fund may be unable to enter into another swap agreement or invest in other derivatives to achieve the desired exposure consistent with the Fund's investment objective. This, in turn, may prevent the Fund from achieving its investment objective, even if the Index reverses all or a portion of its intraday move by the end of the day. As a result, the value of an investment in the Fund may change quickly and without warning. Any costs associated with using derivatives will also have the effect of lowering the Fund's return.

- **Leverage Risk** — The Fund obtains investment exposure in excess of its assets in seeking to achieve its investment objective — a form of leverage — and will lose more money in market environments adverse to its daily objective than a similar fund that does not employ such leverage. The use of such leverage increases the risk of a total loss of an investor's investment. For example, because the Fund includes a multiplier of one and one-half times (1.5x) the Index, a single day movement in the Index approaching 67% at any point in the day could result in the total loss of an investor's investment if that movement is contrary to the investment objective of the Fund, even if the Index subsequently moves in an opposite direction, eliminating all or a portion of the earlier movement. This would be the case with any such single day movements in the Index, even if the Index maintains a level greater than zero at all times. In addition, the use of leverage may increase the volatility of the Fund and magnify any differences between the performance of the Fund and the Index.
- **Compounding Risk** — The Fund has a single day investment objective, and the Fund's performance for any other period is the result of its return for each day compounded over the period. The performance of the Fund for periods longer than a single day will very likely differ in amount, and possibly even direction, from one and one-half times (1.5x) the daily return of the Index for the same period, before accounting for fees and expenses. Compounding affects all investments, but has a more significant impact on a leveraged fund. This effect becomes more pronounced as Index volatility and holding periods increase. Fund performance for a period longer than a single day can be estimated given any set of assumptions for the following factors: (a) Index volatility; (b) Index performance; (c) period of time; (d) financing rates associated with leveraged exposure; (e) other Fund expenses; and (f) dividends or interest paid with respect to securities in the Index. The chart below illustrates the impact of two principal factors — Index volatility and Index performance — on Fund performance. The chart shows estimated Fund returns for a number of combinations of Index volatility and Index performance over a one-year period. Actual volatility, Index and Fund performance may differ significantly from the chart below. Performance shown in the chart assumes: (a) no dividends paid with respect to securities included in the Index; (b) no Fund expenses; and (c) borrowing/lending

rates (to obtain leveraged exposure) of zero percent. If Fund expenses and/or actual borrowing/lending rates were reflected, the Fund's performance would be different than shown.

Areas shaded darker represent those scenarios where the Fund can be expected to return less than one and one-half times (1.5x) the performance of the Index.

Estimated Fund Returns						
Index Performance		One Year Volatility Rate				
One Year Index	One and One-Half Times (1.5x) the One Year Index					
		10%	25%	50%	75%	100%
-60%	-90.0%	-74.8%	-75.3%	-77.0%	-79.5%	-82.6%
-50%	-75.0%	-64.8%	-65.5%	-67.8%	-71.4%	-75.7%
-40%	-60.0%	-53.7%	-54.6%	-57.7%	-62.4%	-68.1%
-30%	-45.0%	-41.7%	-42.8%	-46.7%	-52.6%	-59.7%
-20%	-30.0%	-28.7%	-30.1%	-34.8%	-42.1%	-50.8%
-10%	-15.0%	-14.9%	-16.6%	-22.3%	-30.9%	-41.3%
0%	0.0%	-0.4%	-2.3%	-8.9%	-19.0%	-31.3%
10%	15.0%	14.9%	12.7%	5.0%	-6.6%	-20.7%
20%	30.0%	31.0%	28.4%	19.7%	6.5%	-9.7%
30%	45.0%	47.7%	44.8%	35.0%	20.0%	1.9%
40%	60.0%	65.0%	61.8%	50.8%	34.1%	13.8%
50%	75.0%	83.0%	79.5%	67.3%	48.8%	26.3%
60%	90.0%	101.6%	97.9%	84.3%	63.9%	39.1%

The foregoing table is intended to isolate the effect of Index volatility and Index performance on the return of the Fund and is not a representation of actual returns. For example, the Fund may incorrectly be expected to achieve a -30% return on a yearly basis if the Index return were -20%, absent the effects of compounding. As the table shows, with Index volatility of 50%, the Fund could be expected to return -34.8% under such a scenario. The Fund's actual returns may be significantly better or worse than the returns shown above as a result of any of the factors discussed above or in "Principal Risks — Correlation Risk" below.

The Index's annualized historical volatility rate for the five-year period ended July 31, 2020 was 20.94%. The Index's highest May to May volatility rate during the five-year period was 29.97% (July 31, 2020). The Index's annualized total return performance for the five-year period ended July 31, 2020 was 2.41%. Historical Index volatility and performance are not indications of what the Index volatility and performance will be in the future. The volatility of U.S. exchange-traded securities or instruments that reflect the value of the Index may differ from the volatility of the Index.

For additional graphs and charts demonstrating the effects of Index volatility and Index performance on the long-term performance of the Fund, see "Understanding the Risks and Long-Term Performance of Daily Objective Funds — The Impact of Compounding" in the Fund's

Prospectus and "Special Note Regarding the Correlation Risks of Geared Funds" in the Fund's Statement of Additional Information.

- **Correlation Risk** — A number of factors may affect the Fund's ability to achieve a high degree of leveraged correlation with the Index, and there is no guarantee that the Fund will achieve a high degree of leveraged correlation. Failure to achieve a high degree of leveraged correlation may prevent the Fund from achieving its investment objective, and the percentage change of the Fund's NAV each day may differ, perhaps significantly in amount, and possibly even direction, from one and one-half times (1.5x) the percentage change of the Index on such day.

In order to achieve a high degree of leveraged correlation with the Index, the Fund seeks to rebalance its portfolio daily to keep exposure consistent with its investment objective. Being materially under- or overexposed to the Index may prevent the Fund from achieving a high degree of leveraged correlation with the Index and may expose the Fund to greater leverage risk. Market disruptions or closure, regulatory restrictions, market volatility, illiquidity in the markets for the financial instruments in which the Fund invests, and other factors will adversely affect the Fund's ability to adjust exposure to requisite levels. The target amount of portfolio exposure is impacted dynamically by the Index's movements, including intraday movements. Because of this, it is unlikely that the Fund will have perfect leveraged (1.5x) exposure during the day or at the end of each day and the likelihood of being materially under- or overexposed is higher on days when the Index is volatile, particularly when the Index is volatile at or near the close of the trading day.

A number of other factors may also adversely affect the Fund's leveraged correlation with the Index, including fees, expenses, transaction costs, financing costs associated with the use of derivatives, income items, valuation methodology, accounting standards and disruptions or illiquidity in the markets for the securities or financial instruments in which the Fund invests. The Fund may not have investment exposure to all of the securities in the Index, or its weighting of investment exposure to securities may be different from that of the Index. In addition, the Fund may invest in securities not included in the Index. The Fund may take or refrain from taking positions in order to improve tax efficiency, comply with regulatory restrictions, or for other reasons, each of which may negatively affect the Fund's correlation with the Index. The Fund may also be subject to large movements of assets into and out of the Fund, potentially resulting in the Fund being under- or overexposed to the Index and may be impacted by Index reconstitutions and Index rebalancing events. Additionally, the Fund's underlying investments and/or reference assets may trade on markets that may not be open on the same day as the Fund, which may cause a difference between the changes in the daily performance of the Fund and changes in the level of the Index. Any of these factors could

decrease correlation between the performance of the Fund and the Index and may hinder the Fund's ability to meet its daily investment objective on or around that day.

- **Rebalancing Risk** — If for any reason the Fund is unable to rebalance all or a portion of its portfolio, or if all or a portion of the portfolio is rebalanced incorrectly, the Fund's investment exposure may not be consistent with the Fund's investment objective. In these instances, the Fund may have investment exposure to the Index that is significantly greater or less than its stated multiple. As a result, the Fund may be more exposed to leverage risk than if it had been properly rebalanced and may not achieve its investment objective.
- **Counterparty Risk** — Investing in derivatives and repurchase agreements involves entering into contracts with third parties (i.e., counterparties). The use of derivatives involves risks that are different from those associated with ordinary portfolio securities transactions. The Fund will be subject to credit risk (i.e., the risk that a counterparty is or is perceived to be unwilling or unable to make timely payments or otherwise meet its contractual obligations) with respect to the amount it expects to receive from counterparties to derivatives and repurchase agreements entered into by the Fund. If a counterparty becomes bankrupt or fails to perform its obligations, or if any collateral posted by the counterparty for the benefit of the Fund is insufficient or there are delays in the Fund's ability to access such collateral, the value of an investment in the Fund may decline.
- **Telecommunication Services Industry Risk** — The risks of investments in the industry include: a telecommunications market characterized by increasing competition and regulation by the Federal Communications Commission and various state regulatory authorities; the need to commit substantial capital to meet increasing competition, particularly in formulating new products and services using new technology; and technological innovations that may make various products and services obsolete.
- **Equity and Market Risk** — Equity markets are volatile, and the value of securities, swaps, futures and other instruments correlated with equity markets may fluctuate dramatically from day to day. Equity markets are subject to corporate, political, regulatory, market and economic developments, as well as developments that impact specific economic sectors, industries or segments of the market. Further, stocks in the Index may underperform other equity investments. Volatility in the markets and/or market developments may cause the value of an investment in the Fund to decrease over short or long periods of time.
- **Concentration and Focused Investing** — The Index may concentrate (i.e., composed of securities that represent 25 percent or more of the value of the Index) or focus (i.e., composed of securities that represent a substantial portion of its value, but less than 25 percent) in an industry or group of industries. The Fund will allocate its investments to approximately the same extent as the Index. As a result, the Fund may be subject to greater market fluctuations than a fund that is more broadly invested across industries. Financial, economic, business, regulatory conditions, and other developments affecting issuers in a particular industry or group of industries will have a greater effect on the Fund, and if securities of the particular industry or group of industries as a group fall out of favor, the Fund could underperform, or its net asset value may be more volatile than, funds that have greater industry diversification.
- **Exposure to Large-Cap Company Investment Risk** — Although returns on investments in large-cap companies are often perceived as being less volatile than the returns of companies with smaller market capitalizations, the return on large-cap securities could trail the returns on investments in smaller and mid-sized companies for a number of reasons. For example, large-cap companies may be unable to respond quickly to new competitive challenges, such as changes in technology, and also may not be able to attain the high growth rate of successful smaller companies.
- **Exposure to Small- and Mid-Cap Company Investment Risk** — The risk of equity investing may be particularly acute for securities of issuers with smaller market capitalizations. Small- and mid-cap companies may have limited product lines or resources, may be dependent upon a particular market niche and may have greater fluctuations in price than the stocks of larger companies. Small- and mid-cap companies may lack the financial and personnel resources to handle economic or industry-wide setbacks and, as a result, such setbacks could have a greater effect on small- and mid-cap security prices. Additionally, small- and mid-cap company stocks may trade at greater spreads or lower trading volumes, and may be less liquid than the stocks of larger companies. Further, stocks of small- and mid-sized companies could be more difficult to liquidate during market downturns compared to larger, more widely traded companies.
- **Natural Disaster/Epidemic Risk** — Natural or environmental disasters, such as earthquakes, fires, floods, hurricanes, tsunamis and other severe weather-related phenomena generally, and widespread disease, including pandemics and epidemics (for example, the novel coronavirus COVID-19), have been and can be highly disruptive to economies and markets and have recently led, and may continue to lead, to increased market volatility and significant market losses. Such natural disaster and health crises could exacerbate political, social, and economic risks, and result in significant breakdowns, delays, shutdowns, social isolation, and other disruptions to important global, local and regional supply chains affected, with potential corresponding results on the operating performance of the Fund and its investments. A climate of uncertainty and panic, including the contagion of infectious viruses or diseases, may adversely affect global, regional, and local economies and reduce the

availability of potential investment opportunities, and increases the difficulty of performing due diligence and modeling market conditions, potentially reducing the accuracy of financial projections. Under these circumstances, the Fund may have difficulty achieving its investment objectives which may adversely impact Fund performance. Further, such events can be highly disruptive to economies and markets, significantly disrupt the operations of individual companies (including, but not limited to, the Fund's investment advisor, third party service providers, and counterparties), sectors, industries, markets, securities and commodity exchanges, currencies, interest and inflation rates, credit ratings, investor sentiment, and other factors affecting the value of the Fund's investments. These factors can cause substantial market volatility, exchange trading suspensions and closures, changes in the availability of and the margin requirements for certain instruments, and can impact the ability of the Fund to complete redemptions and otherwise affect Fund performance and Fund trading in the secondary market. A widespread crisis would also affect the global economy in ways that cannot necessarily be foreseen. How long such events will last and whether they will continue or recur cannot be predicted. Impacts from these could have a significant impact on the Fund's performance, resulting in losses to your investment.

• **Risk that Current Assumptions and Expectations Could Become Outdated As a Result of Global Economic Shock** —

The onset of the novel coronavirus (COVID-19) has caused significant shocks to global financial markets and economies, with many governments taking extreme actions to slow and contain the spread of COVID-19. These actions have had, and likely will continue to have, a severe economic impact on global economies as economic activity in some instances has essentially ceased. Financial markets across the globe are experiencing severe distress at least equal to what was experienced during the global financial crisis in 2008. In March 2020, U.S. equity markets entered a bear market in the fastest such move in the history of U.S. financial markets. During much of 2020, the unemployment rate in the U.S. has been extremely high by historical standards. It is not possible to predict when unemployment and market conditions will return to more normal levels. The global economic shocks being experienced as of the date hereof may cause the underlying assumptions and expectations of the Fund to become outdated quickly or inaccurate, resulting in significant losses.

- **Non-Diversification Risk** — The Fund is classified as “non-diversified” under the Investment Company Act of 1940, as amended (“1940 Act”). This means it has the ability to invest a relatively high percentage of its assets in the securities of a small number of issuers or in financial instruments with a single counterparty or a few counterparties. This may increase the Fund's volatility and increase the risk that the Fund's performance will decline based on the performance of a single issuer or the credit of a single counterparty.

- **Index Performance Risk** — The Index maintained by a third party provider unaffiliated with the Fund or ProFund Advisors. There can be no guarantee or assurance that the methodology used by the third party provider to create the Index will result in the Fund achieving positive returns. Further, there can be no guarantee that the methodology underlying the Index or the daily calculation of the Index will be free from error. It is also possible that the value of the Index may be subject to intentional manipulation by third-party market participants. The Index used by the Fund may underperform other asset classes and may underperform other similar indices. Each of these factors could have a negative impact on the performance of the Fund.
- **Active Investor Risk** — The Fund permits short-term trading of its securities. A significant portion of assets invested in the Fund may come from professional money managers and investors who use the Fund as part of active trading or tactical asset allocation strategies. These strategies often call for frequent trading to take advantage of anticipated changes in market conditions, which could increase portfolio turnover and may result in additional costs for the Fund. In addition, large movements of assets into and out of the Fund may have a negative impact on the Fund's ability to achieve its investment objective or maintain a consistent level of operating expenses. In certain circumstances, the Fund's expense ratio may vary from current estimates or the historical ratio disclosed in this Prospectus.
- **Early Close/Late Close/Trading Halt Risk** — An exchange or market may close early, close late or issue trading halts on specific securities or financial instruments. As a result, the ability to trade certain securities or financial instruments may be restricted, which may result in the Fund being unable to trade those and other related financial instruments at all. In these circumstances, the Fund may be unable to rebalance its portfolio, may be unable to accurately price its investments and/or may incur substantial trading losses.
- **Liquidity Risk** — In certain circumstances, such as the disruption of the orderly markets for the financial instruments in which the Fund invests, the Fund might not be able to acquire or dispose of certain holdings quickly or at prices that represent true market value in the judgment of ProFund Advisors. Markets for the financial instruments in which the Fund invests may be disrupted by a number of events, including but not limited to economic crises, political crises, health crises, natural disasters, excessive volatility, new legislation, or regulatory changes inside or outside of the U.S. For example, regulation limiting the ability of certain financial institutions to invest in certain financial instruments would likely reduce the liquidity of those instruments. These situations may prevent the Fund from limiting losses, realizing gains or achieving a high leveraged correlation with the Index.
- **Portfolio Turnover Risk** — The Fund may incur high portfolio turnover to manage the Fund's investment exposure. Additionally, active trading of the Fund's shares may cause

more frequent purchase and sales activities that could, in certain circumstances, increase the number of portfolio transactions. High levels of portfolio transactions increase brokerage and other transaction costs and may result in increased taxable capital gains. Each of these factors could have a negative impact on the performance of the Fund.

- **Tax Risk** — In order to qualify for the special tax treatment accorded a regulated investment company (“RIC”) and its shareholders, the Fund must derive at least 90% of its gross income for each taxable year from “qualifying income,” meet certain asset diversification tests at the end of each taxable quarter, and meet annual distribution requirements. The Fund’s pursuit of its investment strategies will potentially be limited by the Fund’s intention to qualify for such treatment and could adversely affect the Fund’s ability to so qualify. The Fund can make certain investments, the treatment of which for these purposes is unclear. If, in any year, the Fund were to fail to qualify for the special tax treatment accorded a RIC and its shareholders, and were ineligible to or were not to cure such failure, the Fund would be taxed in the same manner as an ordinary corporation subject to U.S. federal income tax on all its income at the fund level. The resulting taxes could substantially reduce the Fund’s net assets and the amount of income available for distribution. In addition, in order to requalify for taxation as a RIC, the Fund could be required to recognize unrealized gains, pay substantial taxes and interest, and make certain distributions. Please see the Statement of Additional Information for more information.

- **Valuation Risk** — In certain circumstances (e.g., if ProFund Advisors believes market quotations do not accurately reflect the fair value of an investment, or a trading halt closes an exchange or market early), ProFund Advisors may, in its sole discretion, choose to determine a fair value price as the basis for determining the market value of such investment for such day. The fair value of an investment determined by ProFund Advisors may be different from other value determinations of the same investment. Portfolio investments that are valued using techniques other than market quotations, including “fair valued” investments, may be subject to greater fluctuation in their value from one day to the next than would be the case if market quotations were used. In addition, there is no assurance that the Fund could sell a portfolio investment for the value established for it at any time, and it is possible that the Fund would incur a loss because a portfolio investment is sold at a discount to its established value.

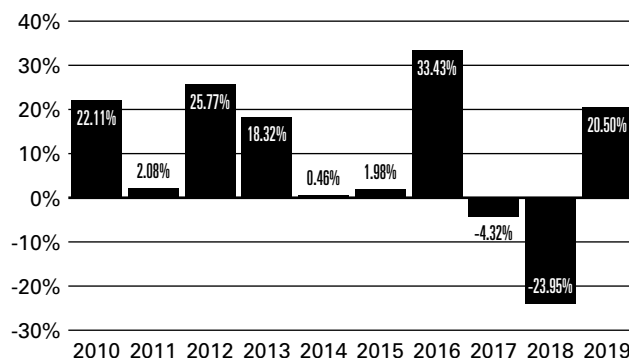
Please see “Investment Objectives, Principal Investment Strategies and Related Risks” in the Fund’s Prospectus for additional details.

Investment Results

The bar chart below shows how the Fund’s investment results for Investor Class shares have varied from year to year, and the table shows how the Fund’s average annual total returns for various periods compare with different broad measures of market

performance. Performance for Service Class shares would differ to the extent their fees and expenses differ. This information provides some indication of the risks of investing in the Fund. In addition, the Fund’s performance information reflects applicable fee waivers and/or expense limitations, if any, in effect during the periods presented. Absent such fee waivers/expense limitations, if any, performance would have been lower. Past results (before and after taxes) are not predictive of future results. Updated information on the Fund’s results can be obtained by visiting the Fund’s website (www.profund.com).

Annual Returns as of December 31



Best Quarter (ended 9/30/2010): **31.27%**

Worst Quarter (ended 12/31/2018): **-18.20%**

The year-to-date return as of the most recent quarter, which ended September 30, 2020, was -14.79%.

Average Annual Total Returns

As of December 31, 2019

	One Year	Five Years	Ten Years	Inception Date
Investor Class Shares				6/19/2000
– Before Taxes	20.50%	3.60%	8.32%	
– After Taxes on Distributions	20.02%	3.09%	7.88%	
– After Taxes on Distributions and Sale of Shares	12.48%	2.77%	6.78%	
Service Class Shares	19.31%	2.56%	7.24%	6/19/2000
S&P 500^{®1}	31.49%	11.70%	13.56%	
Dow Jones U.S. Select TelecommunicationsSM Index	16.74%	3.02%	7.10%	

1 Reflects no deduction for fees, expenses or taxes. Adjusted to reflect the reinvestment of dividends paid by issuers in the Index.

Average annual total returns are shown on a before- and after-tax basis for Investor Class shares only. After-tax returns for Service Class shares will vary. After-tax returns are calculated using the historical highest individual federal marginal income tax rates and do not reflect the impact of state and local taxes. Actual after-tax returns depend on an investor’s tax situation and may differ from those shown. After-tax returns shown are not relevant to investors who hold the Fund’s shares through tax-deferred arrangements, such as a retirement account. After-tax returns

may exceed the return before taxes due to a tax benefit from realizing a capital loss on a sale of shares.

Annual returns are required to be shown and should not be interpreted as suggesting that the Fund should or should not be held for longer periods of time.

Management

The Fund is advised by ProFund Advisors. Michael Neches, Senior Portfolio Manager, and Tarak Davé, Portfolio Manager, have jointly and primarily managed the Fund since October 2013 and April 2018, respectively.

Purchase and Sale of Fund Shares

The **minimum initial investment** amounts for all classes, which may be waived at the discretion of the Fund, are:

- \$5,000 for accounts that list a financial professional.
- \$15,000 for self-directed accounts.

You may purchase, redeem or exchange Fund shares on any day which the New York Stock Exchange is open for business. Depending on where your account is held, you may redeem your shares by contacting your financial professional or the Fund by mail, telephone, wire transfer or on-line (www.profunds.com).

Tax Information

The Fund's distributions generally are taxable, and will be taxed as ordinary income, qualified dividend income or capital gains, unless you are investing through a tax-advantaged arrangement, such as a 401(k) plan or an individual retirement account. You may be taxed later upon withdrawal of monies from such tax-advantaged arrangements.

The Fund intends to distribute income, if any, and capital gains, if any, at least annually.

Payments to Broker-Dealers and Other Financial Intermediaries

If you purchase Fund shares through a financial intermediary, such as a broker-dealer or investment adviser, the Fund and its distributor may pay the intermediary for the sale of Fund shares and related services. These payments may create a conflict of interest by influencing the broker-dealer or other financial intermediary to recommend the Fund over another investment. Ask your financial intermediary or visit your financial intermediary's website for more information.

Important Information About the Fund

UltraBear ProFund (the “Fund”) seeks daily investment results, before fees and expenses, that correspond to two times the inverse (-2x) of the return of the S&P 500[®] Index (the “Index”) **for a single day**, not for any other period. A “single day” is measured from the time the Fund calculates its net asset value (“NAV”) to the time of the Fund’s next NAV calculation. **The return of the Fund for periods longer than a single day will be the result of its return for each day compounded over the period.** The Fund’s returns for periods longer than a single day will very likely differ in amount, and possibly even direction, from the Fund’s stated multiple (-2x) times the return of the Index for the same period. For periods longer than a single day, the Fund will lose money if the Index’s performance is flat, and it is possible that the Fund will lose money even if the level of the Index falls. Longer holding periods, higher Index volatility, and greater inverse leveraged exposure each exacerbate the impact of compounding on an investor’s returns. During periods of higher Index volatility, the volatility of the Index may affect the Fund’s return as much as or more than the return of the Index.

The Fund presents different risks than other types of funds. The Fund may not be suitable for all investors and should be used only by knowledgeable investors who understand the consequences of seeking daily inverse leveraged (-2x) investment results, including the impact of compounding on Fund performance. Investors in the Fund should actively manage and monitor their investments, as frequently as daily. An investor in the Fund could potentially lose the full principal value of their investment within a single day.

Investment Objective

The Fund seeks daily investment results, before fees and expenses, that correspond to two times the inverse (-2x) of the daily performance of the Index. **The Fund does not seek to achieve its stated investment objective over a period of time greater than a single day.**

Fees and Expenses of the Fund

The table below describes the fees and expenses that you may pay if you buy, hold, and sell shares of the Fund. You may pay other fees, such as brokerage commissions and other fees to financial intermediaries, which are not reflected in the tables and examples below.

Shareholder Fees

(fees paid directly from your investment)

Wire Fee \$10

Annual Fund Operating Expenses

(expenses that you pay each year as a percentage of the value of your investment)

	Investor Class	Service Class
Investment Advisory Fees	0.75%	0.75%
Distribution and Service (12b-1) Fees	0.00%	1.00%
Other Expenses	1.29%	1.29%

Total Annual Fund Operating Expenses Before Fee Waivers and Expense Reimbursements

	2.04%	3.04%
Fee Waivers/Reimbursements ¹	-0.26%	-0.26%

Total Annual Fund Operating Expenses After Fee Waivers and Expense Reimbursements

1.78%	2.78%
--------------	--------------

¹ ProFund Advisors LLC (“ProFund Advisors”) has contractually agreed to waive Investment Advisory and Management Services Fees and to reimburse Other Expenses to the extent Total Annual Fund Operating Expenses Before Fee Waivers and Expense Reimbursements, as a percentage of average daily net assets, exceed 1.78% for Investor Class shares and 2.78% for Service Class shares through November 30, 2021. After such date, the expense limitation may be terminated or revised by ProFund Advisors. Amounts waived or reimbursed in a particular contractual period may be recouped by ProFund Advisors within three years of the end of that contractual period, however, such recoupment will be limited to the lesser of any expense limitation in place at the time of recoupment or the expense limitation in place at the time of waiver or reimbursement.

Example: This example is intended to help you compare the cost of investing in the Fund with the cost of investing in other funds.

The example assumes that you invest \$10,000 in the Fund for the time periods indicated and then redeem all of your shares at the end of each period. The example also assumes that your investment has a 5% return each year and that the Fund’s operating expenses remain the same, except that the fee waiver/expense reimbursement is assumed only to pertain to the first year. Although your actual costs may be higher or lower, based on these assumptions your approximate costs would be:

	1Year	3Years	5Years	10Years
Investor Class	\$181	\$615	\$1,074	\$2,348
Service Class	\$281	\$915	\$1,574	\$3,337

The Fund pays transaction and financing costs associated with the purchase and sale of securities and derivatives. These costs are not reflected in the table or the example above.

Portfolio Turnover

The Fund pays transaction costs, such as commissions, when it buys and sells securities (or “turns over” its portfolio). A higher portfolio turnover rate may indicate higher transaction costs and may result in higher taxes when the Fund’s shares are held in a taxable account. These costs, which are not reflected in the Annual Fund Operating Expenses or in the example above, affect the Fund’s performance. During the most recent fiscal year, the Fund’s annual portfolio turnover rate was 0% of the average value of its entire portfolio. This portfolio turnover rate is calculated without regard to cash instruments or derivatives transactions. If such transactions were included, the Fund’s portfolio turnover rate would be significantly higher.

Principal Investment Strategies

The Fund invests in financial instruments that ProFund Advisors believes, in combination, should produce daily returns consistent with the Fund’s investment objective.

The Index is constructed and maintained by S&P Dow Jones Indices LLC. The Index is a measure of large-cap U.S. stock market performance. It is a float-adjusted, market capitalization-weighted index of 500 U.S. operating companies and real estate investment trusts selected through a process that factors in criteria such as liquidity, price, market capitalization and financial viability. The Index is published under the Bloomberg ticker symbol “SPX.”

The Fund will invest principally in the financial instruments set forth below. The Fund expects that its cash balances maintained in connection with the use of financial instruments will typically be held in money market instruments.

- **Derivatives** — The Fund invests in derivatives, which are financial instruments whose value is derived from the value of an underlying asset or assets, such as stocks, bonds, funds (including exchange-traded funds (“ETFs”)), interest rates or indexes. The Fund invests in derivatives as a substitute for directly shorting stocks in order to seek returns for a single day that are inverse leveraged (-2x) to the returns of the Index for that day. These derivatives principally include:
 - **Swap Agreements** — Contracts entered into primarily with major global financial institutions for a specified period ranging from a day to more than one year. In a standard “swap” transaction, two parties agree to exchange the return (or differentials in rates of return) earned or realized on particular predetermined investments or instruments. The gross return to be exchanged or “swapped” between the parties is calculated with respect to a “notional amount,” e.g., the return on or change in value of a particular dollar amount invested in a “basket” of securities or an ETF representing a particular index.
 - **Futures Contracts** — Standardized contracts traded on, or subject to the rules of, an exchange that call for the future delivery of a specified quantity and type of asset at

a specified time and place or, alternatively, may call for cash settlement.

- **Money Market Instruments** — The Fund invests in short-term cash instruments that have a remaining maturity of 397 days or less and exhibit high quality credit profiles, for example:
 - **U.S. Treasury Bills** — U.S. government securities that have initial maturities of one year or less, and are supported by the full faith and credit of the U.S. government.
 - **Repurchase Agreements** — Contracts in which a seller of securities, usually U.S. government securities or other money market instruments, agrees to buy the securities back at a specified time and price. Repurchase agreements are primarily used by the Fund as a short-term investment vehicle for cash positions.

ProFund Advisors uses a mathematical approach to investing. Using this approach, ProFund Advisors determines the type, quantity and mix of investment positions that it believes, in combination, the Fund should hold to produce daily returns consistent with the daily Fund’s investment objective. The Fund may gain inverse exposure to only a representative sample of the securities in the Index or to securities not contained in the Index or in financial instruments, with the intent of obtaining exposure with aggregate characteristics similar to those of two times the inverse of the single day returns of the Index. In managing the assets of the Fund, ProFund Advisors does not invest the assets of the Fund in securities or financial instruments based on ProFund Advisors’ view of the investment merit of a particular security, instrument, or company, nor does it conduct conventional investment research or analysis or forecast market movement or trends. The Fund seeks to remain fully invested at all times in securities and/or financial instruments that, in combination, provide inverse leveraged exposure to the single day returns of the Index, consistent with its investment objective, without regard to market conditions, trends or direction. The Fund seeks investment results for a single day only, measured as the time the Fund calculates its NAV to the next time the Fund calculates its NAV, and not for any other period.

The Fund seeks to engage in daily rebalancing to position its portfolio so that its exposure to the Index is consistent with the Fund’s daily investment objective. The time and manner in which the Fund rebalances its portfolio may vary from day to day at the discretion of ProFund Advisors, depending on market conditions and other circumstances. The Index’s movements during the day will affect whether the Fund’s portfolio needs to be rebalanced. For example, if the Index has risen on a given day, net assets of the Fund should fall (assuming there were no shares issued). As a result, the Fund’s inverse exposure will need to be decreased. Conversely, if the Index has fallen on a given day, net assets of the Fund should rise (assuming there were no share redemptions).

As a result, the Fund's inverse exposure will need to be increased.

Daily rebalancing and the compounding of each day's return over time means that the return of the Fund for a period longer than a single day will be the result of each day's returns compounded over the period, which will very likely differ in amount, and possibly even direction, from two times the inverse (-2x) of the return of the Index for the same period. The Fund will lose money if the Index's performance is flat over time, and the Fund can lose money regardless of the performance of the Index, as a result of daily rebalancing, the Index's volatility, compounding of each day's return and other factors. See "Principal Risks" below.

The Fund will concentrate or focus its investments in a particular industry or group of industries to approximately the same extent the Index is so concentrated or focused. As of July 31, 2020, the Index was concentrated in the information technology industry group.

Please see "Investment Objectives, Principal Investment Strategies and Related Risks" in the Fund's Prospectus for additional details.

Principal Risks

You may lose the full principal value of your investment within a single day.

The principal risks described below are intended to provide information about the factors likely to have a significant adverse impact on the Fund's returns and consequently the value of an investment in the Fund. The risks are presented in an order intended to facilitate readability and their order does not imply that the realization of one risk is more likely to occur than another risk or likely to have a greater adverse impact than another risk. While the realization of certain of the risks described herein may benefit the Fund because the Fund seeks daily investment results, before fees and expenses, that correspond to two times the inverse (-2x) of the daily return of the Index, such occurrences may introduce more volatility to the Fund, which could have a significant negative impact on Fund performance.

- **Risks Associated with the Use of Derivatives** — Investing in derivatives may be considered aggressive and may expose the Fund to greater risks and may result in larger losses or smaller gains than investing directly in the reference asset(s) underlying those derivatives. These risks include counterparty risk, liquidity risk and increased correlation risk. When the Fund uses derivatives, there may be imperfect correlation between the value of the reference asset(s) underlying the derivative (e.g., the Index) and the derivative, which may prevent the Fund from achieving its investment objective. Because derivatives often require only a limited initial investment, the use of derivatives also may expose the Fund to losses in excess of those amounts initially invested. The Fund may use a combination of swaps on the Index and swaps on an ETF that is designed to track the performance of the Index. The performance of an ETF may not track the performance of

the Index due to embedded costs and other factors. Thus, to the extent the Fund invests in swaps that use an ETF as the reference asset, the Fund may be subject to greater correlation risk and may not achieve as high a degree of correlation with the Index as it would if the Fund only used swaps on the Index. Moreover, with respect to the use of swap agreements, if the Index has a dramatic intraday move that causes a material decline in the Fund's net assets, the terms of a swap agreement between the Fund and its counterparty may permit the counterparty to immediately close out the transaction with the Fund. In that event, the Fund may be unable to enter into another swap agreement or invest in other derivatives to achieve the desired exposure consistent with the Fund's investment objective. This, in turn, may prevent the Fund from achieving its investment objective, even if the Index reverses all or a portion of its intraday move by the end of the day. As a result, the value of an investment in the Fund may change quickly and without warning. Any costs associated with using derivatives will also have the effect of lowering the Fund's return.

- **Leverage Risk** — The Fund obtains investment exposure in excess of its assets in seeking to achieve its investment objective — a form of leverage — and will lose more money in market environments adverse to its daily objective than a similar fund that does not employ such leverage. The use of such leverage increases the risk of a total loss of an investor's investment. For example, because the Fund includes a multiplier of two times the inverse (-2x) of the Index, a single day movement in the Index approaching 50% at any point in the day could result in the total loss of an investor's investment if that movement is contrary to the investment objective of the Fund, even if the Index subsequently moves in an opposite direction, eliminating all or a portion of the earlier movement. This would be the case with any such single day movements in the Index, even if the Index maintains a level greater than zero at all times. In addition, the use of leverage may increase the volatility of the Fund and magnify any differences between the performance of the Fund and the Index.
- **Compounding Risk** — The Fund has a single day investment objective, and the Fund's performance for any other period is the result of its return for each day compounded over the period. The performance of the Fund for periods longer than a single day will very likely differ in amount, and possibly even direction, from two times the inverse (-2x) of the daily return of the Index for the same period, before accounting for fees and expenses. Compounding affects all investments, but has a more significant impact on an inverse fund. This effect becomes more pronounced as Index volatility and holding periods increase. Fund performance for a period longer than a single day can be estimated given any set of assumptions for the following factors: (a) Index volatility; (b) Index performance; (c) period of time; (d) financing rates associated with inverse leveraged exposure; (e) other Fund expenses; and (f) dividends or interest paid with respect to

securities in the Index. The chart below illustrates the impact of two principal factors — Index volatility and Index performance — on Fund performance. The chart shows estimated Fund returns for a number of combinations of Index volatility and Index performance over a one-year period. Actual volatility, Index and Fund performance may differ significantly from the chart below. Performance shown in the chart assumes: (a) no dividends paid with respect to securities included in the Index; (b) no Fund expenses; and (c) borrowing/lending rates (to obtain inverse leveraged exposure) of zero percent. If Fund expenses and/or actual borrowing/lending rates were reflected, the Fund's performance would be different than shown.

Areas shaded darker represent those scenarios where the Fund can be expected to return less than two times the inverse (-2x) of the performance of the Index.

Estimated Fund Returns

Index Performance		One Year Volatility Rate				
One Year Index	Two times the inverse (-2x) of the One Year Index					
		10%	25%	50%	75%	100%
-60%	120%	506.5%	418.1%	195.2%	15.6%	-68.9%
-50%	100%	288.2%	231.6%	88.9%	-26.0%	-80.1%
-40%	80%	169.6%	130.3%	31.2%	-48.6%	-86.2%
-30%	60%	98.1%	69.2%	-3.6%	-62.2%	-89.8%
-20%	40%	51.6%	29.5%	-26.2%	-71.1%	-92.2%
-10%	20%	19.8%	2.3%	-41.7%	-77.2%	-93.9%
0%	0%	-3.0%	-17.1%	-52.8%	-81.5%	-95.0%
10%	-20%	-19.8%	-31.5%	-61.0%	-84.7%	-95.9%
20%	-40%	-32.6%	-42.4%	-67.2%	-87.2%	-96.5%
30%	-60%	-42.6%	-50.9%	-72.0%	-89.1%	-97.1%
40%	-80%	-50.5%	-57.7%	-75.9%	-90.6%	-97.5%
50%	-100%	-56.9%	-63.2%	-79.0%	-91.8%	-97.8%
60%	-120%	-62.1%	-67.6%	-81.5%	-92.8%	-98.1%

The foregoing table is intended to isolate the effect of Index volatility and Index performance on the return of the Fund and is not a representation of actual returns. For example, the Fund may incorrectly be expected to achieve a -40% return on a yearly basis if the Index return were 20%, absent the effects of compounding. As the table shows, with Index volatility of 50%, the Fund could be expected to return -67.2% under such a scenario. The Fund's actual returns may be significantly better or worse than the returns shown above as a result of any of the factors discussed above or in "Principal Risks — Correlation Risk" below.

The Index's annualized historical volatility rate for the five-year period ended July 31, 2020 was 19.50%. The Index's highest May to May volatility rate during the five-year period was 33.93% (July 31, 2020). The Index's annualized total return performance for the five-year period ended July 31, 2020 was 11.47%. Historical Index volatility and performance

are not indications of what the Index volatility and performance will be in the future. The volatility of U.S. exchange-traded securities or instruments that reflect the value of the Index may differ from the volatility of the Index.

For additional graphs and charts demonstrating the effects of Index volatility and Index performance on the long-term performance of the Fund, see "Understanding the Risks and Long-Term Performance of Daily Objective Funds — The Impact of Compounding" in the Fund's Prospectus and "Special Note Regarding the Correlation Risks of Geared Funds" in the Fund's Statement of Additional Information.

- **Correlation Risk** — A number of factors may affect the Fund's ability to achieve a high degree of inverse leveraged correlation with the Index, and there is no guarantee that the Fund will achieve a high degree of inverse leveraged correlation. Failure to achieve a high degree of inverse leveraged correlation may prevent the Fund from achieving its investment objective, and the percentage change of the Fund's NAV each day may differ, perhaps significantly in amount, and possibly even direction, from two times the inverse (-2x) of the percentage change of the Index on such day.

In order to achieve a high degree of inverse leveraged correlation with the Index, the Fund seeks to rebalance its portfolio daily to keep exposure consistent with its investment objective. Being materially under- or overexposed to the Index may prevent the Fund from achieving a high degree of inverse leveraged correlation with the Index and may expose the Fund to greater leverage risk. Market disruptions or closure, regulatory restrictions, market volatility, illiquidity in the markets for the financial instruments in which the Fund invests, and other factors will adversely affect the Fund's ability to adjust exposure to requisite levels. The target amount of portfolio exposure is impacted dynamically by the Index's movements, including intraday movements. Because of this, it is unlikely that the Fund will have perfect inverse leveraged (-2x) exposure during the day or at the end of each day and the likelihood of being materially under- or overexposed is higher on days when the Index is volatile, particularly when the Index is volatile at or near the close of the trading day.

A number of other factors may also adversely affect the Fund's inverse leveraged correlation with the Index, including fees, expenses, transaction costs, financing costs associated with the use of derivatives, income items, valuation methodology, accounting standards and disruptions or illiquidity in the markets for the securities or financial instruments in which the Fund invests. The Fund may not have investment exposure to all of the securities in the Index, or its weighting of investment exposure to securities may be different from that of the Index. In addition, the Fund may invest in securities not included in the Index. The Fund may take or refrain from taking positions in order to improve tax efficiency, comply with regulatory restrictions, or for other reasons, each of

which may negatively affect the Fund's correlation with the Index. The Fund may also be subject to large movements of assets into and out of the Fund, potentially resulting in the Fund being under- or overexposed to the Index and may be impacted by Index reconstitutions and Index rebalancing events. Additionally, the Fund's underlying investments and/or reference assets may trade on markets that may not be open on the same day as the Fund, which may cause a difference between the changes in the daily performance of the Fund and changes in the level of the Index. Any of these factors could decrease correlation between the performance of the Fund and the Index and may hinder the Fund's ability to meet its daily investment objective on or around that day.

- **Rebalancing Risk** — If for any reason the Fund is unable to rebalance all or a portion of its portfolio, or if all or a portion of the portfolio is rebalanced incorrectly, the Fund's investment exposure may not be consistent with the Fund's investment objective. In these instances, the Fund may have investment exposure to the Index that is significantly greater or less than its stated multiple. As a result, the Fund may be more exposed to leverage risk than if it had been properly rebalanced and may not achieve its investment objective.
- **Counterparty Risk** — Investing in derivatives and repurchase agreements involves entering into contracts with third parties (i.e., counterparties). The use of derivatives involves risks that are different from those associated with ordinary portfolio securities transactions. The Fund will be subject to credit risk (i.e., the risk that a counterparty is or is perceived to be unwilling or unable to make timely payments or otherwise meet its contractual obligations) with respect to the amount it expects to receive from counterparties to derivatives and repurchase agreements entered into by the Fund. If a counterparty becomes bankrupt or fails to perform its obligations, or if any collateral posted by the counterparty for the benefit of the Fund is insufficient or there are delays in the Fund's ability to access such collateral, the value of an investment in the Fund may decline.

The counterparty to a listed futures contract is the clearing organization for the listed future, which is held through a futures commission merchant ("FCM") acting on behalf of the Fund. Consequently, the counterparty risk on a listed futures contract is the creditworthiness of the FCM and the exchange's clearing corporation.

- **Short Sale Exposure Risk** — The Fund may seek inverse or "short" exposure through financial instruments, which would cause the Fund to be exposed to certain risks associated with selling short. These risks include, under certain market conditions, an increase in the volatility and decrease in the liquidity of the instruments underlying the short position, which may lower the Fund's return, result in a loss, have the effect of limiting the Fund's ability to obtain inverse exposure

through financial instruments, or require the Fund to seek inverse exposure through alternative investment strategies that may be less desirable or more costly to implement. To the extent that, at any particular point in time, the instruments underlying the short position may be thinly traded or have a limited market, including due to regulatory action, the Fund may be unable to meet its investment objective due to a lack of available securities or counterparties. During such periods, the Fund's ability to issue additional shares may be adversely affected. Obtaining inverse leveraged exposure through these instruments may be considered an aggressive investment technique. Any income, dividends or payments by the assets underlying the Fund's short positions will negatively impact the Fund.

- **Inverse Correlation Risk** — Investors will lose money when the Index rises — a result that is the opposite from traditional funds.
- **Equity and Market Risk** — Equity markets are volatile, and the value of securities, swaps, futures and other instruments correlated with equity markets may fluctuate dramatically from day to day. Equity markets are subject to corporate, political, regulatory, market and economic developments, as well as developments that impact specific economic sectors, industries or segments of the market. Further, stocks in the Index may underperform other equity investments. Volatility in the markets and/or market developments may cause the value of an investment in the Fund to decrease over short or long periods of time.
- **Concentration and Focused Investing** — The Index may concentrate (i.e., composed of securities that represent 25 percent or more of the value of the Index) or focus (i.e., composed of securities that represent a substantial portion of its value, but less than 25 percent) in an industry or group of industries. The Fund will allocate its investments to approximately the same extent as the Index. As a result, the Fund may be subject to greater market fluctuations than a fund that is more broadly invested across industries. Financial, economic, business, regulatory conditions, and other developments affecting issuers in a particular industry or group of industries will have a greater effect on the Fund, and if securities of the particular industry or group of industries as a group fall out of favor, the Fund could underperform, or its net asset value may be more volatile than, funds that have greater industry diversification.
- **Exposure to Large-Cap Company Investment Risk** — Although returns on investments in large-cap companies are often perceived as being less volatile than the returns of companies with smaller market capitalizations, the return on large-cap securities could trail the returns on investments in smaller and mid-sized companies for a number of reasons. For example, large-cap companies may be unable to respond

quickly to new competitive challenges, such as changes in technology, and also may not be able to attain the high growth rate of successful smaller companies.

- **Natural Disaster/Epidemic Risk** — Natural or environmental disasters, such as earthquakes, fires, floods, hurricanes, tsunamis and other severe weather-related phenomena generally, and widespread disease, including pandemics and epidemics (for example, the novel coronavirus COVID-19), have been and can be highly disruptive to economies and markets and have recently led, and may continue to lead, to increased market volatility and significant market losses. Such natural disaster and health crises could exacerbate political, social, and economic risks, and result in significant breakdowns, delays, shutdowns, social isolation, and other disruptions to important global, local and regional supply chains affected, with potential corresponding results on the operating performance of the Fund and its investments. A climate of uncertainty and panic, including the contagion of infectious viruses or diseases, may adversely affect global, regional, and local economies and reduce the availability of potential investment opportunities, and increases the difficulty of performing due diligence and modeling market conditions, potentially reducing the accuracy of financial projections. Under these circumstances, the Fund may have difficulty achieving its investment objectives which may adversely impact Fund performance. Further, such events can be highly disruptive to economies and markets, significantly disrupt the operations of individual companies (including, but not limited to, the Fund's investment advisor, third party service providers, and counterparties), sectors, industries, markets, securities and commodity exchanges, currencies, interest and inflation rates, credit ratings, investor sentiment, and other factors affecting the value of the Fund's investments. These factors can cause substantial market volatility, exchange trading suspensions and closures, changes in the availability of and the margin requirements for certain instruments, and can impact the ability of the Fund to complete redemptions and otherwise affect Fund performance and Fund trading in the secondary market. A widespread crisis would also affect the global economy in ways that cannot necessarily be foreseen. How long such events will last and whether they will continue or recur cannot be predicted. Impacts from these could have a significant impact on the Fund's performance, resulting in losses to your investment.
- **Risk that Current Assumptions and Expectations Could Become Outdated As a Result of Global Economic Shock** — The onset of the novel coronavirus (COVID-19) has caused significant shocks to global financial markets and economies, with many governments taking extreme actions to slow and contain the spread of COVID-19. These actions have had, and likely will continue to have, a severe economic impact on global economies as economic activity in some instances has essentially ceased. Financial markets across the globe are experiencing severe distress at least equal to what was experienced during the global financial crisis in 2008. In March 2020, U.S. equity markets entered a bear market in the fastest such move in the history of U.S. financial markets. During much of 2020, the unemployment rate in the U.S. has been extremely high by historical standards. It is not possible to predict when unemployment and market conditions will return to more normal levels. The global economic shocks being experienced as of the date hereof may cause the underlying assumptions and expectations of the Fund to become outdated quickly or inaccurate, resulting in significant losses.
- **Non-Diversification Risk** — The Fund is classified as “non-diversified” under the Investment Company Act of 1940, as amended (“1940 Act”). This means it has the ability to invest a relatively high percentage of its assets in the securities of a small number of issuers or in financial instruments with a single counterparty or a few counterparties. This may increase the Fund's volatility and increase the risk that the Fund's performance will decline based on the performance of a single issuer or the credit of a single counterparty.
- **Index Performance Risk** — The Index maintained by a third party provider unaffiliated with the Fund or ProFund Advisors. There can be no guarantee or assurance that the methodology used by the third party provider to create the Index will result in the Fund achieving positive returns. Further, there can be no guarantee that the methodology underlying the Index or the daily calculation of the Index will be free from error. It is also possible that the value of the Index may be subject to intentional manipulation by third-party market participants. The Index used by the Fund may underperform other asset classes and may underperform other similar indices. Each of these factors could have a negative impact on the performance of the Fund.
- **Active Investor Risk** — The Fund permits short-term trading of its securities. A significant portion of assets invested in the Fund may come from professional money managers and investors who use the Fund as part of active trading or tactical asset allocation strategies. These strategies often call for frequent trading to take advantage of anticipated changes in market conditions, which could increase portfolio turnover and may result in additional costs for the Fund. In addition, large movements of assets into and out of the Fund may have a negative impact on the Fund's ability to achieve its investment objective or maintain a consistent level of operating expenses. In certain circumstances, the Fund's expense ratio may vary from current estimates or the historical ratio disclosed in this Prospectus.
- **Early Close/Late Close/Trading Halt Risk** — An exchange or market may close early, close late or issue trading halts on specific securities or financial instruments. As a result, the ability to trade certain securities or financial instruments may be restricted, which may result in the Fund being unable to trade those and other related financial instruments at all. In these circumstances, the Fund may be unable to rebalance its

portfolio, may be unable to accurately price its investments and/or may incur substantial trading losses.

- **Liquidity Risk** — In certain circumstances, such as the disruption of the orderly markets for the financial instruments in which the Fund invests, the Fund might not be able to acquire or dispose of certain holdings quickly or at prices that represent true market value in the judgment of ProFund Advisors. Markets for the financial instruments in which the Fund invests may be disrupted by a number of events, including but not limited to economic crises, political crises, health crises, natural disasters, excessive volatility, new legislation, or regulatory changes inside or outside of the U.S. For example, regulation limiting the ability of certain financial institutions to invest in certain financial instruments would likely reduce the liquidity of those instruments. These situations may prevent the Fund from limiting losses, realizing gains or achieving a high inverse leveraged correlation with the Index.
- **Portfolio Turnover Risk** — The Fund may incur high portfolio turnover to manage the Fund's investment exposure. Additionally, active trading of the Fund's shares may cause more frequent purchase and sales activities that could, in certain circumstances, increase the number of portfolio transactions. High levels of portfolio transactions increase brokerage and other transaction costs and may result in increased taxable capital gains. Each of these factors could have a negative impact on the performance of the Fund.
- **Tax Risk** — In order to qualify for the special tax treatment accorded a regulated investment company ("RIC") and its shareholders, the Fund must derive at least 90% of its gross income for each taxable year from "qualifying income," meet certain asset diversification tests at the end of each taxable quarter, and meet annual distribution requirements. The Fund's pursuit of its investment strategies will potentially be limited by the Fund's intention to qualify for such treatment and could adversely affect the Fund's ability to so qualify. The Fund can make certain investments, the treatment of which for these purposes is unclear. If, in any year, the Fund were to fail to qualify for the special tax treatment accorded a RIC and its shareholders, and were ineligible to or were not to cure such failure, the Fund would be taxed in the same manner as

an ordinary corporation subject to U.S. federal income tax on all its income at the fund level. The resulting taxes could substantially reduce the Fund's net assets and the amount of income available for distribution. In addition, in order to requalify for taxation as a RIC, the Fund could be required to recognize unrealized gains, pay substantial taxes and interest, and make certain distributions. Please see the Statement of Additional Information for more information.

- **Valuation Risk** — In certain circumstances (e.g., if ProFund Advisors believes market quotations do not accurately reflect the fair value of an investment, or a trading halt closes an exchange or market early), ProFund Advisors may, in its sole discretion, choose to determine a fair value price as the basis for determining the market value of such investment for such day. The fair value of an investment determined by ProFund Advisors may be different from other value determinations of the same investment. Portfolio investments that are valued using techniques other than market quotations, including "fair valued" investments, may be subject to greater fluctuation in their value from one day to the next than would be the case if market quotations were used. In addition, there is no assurance that the Fund could sell a portfolio investment for the value established for it at any time, and it is possible that the Fund would incur a loss because a portfolio investment is sold at a discount to its established value.

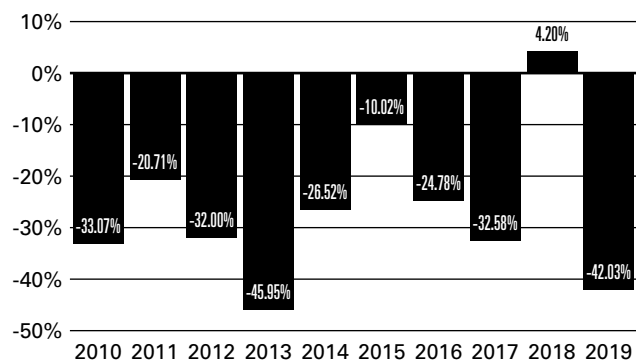
Please see "Investment Objectives, Principal Investment Strategies and Related Risks" in the Fund's Prospectus for additional details.

Investment Results

The bar chart below shows how the Fund's investment results for Investor Class shares have varied from year to year, and the table shows how the Fund's average annual total returns for various periods compare with a broad measure of market performance. Performance for Service Class shares would differ to the extent their fees and expenses differ. This information provides some indication of the risks of investing in the Fund. In addition, the Fund's performance information reflects applicable fee waivers and/or expense limitations, if any, in effect during the periods presented. Absent such fee waivers/expense limitations, if any, performance would have been lower. Past results (before and after taxes) are not predictive of future results. Updated

information on the Fund's results can be obtained by visiting the Fund's website (www.profund.com).

Annual Returns as of December 31



Best Quarter (ended 12/31/2018): **29.55%**

Worst Quarter (ended 12/31/2011): **-24.72%**

The year-to-date return as of the most recent quarter, which ended September 30, 2020, was -36.97%.

Average Annual Total Returns

As of December 31, 2019

	One Year	Five Years	Ten Years	Inception Date
Investor Class Shares				12/22/1997
– Before Taxes	-42.03%	-22.72%	-27.61%	
– After Taxes on Distributions	-42.03%	-22.72%	-27.61%	
– After Taxes on Distributions and Sale of Shares	-24.88%	-14.83%	-12.33%	
Service Class Shares	-42.62%	-23.48%	-28.32%	12/22/1997
S&P 500^{®1}	31.49%	11.70%	13.56%	

1 Reflects no deduction for fees, expenses or taxes. Adjusted to reflect the reinvestment of dividends paid by issuers in the Index.

Average annual total returns are shown on a before- and after-tax basis for Investor Class shares only. After-tax returns for Service Class shares will vary. After-tax returns are calculated using the historical highest individual federal marginal income tax rates and do not reflect the impact of state and local taxes. Actual after-tax returns depend on an investor's tax situation and may differ from those shown. After-tax returns shown are not relevant to investors who hold the Fund's shares through tax-deferred arrangements, such as a retirement account. After-tax returns

may exceed the return before taxes due to a tax benefit from realizing a capital loss on a sale of shares.

Annual returns are required to be shown and should not be interpreted as suggesting that the Fund should or should not be held for longer periods of time.

Management

The Fund is advised by ProFund Advisors. Michael Neches, Senior Portfolio Manager, and Devin Sullivan, Portfolio Manager, have jointly and primarily managed the Fund since October 2013 and April 2018, respectively.

Purchase and Sale of Fund Shares

The **minimum initial investment** amounts for all classes, which may be waived at the discretion of the Fund, are:

- \$5,000 for accounts that list a financial professional.
- \$15,000 for self-directed accounts.

You may purchase, redeem or exchange Fund shares on any day which the New York Stock Exchange is open for business. Depending on where your account is held, you may redeem your shares by contacting your financial professional or the Fund by mail, telephone, wire transfer or on-line (www.profund.com).

Tax Information

The Fund's distributions generally are taxable, and will be taxed as ordinary income, qualified dividend income or capital gains, unless you are investing through a tax-advantaged arrangement, such as a 401(k) plan or an individual retirement account. You may be taxed later upon withdrawal of monies from such tax-advantaged arrangements.

The Fund intends to distribute income, if any, and capital gains, if any, at least annually.

Payments to Broker-Dealers and Other Financial Intermediaries

If you purchase Fund shares through a financial intermediary, such as a broker-dealer or investment adviser, the Fund and its distributor may pay the intermediary for the sale of Fund shares and related services. These payments may create a conflict of interest by influencing the broker-dealer or other financial intermediary to recommend the Fund over another investment. Ask your financial intermediary or visit your financial intermediary's website for more information.

Important Information About the Fund

UltraBull ProFund (the “Fund”) seeks daily investment results, before fees and expenses, that correspond to two times (2x) the return of the S&P 500® Index (the “Index”) **for a single day**, not for any other period. A “single day” is measured from the time the Fund calculates its net asset value (“NAV”) to the time of the Fund’s next NAV calculation. **The return of the Fund for periods longer than a single day will be the result of its return for each day compounded over the period. The Fund’s returns for periods longer than a single day will very likely differ in amount, and possibly even direction, from the Fund’s stated multiple (2x) times the return of the Index for the same period. For periods longer than a single day, the Fund will lose money if the Index’s performance is flat, and it is possible that the Fund will lose money even if the level of the Index rises.** Longer holding periods, higher Index volatility, and greater leveraged exposure each exacerbate the impact of compounding on an investor’s returns. During periods of higher Index volatility, the volatility of the Index may affect the Fund’s return as much as or more than the return of the Index.

The Fund presents different risks than other types of funds. The Fund uses leverage and is riskier than similarly benchmarked funds that do not use leverage. The Fund may not be suitable for all investors and should be used only by knowledgeable investors who understand the consequences of seeking daily leveraged (2x) investment results, including the impact of compounding on Fund performance. Investors in the Fund should actively manage and monitor their investments, as frequently as daily. An investor in the Fund could potentially lose the full principal value of their investment within a single day.

Investment Objective

The Fund seeks daily investment results, before fees and expenses, that correspond to two times (2x) the daily performance of the Index. **The Fund does not seek to achieve its stated investment objective over a period of time greater than a single day.**

Fees and Expenses of the Fund

The table below describes the fees and expenses that you may pay if you buy, hold, and sell shares of the Fund. You may pay other fees, such as brokerage commissions and other fees to financial intermediaries, which are not reflected in the tables and examples below.

Shareholder Fees

(fees paid directly from your investment)

Wire Fee \$10

Annual Fund Operating Expenses

(expenses that you pay each year as a percentage of the value of your investment)

	Investor Class	Service Class
Investment Advisory Fees	0.75%	0.75%
Distribution and Service (12b-1) Fees	0.00%	1.00%
Other Expenses	0.85%	0.85%
Total Annual Fund Operating Expenses¹	1.60%	2.60%

¹ ProFund Advisors LLC (“ProFund Advisors”) has contractually agreed to waive Investment Advisory and Management Services Fees and to reimburse Other Expenses to the extent Total Annual Fund Operating Expenses Before Fee Waivers and Expense Reimbursements, as a percentage of average daily net assets, exceed 1.95% for Investor Class shares and 2.95% for Service Class shares through November 30, 2021. After such date, the expense limitation may be terminated or revised by ProFund Advisors. Amounts waived or reimbursed in a particular contractual period may be recouped by ProFund Advisors within three years of the end of that contractual period, however, such recoupment will be limited to the lesser of any expense limitation in place at the time of recoupment or the expense limitation in place at the time of waiver or reimbursement.

Example: This example is intended to help you compare the cost of investing in the Fund with the cost of investing in other funds.

The example assumes that you invest \$10,000 in the Fund for the time periods indicated and then redeem all of your shares at the end of each period. The example also assumes that your investment has a 5% return each year and that the Fund’s operating expenses remain the same. Although your actual costs may be higher or lower, based on these assumptions your approximate costs would be:

	1Year	3Years	5Years	10Years
Investor Class	\$163	\$505	\$871	\$1,900
Service Class	\$263	\$808	\$1,380	\$2,934

The Fund pays transaction and financing costs associated with the purchase and sale of securities and derivatives. These costs are not reflected in the table or the example above.

Portfolio Turnover

The Fund pays transaction costs, such as commissions, when it buys and sells securities (or “turns over” its portfolio). A higher portfolio turnover rate may indicate higher transaction costs and may result in higher taxes when the Fund’s shares are held in a taxable account. These costs, which are not reflected in the Annual Fund Operating Expenses or in the example above, affect

the Fund's performance. During the most recent fiscal year, the Fund's annual portfolio turnover rate was 151% of the average value of its entire portfolio. This portfolio turnover rate is calculated without regard to cash instruments or derivatives transactions. If such transactions were included, the Fund's portfolio turnover rate would be significantly higher.

Principal Investment Strategies

The Fund invests in financial instruments that ProFund Advisors believes, in combination, should produce daily returns consistent with the Fund's investment objective.

The Index is constructed and maintained by S&P Dow Jones Indices LLC. The Index is a measure of large-cap U.S. stock market performance. It is a float-adjusted, market capitalization-weighted index of 500 U.S. operating companies and real estate investment trusts selected through a process that factors in criteria such as liquidity, price, market capitalization and financial viability. The Index is published under the Bloomberg ticker symbol "SPX."

The Fund will invest principally in the financial instruments set forth below. The Fund expects that its cash balances maintained in connection with the use of financial instruments will typically be held in money market instruments.

- **Equity Securities** — The Fund invests in common stock issued by public companies.
- **Derivatives** — The Fund invests in derivatives, which are financial instruments whose value is derived from the value of an underlying asset or assets, such as stocks, bonds, funds (including exchange-traded funds ("ETFs")), interest rates or indexes. The Fund invests in derivatives as a substitute for investing directly in securities in order to seek returns for a single day that are leveraged (2x) to the returns of the Index for that day. These derivatives principally include:
 - **Swap Agreements** — Contracts entered into primarily with major global financial institutions for a specified period ranging from a day to more than one year. In a standard "swap" transaction, two parties agree to exchange the return (or differentials in rates of return) earned or realized on particular predetermined investments or instruments. The gross return to be exchanged or "swapped" between the parties is calculated with respect to a "notional amount," e.g., the return on or change in value of a particular dollar amount invested in a "basket" of securities or an ETF representing a particular index.
 - **Futures Contracts** — Standardized contracts traded on, or subject to the rules of, an exchange that call for the future delivery of a specified quantity and type of asset at a specified time and place or, alternatively, may call for cash settlement.
- **Money Market Instruments** — The Fund invests in short-term cash instruments that have a remaining maturity of 397

days or less and exhibit high quality credit profiles, for example:

- **U.S. Treasury Bills** — U.S. government securities that have initial maturities of one year or less, and are supported by the full faith and credit of the U.S. government.
- **Repurchase Agreements** — Contracts in which a seller of securities, usually U.S. government securities or other money market instruments, agrees to buy the securities back at a specified time and price. Repurchase agreements are primarily used by the Fund as a short-term investment vehicle for cash positions.

ProFund Advisors uses a mathematical approach to investing. Using this approach, ProFund Advisors determines the type, quantity and mix of investment positions that it believes, in combination, the Fund should hold to produce daily returns consistent with the daily Fund's investment objective. The Fund may invest in or gain exposure to only a representative sample of the securities in the Index or to securities not contained in the Index or in financial instruments, with the intent of obtaining exposure with aggregate characteristics similar to those of a multiple of the single day returns of the Index. In managing the assets of the Fund, ProFund Advisors does not invest the assets of the Fund in securities or financial instruments based on ProFund Advisors' view of the investment merit of a particular security, instrument, or company, nor does it conduct conventional investment research or analysis or forecast market movement or trends. The Fund seeks to remain fully invested at all times in securities and/or financial instruments that, in combination, provide leveraged exposure to the single day returns of the Index, consistent with its investment objective, without regard to market conditions, trends or direction. The Fund seeks investment results for a single day only, measured as the time the Fund calculates its NAV to the next time the Fund calculates its NAV, and not for any other period.

The Fund seeks to engage in daily rebalancing to position its portfolio so that its exposure to the Index is consistent with the Fund's daily investment objective. The time and manner in which the Fund rebalances its portfolio may vary from day to day at the discretion of ProFund Advisors, depending on market conditions and other circumstances. The Index's movements during the day will affect whether the Fund's portfolio needs to be rebalanced. For example, if the Index has risen on a given day, net assets of the Fund should rise (assuming there were no share redemptions). As a result, the Fund's exposure will need to be increased. Conversely, if the Index has fallen on a given day, net assets of the Fund should fall (assuming there were no shares issued). As a result, the Fund's exposure will need to be decreased.

Daily rebalancing and the compounding of each day's return over time means that the return of the Fund for a period longer than a single day will be the result of each day's

returns compounded over the period, which will very likely differ in amount, and possibly even direction, from two times (2x) the return of the Index for the same period. The Fund will lose money if the Index's performance is flat over time, and the Fund can lose money regardless of the performance of the Index, as a result of daily rebalancing, the Index's volatility, compounding of each day's return and other factors. See "Principal Risks" below.

The Fund will concentrate or focus its investments in a particular industry or group of industries to approximately the same extent the Index is so concentrated or focused. As of July 31, 2020, the Index was concentrated in the banks industry group.

Please see "Investment Objectives, Principal Investment Strategies and Related Risks" in the Fund's Prospectus for additional details.

Principal Risks

You may lose the full principal value of your investment within a single day.

The principal risks described below are intended to provide information about the factors likely to have a significant adverse impact on the Fund's returns and consequently the value of an investment in the Fund. The risks are presented in an order intended to facilitate readability and their order does not imply that the realization of one risk is more likely to occur than another risk or likely to have a greater adverse impact than another risk.

- **Risks Associated with the Use of Derivatives** — Investing in derivatives may be considered aggressive and may expose the Fund to greater risks and may result in larger losses or smaller gains than investing directly in the reference asset(s) underlying those derivatives. These risks include counterparty risk, liquidity risk and increased correlation risk. When the Fund uses derivatives, there may be imperfect correlation between the value of the reference asset(s) underlying the derivative (e.g., the Index) and the derivative, which may prevent the Fund from achieving its investment objective. Because derivatives often require only a limited initial investment, the use of derivatives also may expose the Fund to losses in excess of those amounts initially invested. The Fund may use a combination of swaps on the Index and swaps on an ETF that is designed to track the performance of the Index. The performance of an ETF may not track the performance of the Index due to embedded costs and other factors. Thus, to the extent the Fund invests in swaps that use an ETF as the reference asset, the Fund may be subject to greater correlation risk and may not achieve as high a degree of correlation with the Index as it would if the Fund only used swaps on the Index. Moreover, with respect to the use of swap agreements, if the Index has a dramatic intraday move that causes a material decline in the Fund's net assets, the terms of a swap agreement between the Fund and its counterparty may permit the counterparty to immediately close out the transaction with the Fund. In that event, the Fund may be unable to enter into another swap agreement or invest in other derivatives to

achieve the desired exposure consistent with the Fund's investment objective. This, in turn, may prevent the Fund from achieving its investment objective, even if the Index reverses all or a portion of its intraday move by the end of the day. As a result, the value of an investment in the Fund may change quickly and without warning. Any costs associated with using derivatives will also have the effect of lowering the Fund's return.

- **Leverage Risk** — The Fund obtains investment exposure in excess of its assets in seeking to achieve its investment objective — a form of leverage — and will lose more money in market environments adverse to its daily objective than a similar fund that does not employ such leverage. The use of such leverage increases the risk of a total loss of an investor's investment. For example, because the Fund includes a multiplier of two times (2x) the Index, a single day movement in the Index approaching 50% at any point in the day could result in the total loss of an investor's investment if that movement is contrary to the investment objective of the Fund, even if the Index subsequently moves in an opposite direction, eliminating all or a portion of the earlier movement. This would be the case with any such single day movements in the Index, even if the Index maintains a level greater than zero at all times. In addition, the use of leverage may increase the volatility of the Fund and magnify any differences between the performance of the Fund and the Index.
- **Compounding Risk** — The Fund has a single day investment objective, and the Fund's performance for any other period is the result of its return for each day compounded over the period. The performance of the Fund for periods longer than a single day will very likely differ in amount, and possibly even direction, from two times (2x) the daily return of the Index for the same period, before accounting for fees and expenses. Compounding affects all investments, but has a more significant impact on a leveraged fund. This effect becomes more pronounced as Index volatility and holding periods increase. Fund performance for a period longer than a single day can be estimated given any set of assumptions for the following factors: (a) Index volatility; (b) Index performance; (c) period of time; (d) financing rates associated with leveraged exposure; (e) other Fund expenses; and (f) dividends or interest paid with respect to securities in the Index. The chart below illustrates the impact of two principal factors — Index volatility and Index performance — on Fund performance. The chart shows estimated Fund returns for a number of combinations of Index volatility and Index performance over a one-year period. Actual volatility, Index and Fund performance may differ significantly from the chart below. Performance shown in the chart assumes: (a) no dividends paid with respect to securities included in the Index; (b) no Fund expenses; and (c) borrowing/lending rates (to obtain leveraged exposure) of zero percent. If Fund expenses and/or actual borrowing/lending rates were

reflected, the Fund's performance would be different than shown.

Areas shaded darker represent those scenarios where the Fund can be expected to return less than two times (2x) the performance of the Index.

Estimated Fund Returns						
Index Performance		One Year Volatility Rate				
One Year Index	Two times (2x) the One Year Index	10%	25%	50%	75%	100%
-60%	-120%	-84.2%	-85.0%	-87.5%	-90.9%	-94.1%
-50%	-100%	-75.2%	-76.5%	-80.5%	-85.8%	-90.8%
-40%	-80%	-64.4%	-66.2%	-72.0%	-79.5%	-86.8%
-30%	-60%	-51.5%	-54.0%	-61.8%	-72.1%	-82.0%
-20%	-40%	-36.6%	-39.9%	-50.2%	-63.5%	-76.5%
-10%	-20%	-19.8%	-23.9%	-36.9%	-53.8%	-70.2%
0%	0%	-1.0%	-6.1%	-22.1%	-43.0%	-63.2%
10%	20%	19.8%	13.7%	-5.8%	-31.1%	-55.5%
20%	40%	42.6%	35.3%	12.1%	-18.0%	-47.0%
30%	60%	67.3%	58.8%	31.6%	-3.7%	-37.8%
40%	80%	94.0%	84.1%	52.6%	11.7%	-27.9%
50%	100%	122.8%	111.4%	75.2%	28.2%	-17.2%
60%	120%	153.5%	140.5%	99.4%	45.9%	-5.8%

The foregoing table is intended to isolate the effect of Index volatility and Index performance on the return of the Fund and is not a representation of actual returns. For example, the Fund may incorrectly be expected to achieve a -40% return on a yearly basis if the Index return were -20%, absent the effects of compounding. As the table shows, with Index volatility of 50%, the Fund could be expected to return -50.2% under such a scenario. The Fund's actual returns may be significantly better or worse than the returns shown above as a result of any of the factors discussed above or in "Principal Risks — Correlation Risk" below.

The Index's annualized historical volatility rate for the five-year period ended July 31, 2020 was 19.50%. The Index's highest May to May volatility rate during the five-year period was 33.93% (July 31, 2020). The Index's annualized total return performance for the five-year period ended July 31, 2020 was 11.47%. Historical Index volatility and performance are not indications of what the Index volatility and performance will be in the future. The volatility of U.S. exchange-traded securities or instruments that reflect the value of the Index may differ from the volatility of the Index.

For additional graphs and charts demonstrating the effects of Index volatility and Index performance on the long-term performance of the Fund, see "Understanding the Risks and Long-Term Performance of Daily Objective Funds — The Impact of Compounding" in the Fund's Prospectus and "Special Note Regarding the Correlation

Risks of Geared Funds" in the Fund's Statement of Additional Information.

- **Correlation Risk** — A number of factors may affect the Fund's ability to achieve a high degree of leveraged correlation with the Index, and there is no guarantee that the Fund will achieve a high degree of leveraged correlation. Failure to achieve a high degree of leveraged correlation may prevent the Fund from achieving its investment objective, and the percentage change of the Fund's NAV each day may differ, perhaps significantly in amount, and possibly even direction, from two times (2x) the percentage change of the Index on such day.

In order to achieve a high degree of leveraged correlation with the Index, the Fund seeks to rebalance its portfolio daily to keep exposure consistent with its investment objective. Being materially under- or overexposed to the Index may prevent the Fund from achieving a high degree of leveraged correlation with the Index and may expose the Fund to greater leverage risk. Market disruptions or closure, regulatory restrictions, market volatility, illiquidity in the markets for the financial instruments in which the Fund invests, and other factors will adversely affect the Fund's ability to adjust exposure to requisite levels. The target amount of portfolio exposure is impacted dynamically by the Index's movements, including intraday movements. Because of this, it is unlikely that the Fund will have perfect leveraged (2x) exposure during the day or at the end of each day and the likelihood of being materially under- or overexposed is higher on days when the Index is volatile, particularly when the Index is volatile at or near the close of the trading day.

A number of other factors may also adversely affect the Fund's leveraged correlation with the Index, including fees, expenses, transaction costs, financing costs associated with the use of derivatives, income items, valuation methodology, accounting standards and disruptions or illiquidity in the markets for the securities or financial instruments in which the Fund invests. The Fund may not have investment exposure to all of the securities in the Index, or its weighting of investment exposure to securities may be different from that of the Index. In addition, the Fund may invest in securities not included in the Index. The Fund may take or refrain from taking positions in order to improve tax efficiency, comply with regulatory restrictions, or for other reasons, each of which may negatively affect the Fund's correlation with the Index. The Fund may also be subject to large movements of assets into and out of the Fund, potentially resulting in the Fund being under- or overexposed to the Index and may be impacted by Index reconstitutions and Index rebalancing events. Additionally, the Fund's underlying investments and/or reference assets may trade on markets that may not be open on the same day as the Fund, which may cause a difference between the changes in the daily performance of the Fund and

changes in the level of the Index. Any of these factors could decrease correlation between the performance of the Fund and the Index and may hinder the Fund's ability to meet its daily investment objective on or around that day.

- **Rebalancing Risk** — If for any reason the Fund is unable to rebalance all or a portion of its portfolio, or if all or a portion of the portfolio is rebalanced incorrectly, the Fund's investment exposure may not be consistent with the Fund's investment objective. In these instances, the Fund may have investment exposure to the Index that is significantly greater or less than its stated multiple. As a result, the Fund may be more exposed to leverage risk than if it had been properly rebalanced and may not achieve its investment objective.
- **Counterparty Risk** — Investing in derivatives and repurchase agreements involves entering into contracts with third parties (i.e., counterparties). The use of derivatives involves risks that are different from those associated with ordinary portfolio securities transactions. The Fund will be subject to credit risk (i.e., the risk that a counterparty is or is perceived to be unwilling or unable to make timely payments or otherwise meet its contractual obligations) with respect to the amount it expects to receive from counterparties to derivatives and repurchase agreements entered into by the Fund. If a counterparty becomes bankrupt or fails to perform its obligations, or if any collateral posted by the counterparty for the benefit of the Fund is insufficient or there are delays in the Fund's ability to access such collateral, the value of an investment in the Fund may decline.

The counterparty to a listed futures contract is the clearing organization for the listed future, which is held through a futures commission merchant ("FCM") acting on behalf of the Fund. Consequently, the counterparty risk on a listed futures contract is the creditworthiness of the FCM and the exchange's clearing corporation.

- **Equity and Market Risk** — Equity markets are volatile, and the value of securities, swaps, futures and other instruments correlated with equity markets may fluctuate dramatically from day to day. Equity markets are subject to corporate, political, regulatory, market and economic developments, as well as developments that impact specific economic sectors, industries or segments of the market. Further, stocks in the Index may underperform other equity investments. Volatility in the markets and/or market developments may cause the value of an investment in the Fund to decrease over short or long periods of time.
- **Concentration and Focused Investing** — The Index may concentrate (i.e., composed of securities that represent 25 percent or more of the value of the Index) or focus (i.e., composed of securities that represent a substantial portion of its value, but less than 25 percent) in an industry or group of industries. The Fund will allocate its investments to approximately the same extent as the Index. As a result, the Fund may be subject to greater market fluctuations than a

fund that is more broadly invested across industries. Financial, economic, business, regulatory conditions, and other developments affecting issuers in a particular industry or group of industries will have a greater effect on the Fund, and if securities of the particular industry or group of industries as a group fall out of favor, the Fund could underperform, or its net asset value may be more volatile than, funds that have greater industry diversification.

- **Exposure to Large-Cap Company Investment Risk** — Although returns on investments in large-cap companies are often perceived as being less volatile than the returns of companies with smaller market capitalizations, the return on large-cap securities could trail the returns on investments in smaller and mid-sized companies for a number of reasons. For example, large-cap companies may be unable to respond quickly to new competitive challenges, such as changes in technology, and also may not be able to attain the high growth rate of successful smaller companies.
- **Natural Disaster/Epidemic Risk** — Natural or environmental disasters, such as earthquakes, fires, floods, hurricanes, tsunamis and other severe weather-related phenomena generally, and widespread disease, including pandemics and epidemics (for example, the novel coronavirus COVID-19), have been and can be highly disruptive to economies and markets and have recently led, and may continue to lead, to increased market volatility and significant market losses. Such natural disaster and health crises could exacerbate political, social, and economic risks, and result in significant breakdowns, delays, shutdowns, social isolation, and other disruptions to important global, local and regional supply chains affected, with potential corresponding results on the operating performance of the Fund and its investments. A climate of uncertainty and panic, including the contagion of infectious viruses or diseases, may adversely affect global, regional, and local economies and reduce the availability of potential investment opportunities, and increases the difficulty of performing due diligence and modeling market conditions, potentially reducing the accuracy of financial projections. Under these circumstances, the Fund may have difficulty achieving its investment objectives which may adversely impact Fund performance. Further, such events can be highly disruptive to economies and markets, significantly disrupt the operations of individual companies (including, but not limited to, the Fund's investment advisor, third party service providers, and counterparties), sectors, industries, markets, securities and commodity exchanges, currencies, interest and inflation rates, credit ratings, investor sentiment, and other factors affecting the value of the Fund's investments. These factors can cause substantial market volatility, exchange trading suspensions and closures, changes in the availability of and the margin requirements for certain instruments, and can impact the ability of the Fund to complete redemptions and otherwise affect Fund performance and Fund trading in the secondary

market. A widespread crisis would also affect the global economy in ways that cannot necessarily be foreseen. How long such events will last and whether they will continue or recur cannot be predicted. Impacts from these could have a significant impact on the Fund's performance, resulting in losses to your investment.

• **Risk that Current Assumptions and Expectations Could Become Outdated As a Result of Global Economic Shock** —

The onset of the novel coronavirus (COVID-19) has caused significant shocks to global financial markets and economies, with many governments taking extreme actions to slow and contain the spread of COVID-19. These actions have had, and likely will continue to have, a severe economic impact on global economies as economic activity in some instances has essentially ceased. Financial markets across the globe are experiencing severe distress at least equal to what was experienced during the global financial crisis in 2008. In March 2020, U.S. equity markets entered a bear market in the fastest such move in the history of U.S. financial markets. During much of 2020, the unemployment rate in the U.S. has been extremely high by historical standards. It is not possible to predict when unemployment and market conditions will return to more normal levels. The global economic shocks being experienced as of the date hereof may cause the underlying assumptions and expectations of the Fund to become outdated quickly or inaccurate, resulting in significant losses.

• **Non-Diversification Risk** — The Fund is classified as “non-diversified” under the Investment Company Act of 1940, as amended (“1940 Act”). This means it has the ability to invest a relatively high percentage of its assets in the securities of a small number of issuers or in financial instruments with a single counterparty or a few counterparties. This may increase the Fund's volatility and increase the risk that the Fund's performance will decline based on the performance of a single issuer or the credit of a single counterparty.

• **Index Performance Risk** — The Index maintained by a third party provider unaffiliated with the Fund or ProFund Advisors. There can be no guarantee or assurance that the methodology used by the third party provider to create the Index will result in the Fund achieving positive returns. Further, there can be no guarantee that the methodology underlying the Index or the daily calculation of the Index will be free from error. It is also possible that the value of the Index may be subject to intentional manipulation by third-party market participants. The Index used by the Fund may underperform other asset classes and may underperform other similar indices. Each of these factors could have a negative impact on the performance of the Fund.

• **Active Investor Risk** — The Fund permits short-term trading of its securities. A significant portion of assets invested in the Fund may come from professional money managers and investors who use the Fund as part of active trading or tactical asset allocation strategies. These strategies often call for

frequent trading to take advantage of anticipated changes in market conditions, which could increase portfolio turnover and may result in additional costs for the Fund. In addition, large movements of assets into and out of the Fund may have a negative impact on the Fund's ability to achieve its investment objective or maintain a consistent level of operating expenses. In certain circumstances, the Fund's expense ratio may vary from current estimates or the historical ratio disclosed in this Prospectus.

• **Early Close/Late Close/Trading Halt Risk** — An exchange or market may close early, close late or issue trading halts on specific securities or financial instruments. As a result, the ability to trade certain securities or financial instruments may be restricted, which may result in the Fund being unable to trade those and other related financial instruments at all. In these circumstances, the Fund may be unable to rebalance its portfolio, may be unable to accurately price its investments and/or may incur substantial trading losses.

• **Liquidity Risk** — In certain circumstances, such as the disruption of the orderly markets for the financial instruments in which the Fund invests, the Fund might not be able to acquire or dispose of certain holdings quickly or at prices that represent true market value in the judgment of ProFund Advisors. Markets for the financial instruments in which the Fund invests may be disrupted by a number of events, including but not limited to economic crises, political crises, health crises, natural disasters, excessive volatility, new legislation, or regulatory changes inside or outside of the U.S. For example, regulation limiting the ability of certain financial institutions to invest in certain financial instruments would likely reduce the liquidity of those instruments. These situations may prevent the Fund from limiting losses, realizing gains or achieving a high leveraged correlation with the Index.

• **Portfolio Turnover Risk** — The Fund may incur high portfolio turnover to manage the Fund's investment exposure. Additionally, active trading of the Fund's shares may cause more frequent purchase and sales activities that could, in certain circumstances, increase the number of portfolio transactions. High levels of portfolio transactions increase brokerage and other transaction costs and may result in increased taxable capital gains. Each of these factors could have a negative impact on the performance of the Fund.

• **Tax Risk** — In order to qualify for the special tax treatment accorded a regulated investment company (“RIC”) and its shareholders, the Fund must derive at least 90% of its gross income for each taxable year from “qualifying income,” meet certain asset diversification tests at the end of each taxable quarter, and meet annual distribution requirements. The Fund's pursuit of its investment strategies will potentially be limited by the Fund's intention to qualify for such treatment and could adversely affect the Fund's ability to so qualify. The Fund can make certain investments, the treatment of which for these purposes is unclear. If, in any year, the Fund were to fail to qualify for the special tax treatment accorded a RIC and

its shareholders, and were ineligible to or were not to cure such failure, the Fund would be taxed in the same manner as an ordinary corporation subject to U.S. federal income tax on all its income at the fund level. The resulting taxes could substantially reduce the Fund's net assets and the amount of income available for distribution. In addition, in order to requalify for taxation as a RIC, the Fund could be required to recognize unrealized gains, pay substantial taxes and interest, and make certain distributions. Please see the Statement of Additional Information for more information.

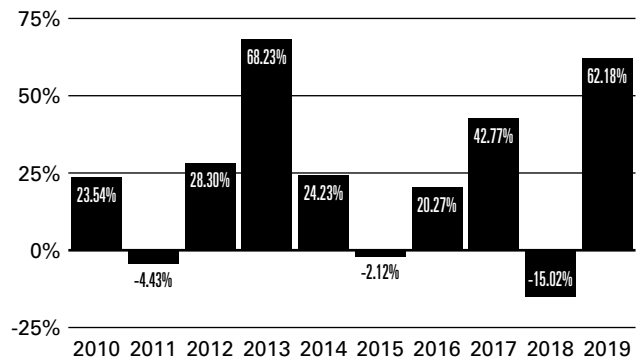
- **Valuation Risk** — In certain circumstances (e.g., if ProFund Advisors believes market quotations do not accurately reflect the fair value of an investment, or a trading halt closes an exchange or market early), ProFund Advisors may, in its sole discretion, choose to determine a fair value price as the basis for determining the market value of such investment for such day. The fair value of an investment determined by ProFund Advisors may be different from other value determinations of the same investment. Portfolio investments that are valued using techniques other than market quotations, including "fair valued" investments, may be subject to greater fluctuation in their value from one day to the next than would be the case if market quotations were used. In addition, there is no assurance that the Fund could sell a portfolio investment for the value established for it at any time, and it is possible that the Fund would incur a loss because a portfolio investment is sold at a discount to its established value.

Please see "Investment Objectives, Principal Investment Strategies and Related Risks" in the Fund's Prospectus for additional details.

Investment Results

The bar chart below shows how the Fund's investment results for Investor Class shares have varied from year to year, and the table shows how the Fund's average annual total returns for various periods compare with a broad measure of market performance. Performance for Service Class shares would differ to the extent their fees and expenses differ. This information provides some indication of the risks of investing in the Fund. In addition, the Fund's performance information reflects applicable fee waivers and/or expense limitations, if any, in effect during the periods presented. Absent such fee waivers/expense limitations, if any, performance would have been lower. Past results (before and after taxes) are not predictive of future results. Updated information on the Fund's results can be obtained by visiting the Fund's website (www.profunds.com).

Annual Returns as of December 31



Best Quarter (ended 3/31/2019): **27.00%**

Worst Quarter (ended 9/30/2011): **-28.63%**

The year-to-date return as of the most recent quarter, which ended September 30, 2020, was -3.90%.

Average Annual Total Returns

As of December 31, 2019

	One Year	Five Years	Ten Years	Inception Date
Investor Class Shares				11/27/1997
– Before Taxes	62.18%	18.29%	22.05%	
– After Taxes on Distributions	62.02%	18.25%	22.02%	
– After Taxes on Distributions and Sale of Shares	36.92%	14.90%	19.27%	
Service Class Shares	60.59%	17.12%	20.84%	11/27/1997
S&P 500^{®1}	31.49%	11.70%	13.56%	

1 Reflects no deduction for fees, expenses or taxes. Adjusted to reflect the reinvestment of dividends paid by issuers in the Index.

Average annual total returns are shown on a before- and after-tax basis for Investor Class shares only. After-tax returns for Service Class shares will vary. After-tax returns are calculated using the historical highest individual federal marginal income tax rates and do not reflect the impact of state and local taxes. Actual after-tax returns depend on an investor's tax situation and may differ from those shown. After-tax returns shown are not relevant to investors who hold the Fund's shares through tax-deferred arrangements, such as a retirement account. After-tax returns may exceed the return before taxes due to a tax benefit from realizing a capital loss on a sale of shares.

Annual returns are required to be shown and should not be interpreted as suggesting that the Fund should or should not be held for longer periods of time.

Management

The Fund is advised by ProFund Advisors. Michael Neches, Senior Portfolio Manager, and Devin Sullivan, Portfolio Manager, have jointly and primarily managed the Fund since October 2013 and April 2018, respectively.

Purchase and Sale of Fund Shares

The **minimum initial investment** amounts for all classes, which may be waived at the discretion of the Fund, are:

- \$5,000 for accounts that list a financial professional.
- \$15,000 for self-directed accounts.

You may purchase, redeem or exchange Fund shares on any day which the New York Stock Exchange is open for business. Depending on where your account is held, you may redeem your shares by contacting your financial professional or the Fund by mail, telephone, wire transfer or on-line (www.profund.com).

Tax Information

The Fund's distributions generally are taxable, and will be taxed as ordinary income, qualified dividend income or capital gains, unless you are investing through a tax-advantaged arrangement, such as a 401(k) plan or an individual retirement account. You may be taxed later upon withdrawal of monies from such tax-advantaged arrangements.

The Fund intends to distribute income, if any, and capital gains, if any, at least annually.

Payments to Broker-Dealers and Other Financial Intermediaries

If you purchase Fund shares through a financial intermediary, such as a broker-dealer or investment adviser, the Fund and its distributor may pay the intermediary for the sale of Fund shares and related services. These payments may create a conflict of interest by influencing the broker-dealer or other financial intermediary to recommend the Fund over another investment. Ask your financial intermediary or visit your financial intermediary's website for more information.

Important Information About the Fund

UltraChina ProFund (the “Fund”) seeks daily investment results, before fees and expenses, that correspond to two times (2x) the return of the S&P/BNY Mellon China Select ADRSM Index (USD) (the “Index”) **for a single day**, not for any other period. A “single day” is measured from the time the Fund calculates its net asset value (“NAV”) to the time of the Fund’s next NAV calculation. **The return of the Fund for periods longer than a single day will be the result of its return for each day compounded over the period. The Fund’s returns for periods longer than a single day will very likely differ in amount, and possibly even direction, from the Fund’s stated multiple (2x) times the return of the Index for the same period. For periods longer than a single day, the Fund will lose money if the Index’s performance is flat, and it is possible that the Fund will lose money even if the level of the Index rises.** Longer holding periods, higher Index volatility, and greater leveraged exposure each exacerbate the impact of compounding on an investor’s returns. During periods of higher Index volatility, the volatility of the Index may affect the Fund’s return as much as or more than the return of the Index.

The Fund presents different risks than other types of funds. The Fund uses leverage and is riskier than similarly benchmarked funds that do not use leverage. The Fund may not be suitable for all investors and should be used only by knowledgeable investors who understand the consequences of seeking daily leveraged (2x) investment results, including the impact of compounding on Fund performance. Investors in the Fund should actively manage and monitor their investments, as frequently as daily. An investor in the Fund could potentially lose the full principal value of their investment within a single day.

Investment Objective

The Fund seeks daily investment results, before fees and expenses, that correspond to two times (2x) the daily performance of the Index. **The Fund does not seek to achieve its stated investment objective over a period of time greater than a single day.**

Fees and Expenses of the Fund

The table below describes the fees and expenses that you may pay if you buy, hold, and sell shares of the Fund. You may pay other fees, such as brokerage commissions and other fees to financial intermediaries, which are not reflected in the tables and examples below.

Shareholder Fees

(fees paid directly from your investment)

Wire Fee \$10

Annual Fund Operating Expenses

(expenses that you pay each year as a percentage of the value of your investment)

	Investor Class	Service Class
Investment Advisory Fees	0.75%	0.75%
Distribution and Service (12b-1) Fees	0.00%	1.00%
Other Expenses	1.04%	1.04%

Total Annual Fund Operating Expenses Before Fee Waivers and Expense Reimbursements

	1.79%	2.79%
Fee Waivers/Reimbursements ¹	-0.01%	-0.01%

Total Annual Fund Operating Expenses After Fee Waivers and Expense Reimbursements

1.78%	2.78%
--------------	--------------

¹ ProFund Advisors LLC (“ProFund Advisors”) has contractually agreed to waive Investment Advisory and Management Services Fees and to reimburse Other Expenses to the extent Total Annual Fund Operating Expenses Before Fee Waivers and Expense Reimbursements, as a percentage of average daily net assets, exceed 1.78% for Investor Class shares and 2.78% for Service Class shares through November 30, 2021. After such date, the expense limitation may be terminated or revised by ProFund Advisors. Amounts waived or reimbursed in a particular contractual period may be recouped by ProFund Advisors within three years of the end of that contractual period, however, such recoupment will be limited to the lesser of any expense limitation in place at the time of recoupment or the expense limitation in place at the time of waiver or reimbursement.

Example: This example is intended to help you compare the cost of investing in the Fund with the cost of investing in other funds.

The example assumes that you invest \$10,000 in the Fund for the time periods indicated and then redeem all of your shares at the end of each period. The example also assumes that your investment has a 5% return each year and that the Fund’s operating expenses remain the same, except that the fee waiver/expense reimbursement is assumed only to pertain to the first year. Although your actual costs may be higher or lower, based on these assumptions your approximate costs would be:

	1Year	3Years	5Years	10Years
Investor Class	\$181	\$562	\$969	\$2,104
Service Class	\$281	\$864	\$1,473	\$3,118

The Fund pays transaction and financing costs associated with the purchase and sale of securities and derivatives. These costs are not reflected in the table or the example above.

Portfolio Turnover

The Fund pays transaction costs, such as commissions, when it buys and sells securities (or “turns over” its portfolio). A higher portfolio turnover rate may indicate higher transaction costs and may result in higher taxes when the Fund’s shares are held in a taxable account. These costs, which are not reflected in the Annual Fund Operating Expenses or in the example above, affect the Fund’s performance. During the most recent fiscal year, the Fund’s annual portfolio turnover rate was 314% of the average value of its entire portfolio. This portfolio turnover rate is calculated without regard to cash instruments or derivatives transactions. If such transactions were included, the Fund’s portfolio turnover rate would be significantly higher.

Principal Investment Strategies

The Fund invests in financial instruments that ProFund Advisors believes, in combination, should produce daily returns consistent with the Fund’s investment objective.

The Index is constructed and maintained by S&P Dow Jones Indices LLC. The Index is a free float-adjusted, market capitalization-weighted index. The Index is designed to track the performance of a basket of companies that are domiciled in China and that have a level II or III ADR program, New York Shares or Global Registered Shares listed with the New York Stock Exchange or Nasdaq. Securities eligible for inclusion in the Index are evaluated to ensure their overall consistency with the character, design and purpose of the Index which is to further its use as an effective benchmark. Decisions regarding additions to and removals from the Index are guided by certain pre-existing objective criteria. The Index is published under the Bloomberg ticker symbol “BKTCN.”

The Fund will invest principally in the financial instruments set forth below. The Fund expects that its cash balances maintained in connection with the use of financial instruments will typically be held in money market instruments.

- **Equity Securities** — The Fund invests in common stock issued by public companies.
- **Depository Receipts** — The Fund may invest in depository receipts, which principally include:
 - **American Depositary Receipts (ADRs)**, which represent the right to receive securities of foreign issuers deposited in a bank or trust company and are an alternative to purchasing the underlying securities in their national markets and currencies
 - **Global Depositary Receipts (GDRs)**, which are receipts for shares in a foreign-based corporation traded in capital markets around the world.
- **Derivatives** — The Fund invests in derivatives, which are financial instruments whose value is derived from the value of an underlying asset or assets, such as stocks, bonds, funds (including exchange-traded funds (“ETFs”)), interest rates or indexes. The Fund invests in derivatives as a substitute for investing directly in securities in order to seek returns for a

single day that are leveraged (2x) to the returns of the Index for that day. These derivatives principally include:

- **Swap Agreements** — Contracts entered into primarily with major global financial institutions for a specified period ranging from a day to more than one year. In a standard “swap” transaction, two parties agree to exchange the return (or differentials in rates of return) earned or realized on particular predetermined investments or instruments. The gross return to be exchanged or “swapped” between the parties is calculated with respect to a “notional amount,” e.g., the return on or change in value of a particular dollar amount invested in a “basket” of securities or an ETF representing a particular index.
- **Money Market Instruments** — The Fund invests in short-term cash instruments that have a remaining maturity of 397 days or less and exhibit high quality credit profiles, for example:
 - **U.S. Treasury Bills** — U.S. government securities that have initial maturities of one year or less, and are supported by the full faith and credit of the U.S. government.
 - **Repurchase Agreements** — Contracts in which a seller of securities, usually U.S. government securities or other money market instruments, agrees to buy the securities back at a specified time and price. Repurchase agreements are primarily used by the Fund as a short-term investment vehicle for cash positions.

ProFund Advisors uses a mathematical approach to investing. Using this approach, ProFund Advisors determines the type, quantity and mix of investment positions that it believes, in combination, the Fund should hold to produce daily returns consistent with the daily Fund’s investment objective. The Fund may invest in or gain exposure to only a representative sample of the securities in the Index or to securities not contained in the Index or in financial instruments, with the intent of obtaining exposure with aggregate characteristics similar to those of a multiple of the single day returns of the Index. In managing the assets of the Fund, ProFund Advisors does not invest the assets of the Fund in securities or financial instruments based on ProFund Advisors’ view of the investment merit of a particular security, instrument, or company, nor does it conduct conventional investment research or analysis or forecast market movement or trends. The Fund seeks to remain fully invested at all times in securities and/or financial instruments that, in combination, provide leveraged exposure to the single day returns of the Index, consistent with its investment objective, without regard to market conditions, trends or direction. The Fund seeks investment results for a single day only, measured as the time the Fund calculates its NAV to the next time the Fund calculates its NAV, and not for any other period.

The Fund seeks to engage in daily rebalancing to position its portfolio so that its exposure to the Index is consistent with the

Fund's daily investment objective. The time and manner in which the Fund rebalances its portfolio may vary from day to day at the discretion of ProFund Advisors, depending on market conditions and other circumstances. The Index's movements during the day will affect whether the Fund's portfolio needs to be rebalanced. For example, if the Index has risen on a given day, net assets of the Fund should rise (assuming there were no share redemptions). As a result, the Fund's exposure will need to be increased. Conversely, if the Index has fallen on a given day, net assets of the Fund should fall (assuming there were no shares issued). As a result, the Fund's exposure will need to be decreased.

Daily rebalancing and the compounding of each day's return over time means that the return of the Fund for a period longer than a single day will be the result of each day's returns compounded over the period, which will very likely differ in amount, and possibly even direction, from two times (2x) the return of the Index for the same period. The Fund will lose money if the Index's performance is flat over time, and the Fund can lose money regardless of the performance of the Index, as a result of daily rebalancing, the Index's volatility, compounding of each day's return and other factors. See "Principal Risks" below.

The Fund will concentrate or focus its investments in a particular industry or group of industries, country or region to approximately the same extent the Index is so concentrated or focused.

As of July 31, 2020, the Index was concentrated in the retailing industry group and was focused in the media and entertainment industry group. Additionally, the Index was concentrated in China.

Please see "Investment Objectives, Principal Investment Strategies and Related Risks" in the Fund's Prospectus for additional details.

Principal Risks

You may lose the full principal value of your investment within a single day.

The principal risks described below are intended to provide information about the factors likely to have a significant adverse impact on the Fund's returns and consequently the value of an investment in the Fund. The risks are presented in an order intended to facilitate readability and their order does not imply that the realization of one risk is more likely to occur than another risk or likely to have a greater adverse impact than another risk.

- **Risks Associated with the Use of Derivatives** — Investing in derivatives may be considered aggressive and may expose the Fund to greater risks and may result in larger losses or smaller gains than investing directly in the reference asset(s) underlying those derivatives. These risks include counterparty risk, liquidity risk and increased correlation risk. When the Fund uses derivatives, there may be imperfect correlation between the value of the reference asset(s) underlying the

derivative (e.g., the Index) and the derivative, which may prevent the Fund from achieving its investment objective. Because derivatives often require only a limited initial investment, the use of derivatives also may expose the Fund to losses in excess of those amounts initially invested. The Fund may use a combination of swaps on the Index and swaps on an ETF that is designed to track the performance of the Index. The performance of an ETF may not track the performance of the Index due to embedded costs and other factors. Thus, to the extent the Fund invests in swaps that use an ETF as the reference asset, the Fund may be subject to greater correlation risk and may not achieve as high a degree of correlation with the Index as it would if the Fund only used swaps on the Index. Moreover, with respect to the use of swap agreements, if the Index has a dramatic intraday move that causes a material decline in the Fund's net assets, the terms of a swap agreement between the Fund and its counterparty may permit the counterparty to immediately close out the transaction with the Fund. In that event, the Fund may be unable to enter into another swap agreement or invest in other derivatives to achieve the desired exposure consistent with the Fund's investment objective. This, in turn, may prevent the Fund from achieving its investment objective, even if the Index reverses all or a portion of its intraday move by the end of the day. As a result, the value of an investment in the Fund may change quickly and without warning. Any costs associated with using derivatives will also have the effect of lowering the Fund's return.

- **Leverage Risk** — The Fund obtains investment exposure in excess of its assets in seeking to achieve its investment objective — a form of leverage — and will lose more money in market environments adverse to its daily objective than a similar fund that does not employ such leverage. The use of such leverage increases the risk of a total loss of an investor's investment. For example, because the Fund includes a multiplier of two times (2x) the Index, a single day movement in the Index approaching 50% at any point in the day could result in the total loss of an investor's investment if that movement is contrary to the investment objective of the Fund, even if the Index subsequently moves in an opposite direction, eliminating all or a portion of the earlier movement. This would be the case with any such single day movements in the Index, even if the Index maintains a level greater than zero at all times. In addition, the use of leverage may increase the volatility of the Fund and magnify any differences between the performance of the Fund and the Index.
- **Compounding Risk** — The Fund has a single day investment objective, and the Fund's performance for any other period is the result of its return for each day compounded over the period. The performance of the Fund for periods longer than a single day will very likely differ in amount, and possibly even direction, from two times (2x) the daily return of the Index for the same period, before accounting for fees and expenses.

Compounding affects all investments, but has a more significant impact on a leveraged fund. This effect becomes more pronounced as Index volatility and holding periods increase. Fund performance for a period longer than a single day can be estimated given any set of assumptions for the following factors: (a) Index volatility; (b) Index performance; (c) period of time; (d) financing rates associated with leveraged exposure; (e) other Fund expenses; and (f) dividends or interest paid with respect to securities in the Index. The chart below illustrates the impact of two principal factors — Index volatility and Index performance — on Fund performance. The chart shows estimated Fund returns for a number of combinations of Index volatility and Index performance over a one-year period. Actual volatility, Index and Fund performance may differ significantly from the chart below. Performance shown in the chart assumes: (a) no dividends paid with respect to securities included in the Index; (b) no Fund expenses; and (c) borrowing/lending rates (to obtain leveraged exposure) of zero percent. If Fund expenses and/or actual borrowing/lending rates were reflected, the Fund's performance would be different than shown.

Areas shaded darker represent those scenarios where the Fund can be expected to return less than two times (2x) the performance of the Index.

Estimated Fund Returns

Index Performance		One Year Volatility Rate				
One Year Index	Two times (2x) the One Year Index	10%	25%	50%	75%	100%
-60%	-120%	-84.2%	-85.0%	-87.5%	-90.9%	-94.1%
-50%	-100%	-75.2%	-76.5%	-80.5%	-85.8%	-90.8%
-40%	-80%	-64.4%	-66.2%	-72.0%	-79.5%	-86.8%
-30%	-60%	-51.5%	-54.0%	-61.8%	-72.1%	-82.0%
-20%	-40%	-36.6%	-39.9%	-50.2%	-63.5%	-76.5%
-10%	-20%	-19.8%	-23.9%	-36.9%	-53.8%	-70.2%
0%	0%	-1.0%	-6.1%	-22.1%	-43.0%	-63.2%
10%	20%	19.8%	13.7%	-5.8%	-31.1%	-55.5%
20%	40%	42.6%	35.3%	12.1%	-18.0%	-47.0%
30%	60%	67.3%	58.8%	31.6%	-3.7%	-37.8%
40%	80%	94.0%	84.1%	52.6%	11.7%	-27.9%
50%	100%	122.8%	111.4%	75.2%	28.2%	-17.2%
60%	120%	153.5%	140.5%	99.4%	45.9%	-5.8%

The foregoing table is intended to isolate the effect of Index volatility and Index performance on the return of the Fund and is not a representation of actual returns. For example, the Fund may incorrectly be expected to achieve a -40% return on a yearly basis if the Index return were -20%, absent the effects of compounding. As the table shows, with Index volatility of 50%, the Fund could be expected to return -50.2% under such a scenario. The Fund's actual returns may be significantly better or worse than the returns shown above as a result of any

of the factors discussed above or in "Principal Risks — Correlation Risk" below.

The Index's annualized historical volatility rate for the five-year period ended July 31, 2020 was 24.41%. The Index's highest July to July volatility rate during the five-year period was 30.84% (July 31, 2020). The Index's annualized total return performance for the five-year period ended July 31, 2020 was 9.21%. Historical Index volatility and performance are not indications of what the Index volatility and performance will be in the future. The volatility of U.S. exchange-traded securities or instruments that reflect the value of the Index may differ from the volatility of the Index.

For additional graphs and charts demonstrating the effects of Index volatility and Index performance on the long-term performance of the Fund, see "Understanding the Risks and Long-Term Performance of Daily Objective Funds — The Impact of Compounding" in the Fund's Prospectus and "Special Note Regarding the Correlation Risks of Geared Funds" in the Fund's Statement of Additional Information.

- **Correlation Risk** — A number of factors may affect the Fund's ability to achieve a high degree of leveraged correlation with the Index, and there is no guarantee that the Fund will achieve a high degree of leveraged correlation. Failure to achieve a high degree of leveraged correlation may prevent the Fund from achieving its investment objective, and the percentage change of the Fund's NAV each day may differ, perhaps significantly in amount, and possibly even direction, from two times (2x) the percentage change of the Index on such day.

In order to achieve a high degree of leveraged correlation with the Index, the Fund seeks to rebalance its portfolio daily to keep exposure consistent with its investment objective. Being materially under- or overexposed to the Index may prevent the Fund from achieving a high degree of leveraged correlation with the Index and may expose the Fund to greater leverage risk. Market disruptions or closure, regulatory restrictions, market volatility, illiquidity in the markets for the financial instruments in which the Fund invests, and other factors will adversely affect the Fund's ability to adjust exposure to requisite levels. The target amount of portfolio exposure is impacted dynamically by the Index's movements, including intraday movements. Because of this, it is unlikely that the Fund will have perfect leveraged (2x) exposure during the day or at the end of each day and the likelihood of being materially under- or overexposed is higher on days when the Index is volatile, particularly when the Index is volatile at or near the close of the trading day.

A number of other factors may also adversely affect the Fund's leveraged correlation with the Index, including fees, expenses, transaction costs, financing costs associated with the use of derivatives, income items, valuation methodology, accounting

standards and disruptions or illiquidity in the markets for the securities or financial instruments in which the Fund invests. The Fund may not have investment exposure to all of the securities in the Index, or its weighting of investment exposure to securities may be different from that of the Index. In addition, the Fund may invest in securities not included in the Index. The Fund may take or refrain from taking positions in order to improve tax efficiency, comply with regulatory restrictions, or for other reasons, each of which may negatively affect the Fund's correlation with the Index. The Fund may also be subject to large movements of assets into and out of the Fund, potentially resulting in the Fund being under- or overexposed to the Index and may be impacted by Index reconstitutions and Index rebalancing events. Additionally, the Fund's underlying investments and/or reference assets may trade on markets that may not be open on the same day as the Fund, which may cause a difference between the changes in the daily performance of the Fund and changes in the level of the Index. Any of these factors could decrease correlation between the performance of the Fund and the Index and may hinder the Fund's ability to meet its daily investment objective on or around that day.

- **Rebalancing Risk** — If for any reason the Fund is unable to rebalance all or a portion of its portfolio, or if all or a portion of the portfolio is rebalanced incorrectly, the Fund's investment exposure may not be consistent with the Fund's investment objective. In these instances, the Fund may have investment exposure to the Index that is significantly greater or less than its stated multiple. As a result, the Fund may be more exposed to leverage risk than if it had been properly rebalanced and may not achieve its investment objective.
- **Counterparty Risk** — Investing in derivatives and repurchase agreements involves entering into contracts with third parties (i.e., counterparties). The use of derivatives involves risks that are different from those associated with ordinary portfolio securities transactions. The Fund will be subject to credit risk (i.e., the risk that a counterparty is or is perceived to be unwilling or unable to make timely payments or otherwise meet its contractual obligations) with respect to the amount it expects to receive from counterparties to derivatives and repurchase agreements entered into by the Fund. If a counterparty becomes bankrupt or fails to perform its obligations, or if any collateral posted by the counterparty for the benefit of the Fund is insufficient or there are delays in the Fund's ability to access such collateral, the value of an investment in the Fund may decline.
- **Exposure to Chinese Investments Risk** — Investments in securities of issuers in China include risks such as, but are not limited to, less developed or less efficient trading markets; heightened risk of inefficiency, volatility and pricing anomalies of portfolio holdings resulting from government control of markets; currency fluctuations or blockage; nationalization of assets; limits on repatriation; uncertainty surrounding trading suspensions; a lack of publicly available

information (as compared to many other countries); and natural disasters particularly likely to occur in China. Changes in Chinese government policy and economic growth rates could significantly affect local markets and the entire Greater China region. China has yet to develop comprehensive securities, corporate, or commercial laws, and its economy is experiencing a relative slowdown. China is an emerging market and demonstrates significantly higher volatility from time to time in comparison to developed markets. Internal social unrest or confrontations with neighboring countries may also disrupt economic development in China and result in a greater risk of currency fluctuations, currency non-convertibility, interest rate fluctuations, and higher rates of inflation. Investments in securities of Chinese companies are subject to China's heavy dependence on exports. Reductions in spending on Chinese products and services, institution of tariffs or other trade barriers, including as a result of heightened trade tensions between China and the United States, or a downturn in any of the economies of China's key trading partners may have an adverse impact on the Chinese economy and the values of Chinese companies. Significant portions of the Chinese securities markets may become rapidly illiquid, as Chinese issuers have the ability to suspend the trading of their equity securities and have shown a willingness to exercise that option in response to market volatility and other events. The liquidity of Chinese securities may shrink or disappear suddenly and without warning as a result of adverse economic, market or political events, or adverse investor perceptions, whether or not accurate.

- **Equity and Market Risk** — Equity markets are volatile, and the value of securities, swaps, futures and other instruments correlated with equity markets may fluctuate dramatically from day to day. Equity markets are subject to corporate, political, regulatory, market and economic developments, as well as developments that impact specific economic sectors, industries or segments of the market. Further, stocks in the Index may underperform other equity investments. Volatility in the markets and/or market developments may cause the value of an investment in the Fund to decrease over short or long periods of time.
- **Exposure to Foreign Currency Risk** — Investments linked to or denominated in foreign currencies are exposed to additional risk factors versus those investments denominated in U.S. dollars and linked to U.S. investments. The value of an investment linked to or denominated in a foreign currency could change significantly as foreign currencies strengthen or weaken relative to the U.S. dollar. Devaluations of a currency by a government or banking authority may also have significant impact on the value of any investments linked to or denominated in that currency. Risks related to foreign currencies also include those related to economic or political developments, market inefficiencies or a higher risk that essential investment information may be incomplete, unavailable, or inaccurate. Foreign currency losses could offset

or exceed any potential gains, or add to losses, in the related investments. Currency markets are also generally not as regulated as securities markets. In addition, in order to transact in foreign investments, the Fund may exchange and hold foreign currencies. Regulatory fees or higher custody fees may be imposed on foreign currency holdings.

- **Exposure to Foreign Investments/Emerging Markets** — Exposure to securities of foreign issuers may provide the Fund with increased risk. Various factors related to foreign investments may negatively impact the Fund's and the Index's performance, such as: i) fluctuations in the value of the applicable foreign currency; ii) differences in securities settlement practices; iii) uncertainty associated with evidence of ownership of investments in countries that lack centralized custodial services; iv) possible regulation of, or other limitations on, investments by U.S. investors in foreign investments; v) potentially higher brokerage commissions; vi) the possibility that a foreign government may withhold portions of interest and dividends at the source; vii) taxation of income earned in foreign countries or other foreign taxes imposed; viii) foreign exchange controls, which may include suspension of the ability to transfer currency from a foreign country; ix) less publicly available information about foreign issuers; x) changes in the denomination currency of a foreign investment; and xi) less certain legal systems in which the Fund may encounter difficulties or be unable to pursue legal remedies. Foreign investments also may be more susceptible to political, social, economic and regional factors than may be the case with U.S. securities. In addition, markets for foreign investments are usually less liquid, more volatile and significantly smaller than markets for U.S. securities, which may affect, among other things, the Fund's ability to purchase or sell foreign investments at appropriate times and prices. Because of differences in settlement times and/or foreign market holidays, transactions in a foreign market may take place one or more days after the necessary exposure to these investments is determined. Until the transactions are effected, the Fund is exposed to increased foreign currency risk and market risk and, ultimately, increased correlation risk.

Because the Fund's foreign investment exposure may include issuers domiciled in developing or "emerging market" countries, all the aforementioned factors are heightened and foreign investments risk is higher. Economic, business, political, or social instability may adversely affect the value of emerging market investments more acutely than investments tied to developed foreign countries. Furthermore any of these developments may result in a decline in the value of a country's currency. Emerging markets are riskier than more developed markets because they may develop unevenly or may never fully develop. Investments in emerging markets are considered speculative.

- **Geographic Concentration Risk** — Because the Fund focuses its investments in particular foreign countries or geographic regions, it may be more volatile than a more

geographically diversified fund. The performance of the Fund will be affected by the political, social and economic conditions in those foreign countries and geographic regions and subject to the related risks.

- **Concentration and Focused Investing** — The Index may concentrate (i.e., composed of securities that represent 25 percent or more of the value of the Index) or focus (i.e., composed of securities that represent a substantial portion of its value, but less than 25 percent) in an industry or group of industries. The Fund will allocate its investments to approximately the same extent as the Index. As a result, the Fund may be subject to greater market fluctuations than a fund that is more broadly invested across industries. Financial, economic, business, regulatory conditions, and other developments affecting issuers in a particular industry or group of industries will have a greater effect on the Fund, and if securities of the particular industry or group of industries as a group fall out of favor, the Fund could underperform, or its net asset value may be more volatile than, funds that have greater industry diversification.
- **Exposure to Large-Cap Company Investment Risk** — Although returns on investments in large-cap companies are often perceived as being less volatile than the returns of companies with smaller market capitalizations, the return on large-cap securities could trail the returns on investments in smaller and mid-sized companies for a number of reasons. For example, large-cap companies may be unable to respond quickly to new competitive challenges, such as changes in technology, and also may not be able to attain the high growth rate of successful smaller companies.
- **Natural Disaster/Epidemic Risk** — Natural or environmental disasters, such as earthquakes, fires, floods, hurricanes, tsunamis and other severe weather-related phenomena generally, and widespread disease, including pandemics and epidemics (for example, the novel coronavirus COVID-19), have been and can be highly disruptive to economies and markets and have recently led, and may continue to lead, to increased market volatility and significant market losses. Such natural disaster and health crises could exacerbate political, social, and economic risks, and result in significant breakdowns, delays, shutdowns, social isolation, and other disruptions to important global, local and regional supply chains affected, with potential corresponding results on the operating performance of the Fund and its investments. A climate of uncertainty and panic, including the contagion of infectious viruses or diseases, may adversely affect global, regional, and local economies and reduce the availability of potential investment opportunities, and increases the difficulty of performing due diligence and modeling market conditions, potentially reducing the accuracy of financial projections. Under these circumstances, the Fund may have difficulty achieving its investment objectives which may adversely impact Fund performance. Further, such events can be highly disruptive to economies

and markets, significantly disrupt the operations of individual companies (including, but not limited to, the Fund's investment advisor, third party service providers, and counterparties), sectors, industries, markets, securities and commodity exchanges, currencies, interest and inflation rates, credit ratings, investor sentiment, and other factors affecting the value of the Fund's investments. These factors can cause substantial market volatility, exchange trading suspensions and closures, changes in the availability of and the margin requirements for certain instruments, and can impact the ability of the Fund to complete redemptions and otherwise affect Fund performance and Fund trading in the secondary market. A widespread crisis would also affect the global economy in ways that cannot necessarily be foreseen. How long such events will last and whether they will continue or recur cannot be predicted. Impacts from these could have a significant impact on the Fund's performance, resulting in losses to your investment.

• **Risk that Current Assumptions and Expectations Could Become Outdated As a Result of Global Economic Shock** —

The onset of the novel coronavirus (COVID-19) has caused significant shocks to global financial markets and economies, with many governments taking extreme actions to slow and contain the spread of COVID-19. These actions have had, and likely will continue to have, a severe economic impact on global economies as economic activity in some instances has essentially ceased. Financial markets across the globe are experiencing severe distress at least equal to what was experienced during the global financial crisis in 2008. In March 2020, U.S. equity markets entered a bear market in the fastest such move in the history of U.S. financial markets. During much of 2020, the unemployment rate in the U.S. has been extremely high by historical standards. It is not possible to predict when unemployment and market conditions will return to more normal levels. The global economic shocks being experienced as of the date hereof may cause the underlying assumptions and expectations of the Fund to become outdated quickly or inaccurate, resulting in significant losses.

- **Non-Diversification Risk** — The Fund is classified as “non-diversified” under the Investment Company Act of 1940, as amended (“1940 Act”). This means it has the ability to invest a relatively high percentage of its assets in the securities of a small number of issuers or in financial instruments with a single counterparty or a few counterparties. This may increase the Fund's volatility and increase the risk that the Fund's performance will decline based on the performance of a single issuer or the credit of a single counterparty. This risk may be particularly acute if the Index is comprised of a small number of securities.

- **Index Performance Risk** — The Index maintained by a third party provider unaffiliated with the Fund or ProFund Advisors. There can be no guarantee or assurance that the methodology used by the third party provider to create the

Index will result in the Fund achieving positive returns. Further, there can be no guarantee that the methodology underlying the Index or the daily calculation of the Index will be free from error. It is also possible that the value of the Index may be subject to intentional manipulation by third-party market participants. The Index used by the Fund may underperform other asset classes and may underperform other similar indices. Each of these factors could have a negative impact on the performance of the Fund.

- **Active Investor Risk** — The Fund permits short-term trading of its securities. A significant portion of assets invested in the Fund may come from professional money managers and investors who use the Fund as part of active trading or tactical asset allocation strategies. These strategies often call for frequent trading to take advantage of anticipated changes in market conditions, which could increase portfolio turnover and may result in additional costs for the Fund. In addition, large movements of assets into and out of the Fund may have a negative impact on the Fund's ability to achieve its investment objective or maintain a consistent level of operating expenses. In certain circumstances, the Fund's expense ratio may vary from current estimates or the historical ratio disclosed in this Prospectus.
- **Early Close/Late Close/Trading Halt Risk** — An exchange or market may close early, close late or issue trading halts on specific securities or financial instruments. As a result, the ability to trade certain securities or financial instruments may be restricted, which may result in the Fund being unable to trade those and other related financial instruments at all. In these circumstances, the Fund may be unable to rebalance its portfolio, may be unable to accurately price its investments and/or may incur substantial trading losses.
- **Liquidity Risk** — In certain circumstances, such as the disruption of the orderly markets for the financial instruments in which the Fund invests, the Fund might not be able to acquire or dispose of certain holdings quickly or at prices that represent true market value in the judgment of ProFund Advisors. Markets for the financial instruments in which the Fund invests may be disrupted by a number of events, including but not limited to economic crises, political crises, health crises, natural disasters, excessive volatility, new legislation, or regulatory changes inside or outside of the U.S. For example, regulation limiting the ability of certain financial institutions to invest in certain financial instruments would likely reduce the liquidity of those instruments. These situations may prevent the Fund from limiting losses, realizing gains or achieving a high leveraged correlation with the Index.
- **Portfolio Turnover Risk** — The Fund may incur high portfolio turnover to manage the Fund's investment exposure. Additionally, active trading of the Fund's shares may cause more frequent purchase and sales activities that could, in certain circumstances, increase the number of portfolio transactions. High levels of portfolio transactions increase

brokerage and other transaction costs and may result in increased taxable capital gains. Each of these factors could have a negative impact on the performance of the Fund.

- **Tax Risk** — In order to qualify for the special tax treatment accorded a regulated investment company (“RIC”) and its shareholders, the Fund must derive at least 90% of its gross income for each taxable year from “qualifying income,” meet certain asset diversification tests at the end of each taxable quarter, and meet annual distribution requirements. The Fund’s pursuit of its investment strategies will potentially be limited by the Fund’s intention to qualify for such treatment and could adversely affect the Fund’s ability to so qualify. The Fund can make certain investments, the treatment of which for these purposes is unclear. If, in any year, the Fund were to fail to qualify for the special tax treatment accorded a RIC and its shareholders, and were ineligible to or were not to cure such failure, the Fund would be taxed in the same manner as an ordinary corporation subject to U.S. federal income tax on all its income at the fund level. The resulting taxes could substantially reduce the Fund’s net assets and the amount of income available for distribution. In addition, in order to requalify for taxation as a RIC, the Fund could be required to recognize unrealized gains, pay substantial taxes and interest, and make certain distributions. Please see the Statement of Additional Information for more information.

- **Valuation Risk** — In certain circumstances (e.g., if ProFund Advisors believes market quotations do not accurately reflect the fair value of an investment, or a trading halt closes an exchange or market early), ProFund Advisors may, in its sole discretion, choose to determine a fair value price as the basis for determining the market value of such investment for such day. The fair value of an investment determined by ProFund Advisors may be different from other value determinations of the same investment. Portfolio investments that are valued using techniques other than market quotations, including “fair valued” investments, may be subject to greater fluctuation in their value from one day to the next than would be the case if market quotations were used. In addition, there is no assurance that the Fund could sell a portfolio investment for the value established for it at any time, and it is possible that the Fund would incur a loss because a portfolio investment is sold at a discount to its established value.

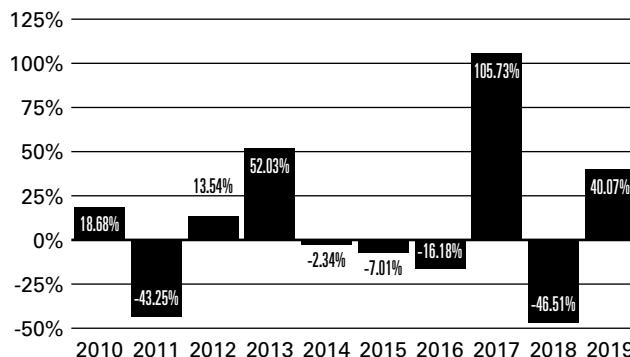
Please see “Investment Objectives, Principal Investment Strategies and Related Risks” in the Fund’s Prospectus for additional details.

Investment Results

The bar chart below shows how the Fund’s investment results for Investor Class shares have varied from year to year, and the table shows how the Fund’s average annual total returns for various periods compare with a broad measure of market performance. Performance for Service Class shares would differ to the extent

their fees and expenses differ. This information provides some indication of the risks of investing in the Fund. In addition, the Fund’s performance information reflects applicable fee waivers and/or expense limitations, if any, in effect during the periods presented. Absent such fee waivers/expense limitations, if any, performance would have been lower. Past results (before and after taxes) are not predictive of future results. Updated information on the Fund’s results can be obtained by visiting the Fund’s website (www.profund.com).

Annual Returns as of December 31



Best Quarter (ended 9/30/2013): **54.62%**

Worst Quarter (ended 9/30/2011): **-47.43%**

The year-to-date return as of the most recent quarter, which ended September 30, 2020, was 35.94%.

Average Annual Total Returns

As of December 31, 2019

	One Year	Five Years	Ten Years	Inception Date
Investor Class Shares				2/4/2008
– Before Taxes	40.07%	3.74%	3.15%	
– After Taxes on Distributions	40.04%	3.69%	3.11%	
– After Taxes on Distributions and Sale of Shares	23.74%	2.90%	2.49%	
Service Class Shares	38.64%	2.71%	2.12%	2/4/2008
S&P/BNY Mellon China Select ADR Index (USD)¹	24.23%	6.38%	5.89%	

¹ Reflects no deduction for fees, expenses or taxes. Returns are gross returns that do not reflect the reduction of any withholding taxes, and are adjusted to reflect the reinvestment of dividends paid by companies in the Index.

Average annual total returns are shown on a before- and after-tax basis for Investor Class shares only. After-tax returns for Service Class shares will vary. After-tax returns are calculated using the historical highest individual federal marginal income tax rates and do not reflect the impact of state and local taxes. Actual after-tax returns depend on an investor’s tax situation and may differ from those shown. After-tax returns shown are not relevant to investors who hold the Fund’s shares through tax-deferred

arrangements, such as a retirement account. After-tax returns may exceed the return before taxes due to a tax benefit from realizing a capital loss on a sale of shares.

Annual returns are required to be shown and should not be interpreted as suggesting that the Fund should or should not be held for longer periods of time.

Management

The Fund is advised by ProFund Advisors. Alexander Ilyasov, Senior Portfolio Manager, and Scott Hanson, Portfolio Manager, have jointly and primarily managed the Fund since August 2020 and August 2016, respectively.

Purchase and Sale of Fund Shares

The **minimum initial investment** amounts for all classes, which may be waived at the discretion of the Fund, are:

- \$5,000 for accounts that list a financial professional.
- \$15,000 for self-directed accounts.

You may purchase, redeem or exchange Fund shares on any day which the New York Stock Exchange is open for business. Depending on where your account is held, you may redeem your shares by contacting your financial professional or the Fund by mail, telephone, wire transfer or on-line (www.profund.com).

Tax Information

The Fund's distributions generally are taxable, and will be taxed as ordinary income, qualified dividend income or capital gains, unless you are investing through a tax-advantaged arrangement, such as a 401(k) plan or an individual retirement account. You may be taxed later upon withdrawal of monies from such tax-advantaged arrangements.

The Fund intends to distribute income, if any, and capital gains, if any, at least annually.

Payments to Broker-Dealers and Other Financial Intermediaries

If you purchase Fund shares through a financial intermediary, such as a broker-dealer or investment adviser, the Fund and its distributor may pay the intermediary for the sale of Fund shares and related services. These payments may create a conflict of interest by influencing the broker-dealer or other financial intermediary to recommend the Fund over another investment. Ask your financial intermediary or visit your financial intermediary's website for more information.

Important Information About the Fund

UltraDow 30 ProFund (the “Fund”) seeks daily investment results, before fees and expenses, that correspond to two times (2x) the return of the Dow Jones Industrial AverageSM (the “Index”) for a single day, not for any other period. A “single day” is measured from the time the Fund calculates its net asset value (“NAV”) to the time of the Fund’s next NAV calculation. The return of the Fund for periods longer than a single day will be the result of its return for each day compounded over the period. The Fund’s returns for periods longer than a single day will very likely differ in amount, and possibly even direction, from the Fund’s stated multiple (2x) times the return of the Index for the same period. For periods longer than a single day, the Fund will lose money if the Index’s performance is flat, and it is possible that the Fund will lose money even if the level of the Index rises. Longer holding periods, higher Index volatility, and greater leveraged exposure each exacerbate the impact of compounding on an investor’s returns. During periods of higher Index volatility, the volatility of the Index may affect the Fund’s return as much as or more than the return of the Index.

The Fund presents different risks than other types of funds. The Fund uses leverage and is riskier than similarly benchmarked funds that do not use leverage. The Fund may not be suitable for all investors and should be used only by knowledgeable investors who understand the consequences of seeking daily leveraged (2x) investment results, including the impact of compounding on Fund performance. Investors in the Fund should actively manage and monitor their investments, as frequently as daily. An investor in the Fund could potentially lose the full principal value of their investment within a single day.

Investment Objective

The Fund seeks daily investment results, before fees and expenses, that correspond to two times (2x) the daily performance of the Index. **The Fund does not seek to achieve its stated investment objective over a period of time greater than a single day.**

Fees and Expenses of the Fund

The table below describes the fees and expenses that you may pay if you buy, hold, and sell shares of the Fund. You may pay other fees, such as brokerage commissions and other fees to financial intermediaries, which are not reflected in the tables and examples below.

Shareholder Fees

(fees paid directly from your investment)

Wire Fee \$10

Annual Fund Operating Expenses

(expenses that you pay each year as a percentage of the value of your investment)

	Investor Class	Service Class
Investment Advisory Fees	0.75%	0.75%
Distribution and Service (12b-1) Fees	0.00%	1.00%
Other Expenses	0.97%	0.97%
Total Annual Fund Operating Expenses¹	1.72%	2.72%

1 ProFund Advisors LLC (“ProFund Advisors”) has contractually agreed to waive Investment Advisory and Management Services Fees and to reimburse Other Expenses to the extent Total Annual Fund Operating Expenses Before Fee Waivers and Expense Reimbursements, as a percentage of average daily net assets, exceed 1.95% for Investor Class shares and 2.95% for Service Class shares through November 30, 2021. After such date, the expense limitation may be terminated or revised by ProFund Advisors. Amounts waived or reimbursed in a particular contractual period may be recouped by ProFund Advisors within three years of the end of that contractual period, however, such recoupment will be limited to the lesser of any expense limitation in place at the time of recoupment or the expense limitation in place at the time of waiver or reimbursement.

Example: This example is intended to help you compare the cost of investing in the Fund with the cost of investing in other funds.

The example assumes that you invest \$10,000 in the Fund for the time periods indicated and then redeem all of your shares at the end of each period. The example also assumes that your investment has a 5% return each year and that the Fund’s operating expenses remain the same. Although your actual costs may be higher or lower, based on these assumptions your approximate costs would be:

	1Year	3Years	5Years	10Years
Investor Class	\$175	\$542	\$933	\$2,030
Service Class	\$275	\$844	\$1,440	\$3,051

The Fund pays transaction and financing costs associated with the purchase and sale of securities and derivatives. These costs are not reflected in the table or the example above.

Portfolio Turnover

The Fund pays transaction costs, such as commissions, when it buys and sells securities (or “turns over” its portfolio). A higher portfolio turnover rate may indicate higher transaction costs and may result in higher taxes when the Fund’s shares are held in a taxable account. These costs, which are not reflected in the Annual Fund Operating Expenses or in the example above, affect the Fund’s performance. During the most recent fiscal year, the

Fund's annual portfolio turnover rate was 6% of the average value of its entire portfolio. This portfolio turnover rate is calculated without regard to cash instruments or derivatives transactions. If such transactions were included, the Fund's portfolio turnover rate would be significantly higher.

Principal Investment Strategies

The Fund invests in financial instruments that ProFund Advisors believes, in combination, should produce daily returns consistent with the Fund's investment objective.

The Index is constructed and maintained by S&P Dow Jones Indices LLC (the "Index Provider"). The Index is a price-weighted index and includes 30 large-cap, "blue-chip" U.S. stocks, excluding utility and transportation companies. While stock selection is not governed by quantitative rules, a stock typically is added only if the company has an excellent reputation, demonstrates sustained growth and is of interest to a large number of investors. Companies should be incorporated and headquartered in the U.S. In addition, a plurality of revenues should be derived from the U.S. Maintaining adequate sector representation within the Index is also a consideration in the selection process for the Dow Jones Industrial Average™. Changes to the Index are made on an as needed basis. There is no annual or semi-annual reconstitution. Rather, changes in response to corporate actions and market developments can be made at any time. The Index is published under the Bloomberg ticker symbol "DJI."

The Fund will invest principally in the financial instruments set forth below. The Fund expects that its cash balances maintained in connection with the use of financial instruments will typically be held in money market instruments.

- **Equity Securities** — The Fund invests in common stock issued by public companies.
- **Derivatives** — The Fund invests in derivatives, which are financial instruments whose value is derived from the value of an underlying asset or assets, such as stocks, bonds, funds (including exchange-traded funds ("ETFs")), interest rates or indexes. The Fund invests in derivatives as a substitute for investing directly in securities in order to seek returns for a single day that are leveraged (2x) to the returns of the Index for that day. These derivatives principally include:
 - **Swap Agreements** — Contracts entered into primarily with major global financial institutions for a specified period ranging from a day to more than one year. In a standard "swap" transaction, two parties agree to exchange the return (or differentials in rates of return) earned or realized on particular predetermined investments or instruments. The gross return to be exchanged or "swapped" between the parties is calculated with respect to a "notional amount," e.g., the return on or change in value of a particular dollar amount invested in a "basket" of securities or an ETF representing a particular index.

- **Futures Contracts** — Standardized contracts traded on, or subject to the rules of, an exchange that call for the future delivery of a specified quantity and type of asset at a specified time and place or, alternatively, may call for cash settlement.

- **Money Market Instruments** — The Fund invests in short-term cash instruments that have a remaining maturity of 397 days or less and exhibit high quality credit profiles, for example:

- **U.S. Treasury Bills** — U.S. government securities that have initial maturities of one year or less, and are supported by the full faith and credit of the U.S. government.
- **Repurchase Agreements** — Contracts in which a seller of securities, usually U.S. government securities or other money market instruments, agrees to buy the securities back at a specified time and price. Repurchase agreements are primarily used by the Fund as a short-term investment vehicle for cash positions.

ProFund Advisors uses a mathematical approach to investing. Using this approach, ProFund Advisors determines the type, quantity and mix of investment positions that it believes, in combination, the Fund should hold to produce daily returns consistent with the daily Fund's investment objective. The Fund may invest in or gain exposure to only a representative sample of the securities in the Index or to securities not contained in the Index or in financial instruments, with the intent of obtaining exposure with aggregate characteristics similar to those of a multiple of the single day returns of the Index. In managing the assets of the Fund, ProFund Advisors does not invest the assets of the Fund in securities or financial instruments based on ProFund Advisors' view of the investment merit of a particular security, instrument, or company, nor does it conduct conventional investment research or analysis or forecast market movement or trends. The Fund seeks to remain fully invested at all times in securities and/or financial instruments that, in combination, provide leveraged exposure to the single day returns of the Index, consistent with its investment objective, without regard to market conditions, trends or direction. The Fund seeks investment results for a single day only, measured as the time the Fund calculates its NAV to the next time the Fund calculates its NAV, and not for any other period.

The Fund seeks to engage in daily rebalancing to position its portfolio so that its exposure to the Index is consistent with the Fund's daily investment objective. The time and manner in which the Fund rebalances its portfolio may vary from day to day at the discretion of ProFund Advisors, depending on market conditions and other circumstances. The Index's movements during the day will affect whether the Fund's portfolio needs to be rebalanced. For example, if the Index has risen on a given day, net assets of the Fund should rise (assuming there were no share redemptions). As a result, the Fund's exposure will need to be

increased. Conversely, if the Index has fallen on a given day, net assets of the Fund should fall (assuming there were no shares issued). As a result, the Fund's exposure will need to be decreased.

Daily rebalancing and the compounding of each day's return over time means that the return of the Fund for a period longer than a single day will be the result of each day's returns compounded over the period, which will very likely differ in amount, and possibly even direction, from two times (2x) the return of the Index for the same period. The Fund will lose money if the Index's performance is flat over time, and the Fund can lose money regardless of the performance of the Index, as a result of daily rebalancing, the Index's volatility, compounding of each day's return and other factors. See "Principal Risks" below.

The Fund will concentrate or focus its investments in a particular industry or group of industries to approximately the same extent the Index is so concentrated or focused. As of July 31, 2020, the Index was concentrated in the information technology industry group.

Please see "Investment Objectives, Principal Investment Strategies and Related Risks" in the Fund's Prospectus for additional details.

Principal Risks

You may lose the full principal value of your investment within a single day.

The principal risks described below are intended to provide information about the factors likely to have a significant adverse impact on the Fund's returns and consequently the value of an investment in the Fund. The risks are presented in an order intended to facilitate readability and their order does not imply that the realization of one risk is more likely to occur than another risk or likely to have a greater adverse impact than another risk.

- **Risks Associated with the Use of Derivatives** — Investing in derivatives may be considered aggressive and may expose the Fund to greater risks and may result in larger losses or smaller gains than investing directly in the reference asset(s) underlying those derivatives. These risks include counterparty risk, liquidity risk and increased correlation risk. When the Fund uses derivatives, there may be imperfect correlation between the value of the reference asset(s) underlying the derivative (e.g., the Index) and the derivative, which may prevent the Fund from achieving its investment objective. Because derivatives often require only a limited initial investment, the use of derivatives also may expose the Fund to losses in excess of those amounts initially invested. The Fund may use a combination of swaps on the Index and swaps on an ETF that is designed to track the performance of the Index. The performance of an ETF may not track the performance of the Index due to embedded costs and other factors. Thus, to the extent the Fund invests in swaps that use an ETF as the reference asset, the Fund may be subject to greater correlation risk and may not achieve as high a degree of correlation with

the Index as it would if the Fund only used swaps on the Index. Moreover, with respect to the use of swap agreements, if the Index has a dramatic intraday move that causes a material decline in the Fund's net assets, the terms of a swap agreement between the Fund and its counterparty may permit the counterparty to immediately close out the transaction with the Fund. In that event, the Fund may be unable to enter into another swap agreement or invest in other derivatives to achieve the desired exposure consistent with the Fund's investment objective. This, in turn, may prevent the Fund from achieving its investment objective, even if the Index reverses all or a portion of its intraday move by the end of the day. As a result, the value of an investment in the Fund may change quickly and without warning. Any costs associated with using derivatives will also have the effect of lowering the Fund's return.

- **Leverage Risk** — The Fund obtains investment exposure in excess of its assets in seeking to achieve its investment objective — a form of leverage — and will lose more money in market environments adverse to its daily objective than a similar fund that does not employ such leverage. The use of such leverage increases the risk of a total loss of an investor's investment. For example, because the Fund includes a multiplier of two times (2x) the Index, a single day movement in the Index approaching 50% at any point in the day could result in the total loss of an investor's investment if that movement is contrary to the investment objective of the Fund, even if the Index subsequently moves in an opposite direction, eliminating all or a portion of the earlier movement. This would be the case with any such single day movements in the Index, even if the Index maintains a level greater than zero at all times. In addition, the use of leverage may increase the volatility of the Fund and magnify any differences between the performance of the Fund and the Index.
- **Compounding Risk** — The Fund has a single day investment objective, and the Fund's performance for any other period is the result of its return for each day compounded over the period. The performance of the Fund for periods longer than a single day will very likely differ in amount, and possibly even direction, from two times (2x) the daily return of the Index for the same period, before accounting for fees and expenses. This effect becomes more pronounced as Index volatility and holding periods increase. Fund performance for a period longer than a single day can be estimated given any set of assumptions for the following factors: (a) Index volatility; (b) Index performance; (c) period of time; (d) financing rates associated with leveraged exposure; (e) other Fund expenses; and (f) dividends or interest paid with respect to securities in the Index. The chart below illustrates the impact of two principal factors — Index volatility and Index performance — on Fund performance. The chart shows estimated Fund returns for a number of combinations of Index volatility and Index performance over a one-year period. Actual volatility, Index and Fund performance may differ significantly from the

chart below. Performance shown in the chart assumes: (a) no dividends paid with respect to securities included in the Index; (b) no Fund expenses; and (c) borrowing/lending rates (to obtain leveraged exposure) of zero percent. If Fund expenses and/or actual borrowing/lending rates were reflected, the Fund's performance would be different than shown.

Areas shaded darker represent those scenarios where the Fund can be expected to return less than two times (2x) the performance of the Index.

Estimated Fund Returns

Index Performance		One Year Volatility Rate				
One Year Index	Two times (2x) the One Year Index	10%	25%	50%	75%	100%
-60%	-120%	-84.2%	-85.0%	-87.5%	-90.9%	-94.1%
-50%	-100%	-75.2%	-76.5%	-80.5%	-85.8%	-90.8%
-40%	-80%	-64.4%	-66.2%	-72.0%	-79.5%	-86.8%
-30%	-60%	-51.5%	-54.0%	-61.8%	-72.1%	-82.0%
-20%	-40%	-36.6%	-39.9%	-50.2%	-63.5%	-76.5%
-10%	-20%	-19.8%	-23.9%	-36.9%	-53.8%	-70.2%
0%	0%	-1.0%	-6.1%	-22.1%	-43.0%	-63.2%
10%	20%	19.8%	13.7%	-5.8%	-31.1%	-55.5%
20%	40%	42.6%	35.3%	12.1%	-18.0%	-47.0%
30%	60%	67.3%	58.8%	31.6%	-3.7%	-37.8%
40%	80%	94.0%	84.1%	52.6%	11.7%	-27.9%
50%	100%	122.8%	111.4%	75.2%	28.2%	-17.2%
60%	120%	153.5%	140.5%	99.4%	45.9%	-5.8%

The foregoing table is intended to isolate the effect of Index volatility and Index performance on the return of the Fund and is not a representation of actual returns. For example, the Fund may incorrectly be expected to achieve a -40% return on a yearly basis if the Index return were -20%, absent the effects of compounding. As the table shows, with Index volatility of 50%, the Fund could be expected to return -50.2% under such a scenario. The Fund's actual returns may be significantly better or worse than the returns shown above as a result of any of the factors discussed above or in "Principal Risks — Correlation Risk" below.

The Index's annualized historical volatility rate for the five-year period ended July 31, 2020 was 20.40%. The Index's highest May to May volatility rate during the five-year period was 36.40% (July 31, 2020). The Index's annualized total return performance for the five-year period ended July 31, 2020 was 11.04%. Historical Index volatility and performance are not indications of what the Index volatility and performance will be in the future. The volatility of U.S. exchange-traded securities or instruments that reflect the value of the Index may differ from the volatility of the Index.

For additional graphs and charts demonstrating the effects of Index volatility and Index performance on the long-

term performance of the Fund, see "Understanding the Risks and Long-Term Performance of Daily Objective Funds — The Impact of Compounding" in the Fund's Prospectus and "Special Note Regarding the Correlation Risks of Geared Funds" in the Fund's Statement of Additional Information.

- **Correlation Risk** — A number of factors may affect the Fund's ability to achieve a high degree of leveraged correlation with the Index, and there is no guarantee that the Fund will achieve a high degree of leveraged correlation. Failure to achieve a high degree of leveraged correlation may prevent the Fund from achieving its investment objective, and the percentage change of the Fund's NAV each day may differ, perhaps significantly in amount, and possibly even direction, from two times (2x) the percentage change of the Index on such day.

In order to achieve a high degree of leveraged correlation with the Index, the Fund seeks to rebalance its portfolio daily to keep exposure consistent with its investment objective. Being materially under- or overexposed to the Index may prevent the Fund from achieving a high degree of leveraged correlation with the Index and may expose the Fund to greater leverage risk. Market disruptions or closure, regulatory restrictions, market volatility, illiquidity in the markets for the financial instruments in which the Fund invests, and other factors will adversely affect the Fund's ability to adjust exposure to requisite levels. The target amount of portfolio exposure is impacted dynamically by the Index's movements, including intraday movements. Because of this, it is unlikely that the Fund will have perfect leveraged (2x) exposure during the day or at the end of each day and the likelihood of being materially under- or overexposed is higher on days when the Index is volatile, particularly when the Index is volatile at or near the close of the trading day.

A number of other factors may also adversely affect the Fund's leveraged correlation with the Index, including fees, expenses, transaction costs, financing costs associated with the use of derivatives, income items, valuation methodology, accounting standards and disruptions or illiquidity in the markets for the securities or financial instruments in which the Fund invests. The Fund may not have investment exposure to all of the securities in the Index, or its weighting of investment exposure to securities may be different from that of the Index. In addition, the Fund may invest in securities not included in the Index. The Fund may take or refrain from taking positions in order to improve tax efficiency, comply with regulatory restrictions, or for other reasons, each of which may negatively affect the Fund's correlation with the Index. The Fund may also be subject to large movements of assets into and out of the Fund, potentially resulting in the Fund being under- or overexposed to the Index and may be impacted by Index reconstitutions and Index rebalancing events. Additionally, the Fund's underlying investments and/or

reference assets may trade on markets that may not be open on the same day as the Fund, which may cause a difference between the changes in the daily performance of the Fund and changes in the level of the Index. Any of these factors could decrease correlation between the performance of the Fund and the Index and may hinder the Fund's ability to meet its daily investment objective on or around that day.

- **Rebalancing Risk** — If for any reason the Fund is unable to rebalance all or a portion of its portfolio, or if all or a portion of the portfolio is rebalanced incorrectly, the Fund's investment exposure may not be consistent with the Fund's investment objective. In these instances, the Fund may have investment exposure to the Index that is significantly greater or less than its stated multiple. As a result, the Fund may be more exposed to leverage risk than if it had been properly rebalanced and may not achieve its investment objective.
- **Counterparty Risk** — Investing in derivatives and repurchase agreements involves entering into contracts with third parties (i.e., counterparties). The use of derivatives involves risks that are different from those associated with ordinary portfolio securities transactions. The Fund will be subject to credit risk (i.e., the risk that a counterparty is or is perceived to be unwilling or unable to make timely payments or otherwise meet its contractual obligations) with respect to the amount it expects to receive from counterparties to derivatives and repurchase agreements entered into by the Fund. If a counterparty becomes bankrupt or fails to perform its obligations, or if any collateral posted by the counterparty for the benefit of the Fund is insufficient or there are delays in the Fund's ability to access such collateral, the value of an investment in the Fund may decline.

The counterparty to a listed futures contract is the clearing organization for the listed future, which is held through a futures commission merchant ("FCM") acting on behalf of the Fund. Consequently, the counterparty risk on a listed futures contract is the creditworthiness of the FCM and the exchange's clearing corporation.

- **Equity and Market Risk** — Equity markets are volatile, and the value of securities, swaps, futures and other instruments correlated with equity markets may fluctuate dramatically from day to day. Equity markets are subject to corporate, political, regulatory, market and economic developments, as well as developments that impact specific economic sectors, industries or segments of the market. Further, stocks in the Index may underperform other equity investments. Volatility in the markets and/or market developments may cause the value of an investment in the Fund to decrease over short or long periods of time.
- **Concentration and Focused Investing** — The Index may concentrate (i.e., composed of securities that represent 25 percent or more of the value of the Index) or focus (i.e., composed of securities that represent a substantial portion of its value, but less than 25 percent) in an industry or group of

industries. The Fund will allocate its investments to approximately the same extent as the Index. As a result, the Fund may be subject to greater market fluctuations than a fund that is more broadly invested across industries. Financial, economic, business, regulatory conditions, and other developments affecting issuers in a particular industry or group of industries will have a greater effect on the Fund, and if securities of the particular industry or group of industries as a group fall out of favor, the Fund could underperform, or its net asset value may be more volatile than, funds that have greater industry diversification.

- **Exposure to Large-Cap Company Investment Risk** — Although returns on investments in large-cap companies are often perceived as being less volatile than the returns of companies with smaller market capitalizations, the return on large-cap securities could trail the returns on investments in smaller and mid-sized companies for a number of reasons. For example, large-cap companies may be unable to respond quickly to new competitive challenges, such as changes in technology, and also may not be able to attain the high growth rate of successful smaller companies.
- **Natural Disaster/Epidemic Risk** — Natural or environmental disasters, such as earthquakes, fires, floods, hurricanes, tsunamis and other severe weather-related phenomena generally, and widespread disease, including pandemics and epidemics (for example, the novel coronavirus COVID-19), have been and can be highly disruptive to economies and markets and have recently led, and may continue to lead, to increased market volatility and significant market losses. Such natural disaster and health crises could exacerbate political, social, and economic risks, and result in significant breakdowns, delays, shutdowns, social isolation, and other disruptions to important global, local and regional supply chains affected, with potential corresponding results on the operating performance of the Fund and its investments. A climate of uncertainty and panic, including the contagion of infectious viruses or diseases, may adversely affect global, regional, and local economies and reduce the availability of potential investment opportunities, and increases the difficulty of performing due diligence and modeling market conditions, potentially reducing the accuracy of financial projections. Under these circumstances, the Fund may have difficulty achieving its investment objectives which may adversely impact Fund performance. Further, such events can be highly disruptive to economies and markets, significantly disrupt the operations of individual companies (including, but not limited to, the Fund's investment advisor, third party service providers, and counterparties), sectors, industries, markets, securities and commodity exchanges, currencies, interest and inflation rates, credit ratings, investor sentiment, and other factors affecting the value of the Fund's investments. These factors can cause substantial market volatility, exchange trading suspensions and closures, changes in the availability of and the margin

requirements for certain instruments, and can impact the ability of the Fund to complete redemptions and otherwise affect Fund performance and Fund trading in the secondary market. A widespread crisis would also affect the global economy in ways that cannot necessarily be foreseen. How long such events will last and whether they will continue or recur cannot be predicted. Impacts from these could have a significant impact on the Fund's performance, resulting in losses to your investment.

• **Risk that Current Assumptions and Expectations Could Become Outdated As a Result of Global Economic Shock** —

The onset of the novel coronavirus (COVID-19) has caused significant shocks to global financial markets and economies, with many governments taking extreme actions to slow and contain the spread of COVID-19. These actions have had, and likely will continue to have, a severe economic impact on global economies as economic activity in some instances has essentially ceased. Financial markets across the globe are experiencing severe distress at least equal to what was experienced during the global financial crisis in 2008. In March 2020, U.S. equity markets entered a bear market in the fastest such move in the history of U.S. financial markets. During much of 2020, the unemployment rate in the U.S. has been extremely high by historical standards. It is not possible to predict when unemployment and market conditions will return to more normal levels. The global economic shocks being experienced as of the date hereof may cause the underlying assumptions and expectations of the Fund to become outdated quickly or inaccurate, resulting in significant losses.

- **Non-Diversification Risk** — The Fund is classified as “non-diversified” under the Investment Company Act of 1940, as amended (“1940 Act”). This means it has the ability to invest a relatively high percentage of its assets in the securities of a small number of issuers or in financial instruments with a single counterparty or a few counterparties. This may increase the Fund's volatility and increase the risk that the Fund's performance will decline based on the performance of a single issuer or the credit of a single counterparty. This risk may be particularly acute if the Index is comprised of a small number of securities.

- **Index Performance Risk** — The Index maintained by a third party provider unaffiliated with the Fund or ProFund Advisors. There can be no guarantee or assurance that the methodology used by the third party provider to create the Index will result in the Fund achieving positive returns. Further, there can be no guarantee that the methodology underlying the Index or the daily calculation of the Index will be free from error. It is also possible that the value of the Index may be subject to intentional manipulation by third-party market participants. The Index used by the Fund may underperform other asset classes and may underperform other similar indices. Each of these factors could have a negative impact on the performance of the Fund.

- **Active Investor Risk** — The Fund permits short-term trading of its securities. A significant portion of assets invested in the Fund may come from professional money managers and investors who use the Fund as part of active trading or tactical asset allocation strategies. These strategies often call for frequent trading to take advantage of anticipated changes in market conditions, which could increase portfolio turnover and may result in additional costs for the Fund. In addition, large movements of assets into and out of the Fund may have a negative impact on the Fund's ability to achieve its investment objective or maintain a consistent level of operating expenses. In certain circumstances, the Fund's expense ratio may vary from current estimates or the historical ratio disclosed in this Prospectus.

- **Early Close/Late Close/Trading Halt Risk** — An exchange or market may close early, close late or issue trading halts on specific securities or financial instruments. As a result, the ability to trade certain securities or financial instruments may be restricted, which may result in the Fund being unable to trade those and other related financial instruments at all. In these circumstances, the Fund may be unable to rebalance its portfolio, may be unable to accurately price its investments and/or may incur substantial trading losses.

- **Liquidity Risk** — In certain circumstances, such as the disruption of the orderly markets for the financial instruments in which the Fund invests, the Fund might not be able to acquire or dispose of certain holdings quickly or at prices that represent true market value in the judgment of ProFund Advisors. Markets for the financial instruments in which the Fund invests may be disrupted by a number of events, including but not limited to economic crises, political crises, health crises, natural disasters, excessive volatility, new legislation, or regulatory changes inside or outside of the U.S. For example, regulation limiting the ability of certain financial institutions to invest in certain financial instruments would likely reduce the liquidity of those instruments. These situations may prevent the Fund from limiting losses, realizing gains or achieving a high leveraged correlation with the Index.

- **Portfolio Turnover Risk** — The Fund may incur high portfolio turnover to manage the Fund's investment exposure. Additionally, active trading of the Fund's shares may cause more frequent purchase and sales activities that could, in certain circumstances, increase the number of portfolio transactions. High levels of portfolio transactions increase brokerage and other transaction costs and may result in increased taxable capital gains. Each of these factors could have a negative impact on the performance of the Fund.

- **Tax Risk** — In order to qualify for the special tax treatment accorded a regulated investment company (“RIC”) and its shareholders, the Fund must derive at least 90% of its gross income for each taxable year from “qualifying income,” meet certain asset diversification tests at the end of each taxable quarter, and meet annual distribution requirements. The

Fund's pursuit of its investment strategies will potentially be limited by the Fund's intention to qualify for such treatment and could adversely affect the Fund's ability to so qualify. The Fund can make certain investments, the treatment of which for these purposes is unclear. If, in any year, the Fund were to fail to qualify for the special tax treatment accorded a RIC and its shareholders, and were ineligible to or were not to cure such failure, the Fund would be taxed in the same manner as an ordinary corporation subject to U.S. federal income tax on all its income at the fund level. The resulting taxes could substantially reduce the Fund's net assets and the amount of income available for distribution. In addition, in order to requalify for taxation as a RIC, the Fund could be required to recognize unrealized gains, pay substantial taxes and interest, and make certain distributions. Please see the Statement of Additional Information for more information.

- **Valuation Risk** — In certain circumstances (e.g., if ProFund Advisors believes market quotations do not accurately reflect the fair value of an investment, or a trading halt closes an exchange or market early), ProFund Advisors may, in its sole discretion, choose to determine a fair value price as the basis for determining the market value of such investment for such day. The fair value of an investment determined by ProFund Advisors may be different from other value determinations of the same investment. Portfolio investments that are valued using techniques other than market quotations, including "fair valued" investments, may be subject to greater fluctuation in their value from one day to the next than would be the case if market quotations were used. In addition, there is no assurance that the Fund could sell a portfolio investment for the value established for it at any time, and it is possible that the Fund would incur a loss because a portfolio investment is sold at a discount to its established value.

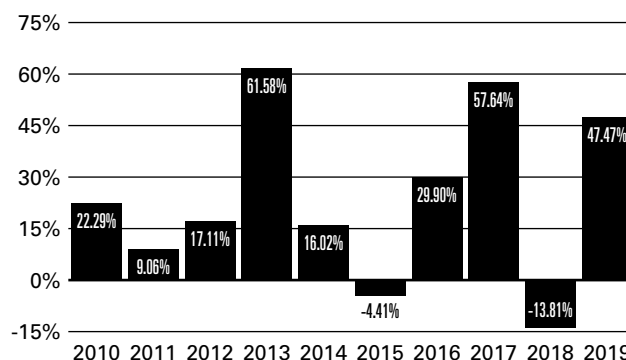
Please see "Investment Objectives, Principal Investment Strategies and Related Risks" in the Fund's Prospectus for additional details.

Investment Results

The bar chart below shows how the Fund's investment results for Investor Class shares have varied from year to year, and the table shows how the Fund's average annual total returns for various periods compare with a broad measure of market performance. Performance for Service Class shares would differ to the extent their fees and expenses differ. This information provides some indication of the risks of investing in the Fund. In addition, the Fund's performance information reflects applicable fee waivers and/or expense limitations, if any, in effect during the periods presented. Absent such fee waivers/expense limitations, if any, performance would have been lower. Past results (before and

after taxes) are not predictive of future results. Updated information on the Fund's results can be obtained by visiting the Fund's website (www.profund.com).

Annual Returns as of December 31



Best Quarter (ended 12/31/2011): **24.40%**

Worst Quarter (ended 9/30/2011): **-24.07%**

The year-to-date return as of the most recent quarter, which ended September 30, 2020, was -16.68%.

Average Annual Total Returns

As of December 31, 2019

	One Year	Five Years	Ten Years	Inception Date
Investor Class Shares				6/3/2002
– Before Taxes	47.47%	20.00%	21.97%	
– After Taxes on Distributions	46.74%	19.68%	21.80%	
– After Taxes on Distributions and Sale of Shares	28.53%	16.27%	19.14%	
Service Class Shares	46.00%	18.81%	20.76%	6/3/2002
Dow Jones Industrial Average^{®1}	25.34%	12.59%	13.40%	

1 Reflects no deduction for fees, expenses or taxes. Adjusted to reflect the reinvestment of dividends paid by issuers in the Index.

Average annual total returns are shown on a before- and after-tax basis for Investor Class shares only. After-tax returns for Service Class shares will vary. After-tax returns are calculated using the historical highest individual federal marginal income tax rates and do not reflect the impact of state and local taxes. Actual after-tax returns depend on an investor's tax situation and may differ from those shown. After-tax returns shown are not relevant to investors who hold the Fund's shares through tax-deferred arrangements, such as a retirement account. After-tax returns may exceed the return before taxes due to a tax benefit from realizing a capital loss on a sale of shares.

Annual returns are required to be shown and should not be interpreted as suggesting that the Fund should or should not be held for longer periods of time.

Management

The Fund is advised by ProFund Advisors. Michael Neches, Senior Portfolio Manager, and Devin Sullivan, Portfolio Manager, have jointly and primarily managed the Fund since October 2013 and April 2018, respectively.

Purchase and Sale of Fund Shares

The **minimum initial investment** amounts for all classes, which may be waived at the discretion of the Fund, are:

- \$5,000 for accounts that list a financial professional.
- \$15,000 for self-directed accounts.

You may purchase, redeem or exchange Fund shares on any day which the New York Stock Exchange is open for business. Depending on where your account is held, you may redeem your shares by contacting your financial professional or the Fund by mail, telephone, wire transfer or on-line (www.profund.com).

Tax Information

The Fund's distributions generally are taxable, and will be taxed as ordinary income, qualified dividend income or capital gains, unless you are investing through a tax-advantaged arrangement, such as a 401(k) plan or an individual retirement account. You may be taxed later upon withdrawal of monies from such tax-advantaged arrangements.

The Fund intends to distribute income, if any, and capital gains, if any, at least annually.

Payments to Broker-Dealers and Other Financial Intermediaries

If you purchase Fund shares through a financial intermediary, such as a broker-dealer or investment adviser, the Fund and its distributor may pay the intermediary for the sale of Fund shares and related services. These payments may create a conflict of interest by influencing the broker-dealer or other financial intermediary to recommend the Fund over another investment. Ask your financial intermediary or visit your financial intermediary's website for more information.

Important Information About the Fund

UltraEmerging Markets ProFund (the “Fund”) seeks daily investment results, before fees and expenses, that correspond to two times (2x) the return of the S&P/BNY Mellon Emerging Markets 50 ADRSM Index (the “Index”) **for a single day**, not for any other period. A “single day” is measured from the time the Fund calculates its net asset value (“NAV”) to the time of the Fund’s next NAV calculation. **The return of the Fund for periods longer than a single day will be the result of its return for each day compounded over the period.** The Fund’s returns for periods longer than a single day will very likely differ in amount, and possibly even direction, from the Fund’s stated multiple (2x) times the return of the Index for the same period. For periods longer than a single day, the Fund will lose money if the Index’s performance is flat, and it is possible that the Fund will lose money even if the level of the Index rises. Longer holding periods, higher Index volatility, and greater leveraged exposure each exacerbate the impact of compounding on an investor’s returns. During periods of higher Index volatility, the volatility of the Index may affect the Fund’s return as much as or more than the return of the Index.

The Fund presents different risks than other types of funds. The Fund uses leverage and is riskier than similarly benchmarked funds that do not use leverage. The Fund may not be suitable for all investors and should be used only by knowledgeable investors who understand the consequences of seeking daily leveraged (2x) investment results, including the impact of compounding on Fund performance. Investors in the Fund should actively manage and monitor their investments, as frequently as daily. An investor in the Fund could potentially lose the full principal value of their investment within a single day.

Investment Objective

The Fund seeks daily investment results, before fees and expenses, that correspond to two times (2x) the daily performance of the Index. **The Fund does not seek to achieve its stated investment objective over a period of time greater than a single day.**

Fees and Expenses of the Fund

The table below describes the fees and expenses that you may pay if you buy, hold, and sell shares of the Fund. You may pay other fees, such as brokerage commissions and other fees to financial intermediaries, which are not reflected in the tables and examples below.

Shareholder Fees

(fees paid directly from your investment)

Wire Fee \$10

Annual Fund Operating Expenses

(expenses that you pay each year as a percentage of the value of your investment)

	Investor Class	Service Class
Investment Advisory Fees	0.75%	0.75%
Distribution and Service (12b-1) Fees	0.00%	1.00%
Other Expenses	1.19%	1.19%

Total Annual Fund Operating Expenses Before Fee Waivers and Expense Reimbursements

	1.94%	2.94%
Fee Waivers/Reimbursements ¹	-0.16%	-0.16%

Total Annual Fund Operating Expenses After Fee Waivers and Expense Reimbursements

1.78%	2.78%
--------------	--------------

¹ ProFund Advisors LLC (“ProFund Advisors”) has contractually agreed to waive Investment Advisory and Management Services Fees and to reimburse Other Expenses to the extent Total Annual Fund Operating Expenses Before Fee Waivers and Expense Reimbursements, as a percentage of average daily net assets, exceed 1.78% for Investor Class shares and 2.78% for Service Class shares through November 30, 2021. After such date, the expense limitation may be terminated or revised by ProFund Advisors. Amounts waived or reimbursed in a particular contractual period may be recouped by ProFund Advisors within three years of the end of that contractual period, however, such recoupment will be limited to the lesser of any expense limitation in place at the time of recoupment or the expense limitation in place at the time of waiver or reimbursement.

Example: This example is intended to help you compare the cost of investing in the Fund with the cost of investing in other funds.

The example assumes that you invest \$10,000 in the Fund for the time periods indicated and then redeem all of your shares at the end of each period. The example also assumes that your investment has a 5% return each year and that the Fund’s operating expenses remain the same, except that the fee waiver/expense reimbursement is assumed only to pertain to the first year. Although your actual costs may be higher or lower, based on these assumptions your approximate costs would be:

	1Year	3Years	5Years	10Years
Investor Class	\$181	\$594	\$1,032	\$2,251
Service Class	\$281	\$895	\$1,534	\$3,250

The Fund pays transaction and financing costs associated with the purchase and sale of securities and derivatives. These costs are not reflected in the table or the example above.

Portfolio Turnover

The Fund pays transaction costs, such as commissions, when it buys and sells securities (or “turns over” its portfolio). A higher portfolio turnover rate may indicate higher transaction costs and may result in higher taxes when the Fund’s shares are held in a taxable account. These costs, which are not reflected in the Annual Fund Operating Expenses or in the example above, affect the Fund’s performance. During the most recent fiscal year, the Fund’s annual portfolio turnover rate was 240% of the average value of its entire portfolio. This portfolio turnover rate is calculated without regard to cash instruments or derivatives transactions. If such transactions were included, the Fund’s portfolio turnover rate would be significantly higher.

Principal Investment Strategies

The Fund invests in financial instruments that ProFund Advisors believes, in combination, should produce daily returns consistent with the Fund’s investment objective.

The Index is constructed and maintained by S&P Dow Jones Indices LLC. The Index is a free float-adjusted, market capitalization-weighted index. The Index is designed to track the performance of a basket of companies who are domiciled in an emerging market of an emerging market country and who also have a level II or III ADR program, New York Shares or Global Registered Shares listed with the New York Stock Exchange or Nasdaq. Securities eligible for inclusion in the Index are evaluated to ensure their overall consistency with the character, design and purpose of the Index, which is to further its use as an effective benchmark. Decisions regarding additions to and removals from the Index are guided by certain pre-existing objective criteria. As of the date of this prospectus, the Index consists of the following emerging market countries: Brazil, China, Chile, India, Indonesia, Mexico, South Africa, South Korea and Taiwan. The Index is published under the Bloomberg ticker symbol “BKTEM.”

The Fund will invest principally in the financial instruments set forth below. The Fund expects that its cash balances maintained in connection with the use of financial instruments will typically be held in money market instruments.

- **Equity Securities** — The Fund invests in common stock issued by public companies.
- **Depository Receipts** — The Fund may invest in depository receipts, which principally include:
 - **American Depositary Receipts (ADRs)**, which represent the right to receive securities of foreign issuers deposited in a bank or trust company and are an alternative to purchasing the underlying securities in their national markets and currencies
 - **Global Depositary Receipts (GDRs)**, which are receipts for shares in a foreign-based corporation traded in capital markets around the world.
- **Derivatives** — The Fund invests in derivatives, which are financial instruments whose value is derived from the value of

an underlying asset or assets, such as stocks, bonds, funds (including exchange-traded funds (“ETFs”)), interest rates or indexes. The Fund invests in derivatives as a substitute for investing directly in securities in order to seek returns for a single day that are leveraged (2x) to the returns of the Index for that day. These derivatives principally include:

- **Swap Agreements** — Contracts entered into primarily with major global financial institutions for a specified period ranging from a day to more than one year. In a standard “swap” transaction, two parties agree to exchange the return (or differentials in rates of return) earned or realized on particular predetermined investments or instruments. The gross return to be exchanged or “swapped” between the parties is calculated with respect to a “notional amount,” e.g., the return on or change in value of a particular dollar amount invested in a “basket” of securities or an ETF representing a particular index.
- **Money Market Instruments** — The Fund invests in short-term cash instruments that have a remaining maturity of 397 days or less and exhibit high quality credit profiles, for example:
 - **U.S. Treasury Bills** — U.S. government securities that have initial maturities of one year or less, and are supported by the full faith and credit of the U.S. government.
 - **Repurchase Agreements** — Contracts in which a seller of securities, usually U.S. government securities or other money market instruments, agrees to buy the securities back at a specified time and price. Repurchase agreements are primarily used by the Fund as a short-term investment vehicle for cash positions.

ProFund Advisors uses a mathematical approach to investing. Using this approach, ProFund Advisors determines the type, quantity and mix of investment positions that it believes, in combination, the Fund should hold to produce daily returns consistent with the daily Fund’s investment objective. The Fund may invest in or gain exposure to only a representative sample of the securities in the Index or to securities not contained in the Index or in financial instruments, with the intent of obtaining exposure with aggregate characteristics similar to those of a multiple of the single day returns of the Index. In managing the assets of the Fund, ProFund Advisors does not invest the assets of the Fund in securities or financial instruments based on ProFund Advisors’ view of the investment merit of a particular security, instrument, or company, nor does it conduct conventional investment research or analysis or forecast market movement or trends. The Fund seeks to remain fully invested at all times in securities and/or financial instruments that, in combination, provide leveraged exposure to the single day returns of the Index, consistent with its investment objective, without regard to market conditions, trends or direction. The Fund seeks investment results for a single day only, measured as the time the

Fund calculates its NAV to the next time the Fund calculates its NAV, and not for any other period.

The Fund seeks to engage in daily rebalancing to position its portfolio so that its exposure to the Index is consistent with the Fund's daily investment objective. The time and manner in which the Fund rebalances its portfolio may vary from day to day at the discretion of ProFund Advisors, depending on market conditions and other circumstances. The Index's movements during the day will affect whether the Fund's portfolio needs to be rebalanced. For example, if the Index has risen on a given day, net assets of the Fund should rise (assuming there were no share redemptions). As a result, the Fund's exposure will need to be increased. Conversely, if the Index has fallen on a given day, net assets of the Fund should fall (assuming there were no shares issued). As a result, the Fund's exposure will need to be decreased.

Daily rebalancing and the compounding of each day's return over time means that the return of the Fund for a period longer than a single day will be the result of each day's returns compounded over the period, which will very likely differ in amount, and possibly even direction, from two times (2x) the return of the Index for the same period. The Fund will lose money if the Index's performance is flat over time, and the Fund can lose money regardless of the performance of the Index, as a result of daily rebalancing, the Index's volatility, compounding of each day's return and other factors. See "Principal Risks" below.

The Fund will concentrate or focus its investments in a particular industry or group of industries, country or region to approximately the same extent the Index is so concentrated or focused.

As of July 31, 2020, the Index was concentrated in the retailing industry group and was focused in the semiconductors & semiconductor equipment industry group. Additionally, the Index was concentrated in China and was focused in Taiwan.

Please see "Investment Objectives, Principal Investment Strategies and Related Risks" in the Fund's Prospectus for additional details.

Principal Risks

You may lose the full principal value of your investment within a single day.

The principal risks described below are intended to provide information about the factors likely to have a significant adverse impact on the Fund's returns and consequently the value of an investment in the Fund. The risks are presented in an order intended to facilitate readability and their order does not imply that the realization of one risk is more likely to occur than another risk or likely to have a greater adverse impact than another risk.

- **Risks Associated with the Use of Derivatives** — Investing in derivatives may be considered aggressive and may expose the Fund to greater risks and may result in larger losses or smaller gains than investing directly in the reference asset(s)

underlying those derivatives. These risks include counterparty risk, liquidity risk and increased correlation risk. When the Fund uses derivatives, there may be imperfect correlation between the value of the reference asset(s) underlying the derivative (e.g., the Index) and the derivative, which may prevent the Fund from achieving its investment objective. Because derivatives often require only a limited initial investment, the use of derivatives also may expose the Fund to losses in excess of those amounts initially invested. The Fund may use a combination of swaps on the Index and swaps on an ETF that is designed to track the performance of the Index. The performance of an ETF may not track the performance of the Index due to embedded costs and other factors. Thus, to the extent the Fund invests in swaps that use an ETF as the reference asset, the Fund may be subject to greater correlation risk and may not achieve as high a degree of correlation with the Index as it would if the Fund only used swaps on the Index. Moreover, with respect to the use of swap agreements, if the Index has a dramatic intraday move that causes a material decline in the Fund's net assets, the terms of a swap agreement between the Fund and its counterparty may permit the counterparty to immediately close out the transaction with the Fund. In that event, the Fund may be unable to enter into another swap agreement or invest in other derivatives to achieve the desired exposure consistent with the Fund's investment objective. This, in turn, may prevent the Fund from achieving its investment objective, even if the Index reverses all or a portion of its intraday move by the end of the day. As a result, the value of an investment in the Fund may change quickly and without warning. Any costs associated with using derivatives will also have the effect of lowering the Fund's return.

- **Leverage Risk** — The Fund obtains investment exposure in excess of its assets in seeking to achieve its investment objective — a form of leverage — and will lose more money in market environments adverse to its daily objective than a similar fund that does not employ such leverage. The use of such leverage increases the risk of a total loss of an investor's investment. For example, because the Fund includes a multiplier of two times (2x) the Index, a single day movement in the Index approaching 50% at any point in the day could result in the total loss of an investor's investment if that movement is contrary to the investment objective of the Fund, even if the Index subsequently moves in an opposite direction, eliminating all or a portion of the earlier movement. This would be the case with any such single day movements in the Index, even if the Index maintains a level greater than zero at all times. In addition, the use of leverage may increase the volatility of the Fund and magnify any differences between the performance of the Fund and the Index.
- **Compounding Risk** — The Fund has a single day investment objective, and the Fund's performance for any other period is the result of its return for each day compounded over the

period. The performance of the Fund for periods longer than a single day will very likely differ in amount, and possibly even direction, from two times (2x) the daily return of the Index for the same period, before accounting for fees and expenses. Compounding affects all investments, but has a more significant impact on a leveraged fund. This effect becomes more pronounced as Index volatility and holding periods increase. Fund performance for a period longer than a single day can be estimated given any set of assumptions for the following factors: (a) Index volatility; (b) Index performance; (c) period of time; (d) financing rates associated with leveraged exposure; (e) other Fund expenses; and (f) dividends or interest paid with respect to securities in the Index. The chart below illustrates the impact of two principal factors — Index volatility and Index performance — on Fund performance. The chart shows estimated Fund returns for a number of combinations of Index volatility and Index performance over a one-year period. Actual volatility, Index and Fund performance may differ significantly from the chart below. Performance shown in the chart assumes: (a) no dividends paid with respect to securities included in the Index; (b) no Fund expenses; and (c) borrowing/lending rates (to obtain leveraged exposure) of zero percent. If Fund expenses and/or actual borrowing/lending rates were reflected, the Fund's performance would be different than shown.

Areas shaded darker represent those scenarios where the Fund can be expected to return less than two times (2x) the performance of the Index.

Estimated Fund Returns

Index Performance		One Year Volatility Rate				
One Year Index	Two times (2x) the One Year Index	10%	25%	50%	75%	100%
-60%	-120%	-84.2%	-85.0%	-87.5%	-90.9%	-94.1%
-50%	-100%	-75.2%	-76.5%	-80.5%	-85.8%	-90.8%
-40%	-80%	-64.4%	-66.2%	-72.0%	-79.5%	-86.8%
-30%	-60%	-51.5%	-54.0%	-61.8%	-72.1%	-82.0%
-20%	-40%	-36.6%	-39.9%	-50.2%	-63.5%	-76.5%
-10%	-20%	-19.8%	-23.9%	-36.9%	-53.8%	-70.2%
0%	0%	-1.0%	-6.1%	-22.1%	-43.0%	-63.2%
10%	20%	19.8%	13.7%	-5.8%	-31.1%	-55.5%
20%	40%	42.6%	35.3%	12.1%	-18.0%	-47.0%
30%	60%	67.3%	58.8%	31.6%	-3.7%	-37.8%
40%	80%	94.0%	84.1%	52.6%	11.7%	-27.9%
50%	100%	122.8%	111.4%	75.2%	28.2%	-17.2%
60%	120%	153.5%	140.5%	99.4%	45.9%	-5.8%

The foregoing table is intended to isolate the effect of Index volatility and Index performance on the return of the Fund and is not a representation of actual returns. For example, the

Fund may incorrectly be expected to achieve a -40% return on a yearly basis if the Index return were -20%, absent the effects of compounding. As the table shows, with Index volatility of 50%, the Fund could be expected to return -50.2% under such a scenario. The Fund's actual returns may be significantly better or worse than the returns shown above as a result of any of the factors discussed above or in "Principal Risks — Correlation Risk" below.

The Index's annualized historical volatility rate for the five-year period ended July 31, 2020 was 22.63%. The Index's highest July to July volatility rate during the five-year period was 32.81% (July 31, 2020). The Index's annualized total return performance for the five-year period ended July 31, 2020 was 9.1%. Historical Index volatility and performance are not indications of what the Index volatility and performance will be in the future. The volatility of U.S. exchange-traded securities or instruments that reflect the value of the Index may differ from the volatility of the Index.

For additional graphs and charts demonstrating the effects of Index volatility and Index performance on the long-term performance of the Fund, see "Understanding the Risks and Long-Term Performance of Daily Objective Funds — The Impact of Compounding" in the Fund's Prospectus and "Special Note Regarding the Correlation Risks of Geared Funds" in the Fund's Statement of Additional Information.

- **Correlation Risk** — A number of factors may affect the Fund's ability to achieve a high degree of leveraged correlation with the Index, and there is no guarantee that the Fund will achieve a high degree of leveraged correlation. Failure to achieve a high degree of leveraged correlation may prevent the Fund from achieving its investment objective, and the percentage change of the Fund's NAV each day may differ, perhaps significantly in amount, and possibly even direction, from two times (2x) the percentage change of the Index on such day.

In order to achieve a high degree of leveraged correlation with the Index, the Fund seeks to rebalance its portfolio daily to keep exposure consistent with its investment objective. Being materially under- or overexposed to the Index may prevent the Fund from achieving a high degree of leveraged correlation with the Index and may expose the Fund to greater leverage risk. Market disruptions or closure, regulatory restrictions, market volatility, illiquidity in the markets for the financial instruments in which the Fund invests, and other factors will adversely affect the Fund's ability to adjust exposure to requisite levels. The target amount of portfolio exposure is impacted dynamically by the Index's movements, including intraday movements. Because of this, it is unlikely that the Fund will have perfect leveraged (2x) exposure during the day or at the end of each day and the likelihood of being

materially under- or overexposed is higher on days when the Index is volatile, particularly when the Index is volatile at or near the close of the trading day.

A number of other factors may also adversely affect the Fund's leveraged correlation with the Index, including fees, expenses, transaction costs, financing costs associated with the use of derivatives, income items, valuation methodology, accounting standards and disruptions or illiquidity in the markets for the securities or financial instruments in which the Fund invests. The Fund may not have investment exposure to all of the securities in the Index, or its weighting of investment exposure to securities may be different from that of the Index. In addition, the Fund may invest in securities not included in the Index. The Fund may take or refrain from taking positions in order to improve tax efficiency, comply with regulatory restrictions, or for other reasons, each of which may negatively affect the Fund's correlation with the Index. The Fund may also be subject to large movements of assets into and out of the Fund, potentially resulting in the Fund being under- or overexposed to the Index and may be impacted by Index reconstitutions and Index rebalancing events. Additionally, the Fund's underlying investments and/or reference assets may trade on markets that may not be open on the same day as the Fund, which may cause a difference between the changes in the daily performance of the Fund and changes in the level of the Index. Any of these factors could decrease correlation between the performance of the Fund and the Index and may hinder the Fund's ability to meet its daily investment objective on or around that day.

- **Rebalancing Risk** — If for any reason the Fund is unable to rebalance all or a portion of its portfolio, or if all or a portion of the portfolio is rebalanced incorrectly, the Fund's investment exposure may not be consistent with the Fund's investment objective. In these instances, the Fund may have investment exposure to the Index that is significantly greater or less than its stated multiple. As a result, the Fund may be more exposed to leverage risk than if it had been properly rebalanced and may not achieve its investment objective.
- **Counterparty Risk** — Investing in derivatives and repurchase agreements involves entering into contracts with third parties (i.e., counterparties). The use of derivatives involves risks that are different from those associated with ordinary portfolio securities transactions. The Fund will be subject to credit risk (i.e., the risk that a counterparty is or is perceived to be unwilling or unable to make timely payments or otherwise meet its contractual obligations) with respect to the amount it expects to receive from counterparties to derivatives and repurchase agreements entered into by the Fund. If a counterparty becomes bankrupt or fails to perform its obligations, or if any collateral posted by the counterparty for the benefit of the Fund is insufficient or there are delays in the Fund's ability to access such collateral, the value of an investment in the Fund may decline.

- **Exposure to Foreign Investments/Emerging Markets** — Exposure to securities of foreign issuers may provide the Fund with increased risk. Various factors related to foreign investments may negatively impact the Fund's and the Index's performance, such as: i) fluctuations in the value of the applicable foreign currency; ii) differences in securities settlement practices; iii) uncertainty associated with evidence of ownership of investments in countries that lack centralized custodial services; iv) possible regulation of, or other limitations on, investments by U.S. investors in foreign investments; v) potentially higher brokerage commissions; vi) the possibility that a foreign government may withhold portions of interest and dividends at the source; vii) taxation of income earned in foreign countries or other foreign taxes imposed; viii) foreign exchange controls, which may include suspension of the ability to transfer currency from a foreign country; ix) less publicly available information about foreign issuers; x) changes in the denomination currency of a foreign investment; and xi) less certain legal systems in which the Fund may encounter difficulties or be unable to pursue legal remedies. Foreign investments also may be more susceptible to political, social, economic and regional factors than may be the case with U.S. securities. In addition, markets for foreign investments are usually less liquid, more volatile and significantly smaller than markets for U.S. securities, which may affect, among other things, the Fund's ability to purchase or sell foreign investments at appropriate times and prices. Because of differences in settlement times and/or foreign market holidays, transactions in a foreign market may take place one or more days after the necessary exposure to these investments is determined. Until the transactions are effected, the Fund is exposed to increased foreign currency risk and market risk and, ultimately, increased correlation risk.

Because the Fund's foreign investment exposure may include issuers domiciled in developing or "emerging market" countries, all the aforementioned factors are heightened and foreign investments risk is higher. Economic, business, political, or social instability may adversely affect the value of emerging market investments more acutely than investments tied to developed foreign countries. Furthermore any of these developments may result in a decline in the value of a country's currency. Emerging markets are riskier than more developed markets because they may develop unevenly or may never fully develop. Investments in emerging markets are considered speculative.

- **Equity and Market Risk** — Equity markets are volatile, and the value of securities, swaps, futures and other instruments correlated with equity markets may fluctuate dramatically from day to day. Equity markets are subject to corporate, political, regulatory, market and economic developments, as well as developments that impact specific economic sectors, industries or segments of the market. Further, stocks in the Index may underperform other equity investments. Volatility

in the markets and/or market developments may cause the value of an investment in the Fund to decrease over short or long periods of time.

- **Exposure to Foreign Currency Risk** — Investments linked to or denominated in foreign currencies are exposed to additional risk factors versus those investments denominated in U.S. dollars and linked to U.S. investments. The value of an investment linked to or denominated in a foreign currency could change significantly as foreign currencies strengthen or weaken relative to the U.S. dollar. Devaluations of a currency by a government or banking authority may also have significant impact on the value of any investments linked to or denominated in that currency. Risks related to foreign currencies also include those related to economic or political developments, market inefficiencies or a higher risk that essential investment information may be incomplete, unavailable, or inaccurate. Foreign currency losses could offset or exceed any potential gains, or add to losses, in the related investments. Currency markets are also generally not as regulated as securities markets. In addition, in order to transact in foreign investments, the Fund may exchange and hold foreign currencies. Regulatory fees or higher custody fees may be imposed on foreign currency holdings.
- **Geographic Concentration Risk** — Because the Fund focuses its investments in particular foreign countries or geographic regions, it may be more volatile than a more geographically diversified fund. The performance of the Fund will be affected by the political, social and economic conditions in those foreign countries and geographic regions and subject to the related risks.
- **Concentration and Focused Investing** — The Index may concentrate (i.e., composed of securities that represent 25 percent or more of the value of the Index) or focus (i.e., composed of securities that represent a substantial portion of its value, but less than 25 percent) in an industry or group of industries. The Fund will allocate its investments to approximately the same extent as the Index. As a result, the Fund may be subject to greater market fluctuations than a fund that is more broadly invested across industries. Financial, economic, business, regulatory conditions, and other developments affecting issuers in a particular industry or group of industries will have a greater effect on the Fund, and if securities of the particular industry or group of industries as a group fall out of favor, the Fund could underperform, or its net asset value may be more volatile than, funds that have greater industry diversification.
- **Exposure to Large-Cap Company Investment Risk** — Although returns on investments in large-cap companies are often perceived as being less volatile than the returns of companies with smaller market capitalizations, the return on large-cap securities could trail the returns on investments in smaller and mid-sized companies for a number of reasons. For example, large-cap companies may be unable to respond quickly to new competitive challenges, such as changes in

technology, and also may not be able to attain the high growth rate of successful smaller companies.

- **Natural Disaster/Epidemic Risk** — Natural or environmental disasters, such as earthquakes, fires, floods, hurricanes, tsunamis and other severe weather-related phenomena generally, and widespread disease, including pandemics and epidemics (for example, the novel coronavirus COVID-19), have been and can be highly disruptive to economies and markets and have recently led, and may continue to lead, to increased market volatility and significant market losses. Such natural disaster and health crises could exacerbate political, social, and economic risks, and result in significant breakdowns, delays, shutdowns, social isolation, and other disruptions to important global, local and regional supply chains affected, with potential corresponding results on the operating performance of the Fund and its investments. A climate of uncertainty and panic, including the contagion of infectious viruses or diseases, may adversely affect global, regional, and local economies and reduce the availability of potential investment opportunities, and increases the difficulty of performing due diligence and modeling market conditions, potentially reducing the accuracy of financial projections. Under these circumstances, the Fund may have difficulty achieving its investment objectives which may adversely impact Fund performance. Further, such events can be highly disruptive to economies and markets, significantly disrupt the operations of individual companies (including, but not limited to, the Fund's investment advisor, third party service providers, and counterparties), sectors, industries, markets, securities and commodity exchanges, currencies, interest and inflation rates, credit ratings, investor sentiment, and other factors affecting the value of the Fund's investments. These factors can cause substantial market volatility, exchange trading suspensions and closures, changes in the availability of and the margin requirements for certain instruments, and can impact the ability of the Fund to complete redemptions and otherwise affect Fund performance and Fund trading in the secondary market. A widespread crisis would also affect the global economy in ways that cannot necessarily be foreseen. How long such events will last and whether they will continue or recur cannot be predicted. Impacts from these could have a significant impact on the Fund's performance, resulting in losses to your investment.
- **Risk that Current Assumptions and Expectations Could Become Outdated As a Result of Global Economic Shock** — The onset of the novel coronavirus (COVID-19) has caused significant shocks to global financial markets and economies, with many governments taking extreme actions to slow and contain the spread of COVID-19. These actions have had, and likely will continue to have, a severe economic impact on global economies as economic activity in some instances has essentially ceased. Financial markets across the globe are experiencing severe distress at least equal to what was

experienced during the global financial crisis in 2008. In March 2020, U.S. equity markets entered a bear market in the fastest such move in the history of U.S. financial markets. During much of 2020, the unemployment rate in the U.S. has been extremely high by historical standards. It is not possible to predict when unemployment and market conditions will return to more normal levels. The global economic shocks being experienced as of the date hereof may cause the underlying assumptions and expectations of the Fund to become outdated quickly or inaccurate, resulting in significant losses.

- **Non-Diversification Risk** — The Fund is classified as “non-diversified” under the Investment Company Act of 1940, as amended (“1940 Act”). This means it has the ability to invest a relatively high percentage of its assets in the securities of a small number of issuers or in financial instruments with a single counterparty or a few counterparties. This may increase the Fund’s volatility and increase the risk that the Fund’s performance will decline based on the performance of a single issuer or the credit of a single counterparty. This risk may be particularly acute if the Index is comprised of a small number of securities.
- **Index Performance Risk** — The Index maintained by a third party provider unaffiliated with the Fund or ProFund Advisors. There can be no guarantee or assurance that the methodology used by the third party provider to create the Index will result in the Fund achieving positive returns. Further, there can be no guarantee that the methodology underlying the Index or the daily calculation of the Index will be free from error. It is also possible that the value of the Index may be subject to intentional manipulation by third-party market participants. The Index used by the Fund may underperform other asset classes and may underperform other similar indices. Each of these factors could have a negative impact on the performance of the Fund.
- **Active Investor Risk** — The Fund permits short-term trading of its securities. A significant portion of assets invested in the Fund may come from professional money managers and investors who use the Fund as part of active trading or tactical asset allocation strategies. These strategies often call for frequent trading to take advantage of anticipated changes in market conditions, which could increase portfolio turnover and may result in additional costs for the Fund. In addition, large movements of assets into and out of the Fund may have a negative impact on the Fund’s ability to achieve its investment objective or maintain a consistent level of operating expenses. In certain circumstances, the Fund’s expense ratio may vary from current estimates or the historical ratio disclosed in this Prospectus.
- **Early Close/Late Close/Trading Halt Risk** — An exchange or market may close early, close late or issue trading halts on specific securities or financial instruments. As a result, the ability to trade certain securities or financial instruments may be restricted, which may result in the Fund being unable to

trade those and other related financial instruments at all. In these circumstances, the Fund may be unable to rebalance its portfolio, may be unable to accurately price its investments and/or may incur substantial trading losses.

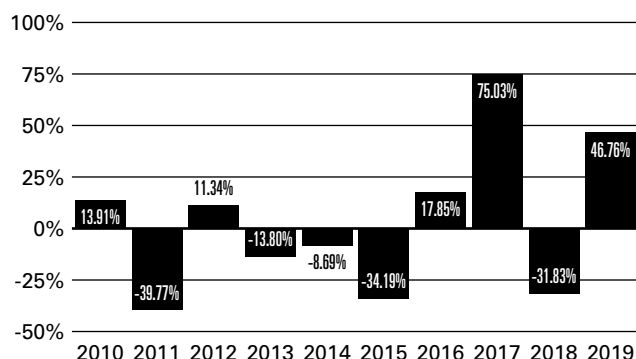
- **Liquidity Risk** — In certain circumstances, such as the disruption of the orderly markets for the financial instruments in which the Fund invests, the Fund might not be able to acquire or dispose of certain holdings quickly or at prices that represent true market value in the judgment of ProFund Advisors. Markets for the financial instruments in which the Fund invests may be disrupted by a number of events, including but not limited to economic crises, political crises, health crises, natural disasters, excessive volatility, new legislation, or regulatory changes inside or outside of the U.S. For example, regulation limiting the ability of certain financial institutions to invest in certain financial instruments would likely reduce the liquidity of those instruments. These situations may prevent the Fund from limiting losses, realizing gains or achieving a high leveraged correlation with the Index.
- **Portfolio Turnover Risk** — The Fund may incur high portfolio turnover to manage the Fund’s investment exposure. Additionally, active trading of the Fund’s shares may cause more frequent purchase and sales activities that could, in certain circumstances, increase the number of portfolio transactions. High levels of portfolio transactions increase brokerage and other transaction costs and may result in increased taxable capital gains. Each of these factors could have a negative impact on the performance of the Fund.
- **Tax Risk** — In order to qualify for the special tax treatment accorded a regulated investment company (“RIC”) and its shareholders, the Fund must derive at least 90% of its gross income for each taxable year from “qualifying income,” meet certain asset diversification tests at the end of each taxable quarter, and meet annual distribution requirements. The Fund’s pursuit of its investment strategies will potentially be limited by the Fund’s intention to qualify for such treatment and could adversely affect the Fund’s ability to so qualify. The Fund can make certain investments, the treatment of which for these purposes is unclear. If, in any year, the Fund were to fail to qualify for the special tax treatment accorded a RIC and its shareholders, and were ineligible to or were not to cure such failure, the Fund would be taxed in the same manner as an ordinary corporation subject to U.S. federal income tax on all its income at the fund level. The resulting taxes could substantially reduce the Fund’s net assets and the amount of income available for distribution. In addition, in order to requalify for taxation as a RIC, the Fund could be required to recognize unrealized gains, pay substantial taxes and interest, and make certain distributions. Please see the Statement of Additional Information for more information.
- **Valuation Risk** — In certain circumstances (e.g., if ProFund Advisors believes market quotations do not accurately reflect the fair value of an investment, or a trading halt closes an exchange or market early), ProFund Advisors may, in its sole

discretion, choose to determine a fair value price as the basis for determining the market value of such investment for such day. The fair value of an investment determined by ProFund Advisors may be different from other value determinations of the same investment. Portfolio investments that are valued using techniques other than market quotations, including “fair valued” investments, may be subject to greater fluctuation in their value from one day to the next than would be the case if market quotations were used. In addition, there is no assurance that the Fund could sell a portfolio investment for the value established for it at any time, and it is possible that the Fund would incur a loss because a portfolio investment is sold at a discount to its established value.

Please see “Investment Objectives, Principal Investment Strategies and Related Risks” in the Fund’s Prospectus for additional details.

Investment Results

The bar chart below shows how the Fund’s investment results for Investor Class shares have varied from year to year, and the table shows how the Fund’s average annual total returns for various periods compare with a broad measure of market performance. Performance for Service Class shares would differ to the extent their fees and expenses differ. This information provides some indication of the risks of investing in the Fund. In addition, the Fund’s performance information reflects applicable fee waivers and/or expense limitations, if any, in effect during the periods presented. Absent such fee waivers/expense limitations, if any, performance would have been lower. Past results (before and after taxes) are not predictive of future results. Updated information on the Fund’s results can be obtained by visiting the Fund’s website (www.profunds.com).

Annual Returns as of December 31

Best Quarter (ended 12/31/2019): **33.89%**

Worst Quarter (ended 9/30/2011): **-41.29%**

The year-to-date return as of the most recent quarter, which ended September 30, 2020, was -0.05%.

Average Annual Total Returns

As of December 31, 2019

	One Year	Five Years	Ten Years	Inception Date
Investor Class Shares				4/19/2006
– Before Taxes	46.76%	6.31%	-2.01%	
– After Taxes on Distributions	46.76%	6.27%	-2.04%	
– After Taxes on Distributions and Sale of Shares	27.68%	4.94%	-1.50%	
Service Class Shares	45.26%	5.25%	-3.00%	4/19/2006
S&P/BNY Mellon Emerging 50 ADR Index (USD)¹	25.43%	6.70%	2.48%	

¹ Reflects no deduction for fees, expenses or taxes. Returns are gross returns that do not reflect the reduction of any withholding taxes, and are adjusted to reflect the reinvestment of dividends paid by companies in the Index.

Average annual total returns are shown on a before- and after-tax basis for Investor Class shares only. After-tax returns for Service Class shares will vary. After-tax returns are calculated using the historical highest individual federal marginal income tax rates and do not reflect the impact of state and local taxes. Actual after-tax returns depend on an investor's tax situation and may differ from those shown. After-tax returns shown are not relevant to investors who hold the Fund's shares through tax-deferred arrangements, such as a retirement account. After-tax returns may exceed the return before taxes due to a tax benefit from realizing a capital loss on a sale of shares.

Annual returns are required to be shown and should not be interpreted as suggesting that the Fund should or should not be held for longer periods of time.

Management

The Fund is advised by ProFund Advisors. Alexander Ilyasov, Senior Portfolio Manager, and Scott Hanson, Portfolio Manager, have jointly and primarily managed the Fund since August 2020 and August 2016, respectively.

Purchase and Sale of Fund Shares

The **minimum initial investment** amounts for all classes, which may be waived at the discretion of the Fund, are:

- \$5,000 for accounts that list a financial professional.
- \$15,000 for self-directed accounts.

You may purchase, redeem or exchange Fund shares on any day which the New York Stock Exchange is open for business. Depending on where your account is held, you may redeem your shares by contacting your financial professional or the Fund by mail, telephone, wire transfer or on-line (www.profund.com).

Tax Information

The Fund's distributions generally are taxable, and will be taxed as ordinary income, qualified dividend income or capital gains, unless you are investing through a tax-advantaged arrangement, such as a 401(k) plan or an individual retirement account. You may be taxed later upon withdrawal of monies from such tax-advantaged arrangements.

The Fund intends to distribute income, if any, and capital gains, if any, at least annually.

Payments to Broker-Dealers and Other Financial Intermediaries

If you purchase Fund shares through a financial intermediary, such as a broker-dealer or investment adviser, the Fund and its distributor may pay the intermediary for the sale of Fund shares and related services. These payments may create a conflict of interest by influencing the broker-dealer or other financial intermediary to recommend the Fund over another investment. Ask your financial intermediary or visit your financial intermediary's website for more information.

Important Information About the Fund

UltraInternational ProFund (the “Fund”) seeks daily investment results, before fees and expenses, that correspond to two times (2x) the return of the MSCI EAFE Index (the “Index”) **for a single day**, not for any other period. A “single day” is measured from the time the Fund calculates its net asset value (“NAV”) to the time of the Fund’s next NAV calculation. **The return of the Fund for periods longer than a single day will be the result of its return for each day compounded over the period. The Fund’s returns for periods longer than a single day will very likely differ in amount, and possibly even direction, from the Fund’s stated multiple (2x) times the return of the Index for the same period. For periods longer than a single day, the Fund will lose money if the Index’s performance is flat, and it is possible that the Fund will lose money even if the level of the Index rises.** Longer holding periods, higher Index volatility, and greater leveraged exposure each exacerbate the impact of compounding on an investor’s returns. During periods of higher Index volatility, the volatility of the Index may affect the Fund’s return as much as or more than the return of the Index.

The Fund presents different risks than other types of funds. The Fund uses leverage and is riskier than similarly benchmarked funds that do not use leverage. The Fund may not be suitable for all investors and should be used only by knowledgeable investors who understand the consequences of seeking daily leveraged (2x) investment results, including the impact of compounding on Fund performance. Investors in the Fund should actively manage and monitor their investments, as frequently as daily. An investor in the Fund could potentially lose the full principal value of their investment within a single day.

The percentage change of the Fund’s net asset value (“NAV”) per share each day may differ, perhaps significantly, from two times (2x) the percentage change of the Index on that day. This is due primarily to the time difference in determining the level of the Index (11:30 a.m., Eastern Time) and valuation of the Fund (4:00 p.m., Eastern Time).

Due to differences in trading hours between U.S. and foreign markets and because the level of the Index may be determined using prices obtained at times other than the Fund’s NAV calculation time, the percentage change of the Fund’s NAV per share may differ, perhaps significantly, from two times (2x) the percentage change of the Index on a given day. As such, correlation to the Index will generally be measured by comparing the daily change in the Fund’s NAV per share to the performance of one or more U.S. exchange-traded securities or financial instruments that reflect the values of the securities underlying the Index as of the Fund’s NAV calculation time.

Investment Objective

The Fund seeks daily investment results, before fees and expenses, that correspond to two times (2x) the daily performance of the Index. **The Fund does not seek to achieve**

its stated investment objective over a period of time greater than a single day.

The Fund determines its success in meeting this investment objective by comparing its daily return on a given day with two times (2x) the daily performance of MSCI EAFE futures contracts traded in the United States.

Fees and Expenses of the Fund

The table below describes the fees and expenses that you may pay if you buy, hold, and sell shares of the Fund. You may pay other fees, such as brokerage commissions and other fees to financial intermediaries, which are not reflected in the tables and examples below.

Shareholder Fees

(fees paid directly from your investment)

Wire Fee \$10

Annual Fund Operating Expenses

(expenses that you pay each year as a percentage of the value of your investment)

	Investor Class	Service Class
Investment Advisory Fees	0.75%	0.75%
Distribution and Service (12b-1) Fees	0.00%	1.00%
Other Expenses	<u>1.86%</u>	<u>1.86%</u>

Total Annual Fund Operating Expenses Before Fee Waivers and Expense Reimbursements

	2.61%	3.61%
Fee Waivers/Reimbursements ¹	<u>-0.83%</u>	<u>-0.83%</u>

Total Annual Fund Operating Expenses After Fee Waivers and Expense Reimbursements

	<u><u>1.78%</u></u>	<u><u>2.78%</u></u>
--	---------------------	---------------------

1 ProFund Advisors LLC (“ProFund Advisors”) has contractually agreed to waive Investment Advisory and Management Services Fees and to reimburse Other Expenses to the extent Total Annual Fund Operating Expenses Before Fee Waivers and Expense Reimbursements, as a percentage of average daily net assets, exceed 1.78% for Investor Class shares and 2.78% for Service Class shares through November 30, 2021. After such date, the expense limitation may be terminated or revised by ProFund Advisors. Amounts waived or reimbursed in a particular contractual period may be recouped by ProFund Advisors within three years of the end of that contractual period, however, such recoupment will be limited to the lesser of any expense limitation in place at the time of recoupment or the expense limitation in place at the time of waiver or reimbursement.

Example: This example is intended to help you compare the cost of investing in the Fund with the cost of investing in other funds.

The example assumes that you invest \$10,000 in the Fund for the time periods indicated and then redeem all of your shares at the end of each period. The example also assumes that your investment has a 5% return each year and that the Fund’s operating expenses remain the same, except that the fee waiver/expense reimbursement is assumed only to pertain to the first

year. Although your actual costs may be higher or lower, based on these assumptions your approximate costs would be:

	1 Year	3 Years	5 Years	10 Years
Investor Class	\$181	\$733	\$1,311	\$2,883
Service Class	\$281	\$1,029	\$1,799	\$3,817

The Fund pays transaction and financing costs associated with the purchase and sale of securities and derivatives. These costs are not reflected in the table or the example above.

Portfolio Turnover

The Fund pays transaction costs, such as commissions, when it buys and sells securities (or “turns over” its portfolio). A higher portfolio turnover rate may indicate higher transaction costs and may result in higher taxes when the Fund’s shares are held in a taxable account. These costs, which are not reflected in the Annual Fund Operating Expenses or in the example above, affect the Fund’s performance. During the most recent fiscal year, the Fund’s annual portfolio turnover rate was 0% of the average value of its entire portfolio. This portfolio turnover rate is calculated without regard to cash instruments or derivatives transactions. If such transactions were included, the Fund’s portfolio turnover rate would be significantly higher.

Principal Investment Strategies

The Fund invests in financial instruments that ProFund Advisors believes, in combination, should produce daily returns consistent with the Fund’s investment objective.

The Index is constructed and maintained by MSCI Inc. The Index includes 85% of the free float-adjusted, market capitalization in each industry group in developed market countries, excluding the U.S. and Canada. As of June 20, 2020, the Index consisted of the following 21 developed market country indexes: Australia, Austria, Belgium, Denmark, Finland, France, Germany, Hong Kong, Ireland, Israel, Italy, Japan, the Netherlands, New Zealand, Norway, Portugal, Singapore, Spain, Sweden, Switzerland, and the United Kingdom. The Index is published under the Bloomberg ticker symbol “MXEA.”

The Fund will invest principally in the financial instruments set forth below. The Fund expects that its cash balances maintained in connection with the use of financial instruments will typically be held in money market instruments.

- **Derivatives** — The Fund invests in derivatives, which are financial instruments whose value is derived from the value of an underlying asset or assets, such as stocks, bonds, funds (including exchange-traded funds (“ETFs”)), interest rates or indexes. The Fund invests in derivatives as a substitute for investing directly in securities in order to seek returns for a single day that are leveraged (2x) to the returns of the Index for that day. These derivatives principally include:

- **Swap Agreements** — Contracts entered into primarily with major global financial institutions for a specified period ranging from a day to more than one year. In a standard “swap” transaction, two parties agree to

exchange the return (or differentials in rates of return) earned or realized on particular predetermined investments or instruments. The gross return to be exchanged or “swapped” between the parties is calculated with respect to a “notional amount,” e.g., the return on or change in value of a particular dollar amount invested in a “basket” of securities or an ETF representing a particular index.

- **Futures Contracts** — Standardized contracts traded on, or subject to the rules of, an exchange that call for the future delivery of a specified quantity and type of asset at a specified time and place or, alternatively, may call for cash settlement.
- **Money Market Instruments** — The Fund invests in short-term cash instruments that have a remaining maturity of 397 days or less and exhibit high quality credit profiles, for example:
 - **U.S. Treasury Bills** — U.S. government securities that have initial maturities of one year or less, and are supported by the full faith and credit of the U.S. government.
 - **Repurchase Agreements** — Contracts in which a seller of securities, usually U.S. government securities or other money market instruments, agrees to buy the securities back at a specified time and price. Repurchase agreements are primarily used by the Fund as a short-term investment vehicle for cash positions.

ProFund Advisors uses a mathematical approach to investing. Using this approach, ProFund Advisors determines the type, quantity and mix of investment positions that it believes, in combination, the Fund should hold to produce daily returns consistent with the daily Fund’s investment objective. The Fund may invest in or gain exposure to only a representative sample of the securities in the Index or to securities not contained in the Index or in financial instruments, with the intent of obtaining exposure with aggregate characteristics similar to those of a multiple of the single day returns of the Index. In managing the assets of the Fund, ProFund Advisors does not invest the assets of the Fund in securities or financial instruments based on ProFund Advisors’ view of the investment merit of a particular security, instrument, or company, nor does it conduct conventional investment research or analysis or forecast market movement or trends. The Fund seeks to remain fully invested at all times in securities and/or financial instruments that, in combination, provide leveraged exposure to the single day returns of the Index, consistent with its investment objective, without regard to market conditions, trends or direction. The Fund seeks investment results for a single day only, measured as the time the Fund calculates its NAV to the next time the Fund calculates its NAV, and not for any other period.

The Fund seeks to engage in daily rebalancing to position its portfolio so that its exposure to the Index is consistent with the

Fund's daily investment objective. The time and manner in which the Fund rebalances its portfolio may vary from day to day at the discretion of ProFund Advisors, depending on market conditions and other circumstances. The Index's movements during the day will affect whether the Fund's portfolio needs to be rebalanced. For example, if the Index has risen on a given day, net assets of the Fund should rise (assuming there were no share redemptions). As a result, the Fund's exposure will need to be increased. Conversely, if the Index has fallen on a given day, net assets of the Fund should fall (assuming there were no shares issued). As a result, the Fund's exposure will need to be decreased.

Daily rebalancing and the compounding of each day's return over time means that the return of the Fund for a period longer than a single day will be the result of each day's returns compounded over the period, which will very likely differ in amount, and possibly even direction, from two times (2x) the return of the Index for the same period. The Fund will lose money if the Index's performance is flat over time, and the Fund can lose money regardless of the performance of the Index, as a result of daily rebalancing, the Index's volatility, compounding of each day's return and other factors. See "Principal Risks" below.

The Fund will concentrate or focus its investments in a particular industry or group of industries, country or region to approximately the same extent the Index is so concentrated or focused. As of July 31, 2020, the Index was not concentrated in an industry group, but was focused in the financials industry group. The Index was also focused in Japan.

Please see "Investment Objectives, Principal Investment Strategies and Related Risks" in the Fund's Prospectus for additional details.

Principal Risks

You may lose the full principal value of your investment within a single day.

The principal risks described below are intended to provide information about the factors likely to have a significant adverse impact on the Fund's returns and consequently the value of an investment in the Fund. The risks are presented in an order intended to facilitate readability and their order does not imply that the realization of one risk is more likely to occur than another risk or likely to have a greater adverse impact than another risk.

- **Risks Associated with the Use of Derivatives** — Investing in derivatives may be considered aggressive and may expose the Fund to greater risks and may result in larger losses or smaller gains than investing directly in the reference asset(s) underlying those derivatives. These risks include counterparty risk, liquidity risk and increased correlation risk. When the Fund uses derivatives, there may be imperfect correlation between the value of the reference asset(s) underlying the derivative (e.g., the Index) and the derivative, which may prevent the Fund from achieving its investment objective. Because derivatives often require only a limited initial

investment, the use of derivatives also may expose the Fund to losses in excess of those amounts initially invested. The Fund may use a combination of swaps on the Index and swaps on an ETF that is designed to track the performance of the Index. The performance of an ETF may not track the performance of the Index due to embedded costs and other factors. Thus, to the extent the Fund invests in swaps that use an ETF as the reference asset, the Fund may be subject to greater correlation risk and may not achieve as high a degree of correlation with the Index as it would if the Fund only used swaps on the Index. Moreover, with respect to the use of swap agreements, if the Index has a dramatic intraday move that causes a material decline in the Fund's net assets, the terms of a swap agreement between the Fund and its counterparty may permit the counterparty to immediately close out the transaction with the Fund. In that event, the Fund may be unable to enter into another swap agreement or invest in other derivatives to achieve the desired exposure consistent with the Fund's investment objective. This, in turn, may prevent the Fund from achieving its investment objective, even if the Index reverses all or a portion of its intraday move by the end of the day. As a result, the value of an investment in the Fund may change quickly and without warning. Any costs associated with using derivatives will also have the effect of lowering the Fund's return.

- **Leverage Risk** — The Fund obtains investment exposure in excess of its assets in seeking to achieve its investment objective — a form of leverage — and will lose more money in market environments adverse to its daily objective than a similar fund that does not employ such leverage. The use of such leverage increases the risk of a total loss of an investor's investment. For example, because the Fund includes a multiplier of two times (2x) the Index, a single day movement in the Index approaching 50% at any point in the day could result in the total loss of an investor's investment if that movement is contrary to the investment objective of the Fund, even if the Index subsequently moves in an opposite direction, eliminating all or a portion of the earlier movement. This would be the case with any such single day movements in the Index, even if the Index maintains a level greater than zero at all times. In addition, the use of leverage may increase the volatility of the Fund and magnify any differences between the performance of the Fund and the Index.
- **Compounding Risk** — The Fund has a single day investment objective, and the Fund's performance for any other period is the result of its return for each day compounded over the period. The performance of the Fund for periods longer than a single day will very likely differ in amount, and possibly even direction, from two times (2x) the daily return of the Index for the same period, before accounting for fees and expenses. Compounding affects all investments, but has a more significant impact on a leveraged fund. This effect becomes more pronounced as Index volatility and holding periods increase. Fund performance for a period longer than a single

day can be estimated given any set of assumptions for the following factors: (a) Index volatility; (b) Index performance; (c) period of time; (d) financing rates associated with leveraged exposure; (e) other Fund expenses; and (f) dividends or interest paid with respect to securities in the Index. The chart below illustrates the impact of two principal factors — Index volatility and Index performance — on Fund performance. The chart shows estimated Fund returns for a number of combinations of Index volatility and Index performance over a one-year period. Actual volatility, Index and Fund performance may differ significantly from the chart below. Performance shown in the chart assumes: (a) no dividends paid with respect to securities included in the Index; (b) no Fund expenses; and (c) borrowing/lending rates (to obtain leveraged exposure) of zero percent. If Fund expenses and/or actual borrowing/lending rates were reflected, the Fund's performance would be different than shown.

Areas shaded darker represent those scenarios where the Fund can be expected to return less than two times (2x) the performance of the Index.

Estimated Fund Returns						
Index Performance		One Year Volatility Rate				
One Year Index	Two times (2x) the One Year Index	10%	25%	50%	75%	100%
-60%	-120%	-84.2%	-85.0%	-87.5%	-90.9%	-94.1%
-50%	-100%	-75.2%	-76.5%	-80.5%	-85.8%	-90.8%
-40%	-80%	-64.4%	-66.2%	-72.0%	-79.5%	-86.8%
-30%	-60%	-51.5%	-54.0%	-61.8%	-72.1%	-82.0%
-20%	-40%	-36.6%	-39.9%	-50.2%	-63.5%	-76.5%
-10%	-20%	-19.8%	-23.9%	-36.9%	-53.8%	-70.2%
0%	0%	-1.0%	-6.1%	-22.1%	-43.0%	-63.2%
10%	20%	19.8%	13.7%	-5.8%	-31.1%	-55.5%
20%	40%	42.6%	35.3%	12.1%	-18.0%	-47.0%
30%	60%	67.3%	58.8%	31.6%	-3.7%	-37.8%
40%	80%	94.0%	84.1%	52.6%	11.7%	-27.9%
50%	100%	122.8%	111.4%	75.2%	28.2%	-17.2%
60%	120%	153.5%	140.5%	99.4%	45.9%	-5.8%

The foregoing table is intended to isolate the effect of Index volatility and Index performance on the return of the Fund and is not a representation of actual returns. For example, the Fund may incorrectly be expected to achieve a -40% return on a yearly basis if the Index return were -20%, absent the effects of compounding. As the table shows, with Index volatility of 50%, the Fund could be expected to return -50.2% under such a scenario. The Fund's actual returns may be significantly better or worse than the returns shown above as a result of any of the factors discussed above or in "Principal Risks — Correlation Risk" below.

The Index's annualized historical volatility rate for the five-year period ended July 31, 2020 was 15.05%. The Index's

highest May to May volatility rate during the five-year period was 22.64% (July 31, 2020). The Index's annualized total return performance for the five-year period ended July 31, 2020 was 2.1%. Historical Index volatility and performance are not indications of what the Index volatility and performance will be in the future. The volatility of U.S. exchange-traded securities or instruments that reflect the value of the Index may differ from the volatility of the Index.

For additional graphs and charts demonstrating the effects of Index volatility and Index performance on the long-term performance of the Fund, see "Understanding the Risks and Long-Term Performance of Daily Objective Funds — The Impact of Compounding" in the Fund's Prospectus and "Special Note Regarding the Correlation Risks of Geared Funds" in the Fund's Statement of Additional Information.

- **Correlation Risk** — A number of factors may affect the Fund's ability to achieve a high degree of leveraged correlation with the Index, and there is no guarantee that the Fund will achieve a high degree of leveraged correlation. Failure to achieve a high degree of leveraged correlation may prevent the Fund from achieving its investment objective, and the percentage change of the Fund's NAV each day may differ, perhaps significantly in amount, and possibly even direction, from two times (2x) the percentage change of the Index on such day.

In order to achieve a high degree of leveraged correlation with the Index, the Fund seeks to rebalance its portfolio daily to keep exposure consistent with its investment objective. Being materially under- or overexposed to the Index may prevent the Fund from achieving a high degree of leveraged correlation with the Index and may expose the Fund to greater leverage risk. Market disruptions or closure, regulatory restrictions, market volatility, illiquidity in the markets for the financial instruments in which the Fund invests, and other factors will adversely affect the Fund's ability to adjust exposure to requisite levels. The target amount of portfolio exposure is impacted dynamically by the Index's movements, including intraday movements. Because of this, it is unlikely that the Fund will have perfect leveraged (2x) exposure during the day or at the end of each day and the likelihood of being materially under- or overexposed is higher on days when the Index is volatile, particularly when the Index is volatile at or near the close of the trading day.

A number of other factors may also adversely affect the Fund's leveraged correlation with the Index, including fees, expenses, transaction costs, financing costs associated with the use of derivatives, income items, valuation methodology, accounting standards and disruptions or illiquidity in the markets for the securities or financial instruments in which the Fund invests. The Fund may not have investment exposure to all of the securities in the Index, or its weighting of investment exposure to securities may be different from that of the Index.

In addition, the Fund may invest in securities not included in the Index. The Fund may take or refrain from taking positions in order to improve tax efficiency, comply with regulatory restrictions, or for other reasons, each of which may negatively affect the Fund's correlation with the Index. The Fund may also be subject to large movements of assets into and out of the Fund, potentially resulting in the Fund being under- or overexposed to the Index and may be impacted by Index reconstitutions and Index rebalancing events. Additionally, the Fund's underlying investments and/or reference assets may trade on markets that may not be open on the same day as the Fund, which may cause a difference between the changes in the daily performance of the Fund and changes in the level of the Index. Any of these factors could decrease correlation between the performance of the Fund and the Index and may hinder the Fund's ability to meet its daily investment objective on or around that day. Also, the Fund will measure its correlation to the performance of one or more ETFs. It is important to note that correlation to these ETFs may vary from the correlation to the Index due to embedded costs and other factors.

- **Rebalancing Risk** — If for any reason the Fund is unable to rebalance all or a portion of its portfolio, or if all or a portion of the portfolio is rebalanced incorrectly, the Fund's investment exposure may not be consistent with the Fund's investment objective. In these instances, the Fund may have investment exposure to the Index that is significantly greater or less than its stated multiple. As a result, the Fund may be more exposed to leverage risk than if it had been properly rebalanced and may not achieve its investment objective.
- **Counterparty Risk** — Investing in derivatives and repurchase agreements involves entering into contracts with third parties (i.e., counterparties). The use of derivatives involves risks that are different from those associated with ordinary portfolio securities transactions. The Fund will be subject to credit risk (i.e., the risk that a counterparty is or is perceived to be unwilling or unable to make timely payments or otherwise meet its contractual obligations) with respect to the amount it expects to receive from counterparties to derivatives and repurchase agreements entered into by the Fund. If a counterparty becomes bankrupt or fails to perform its obligations, or if any collateral posted by the counterparty for the benefit of the Fund is insufficient or there are delays in the Fund's ability to access such collateral, the value of an investment in the Fund may decline.

The counterparty to a listed futures contract is the clearing organization for the listed future, which is held through a futures commission merchant ("FCM") acting on behalf of the Fund. Consequently, the counterparty risk on a listed futures contract is the creditworthiness of the FCM and the exchange's clearing corporation.

- **Exposure to Foreign Investments** — Exposure to securities of foreign issuers may provide the Fund with increased risk. Various factors related to foreign investments may negatively

impact the Fund's and the Index's performance, such as: i) fluctuations in the value of the applicable foreign currency; ii) differences in securities settlement practices; iii) uncertainty associated with evidence of ownership of investments in countries that lack centralized custodial services; iv) possible regulation of, or other limitations on, investments by U.S. investors in foreign investments; v) potentially higher brokerage commissions; vi) the possibility that a foreign government may withhold portions of interest and dividends at the source; vii) taxation of income earned in foreign countries or other foreign taxes imposed; viii) foreign exchange controls, which may include suspension of the ability to transfer currency from a foreign country; ix) less publicly available information about foreign issuers; x) changes in the denomination currency of a foreign investment; and xi) less certain legal systems in which the Fund may encounter difficulties or be unable to pursue legal remedies. Foreign investments also may be more susceptible to political, social, economic and regional factors than may be the case with U.S. securities. In addition, markets for foreign investments are usually less liquid, more volatile and significantly smaller than markets for U.S. securities, which may affect, among other things, the Fund's ability to purchase or sell foreign investments at appropriate times and prices. Because of differences in settlement times and/or foreign market holidays, transactions in a foreign market may take place one or more days after the necessary exposure to these investments is determined. Until the transactions are effected, the Fund is exposed to increased foreign currency risk and market risk and, ultimately, increased correlation risk.

- **Equity and Market Risk** — Equity markets are volatile, and the value of securities, swaps, futures and other instruments correlated with equity markets may fluctuate dramatically from day to day. Equity markets are subject to corporate, political, regulatory, market and economic developments, as well as developments that impact specific economic sectors, industries or segments of the market. Further, stocks in the Index may underperform other equity investments. Volatility in the markets and/or market developments may cause the value of an investment in the Fund to decrease over short or long periods of time.
- **Exposure to Foreign Currency Risk** — Investments linked to or denominated in foreign currencies are exposed to additional risk factors versus those investments denominated in U.S. dollars and linked to U.S. investments. The value of an investment linked to or denominated in a foreign currency could change significantly as foreign currencies strengthen or weaken relative to the U.S. dollar. Devaluations of a currency by a government or banking authority may also have significant impact on the value of any investments linked to or denominated in that currency. Risks related to foreign currencies also include those related to economic or political developments, market inefficiencies or a higher risk that essential investment information may be incomplete,

unavailable, or inaccurate. Foreign currency losses could offset or exceed any potential gains, or add to losses, in the related investments. Currency markets are also generally not as regulated as securities markets. In addition, in order to transact in foreign investments, the Fund may exchange and hold foreign currencies. Regulatory fees or higher custody fees may be imposed on foreign currency holdings.

- **Geographic Concentration Risk** — Because the Fund focuses its investments in particular foreign countries or geographic regions, it may be more volatile than a more geographically diversified fund. The performance of the Fund will be affected by the political, social and economic conditions in those foreign countries and geographic regions and subject to the related risks.
- **Concentration and Focused Investing** — The Index may concentrate (i.e., composed of securities that represent 25 percent or more of the value of the Index) or focus (i.e., composed of securities that represent a substantial portion of its value, but less than 25 percent) in an industry or group of industries. The Fund will allocate its investments to approximately the same extent as the Index. As a result, the Fund may be subject to greater market fluctuations than a fund that is more broadly invested across industries. Financial, economic, business, regulatory conditions, and other developments affecting issuers in a particular industry or group of industries will have a greater effect on the Fund, and if securities of the particular industry or group of industries as a group fall out of favor, the Fund could underperform, or its net asset value may be more volatile than, funds that have greater industry diversification.
- **Exposure to Large-Cap Company Investment Risk** — Although returns on investments in large-cap companies are often perceived as being less volatile than the returns of companies with smaller market capitalizations, the return on large-cap securities could trail the returns on investments in smaller and mid-sized companies for a number of reasons. For example, large-cap companies may be unable to respond quickly to new competitive challenges, such as changes in technology, and also may not be able to attain the high growth rate of successful smaller companies.
- **Natural Disaster/Epidemic Risk** — Natural or environmental disasters, such as earthquakes, fires, floods, hurricanes, tsunamis and other severe weather-related phenomena generally, and widespread disease, including pandemics and epidemics (for example, the novel coronavirus COVID-19), have been and can be highly disruptive to economies and markets and have recently led, and may continue to lead, to increased market volatility and significant market losses. Such natural disaster and health crises could exacerbate political, social, and economic risks, and result in significant breakdowns, delays, shutdowns, social isolation, and other disruptions to important global, local and regional supply chains affected, with potential corresponding results on the operating performance of the Fund and its

investments. A climate of uncertainty and panic, including the contagion of infectious viruses or diseases, may adversely affect global, regional, and local economies and reduce the availability of potential investment opportunities, and increases the difficulty of performing due diligence and modeling market conditions, potentially reducing the accuracy of financial projections. Under these circumstances, the Fund may have difficulty achieving its investment objectives which may adversely impact Fund performance. Further, such events can be highly disruptive to economies and markets, significantly disrupt the operations of individual companies (including, but not limited to, the Fund's investment advisor, third party service providers, and counterparties), sectors, industries, markets, securities and commodity exchanges, currencies, interest and inflation rates, credit ratings, investor sentiment, and other factors affecting the value of the Fund's investments. These factors can cause substantial market volatility, exchange trading suspensions and closures, changes in the availability of and the margin requirements for certain instruments, and can impact the ability of the Fund to complete redemptions and otherwise affect Fund performance and Fund trading in the secondary market. A widespread crisis would also affect the global economy in ways that cannot necessarily be foreseen. How long such events will last and whether they will continue or recur cannot be predicted. Impacts from these could have a significant impact on the Fund's performance, resulting in losses to your investment.

- **Risk that Current Assumptions and Expectations Could Become Outdated As a Result of Global Economic Shock** — The onset of the novel coronavirus (COVID-19) has caused significant shocks to global financial markets and economies, with many governments taking extreme actions to slow and contain the spread of COVID-19. These actions have had, and likely will continue to have, a severe economic impact on global economies as economic activity in some instances has essentially ceased. Financial markets across the globe are experiencing severe distress at least equal to what was experienced during the global financial crisis in 2008. In March 2020, U.S. equity markets entered a bear market in the fastest such move in the history of U.S. financial markets. During much of 2020, the unemployment rate in the U.S. has been extremely high by historical standards. It is not possible to predict when unemployment and market conditions will return to more normal levels. The global economic shocks being experienced as of the date hereof may cause the underlying assumptions and expectations of the Fund to become outdated quickly or inaccurate, resulting in significant losses.
- **Non-Diversification Risk** — The Fund is classified as “non-diversified” under the Investment Company Act of 1940, as amended (“1940 Act”). This means it has the ability to invest a relatively high percentage of its assets in the securities of a small number of issuers or in financial instruments with a

single counterparty or a few counterparties. This may increase the Fund's volatility and increase the risk that the Fund's performance will decline based on the performance of a single issuer or the credit of a single counterparty.

- **Index Performance Risk** — The Index maintained by a third party provider unaffiliated with the Fund or ProFund Advisors. There can be no guarantee or assurance that the methodology used by the third party provider to create the Index will result in the Fund achieving positive returns. Further, there can be no guarantee that the methodology underlying the Index or the daily calculation of the Index will be free from error. It is also possible that the value of the Index may be subject to intentional manipulation by third-party market participants. The Index used by the Fund may underperform other asset classes and may underperform other similar indices. Each of these factors could have a negative impact on the performance of the Fund.
- **Active Investor Risk** — The Fund permits short-term trading of its securities. A significant portion of assets invested in the Fund may come from professional money managers and investors who use the Fund as part of active trading or tactical asset allocation strategies. These strategies often call for frequent trading to take advantage of anticipated changes in market conditions, which could increase portfolio turnover and may result in additional costs for the Fund. In addition, large movements of assets into and out of the Fund may have a negative impact on the Fund's ability to achieve its investment objective or maintain a consistent level of operating expenses. In certain circumstances, the Fund's expense ratio may vary from current estimates or the historical ratio disclosed in this Prospectus.
- **Early Close/Late Close/Trading Halt Risk** — An exchange or market may close early, close late or issue trading halts on specific securities or financial instruments. As a result, the ability to trade certain securities or financial instruments may be restricted, which may result in the Fund being unable to trade those and other related financial instruments at all. In these circumstances, the Fund may be unable to rebalance its portfolio, may be unable to accurately price its investments and/or may incur substantial trading losses.
- **Liquidity Risk** — In certain circumstances, such as the disruption of the orderly markets for the financial instruments in which the Fund invests, the Fund might not be able to acquire or dispose of certain holdings quickly or at prices that represent true market value in the judgment of ProFund Advisors. Markets for the financial instruments in which the Fund invests may be disrupted by a number of events, including but not limited to economic crises, political crises, health crises, natural disasters, excessive volatility, new legislation, or regulatory changes inside or outside of the U.S. For example, regulation limiting the ability of certain financial institutions to invest in certain financial instruments would likely reduce the liquidity of those instruments. These situations may prevent the Fund from limiting losses, realizing gains or achieving a high leveraged correlation with the Index.
- **Portfolio Turnover Risk** — The Fund may incur high portfolio turnover to manage the Fund's investment exposure. Additionally, active trading of the Fund's shares may cause more frequent purchase and sales activities that could, in certain circumstances, increase the number of portfolio transactions. High levels of portfolio transactions increase brokerage and other transaction costs and may result in increased taxable capital gains. Each of these factors could have a negative impact on the performance of the Fund.
- **Tax Risk** — In order to qualify for the special tax treatment accorded a regulated investment company ("RIC") and its shareholders, the Fund must derive at least 90% of its gross income for each taxable year from "qualifying income," meet certain asset diversification tests at the end of each taxable quarter, and meet annual distribution requirements. The Fund's pursuit of its investment strategies will potentially be limited by the Fund's intention to qualify for such treatment and could adversely affect the Fund's ability to so qualify. The Fund can make certain investments, the treatment of which for these purposes is unclear. If, in any year, the Fund were to fail to qualify for the special tax treatment accorded a RIC and its shareholders, and were ineligible to or were not to cure such failure, the Fund would be taxed in the same manner as an ordinary corporation subject to U.S. federal income tax on all its income at the fund level. The resulting taxes could substantially reduce the Fund's net assets and the amount of income available for distribution. In addition, in order to requalify for taxation as a RIC, the Fund could be required to recognize unrealized gains, pay substantial taxes and interest, and make certain distributions. Please see the Statement of Additional Information for more information.
- **Valuation Risk** — In certain circumstances (e.g., if ProFund Advisors believes market quotations do not accurately reflect the fair value of an investment, or a trading halt closes an exchange or market early), ProFund Advisors may, in its sole discretion, choose to determine a fair value price as the basis for determining the market value of such investment for such day. The fair value of an investment determined by ProFund Advisors may be different from other value determinations of the same investment. Portfolio investments that are valued using techniques other than market quotations, including "fair valued" investments, may be subject to greater fluctuation in their value from one day to the next than would be the case if market quotations were used. In addition, there is no assurance that the Fund could sell a portfolio investment for

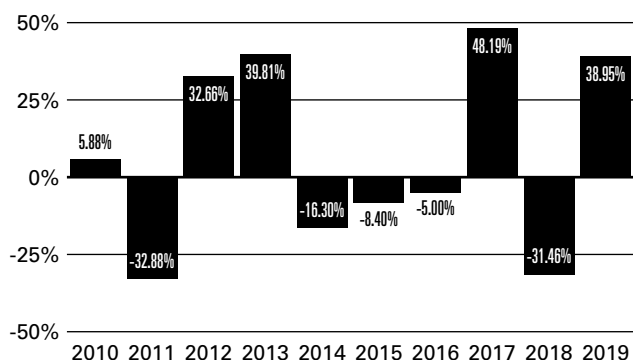
the value established for it at any time, and it is possible that the Fund would incur a loss because a portfolio investment is sold at a discount to its established value.

Please see “Investment Objectives, Principal Investment Strategies and Related Risks” in the Fund’s Prospectus for additional details.

Investment Results

The bar chart below shows how the Fund’s investment results for Investor Class shares have varied from year to year, and the table shows how the Fund’s average annual total returns for various periods compare with a broad measure of market performance. Performance for Service Class shares would differ to the extent their fees and expenses differ. This information provides some indication of the risks of investing in the Fund. In addition, the Fund’s performance information reflects applicable fee waivers and/or expense limitations, if any, in effect during the periods presented. Absent such fee waivers/expense limitations, if any, performance would have been lower. Past results (before and after taxes) are not predictive of future results. Updated information on the Fund’s results can be obtained by visiting the Fund’s website (www.profunds.com).

Annual Returns as of December 31



Best Quarter (ended 9/30/2010): **37.42%**

Worst Quarter (ended 9/30/2011): **-40.93%**

The year-to-date return as of the most recent quarter, which ended September 30, 2020, was -23.80%.

Average Annual Total Returns

As of December 31, 2019

	One Year	Five Years	Ten Years	Inception Date
Investor Class Shares				4/19/2006
– Before Taxes	38.95%	4.20%	3.08%	
– After Taxes on Distributions	38.95%	4.20%	3.08%	
– After Taxes on Distributions and Sale of Shares	23.06%	3.26%	2.42%	
Service Class Shares	37.66%	3.18%	2.07%	4/19/2006
MSCI EAFE® Index¹	22.01%	5.67%	5.50%	

¹ Reflects no deduction for fees, expenses or taxes. Returns are gross returns that do not reflect the reduction of any withholding taxes, and are adjusted to reflect the reinvestment of dividends paid by companies in the Index.

Average annual total returns are shown on a before- and after-tax basis for Investor Class shares only. After-tax returns for Service Class shares will vary. After-tax returns are calculated using the historical highest individual federal marginal income tax rates and do not reflect the impact of state and local taxes. Actual after-tax returns depend on an investor’s tax situation and may differ from those shown. After-tax returns shown are not relevant to investors who hold the Fund’s shares through tax-deferred arrangements, such as a retirement account. After-tax returns may exceed the return before taxes due to a tax benefit from realizing a capital loss on a sale of shares.

Annual returns are required to be shown and should not be interpreted as suggesting that the Fund should or should not be held for longer periods of time.

Management

The Fund is advised by ProFund Advisors. Alexander Ilyasov, Senior Portfolio Manager, and Scott Hanson, Portfolio Manager, have jointly and primarily managed the Fund since August 2020 and August 2016, respectively.

Purchase and Sale of Fund Shares

The **minimum initial investment** amounts for all classes, which may be waived at the discretion of the Fund, are:

- \$5,000 for accounts that list a financial professional.
- \$15,000 for self-directed accounts.

You may purchase, redeem or exchange Fund shares on any day which the New York Stock Exchange is open for business. Depending on where your account is held, you may redeem your shares by contacting your financial professional or the Fund by mail, telephone, wire transfer or on-line (www.profunds.com).

Tax Information

The Fund’s distributions generally are taxable, and will be taxed as ordinary income, qualified dividend income or capital gains, unless you are investing through a tax-advantaged arrangement, such as a 401(k) plan or an individual retirement account. You may be taxed later upon withdrawal of monies from such tax-advantaged arrangements.

The Fund intends to distribute income, if any, and capital gains, if any, at least annually.

Payments to Broker-Dealers and Other Financial Intermediaries

If you purchase Fund shares through a financial intermediary, such as a broker-dealer or investment adviser, the Fund and its distributor may pay the intermediary for the sale of Fund shares and related services. These payments may create a conflict of interest by influencing the broker-dealer or other financial intermediary to recommend the Fund over another investment. Ask your financial intermediary or visit your financial intermediary’s website for more information.

Important Information About the Fund

UltraJapan ProFund (the “Fund”) seeks daily investment results, before fees and expenses, that correspond to two times (2x) the return of the Nikkei 225 Stock Average (the “Index”) **for a single day**, not for any other period. A “single day” is measured from the time the Fund calculates its net asset value (“NAV”) to the time of the Fund’s next NAV calculation. **The return of the Fund for periods longer than a single day will be the result of its return for each day compounded over the period. The Fund’s returns for periods longer than a single day will very likely differ in amount, and possibly even direction, from the Fund’s stated multiple (2x) times the return of the Index for the same period. For periods longer than a single day, the Fund will lose money if the Index’s performance is flat, and it is possible that the Fund will lose money even if the level of the Index rises.** Longer holding periods, higher Index volatility, and greater leveraged exposure each exacerbate the impact of compounding on an investor’s returns. During periods of higher Index volatility, the volatility of the Index may affect the Fund’s return as much as or more than the return of the Index.

The Fund presents different risks than other types of funds. The Fund uses leverage and is riskier than similarly benchmarked funds that do not use leverage. The Fund may not be suitable for all investors and should be used only by knowledgeable investors who understand the consequences of seeking daily leveraged (2x) investment results, including the impact of compounding on Fund performance. Investors in the Fund should actively manage and monitor their investments, as frequently as daily. An investor in the Fund could potentially lose the full principal value of their investment within a single day.

The percentage change of the Fund’s net asset value (“NAV”) per share each day may differ, perhaps significantly, from two times (2x) the percentage change of the Index on that day. This is due primarily to the time difference in determining the level of the Index (3:00 p.m., Japan Standard Time) and valuation of the Fund (4:00 p.m., Eastern Time).

Due to differences in trading hours between U.S. and foreign markets and because the level of the Index may be determined using prices obtained at times other than the Fund’s NAV calculation time, the percentage change of the Fund’s NAV per share may differ, perhaps significantly, from two times (2x) the percentage change of the Index on a given day. As such, correlation to the Index will generally be measured by comparing the daily change in the Fund’s NAV per share to the performance of one or more U.S. exchange-traded securities or financial instruments that reflect the values of the securities underlying the Index as of the Fund’s NAV calculation time.

Investment Objective

The Fund seeks daily investment results, before fees and expenses, that correspond to two times (2x) the daily performance of the Index. **The Fund does not seek to achieve**

its stated investment objective over a period of time greater than a single day.

The Fund seeks to provide a return consistent with two times (2x) an investment in the component equities in the Index hedged to U.S. dollars. The Fund seeks to provide a return based solely on the local price return of the equity securities in the Index, without any effect from currency movements in the yen versus the U.S. dollar.

The Fund determines its success in meeting this investment objective by comparing its daily return on a given day with two times (2x) the daily performance of the dollar-denominated Nikkei 225 futures contracts traded in the United States.

Fees and Expenses of the Fund

The table below describes the fees and expenses that you may pay if you buy, hold, and sell shares of the Fund. You may pay other fees, such as brokerage commissions and other fees to financial intermediaries, which are not reflected in the tables and examples below.

Shareholder Fees

(fees paid directly from your investment)

Wire Fee \$10

Annual Fund Operating Expenses

(expenses that you pay each year as a percentage of the value of your investment)

	Investor Class	Service Class
Investment Advisory Fees	0.90%	0.90%
Distribution and Service (12b-1) Fees	0.00%	1.00%
Other Expenses	1.04%	1.04%

Total Annual Fund Operating Expenses Before Fee Waivers and Expense Reimbursements

	1.94%	2.94%
Fee Waivers/Reimbursements ¹	-0.16%	-0.16%

Total Annual Fund Operating Expenses After Fee Waivers and Expense Reimbursements

	<u>1.78%</u>	<u>2.78%</u>
--	--------------	--------------

¹ ProFund Advisors LLC (“ProFund Advisors”) has contractually agreed to waive Investment Advisory and Management Services Fees and to reimburse Other Expenses to the extent Total Annual Fund Operating Expenses Before Fee Waivers and Expense Reimbursements, as a percentage of average daily net assets, exceed 1.78% for Investor Class shares and 2.78% for Service Class shares through November 30, 2021. After such date, the expense limitation may be terminated or revised by ProFund Advisors. Amounts waived or reimbursed in a particular contractual period may be recouped by ProFund Advisors within three years of the end of that contractual period, however, such recoupment will be limited to the lesser of any expense limitation in place at the time of recoupment or the expense limitation in place at the time of waiver or reimbursement.

Example: This example is intended to help you compare the cost of investing in the Fund with the cost of investing in other funds.

The example assumes that you invest \$10,000 in the Fund for the time periods indicated and then redeem all of your shares at the end of each period. The example also assumes that your investment has a 5% return each year and that the Fund's operating expenses remain the same, except that the fee waiver/expense reimbursement is assumed only to pertain to the first year. Although your actual costs may be higher or lower, based on these assumptions your approximate costs would be:

	1 Year	3 Years	5 Years	10 Years
Investor Class	\$181	\$594	\$1,032	\$2,251
Service Class	\$281	\$895	\$1,534	\$3,250

The Fund pays transaction and financing costs associated with the purchase and sale of securities and derivatives. These costs are not reflected in the table or the example above.

Portfolio Turnover

The Fund pays transaction costs, such as commissions, when it buys and sells securities (or "turns over" its portfolio). A higher portfolio turnover rate may indicate higher transaction costs and may result in higher taxes when the Fund's shares are held in a taxable account. These costs, which are not reflected in the Annual Fund Operating Expenses or in the example above, affect the Fund's performance. During the most recent fiscal year, the Fund's annual portfolio turnover rate was 0% of the average value of its entire portfolio. This portfolio turnover rate is calculated without regard to cash instruments or derivatives transactions. If such transactions were included, the Fund's portfolio turnover rate would be significantly higher.

Principal Investment Strategies

The Fund invests in financial instruments that ProFund Advisors believes, in combination, should produce daily returns consistent with the Fund's investment objective.

The Index is constructed and maintained by Nihon Keizai Shimbun, Inc. The Index is a modified price-weighted index of the 225 most actively traded and liquid Japanese companies listed in the First Section of the Tokyo Stock Exchange ("TSE"). The Index is calculated from the prices of the 225 TSE First Section stocks selected to represent a broad cross-section of Japanese industries and the overall performance of the Japanese equity market. Companies in the Index are reviewed annually. Emphasis is placed on maintaining the Index's historical continuity while keeping the Index composed of stocks with high market liquidity. The sponsor consults with various market experts, considers company-specific information and the overall composition of the Index. The Index is published under the Bloomberg ticker symbol "NKY."

The Fund will invest principally in the financial instruments set forth below. The Fund expects that its cash balances maintained in connection with the use of financial instruments will typically be held in money market instruments.

- **Derivatives** — The Fund invests in derivatives, which are financial instruments whose value is derived from the value of an underlying asset or assets, such as stocks, bonds, funds

(including exchange-traded funds ("ETFs")), interest rates or indexes. The Fund invests in derivatives as a substitute for investing directly in securities in order to seek returns for a single day that are leveraged (2x) to the returns of the Index for that day. These derivatives principally include:

- **Swap Agreements** — Contracts entered into primarily with major global financial institutions for a specified period ranging from a day to more than one year. In a standard "swap" transaction, two parties agree to exchange the return (or differentials in rates of return) earned or realized on particular predetermined investments or instruments. The gross return to be exchanged or "swapped" between the parties is calculated with respect to a "notional amount," e.g., the return on or change in value of a particular dollar amount invested in a "basket" of securities or an ETF representing a particular index.
- **Futures Contracts** — Standardized contracts traded on, or subject to the rules of, an exchange that call for the future delivery of a specified quantity and type of asset at a specified time and place or, alternatively, may call for cash settlement.
- **Money Market Instruments** — The Fund invests in short-term cash instruments that have a remaining maturity of 397 days or less and exhibit high quality credit profiles, for example:
 - **U.S. Treasury Bills** — U.S. government securities that have initial maturities of one year or less, and are supported by the full faith and credit of the U.S. government.
 - **Repurchase Agreements** — Contracts in which a seller of securities, usually U.S. government securities or other money market instruments, agrees to buy the securities back at a specified time and price. Repurchase agreements are primarily used by the Fund as a short-term investment vehicle for cash positions.

ProFund Advisors uses a mathematical approach to investing. Using this approach, ProFund Advisors determines the type, quantity and mix of investment positions that it believes, in combination, the Fund should hold to produce daily returns consistent with the daily Fund's investment objective. The Fund may invest in or gain exposure to only a representative sample of the securities in the Index or to securities not contained in the Index or in financial instruments, with the intent of obtaining exposure with aggregate characteristics similar to those of a multiple of the single day returns of the Index. In managing the assets of the Fund, ProFund Advisors does not invest the assets of the Fund in securities or financial instruments based on ProFund Advisors' view of the investment merit of a particular security, instrument, or company, nor does it conduct conventional investment research or analysis or forecast market movement or trends. The Fund seeks to remain fully invested at all times in securities and/or financial instruments that, in combination,

provide leveraged exposure to the single day returns of the Index, consistent with its investment objective, without regard to market conditions, trends or direction. The Fund seeks investment results for a single day only, measured as the time the Fund calculates its NAV to the next time the Fund calculates its NAV, and not for any other period.

The Fund seeks to engage in daily rebalancing to position its portfolio so that its exposure to the Index is consistent with the Fund's daily investment objective. The time and manner in which the Fund rebalances its portfolio may vary from day to day at the discretion of ProFund Advisors, depending on market conditions and other circumstances. The Index's movements during the day will affect whether the Fund's portfolio needs to be rebalanced. For example, if the Index has risen on a given day, net assets of the Fund should rise (assuming there were no share redemptions). As a result, the Fund's exposure will need to be increased. Conversely, if the Index has fallen on a given day, net assets of the Fund should fall (assuming there were no shares issued). As a result, the Fund's exposure will need to be decreased.

Daily rebalancing and the compounding of each day's return over time means that the return of the Fund for a period longer than a single day will be the result of each day's returns compounded over the period, which will very likely differ in amount, and possibly even direction, from two times (2x) the return of the Index for the same period. The Fund will lose money if the Index's performance is flat over time, and the Fund can lose money regardless of the performance of the Index, as a result of daily rebalancing, the Index's volatility, compounding of each day's return and other factors. See "Principal Risks" below.

The Fund will concentrate or focus its investments in a particular industry or group of industries, country or region to approximately the same extent the Index is so concentrated or focused. As of July 31, 2020, the Index was not concentrated in an industry group, but was focused in the consumer discretionary, industrials, health care, and information technology industry groups. The Index was also concentrated in Japan.

Please see "Investment Objectives, Principal Investment Strategies and Related Risks" in the Fund's Prospectus for additional details.

Principal Risks

You may lose the full principal value of your investment within a single day.

The principal risks described below are intended to provide information about the factors likely to have a significant adverse impact on the Fund's returns and consequently the value of an investment in the Fund. The risks are presented in an order intended to facilitate readability and their order does not imply that the realization of one risk is more likely to occur than another risk or likely to have a greater adverse impact than another risk.

- Risks Associated with the Use of Derivatives** — Investing in derivatives may be considered aggressive and may expose the Fund to greater risks and may result in larger losses or smaller gains than investing directly in the reference asset(s) underlying those derivatives. These risks include counterparty risk, liquidity risk and increased correlation risk. When the Fund uses derivatives, there may be imperfect correlation between the value of the reference asset(s) underlying the derivative (e.g., the Index) and the derivative, which may prevent the Fund from achieving its investment objective. Because derivatives often require only a limited initial investment, the use of derivatives also may expose the Fund to losses in excess of those amounts initially invested. The Fund may use a combination of swaps on the Index and swaps on an ETF that is designed to track the performance of the Index. The performance of an ETF may not track the performance of the Index due to embedded costs and other factors. Thus, to the extent the Fund invests in swaps that use an ETF as the reference asset, the Fund may be subject to greater correlation risk and may not achieve as high a degree of correlation with the Index as it would if the Fund only used swaps on the Index. Moreover, with respect to the use of swap agreements, if the Index has a dramatic intraday move that causes a material decline in the Fund's net assets, the terms of a swap agreement between the Fund and its counterparty may permit the counterparty to immediately close out the transaction with the Fund. In that event, the Fund may be unable to enter into another swap agreement or invest in other derivatives to achieve the desired exposure consistent with the Fund's investment objective. This, in turn, may prevent the Fund from achieving its investment objective, even if the Index reverses all or a portion of its intraday move by the end of the day. As a result, the value of an investment in the Fund may change quickly and without warning. Any costs associated with using derivatives will also have the effect of lowering the Fund's return.
- Leverage Risk** — The Fund obtains investment exposure in excess of its assets in seeking to achieve its investment objective — a form of leverage — and will lose more money in market environments adverse to its daily objective than a similar fund that does not employ such leverage. The use of such leverage increases the risk of a total loss of an investor's investment. For example, because the Fund includes a multiplier of two times (2x) the Index, a single day movement in the Index approaching 50% at any point in the day could result in the total loss of an investor's investment if that movement is contrary to the investment objective of the Fund, even if the Index subsequently moves in an opposite direction, eliminating all or a portion of the earlier movement. This would be the case with any such single day movements in the Index, even if the Index maintains a level greater than zero at all times. In addition, the use of leverage may increase the volatility of the Fund and magnify any

differences between the performance of the Fund and the Index.

- **Compounding Risk** — The Fund has a single day investment objective, and the Fund's performance for any other period is the result of its return for each day compounded over the period. The performance of the Fund for periods longer than a single day will very likely differ in amount, and possibly even direction, from two times (2x) the daily return of the Index for the same period, before accounting for fees and expenses. Compounding affects all investments, but has a more significant impact on a leveraged fund. This effect becomes more pronounced as Index volatility and holding periods increase. Fund performance for a period longer than a single day can be estimated given any set of assumptions for the following factors: (a) Index volatility; (b) Index performance; (c) period of time; (d) financing rates associated with leveraged exposure; (e) other Fund expenses; and (f) dividends or interest paid with respect to securities in the Index. The chart below illustrates the impact of two principal factors — Index volatility and Index performance — on Fund performance. The chart shows estimated Fund returns for a number of combinations of Index volatility and Index performance over a one-year period. Actual volatility, Index and Fund performance may differ significantly from the chart below. Performance shown in the chart assumes: (a) no dividends paid with respect to securities included in the Index; (b) no Fund expenses; and (c) borrowing/lending rates (to obtain leveraged exposure) of zero percent. If Fund expenses and/or actual borrowing/lending rates were reflected, the Fund's performance would be different than shown.

Areas shaded darker represent those scenarios where the Fund can be expected to return less than two times (2x) the performance of the Index.

Estimated Fund Returns

Index Performance		One Year Volatility Rate				
One Year Index	Two times (2x) the One Year Index	10%	25%	50%	75%	100%
-60%	-120%	-84.2%	-85.0%	-87.5%	-90.9%	-94.1%
-50%	-100%	-75.2%	-76.5%	-80.5%	-85.8%	-90.8%
-40%	-80%	-64.4%	-66.2%	-72.0%	-79.5%	-86.8%
-30%	-60%	-51.5%	-54.0%	-61.8%	-72.1%	-82.0%
-20%	-40%	-36.6%	-39.9%	-50.2%	-63.5%	-76.5%
-10%	-20%	-19.8%	-23.9%	-36.9%	-53.8%	-70.2%
0%	0%	-1.0%	-6.1%	-22.1%	-43.0%	-63.2%
10%	20%	19.8%	13.7%	-5.8%	-31.1%	-55.5%
20%	40%	42.6%	35.3%	12.1%	-18.0%	-47.0%
30%	60%	67.3%	58.8%	31.6%	-3.7%	-37.8%
40%	80%	94.0%	84.1%	52.6%	11.7%	-27.9%
50%	100%	122.8%	111.4%	75.2%	28.2%	-17.2%
60%	120%	153.5%	140.5%	99.4%	45.9%	-5.8%

The foregoing table is intended to isolate the effect of Index volatility and Index performance on the return of the Fund and is not a representation of actual returns. For example, the Fund may incorrectly be expected to achieve a -40% return on a yearly basis if the Index return were -20%, absent the effects of compounding. As the table shows, with Index volatility of 50%, the Fund could be expected to return -50.2% under such a scenario. The Fund's actual returns may be significantly better or worse than the returns shown above as a result of any of the factors discussed above or in "Principal Risks — Correlation Risk" below.

The Index's annualized historical volatility rate for the five-year period ended July 31, 2020 was 21.56%. The Index's highest July to July volatility rate during the five-year period was 29.81% (July 31, 2016). The Index's annualized total return performance for the five-year period ended July 31, 2020 was 3.09%. Historical Index volatility and performance are not indications of what the Index volatility and performance will be in the future. The volatility of U.S. exchange-traded securities or instruments that reflect the value of the Index may differ from the volatility of the Index.

For additional graphs and charts demonstrating the effects of Index volatility and Index performance on the long-term performance of the Fund, see "Understanding the Risks and Long-Term Performance of Daily Objective Funds — The Impact of Compounding" in the Fund's Prospectus and "Special Note Regarding the Correlation Risks of Geared Funds" in the Fund's Statement of Additional Information.

- **Correlation Risk** — A number of factors may affect the Fund's ability to achieve a high degree of leveraged correlation with the Index, and there is no guarantee that the Fund will achieve a high degree of leveraged correlation. Failure to achieve a high degree of leveraged correlation may prevent the Fund from achieving its investment objective, and the percentage change of the Fund's NAV each day may differ, perhaps significantly in amount, and possibly even direction, from two times (2x) the percentage change of the Index on such day.

In order to achieve a high degree of leveraged correlation with the Index, the Fund seeks to rebalance its portfolio daily to keep exposure consistent with its investment objective. Being materially under- or overexposed to the Index may prevent the Fund from achieving a high degree of leveraged correlation with the Index and may expose the Fund to greater leverage risk. Market disruptions or closure, regulatory restrictions, market volatility, illiquidity in the markets for the financial instruments in which the Fund invests, and other factors will adversely affect the Fund's ability to adjust exposure to requisite levels. The target amount of portfolio exposure is impacted dynamically by the Index's movements, including intraday movements. Because of this, it is unlikely that the Fund will have perfect leveraged (2x) exposure during the day

or at the end of each day and the likelihood of being materially under- or overexposed is higher on days when the Index is volatile, particularly when the Index is volatile at or near the close of the trading day.

A number of other factors may also adversely affect the Fund's leveraged correlation with the Index, including fees, expenses, transaction costs, financing costs associated with the use of derivatives, income items, valuation methodology, accounting standards and disruptions or illiquidity in the markets for the securities or financial instruments in which the Fund invests. The Fund may not have investment exposure to all of the securities in the Index, or its weighting of investment exposure to securities may be different from that of the Index. In addition, the Fund may invest in securities not included in the Index. The Fund may take or refrain from taking positions in order to improve tax efficiency, comply with regulatory restrictions, or for other reasons, each of which may negatively affect the Fund's correlation with the Index. The Fund may also be subject to large movements of assets into and out of the Fund, potentially resulting in the Fund being under- or overexposed to the Index and may be impacted by Index reconstitutions and Index rebalancing events. Additionally, the Fund's underlying investments and/or reference assets may trade on markets that may not be open on the same day as the Fund, which may cause a difference between the changes in the daily performance of the Fund and changes in the level of the Index. Any of these factors could decrease correlation between the performance of the Fund and the Index and may hinder the Fund's ability to meet its daily investment objective on or around that day. Also, the Fund will measure its correlation to the performance of one or more ETFs. It is important to note that correlation to these ETFs may vary from the correlation to the Index due to embedded costs and other factors.

- **Rebalancing Risk** — If for any reason the Fund is unable to rebalance all or a portion of its portfolio, or if all or a portion of the portfolio is rebalanced incorrectly, the Fund's investment exposure may not be consistent with the Fund's investment objective. In these instances, the Fund may have investment exposure to the Index that is significantly greater or less than its stated multiple. As a result, the Fund may be more exposed to leverage risk than if it had been properly rebalanced and may not achieve its investment objective.
- **Counterparty Risk** — Investing in derivatives and repurchase agreements involves entering into contracts with third parties (i.e., counterparties). The use of derivatives involves risks that are different from those associated with ordinary portfolio securities transactions. The Fund will be subject to credit risk (i.e., the risk that a counterparty is or is perceived to be unwilling or unable to make timely payments or otherwise meet its contractual obligations) with respect to the amount it expects to receive from counterparties to derivatives and repurchase agreements entered into by the Fund. If a counterparty becomes bankrupt or fails to perform its

obligations, or if any collateral posted by the counterparty for the benefit of the Fund is insufficient or there are delays in the Fund's ability to access such collateral, the value of an investment in the Fund may decline.

The counterparty to a listed futures contract is the clearing organization for the listed future, which is held through a futures commission merchant ("FCM") acting on behalf of the Fund. Consequently, the counterparty risk on a listed futures contract is the creditworthiness of the FCM and the exchange's clearing corporation.

- **Exposure to Japanese Investments Risk** — Investments in Japan are subject to risks including, but not limited to (i) political, economic, or social instability in Japan; (ii) risks associated with Japan's large government deficit; (iii) natural disasters particularly likely to occur in Japan; (iv) risks associated with an increasingly aging and declining population that is likely to strain Japan's social welfare and pension systems; and (v) relatively high unemployment. Since the year 2000, Japan's economic growth rate has remained relatively low. As an island nation Japan has limited natural resources and land area, and the Japanese economy is heavily dependent on international trade and reliant on imports for its commodity needs. Fluctuations or shortages in the commodity markets may negatively impact the Japanese economy. Slowdowns in the U.S. and/or China and other Southeast Asian countries, including economic, political or social instability in such countries, could have a negative impact on Japan. Because of its trade dependence, the Japanese economy is particularly exposed to the risks of currency fluctuation, foreign trade policy and regional and global economic disruption, including the risk of increased tariffs, embargoes, and other trade limitations. Strained relationships between Japan and its neighboring countries, including China, South Korea and North Korea, based on historical grievances, territorial disputes, and defense concerns, may also inject uncertainty into Japanese markets. As a result, additional tariffs, other trade barriers, or boycotts may have an adverse impact on the Japanese economy.
- **Equity and Market Risk** — Equity markets are volatile, and the value of securities, swaps, futures and other instruments correlated with equity markets may fluctuate dramatically from day to day. Equity markets are subject to corporate, political, regulatory, market and economic developments, as well as developments that impact specific economic sectors, industries or segments of the market. Further, stocks in the Index may underperform other equity investments. Volatility in the markets and/or market developments may cause the value of an investment in the Fund to decrease over short or long periods of time.
- **Exposure to Foreign Currency Risk** — Investments linked to or denominated in foreign currencies are exposed to additional risk factors versus those investments denominated in U.S. dollars and linked to U.S. investments. The value of an

investment linked to or denominated in a foreign currency could change significantly as foreign currencies strengthen or weaken relative to the U.S. dollar. Devaluations of a currency by a government or banking authority may also have significant impact on the value of any investments linked to or denominated in that currency. Risks related to foreign currencies also include those related to economic or political developments, market inefficiencies or a higher risk that essential investment information may be incomplete, unavailable, or inaccurate. Foreign currency losses could offset or exceed any potential gains, or add to losses, in the related investments. Currency markets are also generally not as regulated as securities markets. In addition, in order to transact in foreign investments, the Fund may exchange and hold foreign currencies. Regulatory fees or higher custody fees may be imposed on foreign currency holdings.

- **Exposure to Foreign Investments** — Exposure to securities of foreign issuers may provide the Fund with increased risk. Various factors related to foreign investments may negatively impact the Fund's and the Index's performance, such as: i) fluctuations in the value of the applicable foreign currency; ii) differences in securities settlement practices; iii) uncertainty associated with evidence of ownership of investments in countries that lack centralized custodial services; iv) possible regulation of, or other limitations on, investments by U.S. investors in foreign investments; v) potentially higher brokerage commissions; vi) the possibility that a foreign government may withhold portions of interest and dividends at the source; vii) taxation of income earned in foreign countries or other foreign taxes imposed; viii) foreign exchange controls, which may include suspension of the ability to transfer currency from a foreign country; ix) less publicly available information about foreign issuers; x) changes in the denomination currency of a foreign investment; and xi) less certain legal systems in which the Fund may encounter difficulties or be unable to pursue legal remedies. Foreign investments also may be more susceptible to political, social, economic and regional factors than may be the case with U.S. securities. In addition, markets for foreign investments are usually less liquid, more volatile and significantly smaller than markets for U.S. securities, which may affect, among other things, the Fund's ability to purchase or sell foreign investments at appropriate times and prices. Because of differences in settlement times and/or foreign market holidays, transactions in a foreign market may take place one or more days after the necessary exposure to these investments is determined. Until the transactions are effected, the Fund is exposed to increased foreign currency risk and market risk and, ultimately, increased correlation risk.
- **Geographic Concentration Risk** — Because the Fund focuses its investments in particular foreign countries or geographic regions, it may be more volatile than a more geographically diversified fund. The performance of the Fund will be affected by the political, social and economic

conditions in those foreign countries and geographic regions and subject to the related risks.

- **Concentration and Focused Investing** — The Index may concentrate (i.e., composed of securities that represent 25 percent or more of the value of the Index) or focus (i.e., composed of securities that represent a substantial portion of its value, but less than 25 percent) in an industry or group of industries. The Fund will allocate its investments to approximately the same extent as the Index. As a result, the Fund may be subject to greater market fluctuations than a fund that is more broadly invested across industries. Financial, economic, business, regulatory conditions, and other developments affecting issuers in a particular industry or group of industries will have a greater effect on the Fund, and if securities of the particular industry or group of industries as a group fall out of favor, the Fund could underperform, or its net asset value may be more volatile than, funds that have greater industry diversification.
- **Exposure to Large-Cap Company Investment Risk** — Although returns on investments in large-cap companies are often perceived as being less volatile than the returns of companies with smaller market capitalizations, the return on large-cap securities could trail the returns on investments in smaller and mid-sized companies for a number of reasons. For example, large-cap companies may be unable to respond quickly to new competitive challenges, such as changes in technology, and also may not be able to attain the high growth rate of successful smaller companies.
- **Natural Disaster/Epidemic Risk** — Natural or environmental disasters, such as earthquakes, fires, floods, hurricanes, tsunamis and other severe weather-related phenomena generally, and widespread disease, including pandemics and epidemics (for example, the novel coronavirus COVID-19), have been and can be highly disruptive to economies and markets and have recently led, and may continue to lead, to increased market volatility and significant market losses. Such natural disaster and health crises could exacerbate political, social, and economic risks, and result in significant breakdowns, delays, shutdowns, social isolation, and other disruptions to important global, local and regional supply chains affected, with potential corresponding results on the operating performance of the Fund and its investments. A climate of uncertainty and panic, including the contagion of infectious viruses or diseases, may adversely affect global, regional, and local economies and reduce the availability of potential investment opportunities, and increases the difficulty of performing due diligence and modeling market conditions, potentially reducing the accuracy of financial projections. Under these circumstances, the Fund may have difficulty achieving its investment objectives which may adversely impact Fund performance. Further, such events can be highly disruptive to economies and markets, significantly disrupt the operations of individual

companies (including, but not limited to, the Fund's investment advisor, third party service providers, and counterparties), sectors, industries, markets, securities and commodity exchanges, currencies, interest and inflation rates, credit ratings, investor sentiment, and other factors affecting the value of the Fund's investments. These factors can cause substantial market volatility, exchange trading suspensions and closures, changes in the availability of and the margin requirements for certain instruments, and can impact the ability of the Fund to complete redemptions and otherwise affect Fund performance and Fund trading in the secondary market. A widespread crisis would also affect the global economy in ways that cannot necessarily be foreseen. How long such events will last and whether they will continue or recur cannot be predicted. Impacts from these could have a significant impact on the Fund's performance, resulting in losses to your investment.

• **Risk that Current Assumptions and Expectations Could Become Outdated As a Result of Global Economic Shock** —

The onset of the novel coronavirus (COVID-19) has caused significant shocks to global financial markets and economies, with many governments taking extreme actions to slow and contain the spread of COVID-19. These actions have had, and likely will continue to have, a severe economic impact on global economies as economic activity in some instances has essentially ceased. Financial markets across the globe are experiencing severe distress at least equal to what was experienced during the global financial crisis in 2008. In March 2020, U.S. equity markets entered a bear market in the fastest such move in the history of U.S. financial markets. During much of 2020, the unemployment rate in the U.S. has been extremely high by historical standards. It is not possible to predict when unemployment and market conditions will return to more normal levels. The global economic shocks being experienced as of the date hereof may cause the underlying assumptions and expectations of the Fund to become outdated quickly or inaccurate, resulting in significant losses.

• **Non-Diversification Risk** — The Fund is classified as “non-diversified” under the Investment Company Act of 1940, as amended (“1940 Act”). This means it has the ability to invest a relatively high percentage of its assets in the securities of a small number of issuers or in financial instruments with a single counterparty or a few counterparties. This may increase the Fund's volatility and increase the risk that the Fund's performance will decline based on the performance of a single issuer or the credit of a single counterparty.

• **Index Performance Risk** — The Index maintained by a third party provider unaffiliated with the Fund or ProFund Advisors. There can be no guarantee or assurance that the methodology used by the third party provider to create the Index will result in the Fund achieving positive returns. Further, there can be no guarantee that the methodology

underlying the Index or the daily calculation of the Index will be free from error. It is also possible that the value of the Index may be subject to intentional manipulation by third-party market participants. The Index used by the Fund may underperform other asset classes and may underperform other similar indices. Each of these factors could have a negative impact on the performance of the Fund.

• **Active Investor Risk** — The Fund permits short-term trading of its securities. A significant portion of assets invested in the Fund may come from professional money managers and investors who use the Fund as part of active trading or tactical asset allocation strategies. These strategies often call for frequent trading to take advantage of anticipated changes in market conditions, which could increase portfolio turnover and may result in additional costs for the Fund. In addition, large movements of assets into and out of the Fund may have a negative impact on the Fund's ability to achieve its investment objective or maintain a consistent level of operating expenses. In certain circumstances, the Fund's expense ratio may vary from current estimates or the historical ratio disclosed in this Prospectus.

• **Early Close/Late Close/Trading Halt Risk** — An exchange or market may close early, close late or issue trading halts on specific securities or financial instruments. As a result, the ability to trade certain securities or financial instruments may be restricted, which may result in the Fund being unable to trade those and other related financial instruments at all. In these circumstances, the Fund may be unable to rebalance its portfolio, may be unable to accurately price its investments and/or may incur substantial trading losses.

• **Liquidity Risk** — In certain circumstances, such as the disruption of the orderly markets for the financial instruments in which the Fund invests, the Fund might not be able to acquire or dispose of certain holdings quickly or at prices that represent true market value in the judgment of ProFund Advisors. Markets for the financial instruments in which the Fund invests may be disrupted by a number of events, including but not limited to economic crises, political crises, health crises, natural disasters, excessive volatility, new legislation, or regulatory changes inside or outside of the U.S. For example, regulation limiting the ability of certain financial institutions to invest in certain financial instruments would likely reduce the liquidity of those instruments. These situations may prevent the Fund from limiting losses, realizing gains or achieving a high leveraged correlation with the Index.

• **Portfolio Turnover Risk** — The Fund may incur high portfolio turnover to manage the Fund's investment exposure. Additionally, active trading of the Fund's shares may cause more frequent purchase and sales activities that could, in certain circumstances, increase the number of portfolio transactions. High levels of portfolio transactions increase brokerage and other transaction costs and may result in

increased taxable capital gains. Each of these factors could have a negative impact on the performance of the Fund.

- **Tax Risk** — In order to qualify for the special tax treatment accorded a regulated investment company (“RIC”) and its shareholders, the Fund must derive at least 90% of its gross income for each taxable year from “qualifying income,” meet certain asset diversification tests at the end of each taxable quarter, and meet annual distribution requirements. The Fund’s pursuit of its investment strategies will potentially be limited by the Fund’s intention to qualify for such treatment and could adversely affect the Fund’s ability to so qualify. The Fund can make certain investments, the treatment of which for these purposes is unclear. If, in any year, the Fund were to fail to qualify for the special tax treatment accorded a RIC and its shareholders, and were ineligible to or were not to cure such failure, the Fund would be taxed in the same manner as an ordinary corporation subject to U.S. federal income tax on all its income at the fund level. The resulting taxes could substantially reduce the Fund’s net assets and the amount of income available for distribution. In addition, in order to requalify for taxation as a RIC, the Fund could be required to recognize unrealized gains, pay substantial taxes and interest, and make certain distributions. Please see the Statement of Additional Information for more information.

- **Valuation Risk** — In certain circumstances (e.g., if ProFund Advisors believes market quotations do not accurately reflect the fair value of an investment, or a trading halt closes an exchange or market early), ProFund Advisors may, in its sole discretion, choose to determine a fair value price as the basis for determining the market value of such investment for such day. The fair value of an investment determined by ProFund Advisors may be different from other value determinations of the same investment. Portfolio investments that are valued using techniques other than market quotations, including “fair valued” investments, may be subject to greater fluctuation in their value from one day to the next than would be the case if market quotations were used. In addition, there is no assurance that the Fund could sell a portfolio investment for the value established for it at any time, and it is possible that the Fund would incur a loss because a portfolio investment is sold at a discount to its established value.

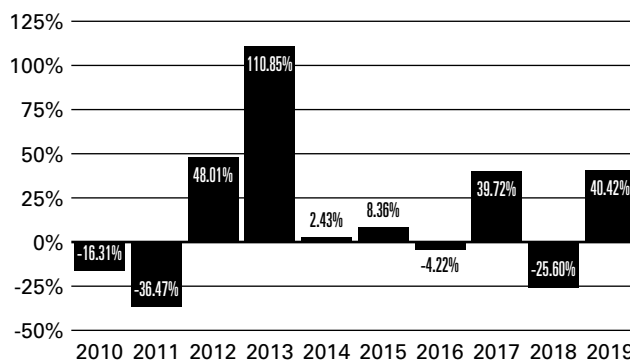
Please see “Investment Objectives, Principal Investment Strategies and Related Risks” in the Fund’s Prospectus for additional details.

Investment Results

The bar chart below shows how the Fund’s investment results for Investor Class shares have varied from year to year, and the table shows how the Fund’s average annual total returns for various periods compare with different broad measures of market performance. Performance for Service Class shares would differ to the extent their fees and expenses differ. This information provides some indication of the risks of investing in the Fund. In addition, the Fund’s performance information reflects applicable

fee waivers and/or expense limitations, if any, in effect during the periods presented. Absent such fee waivers/expense limitations, if any, performance would have been lower. Past results (before and after taxes) are not predictive of future results. Updated information on the Fund’s results can be obtained by visiting the Fund’s website (www.profund.com).

Annual Returns as of December 31



Best Quarter (ended 3/31/2012): **44.95%**

Worst Quarter (ended 6/30/2010): **-34.01%**

The year-to-date return as of the most recent quarter, which ended September 30, 2020, was -10.54%.

Average Annual Total Returns

As of December 31, 2019

	One Year	Five Years	Ten Years	Inception Date
Investor Class Shares				2/7/2000
– Before Taxes	40.42%	8.66%	9.92%	
– After Taxes on Distributions	40.42%	8.57%	9.87%	
– After Taxes on Distributions and Sale of Shares	23.93%	6.85%	8.21%	
Service Class Shares	38.98%	7.64%	8.85%	2/7/2000
Nikkei 225 Stock Average - USD Terms¹	21.88%	10.50%	8.80%	
Nikkei 225 Stock Average - Local (Yen) Terms¹	20.72%	8.35%	10.50%	

¹ Reflects no deduction for fees, expenses or taxes. Returns are gross returns that do not reflect the reduction of any withholding taxes, and are adjusted to reflect the reinvestment of dividends paid by companies in the Index.

Average annual total returns are shown on a before- and after-tax basis for Investor Class shares only. After-tax returns for Service Class shares will vary. After-tax returns are calculated using the historical highest individual federal marginal income tax rates and do not reflect the impact of state and local taxes. Actual after-tax returns depend on an investor’s tax situation and may differ from those shown. After-tax returns shown are not relevant to investors who hold the Fund’s shares through tax-deferred arrangements, such as a retirement account. After-tax returns may exceed the return before taxes due to a tax benefit from realizing a capital loss on a sale of shares.

Annual returns are required to be shown and should not be interpreted as suggesting that the Fund should or should not be held for longer periods of time.

Management

The Fund is advised by ProFund Advisors. Alexander Ilyasov, Senior Portfolio Manager, and Scott Hanson, Portfolio Manager, have jointly and primarily managed the Fund since August 2020 and August 2016, respectively.

Purchase and Sale of Fund Shares

The **minimum initial investment** amounts for all classes, which may be waived at the discretion of the Fund, are:

- \$5,000 for accounts that list a financial professional.
- \$15,000 for self-directed accounts.

You may purchase, redeem or exchange Fund shares on any day which the New York Stock Exchange is open for business. Depending on where your account is held, you may redeem your shares by contacting your financial professional or the Fund by mail, telephone, wire transfer or on-line (www.profund.com).

Tax Information

The Fund's distributions generally are taxable, and will be taxed as ordinary income, qualified dividend income or capital gains, unless you are investing through a tax-advantaged arrangement, such as a 401(k) plan or an individual retirement account. You may be taxed later upon withdrawal of monies from such tax-advantaged arrangements.

The Fund intends to distribute income, if any, and capital gains, if any, at least annually.

Payments to Broker-Dealers and Other Financial Intermediaries

If you purchase Fund shares through a financial intermediary, such as a broker-dealer or investment adviser, the Fund and its distributor may pay the intermediary for the sale of Fund shares and related services. These payments may create a conflict of interest by influencing the broker-dealer or other financial intermediary to recommend the Fund over another investment. Ask your financial intermediary or visit your financial intermediary's website for more information.

Important Information About the Fund

UltraLatin America ProFund (the “Fund”) seeks daily investment results, before fees and expenses, that correspond to two times (2x) the return of the S&P/BNY Mellon Latin America 35 ADRSM Index (USD) (the “Index”) **for a single day**, not for any other period. A “single day” is measured from the time the Fund calculates its net asset value (“NAV”) to the time of the Fund’s next NAV calculation. **The return of the Fund for periods longer than a single day will be the result of its return for each day compounded over the period. The Fund’s returns for periods longer than a single day will very likely differ in amount, and possibly even direction, from the Fund’s stated multiple (2x) times the return of the Index for the same period. For periods longer than a single day, the Fund will lose money if the Index’s performance is flat, and it is possible that the Fund will lose money even if the level of the Index rises.** Longer holding periods, higher Index volatility, and greater leveraged exposure each exacerbate the impact of compounding on an investor’s returns. During periods of higher Index volatility, the volatility of the Index may affect the Fund’s return as much as or more than the return of the Index.

The Fund presents different risks than other types of funds. The Fund uses leverage and is riskier than similarly benchmarked funds that do not use leverage. The Fund may not be suitable for all investors and should be used only by knowledgeable investors who understand the consequences of seeking daily leveraged (2x) investment results, including the impact of compounding on Fund performance. Investors in the Fund should actively manage and monitor their investments, as frequently as daily. An investor in the Fund could potentially lose the full principal value of their investment within a single day.

Investment Objective

The Fund seeks daily investment results, before fees and expenses, that correspond to two times (2x) the daily performance of the Index. **The Fund does not seek to achieve its stated investment objective over a period of time greater than a single day.**

Fees and Expenses of the Fund

The table below describes the fees and expenses that you may pay if you buy, hold, and sell shares of the Fund. You may pay other fees, such as brokerage commissions and other fees to financial intermediaries, which are not reflected in the tables and examples below.

Shareholder Fees

(fees paid directly from your investment)

Wire Fee \$10

Annual Fund Operating Expenses

(expenses that you pay each year as a percentage of the value of your investment)

	Investor Class	Service Class
Investment Advisory Fees	0.75%	0.75%
Distribution and Service (12b-1) Fees	0.00%	1.00%
Other Expenses	0.96%	0.96%
Total Annual Fund Operating Expenses¹	1.71%	2.71%

¹ ProFund Advisors LLC (“ProFund Advisors”) has contractually agreed to waive Investment Advisory and Management Services Fees and to reimburse Other Expenses to the extent Total Annual Fund Operating Expenses Before Fee Waivers and Expense Reimbursements, as a percentage of average daily net assets, exceed 1.95% for Investor Class shares and 2.95% for Service Class shares through November 30, 2021. After such date, the expense limitation may be terminated or revised by ProFund Advisors. Amounts waived or reimbursed in a particular contractual period may be recouped by ProFund Advisors within three years of the end of that contractual period, however, such recoupment will be limited to the lesser of any expense limitation in place at the time of recoupment or the expense limitation in place at the time of waiver or reimbursement.

Example: This example is intended to help you compare the cost of investing in the Fund with the cost of investing in other funds.

The example assumes that you invest \$10,000 in the Fund for the time periods indicated and then redeem all of your shares at the end of each period. The example also assumes that your investment has a 5% return each year and that the Fund’s operating expenses remain the same. Although your actual costs may be higher or lower, based on these assumptions your approximate costs would be:

	1Year	3Years	5Years	10Years
Investor Class	\$174	\$539	\$928	\$2,019
Service Class	\$274	\$841	\$1,435	\$3,041

The Fund pays transaction and financing costs associated with the purchase and sale of securities and derivatives. These costs are not reflected in the table or the example above.

Portfolio Turnover

The Fund pays transaction costs, such as commissions, when it buys and sells securities (or “turns over” its portfolio). A higher portfolio turnover rate may indicate higher transaction costs and may result in higher taxes when the Fund’s shares are held in a taxable account. These costs, which are not reflected in the Annual Fund Operating Expenses or in the example above, affect the Fund’s performance. During the most recent fiscal year, the

Fund's annual portfolio turnover rate was 237% of the average value of its entire portfolio. This portfolio turnover rate is calculated without regard to cash instruments or derivatives transactions. If such transactions were included, the Fund's portfolio turnover rate would be significantly higher.

Principal Investment Strategies

The Fund invests in financial instruments that ProFund Advisors believes, in combination, should produce daily returns consistent with the Fund's investment objective.

The Index is constructed and maintained by S&P Dow Jones Indices LLC. The Index is a free float-adjusted, market capitalization-weighted index. The Index is designed to track the performance of a basket of companies that are domiciled in Latin America and who also have level II or III ADR program, New York Shares or Global Registered Shares listed with the NYSE or Nasdaq. Securities eligible for inclusion in the Index are evaluated to ensure their overall consistency with the character, design and purpose of the Index, which is to further its use as an effective benchmark. Decisions regarding additions to and removals from the Index are guided by certain pre-existing objective criteria. As of the date of this Prospectus, the Index consists of the following Latin American countries: Brazil, Chile, Colombia, Mexico and Peru. The Index is published under the Bloomberg ticker symbol "BKTLA."

The Fund will invest principally in the financial instruments set forth below. The Fund expects that its cash balances maintained in connection with the use of financial instruments will typically be held in money market instruments.

- **Equity Securities** — The Fund invests in common stock issued by public companies.
- **Depository Receipts** — The Fund may invest in depository receipts, which principally include:
 - **American Depositary Receipts (ADRs)**, which represent the right to receive securities of foreign issuers deposited in a bank or trust company and are an alternative to purchasing the underlying securities in their national markets and currencies
 - **Global Depositary Receipts (GDRs)**, which are receipts for shares in a foreign-based corporation traded in capital markets around the world.
- **Derivatives** — The Fund invests in derivatives, which are financial instruments whose value is derived from the value of an underlying asset or assets, such as stocks, bonds, funds (including exchange-traded funds ("ETFs")), interest rates or indexes. The Fund invests in derivatives as a substitute for investing directly in securities in order to seek returns for a single day that are leveraged (2x) to the returns of the Index for that day. These derivatives principally include:
 - **Swap Agreements** — Contracts entered into primarily with major global financial institutions for a specified period ranging from a day to more than one year. In a

standard "swap" transaction, two parties agree to exchange the return (or differentials in rates of return) earned or realized on particular predetermined investments or instruments. The gross return to be exchanged or "swapped" between the parties is calculated with respect to a "notional amount," e.g., the return on or change in value of a particular dollar amount invested in a "basket" of securities or an ETF representing a particular index.

- **Money Market Instruments** — The Fund invests in short-term cash instruments that have a remaining maturity of 397 days or less and exhibit high quality credit profiles, for example:
 - **U.S. Treasury Bills** — U.S. government securities that have initial maturities of one year or less, and are supported by the full faith and credit of the U.S. government.
 - **Repurchase Agreements** — Contracts in which a seller of securities, usually U.S. government securities or other money market instruments, agrees to buy the securities back at a specified time and price. Repurchase agreements are primarily used by the Fund as a short-term investment vehicle for cash positions.

ProFund Advisors uses a mathematical approach to investing. Using this approach, ProFund Advisors determines the type, quantity and mix of investment positions that it believes, in combination, the Fund should hold to produce daily returns consistent with the daily Fund's investment objective. The Fund may invest in or gain exposure to only a representative sample of the securities in the Index or to securities not contained in the Index or in financial instruments, with the intent of obtaining exposure with aggregate characteristics similar to those of a multiple of the single day returns of the Index. In managing the assets of the Fund, ProFund Advisors does not invest the assets of the Fund in securities or financial instruments based on ProFund Advisors' view of the investment merit of a particular security, instrument, or company, nor does it conduct conventional investment research or analysis or forecast market movement or trends. The Fund seeks to remain fully invested at all times in securities and/or financial instruments that, in combination, provide leveraged exposure to the single day returns of the Index, consistent with its investment objective, without regard to market conditions, trends or direction. The Fund seeks investment results for a single day only, measured as the time the Fund calculates its NAV to the next time the Fund calculates its NAV, and not for any other period.

The Fund seeks to engage in daily rebalancing to position its portfolio so that its exposure to the Index is consistent with the Fund's daily investment objective. The time and manner in which the Fund rebalances its portfolio may vary from day to day at the discretion of ProFund Advisors, depending on market conditions and other circumstances. The Index's movements during the day will affect whether the Fund's portfolio needs to be rebalanced.

For example, if the Index has risen on a given day, net assets of the Fund should rise (assuming there were no share redemptions). As a result, the Fund's exposure will need to be increased. Conversely, if the Index has fallen on a given day, net assets of the Fund should fall (assuming there were no shares issued). As a result, the Fund's exposure will need to be decreased.

Daily rebalancing and the compounding of each day's return over time means that the return of the Fund for a period longer than a single day will be the result of each day's returns compounded over the period, which will very likely differ in amount, and possibly even direction, from two times (2x) the return of the Index for the same period. The Fund will lose money if the Index's performance is flat over time, and the Fund can lose money regardless of the performance of the Index, as a result of daily rebalancing, the Index's volatility, compounding of each day's return and other factors. See "Principal Risks" below.

The Fund will concentrate or focus its investments in a particular industry or group of industries, country or region to approximately the same extent the Index is so concentrated or focused.

As of July 31, 2020, the Index was not concentrated in an industry group, but was focused in the banks, materials, and consumer staples industry groups. Additionally, the Index was concentrated in Brazil and was focused in Mexico.

Please see "Investment Objectives, Principal Investment Strategies and Related Risks" in the Fund's Prospectus for additional details.

Principal Risks

You may lose the full principal value of your investment within a single day.

The principal risks described below are intended to provide information about the factors likely to have a significant adverse impact on the Fund's returns and consequently the value of an investment in the Fund. The risks are presented in an order intended to facilitate readability and their order does not imply that the realization of one risk is more likely to occur than another risk or likely to have a greater adverse impact than another risk.

- **Risks Associated with the Use of Derivatives** — Investing in derivatives may be considered aggressive and may expose the Fund to greater risks and may result in larger losses or smaller gains than investing directly in the reference asset(s) underlying those derivatives. These risks include counterparty risk, liquidity risk and increased correlation risk. When the Fund uses derivatives, there may be imperfect correlation between the value of the reference asset(s) underlying the derivative (e.g., the Index) and the derivative, which may prevent the Fund from achieving its investment objective. Because derivatives often require only a limited initial investment, the use of derivatives also may expose the Fund to losses in excess of those amounts initially invested. The Fund

may use a combination of swaps on the Index and swaps on an ETF that is designed to track the performance of the Index. The performance of an ETF may not track the performance of the Index due to embedded costs and other factors. Thus, to the extent the Fund invests in swaps that use an ETF as the reference asset, the Fund may be subject to greater correlation risk and may not achieve as high a degree of correlation with the Index as it would if the Fund only used swaps on the Index. Moreover, with respect to the use of swap agreements, if the Index has a dramatic intraday move that causes a material decline in the Fund's net assets, the terms of a swap agreement between the Fund and its counterparty may permit the counterparty to immediately close out the transaction with the Fund. In that event, the Fund may be unable to enter into another swap agreement or invest in other derivatives to achieve the desired exposure consistent with the Fund's investment objective. This, in turn, may prevent the Fund from achieving its investment objective, even if the Index reverses all or a portion of its intraday move by the end of the day. As a result, the value of an investment in the Fund may change quickly and without warning. Any costs associated with using derivatives will also have the effect of lowering the Fund's return.

- **Leverage Risk** — The Fund obtains investment exposure in excess of its assets in seeking to achieve its investment objective — a form of leverage — and will lose more money in market environments adverse to its daily objective than a similar fund that does not employ such leverage. The use of such leverage increases the risk of a total loss of an investor's investment. For example, because the Fund includes a multiplier of two times (2x) the Index, a single day movement in the Index approaching 50% at any point in the day could result in the total loss of an investor's investment if that movement is contrary to the investment objective of the Fund, even if the Index subsequently moves in an opposite direction, eliminating all or a portion of the earlier movement. This would be the case with any such single day movements in the Index, even if the Index maintains a level greater than zero at all times. In addition, the use of leverage may increase the volatility of the Fund and magnify any differences between the performance of the Fund and the Index.
- **Compounding Risk** — The Fund has a single day investment objective, and the Fund's performance for any other period is the result of its return for each day compounded over the period. The performance of the Fund for periods longer than a single day will very likely differ in amount, and possibly even direction, from two times (2x) the daily return of the Index for the same period, before accounting for fees and expenses. Compounding affects all investments, but has a more significant impact on a leveraged fund. This effect becomes more pronounced as Index volatility and holding periods increase. Fund performance for a period longer than a single day can be estimated given any set of assumptions for the

following factors: (a) Index volatility; (b) Index performance; (c) period of time; (d) financing rates associated with leveraged exposure; (e) other Fund expenses; and (f) dividends or interest paid with respect to securities in the Index. The chart below illustrates the impact of two principal factors — Index volatility and Index performance — on Fund performance. The chart shows estimated Fund returns for a number of combinations of Index volatility and Index performance over a one-year period. Actual volatility, Index and Fund performance may differ significantly from the chart below. Performance shown in the chart assumes: (a) no dividends paid with respect to securities included in the Index; (b) no Fund expenses; and (c) borrowing/lending rates (to obtain leveraged exposure) of zero percent. If Fund expenses and/or actual borrowing/lending rates were reflected, the Fund's performance would be different than shown.

Areas shaded darker represent those scenarios where the Fund can be expected to return less than two times (2x) the performance of the Index.

Estimated Fund Returns

Index Performance		One Year Volatility Rate				
One Year Index	Two times (2x) the One Year Index	10%	25%	50%	75%	100%
-60%	-120%	-84.2%	-85.0%	-87.5%	-90.9%	-94.1%
-50%	-100%	-75.2%	-76.5%	-80.5%	-85.8%	-90.8%
-40%	-80%	-64.4%	-66.2%	-72.0%	-79.5%	-86.8%
-30%	-60%	-51.5%	-54.0%	-61.8%	-72.1%	-82.0%
-20%	-40%	-36.6%	-39.9%	-50.2%	-63.5%	-76.5%
-10%	-20%	-19.8%	-23.9%	-36.9%	-53.8%	-70.2%
0%	0%	-1.0%	-6.1%	-22.1%	-43.0%	-63.2%
10%	20%	19.8%	13.7%	-5.8%	-31.1%	-55.5%
20%	40%	42.6%	35.3%	12.1%	-18.0%	-47.0%
30%	60%	67.3%	58.8%	31.6%	-3.7%	-37.8%
40%	80%	94.0%	84.1%	52.6%	11.7%	-27.9%
50%	100%	122.8%	111.4%	75.2%	28.2%	-17.2%
60%	120%	153.5%	140.5%	99.4%	45.9%	-5.8%

The foregoing table is intended to isolate the effect of Index volatility and Index performance on the return of the Fund and is not a representation of actual returns. For example, the Fund may incorrectly be expected to achieve a -40% return on a yearly basis if the Index return were -20%, absent the effects of compounding. As the table shows, with Index volatility of 50%, the Fund could be expected to return -50.2% under such a scenario. The Fund's actual returns may be significantly better or worse than the returns shown above as a result of any of the factors discussed above or in "Principal Risks — Correlation Risk" below.

The Index's annualized historical volatility rate for the five-year period ended July 31, 2020 was 33.23%. The Index's highest July to July volatility rate during the five-year period

was 51.17% (July 31, 2020). The Index's annualized total return performance for the five-year period ended July 31, 2020 was -2.06%. Historical Index volatility and performance are not indications of what the Index volatility and performance will be in the future. The volatility of U.S. exchange-traded securities or instruments that reflect the value of the Index may differ from the volatility of the Index.

For additional graphs and charts demonstrating the effects of Index volatility and Index performance on the long-term performance of the Fund, see "Understanding the Risks and Long-Term Performance of Daily Objective Funds — The Impact of Compounding" in the Fund's Prospectus and "Special Note Regarding the Correlation Risks of Geared Funds" in the Fund's Statement of Additional Information.

- **Correlation Risk** — A number of factors may affect the Fund's ability to achieve a high degree of leveraged correlation with the Index, and there is no guarantee that the Fund will achieve a high degree of leveraged correlation. Failure to achieve a high degree of leveraged correlation may prevent the Fund from achieving its investment objective, and the percentage change of the Fund's NAV each day may differ, perhaps significantly in amount, and possibly even direction, from two times (2x) the percentage change of the Index on such day.

In order to achieve a high degree of leveraged correlation with the Index, the Fund seeks to rebalance its portfolio daily to keep exposure consistent with its investment objective. Being materially under- or overexposed to the Index may prevent the Fund from achieving a high degree of leveraged correlation with the Index and may expose the Fund to greater leverage risk. Market disruptions or closure, regulatory restrictions, market volatility, illiquidity in the markets for the financial instruments in which the Fund invests, and other factors will adversely affect the Fund's ability to adjust exposure to requisite levels. The target amount of portfolio exposure is impacted dynamically by the Index's movements, including intraday movements. Because of this, it is unlikely that the Fund will have perfect leveraged (2x) exposure during the day or at the end of each day and the likelihood of being materially under- or overexposed is higher on days when the Index is volatile, particularly when the Index is volatile at or near the close of the trading day.

A number of other factors may also adversely affect the Fund's leveraged correlation with the Index, including fees, expenses, transaction costs, financing costs associated with the use of derivatives, income items, valuation methodology, accounting standards and disruptions or illiquidity in the markets for the securities or financial instruments in which the Fund invests. The Fund may not have investment exposure to all of the securities in the Index, or its weighting of investment exposure to securities may be different from that of the Index. In addition, the Fund may invest in securities not included in

the Index. The Fund may take or refrain from taking positions in order to improve tax efficiency, comply with regulatory restrictions, or for other reasons, each of which may negatively affect the Fund's correlation with the Index. The Fund may also be subject to large movements of assets into and out of the Fund, potentially resulting in the Fund being under- or overexposed to the Index and may be impacted by Index reconstitutions and Index rebalancing events. Additionally, the Fund's underlying investments and/or reference assets may trade on markets that may not be open on the same day as the Fund, which may cause a difference between the changes in the daily performance of the Fund and changes in the level of the Index. Any of these factors could decrease correlation between the performance of the Fund and the Index and may hinder the Fund's ability to meet its daily investment objective on or around that day.

- **Rebalancing Risk** — If for any reason the Fund is unable to rebalance all or a portion of its portfolio, or if all or a portion of the portfolio is rebalanced incorrectly, the Fund's investment exposure may not be consistent with the Fund's investment objective. In these instances, the Fund may have investment exposure to the Index that is significantly greater or less than its stated multiple. As a result, the Fund may be more exposed to leverage risk than if it had been properly rebalanced and may not achieve its investment objective.
- **Counterparty Risk** — Investing in derivatives and repurchase agreements involves entering into contracts with third parties (i.e., counterparties). The use of derivatives involves risks that are different from those associated with ordinary portfolio securities transactions. The Fund will be subject to credit risk (i.e., the risk that a counterparty is or is perceived to be unwilling or unable to make timely payments or otherwise meet its contractual obligations) with respect to the amount it expects to receive from counterparties to derivatives and repurchase agreements entered into by the Fund. If a counterparty becomes bankrupt or fails to perform its obligations, or if any collateral posted by the counterparty for the benefit of the Fund is insufficient or there are delays in the Fund's ability to access such collateral, the value of an investment in the Fund may decline.
- **Exposure to Latin American Investments Risk**—The Fund is exposed, to a greater extent than more geographically diversified funds, to risks associated with investments in Latin American countries. Such risks include, but are not limited to (i) political, economic, or social instability in certain Latin American countries; (ii) a heightened risk of high inflation and government deficits in certain Latin American countries; (iii) natural disasters particularly likely to occur in Latin America; (iv) heightened risk of currency devaluations; (v) risks associated with Latin American countries' significant dependence on the health of the U.S. economy; and (vi) risks associated with Latin American economies' sensitivity to fluctuations in the price of commodities such as oil and gas,

minerals, and metals (resulting from those economies' heavy reliance on the export of such commodities).

- **Equity and Market Risk** — Equity markets are volatile, and the value of securities, swaps, futures and other instruments correlated with equity markets may fluctuate dramatically from day to day. Equity markets are subject to corporate, political, regulatory, market and economic developments, as well as developments that impact specific economic sectors, industries or segments of the market. Further, stocks in the Index may underperform other equity investments. Volatility in the markets and/or market developments may cause the value of an investment in the Fund to decrease over short or long periods of time.
- **Exposure to Foreign Currency Risk** — Investments linked to or denominated in foreign currencies are exposed to additional risk factors versus those investments denominated in U.S. dollars and linked to U.S. investments. The value of an investment linked to or denominated in a foreign currency could change significantly as foreign currencies strengthen or weaken relative to the U.S. dollar. Devaluations of a currency by a government or banking authority may also have significant impact on the value of any investments linked to or denominated in that currency. Risks related to foreign currencies also include those related to economic or political developments, market inefficiencies or a higher risk that essential investment information may be incomplete, unavailable, or inaccurate. Foreign currency losses could offset or exceed any potential gains, or add to losses, in the related investments. Currency markets are also generally not as regulated as securities markets. In addition, in order to transact in foreign investments, the Fund may exchange and hold foreign currencies. Regulatory fees or higher custody fees may be imposed on foreign currency holdings.
- **Exposure to Foreign Investments/Emerging Markets** — Exposure to securities of foreign issuers may provide the Fund with increased risk. Various factors related to foreign investments may negatively impact the Fund's and the Index's performance, such as: i) fluctuations in the value of the applicable foreign currency; ii) differences in securities settlement practices; iii) uncertainty associated with evidence of ownership of investments in countries that lack centralized custodial services; iv) possible regulation of, or other limitations on, investments by U.S. investors in foreign investments; v) potentially higher brokerage commissions; vi) the possibility that a foreign government may withhold portions of interest and dividends at the source; vii) taxation of income earned in foreign countries or other foreign taxes imposed; viii) foreign exchange controls, which may include suspension of the ability to transfer currency from a foreign country; ix) less publicly available information about foreign issuers; x) changes in the denomination currency of a foreign investment; and xi) less certain legal systems in which the Fund may encounter difficulties or be unable to pursue legal

remedies. Foreign investments also may be more susceptible to political, social, economic and regional factors than may be the case with U.S. securities. In addition, markets for foreign investments are usually less liquid, more volatile and significantly smaller than markets for U.S. securities, which may affect, among other things, the Fund's ability to purchase or sell foreign investments at appropriate times and prices. Because of differences in settlement times and/or foreign market holidays, transactions in a foreign market may take place one or more days after the necessary exposure to these investments is determined. Until the transactions are effected, the Fund is exposed to increased foreign currency risk and market risk and, ultimately, increased correlation risk.

Because the Fund's foreign investment exposure may include issuers domiciled in developing or "emerging market" countries, all the aforementioned factors are heightened and foreign investments risk is higher. Economic, business, political, or social instability may adversely affect the value of emerging market investments more acutely than investments tied to developed foreign countries. Furthermore any of these developments may result in a decline in the value of a country's currency. Emerging markets are riskier than more developed markets because they may develop unevenly or may never fully develop. Investments in emerging markets are considered speculative.

- **Geographic Concentration Risk** — Because the Fund focuses its investments in particular foreign countries or geographic regions, it may be more volatile than a more geographically diversified fund. The performance of the Fund will be affected by the political, social and economic conditions in those foreign countries and geographic regions and subject to the related risks.
- **Concentration and Focused Investing** —The Index may concentrate (i.e., composed of securities that represent 25 percent or more of the value of the Index) or focus (i.e., composed of securities that represent a substantial portion of its value, but less than 25 percent) in an industry or group of industries. The Fund will allocate its investments to approximately the same extent as the Index. As a result, the Fund may be subject to greater market fluctuations than a fund that is more broadly invested across industries. Financial, economic, business, regulatory conditions, and other developments affecting issuers in a particular industry or group of industries will have a greater effect on the Fund, and if securities of the particular industry or group of industries as a group fall out of favor, the Fund could underperform, or its net asset value may be more volatile than, funds that have greater industry diversification.
- **Exposure to Large-Cap Company Investment Risk** — Although returns on investments in large-cap companies are often perceived as being less volatile than the returns of companies with smaller market capitalizations, the return on large-cap securities could trail the returns on investments in smaller and mid-sized companies for a number of reasons. For

example, large-cap companies may be unable to respond quickly to new competitive challenges, such as changes in technology, and also may not be able to attain the high growth rate of successful smaller companies.

- **Natural Disaster/Epidemic Risk** — Natural or environmental disasters, such as earthquakes, fires, floods, hurricanes, tsunamis and other severe weather-related phenomena generally, and widespread disease, including pandemics and epidemics (for example, the novel coronavirus COVID-19), have been and can be highly disruptive to economies and markets and have recently led, and may continue to lead, to increased market volatility and significant market losses. Such natural disaster and health crises could exacerbate political, social, and economic risks, and result in significant breakdowns, delays, shutdowns, social isolation, and other disruptions to important global, local and regional supply chains affected, with potential corresponding results on the operating performance of the Fund and its investments. A climate of uncertainty and panic, including the contagion of infectious viruses or diseases, may adversely affect global, regional, and local economies and reduce the availability of potential investment opportunities, and increases the difficulty of performing due diligence and modeling market conditions, potentially reducing the accuracy of financial projections. Under these circumstances, the Fund may have difficulty achieving its investment objectives which may adversely impact Fund performance. Further, such events can be highly disruptive to economies and markets, significantly disrupt the operations of individual companies (including, but not limited to, the Fund's investment advisor, third party service providers, and counterparties), sectors, industries, markets, securities and commodity exchanges, currencies, interest and inflation rates, credit ratings, investor sentiment, and other factors affecting the value of the Fund's investments. These factors can cause substantial market volatility, exchange trading suspensions and closures, changes in the availability of and the margin requirements for certain instruments, and can impact the ability of the Fund to complete redemptions and otherwise affect Fund performance and Fund trading in the secondary market. A widespread crisis would also affect the global economy in ways that cannot necessarily be foreseen. How long such events will last and whether they will continue or recur cannot be predicted. Impacts from these could have a significant impact on the Fund's performance, resulting in losses to your investment.
- **Risk that Current Assumptions and Expectations Could Become Outdated As a Result of Global Economic Shock** — The onset of the novel coronavirus (COVID-19) has caused significant shocks to global financial markets and economies, with many governments taking extreme actions to slow and contain the spread of COVID-19. These actions have had, and likely will continue to have, a severe economic impact on global economies as economic activity in some instances has

essentially ceased. Financial markets across the globe are experiencing severe distress at least equal to what was experienced during the global financial crisis in 2008. In March 2020, U.S. equity markets entered a bear market in the fastest such move in the history of U.S. financial markets. During much of 2020, the unemployment rate in the U.S. has been extremely high by historical standards. It is not possible to predict when unemployment and market conditions will return to more normal levels. The global economic shocks being experienced as of the date hereof may cause the underlying assumptions and expectations of the Fund to become outdated quickly or inaccurate, resulting in significant losses.

- **Non-Diversification Risk** — The Fund is classified as “non-diversified” under the Investment Company Act of 1940, as amended (“1940 Act”). This means it has the ability to invest a relatively high percentage of its assets in the securities of a small number of issuers or in financial instruments with a single counterparty or a few counterparties. This may increase the Fund’s volatility and increase the risk that the Fund’s performance will decline based on the performance of a single issuer or the credit of a single counterparty. This risk may be particularly acute if the Index is comprised of a small number of securities.
- **Index Performance Risk** — The Index maintained by a third party provider unaffiliated with the Fund or ProFund Advisors. There can be no guarantee or assurance that the methodology used by the third party provider to create the Index will result in the Fund achieving positive returns. Further, there can be no guarantee that the methodology underlying the Index or the daily calculation of the Index will be free from error. It is also possible that the value of the Index may be subject to intentional manipulation by third-party market participants. The Index used by the Fund may underperform other asset classes and may underperform other similar indices. Each of these factors could have a negative impact on the performance of the Fund.
- **Active Investor Risk** — The Fund permits short-term trading of its securities. A significant portion of assets invested in the Fund may come from professional money managers and investors who use the Fund as part of active trading or tactical asset allocation strategies. These strategies often call for frequent trading to take advantage of anticipated changes in market conditions, which could increase portfolio turnover and may result in additional costs for the Fund. In addition, large movements of assets into and out of the Fund may have a negative impact on the Fund’s ability to achieve its investment objective or maintain a consistent level of operating expenses. In certain circumstances, the Fund’s expense ratio may vary from current estimates or the historical ratio disclosed in this Prospectus.
- **Early Close/Late Close/Trading Halt Risk** — An exchange or market may close early, close late or issue trading halts on specific securities or financial instruments. As a result, the

ability to trade certain securities or financial instruments may be restricted, which may result in the Fund being unable to trade those and other related financial instruments at all. In these circumstances, the Fund may be unable to rebalance its portfolio, may be unable to accurately price its investments and/or may incur substantial trading losses.

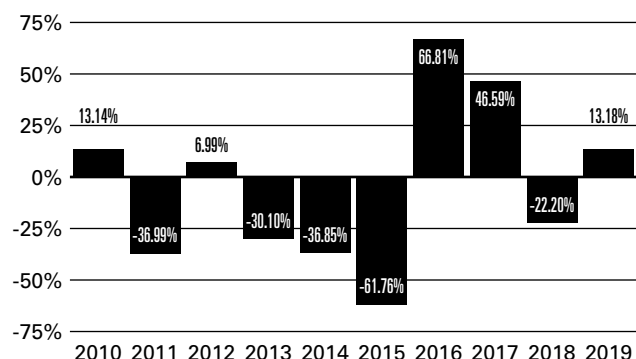
- **Liquidity Risk** — In certain circumstances, such as the disruption of the orderly markets for the financial instruments in which the Fund invests, the Fund might not be able to acquire or dispose of certain holdings quickly or at prices that represent true market value in the judgment of ProFund Advisors. Markets for the financial instruments in which the Fund invests may be disrupted by a number of events, including but not limited to economic crises, political crises, health crises, natural disasters, excessive volatility, new legislation, or regulatory changes inside or outside of the U.S. For example, regulation limiting the ability of certain financial institutions to invest in certain financial instruments would likely reduce the liquidity of those instruments. These situations may prevent the Fund from limiting losses, realizing gains or achieving a high leveraged correlation with the Index.
- **Portfolio Turnover Risk** — The Fund may incur high portfolio turnover to manage the Fund’s investment exposure. Additionally, active trading of the Fund’s shares may cause more frequent purchase and sales activities that could, in certain circumstances, increase the number of portfolio transactions. High levels of portfolio transactions increase brokerage and other transaction costs and may result in increased taxable capital gains. Each of these factors could have a negative impact on the performance of the Fund.
- **Tax Risk** — In order to qualify for the special tax treatment accorded a regulated investment company (“RIC”) and its shareholders, the Fund must derive at least 90% of its gross income for each taxable year from “qualifying income,” meet certain asset diversification tests at the end of each taxable quarter, and meet annual distribution requirements. The Fund’s pursuit of its investment strategies will potentially be limited by the Fund’s intention to qualify for such treatment and could adversely affect the Fund’s ability to so qualify. The Fund can make certain investments, the treatment of which for these purposes is unclear. If, in any year, the Fund were to fail to qualify for the special tax treatment accorded a RIC and its shareholders, and were ineligible to or were not to cure such failure, the Fund would be taxed in the same manner as an ordinary corporation subject to U.S. federal income tax on all its income at the fund level. The resulting taxes could substantially reduce the Fund’s net assets and the amount of income available for distribution. In addition, in order to requalify for taxation as a RIC, the Fund could be required to recognize unrealized gains, pay substantial taxes and interest, and make certain distributions. Please see the Statement of Additional Information for more information.
- **Valuation Risk** — In certain circumstances (e.g., if ProFund Advisors believes market quotations do not accurately reflect

the fair value of an investment, or a trading halt closes an exchange or market early), ProFund Advisors may, in its sole discretion, choose to determine a fair value price as the basis for determining the market value of such investment for such day. The fair value of an investment determined by ProFund Advisors may be different from other value determinations of the same investment. Portfolio investments that are valued using techniques other than market quotations, including “fair valued” investments, may be subject to greater fluctuation in their value from one day to the next than would be the case if market quotations were used. In addition, there is no assurance that the Fund could sell a portfolio investment for the value established for it at any time, and it is possible that the Fund would incur a loss because a portfolio investment is sold at a discount to its established value.

Please see “Investment Objectives, Principal Investment Strategies and Related Risks” in the Fund’s Prospectus for additional details.

Investment Results

The bar chart below shows how the Fund’s investment results for Investor Class shares have varied from year to year, and the table shows how the Fund’s average annual total returns for various periods compare with a broad measure of market performance. Performance for Service Class shares would differ to the extent their fees and expenses differ. This information provides some indication of the risks of investing in the Fund. In addition, the Fund’s performance information reflects applicable fee waivers and/or expense limitations, if any, in effect during the periods presented. Absent such fee waivers/expense limitations, if any, performance would have been lower. Past results (before and after taxes) are not predictive of future results. Updated information on the Fund’s results can be obtained by visiting the Fund’s website (www.profunds.com).

Annual Returns as of December 31

Best Quarter (ended 9/30/2010): **43.35%**

Worst Quarter (ended 9/30/2015): **-46.82%**

The year-to-date return as of the most recent quarter, which ended September 30, 2020, was -74.67%.

Average Annual Total Returns

As of December 31, 2019

	One Year	Five Years	Ten Years	Inception Date
Investor Class Shares				10/16/2007
– Before Taxes	13.18%	-3.81%	-12.04%	
– After Taxes on Distributions	12.84%	-3.99%	-12.18%	
– After Taxes on Distributions and Sale of Shares	8.05%	-2.87%	-7.62%	
Service Class Shares	12.05%	-4.76%	-12.90%	10/16/2007
S&P/BNY Mellon Latin America 35 ADR Index (USD)¹	11.28%	3.28%	-1.76%	

¹ Reflects no deduction for fees, expenses or taxes. Returns are gross returns that do not reflect the reduction of any withholding taxes, and are adjusted to reflect the reinvestment of dividends paid by companies in the Index.

Average annual total returns are shown on a before- and after-tax basis for Investor Class shares only. After-tax returns for Service Class shares will vary. After-tax returns are calculated using the historical highest individual federal marginal income tax rates and do not reflect the impact of state and local taxes. Actual after-tax returns depend on an investor's tax situation and may differ from those shown. After-tax returns shown are not relevant to investors who hold the Fund's shares through tax-deferred arrangements, such as a retirement account. After-tax returns may exceed the return before taxes due to a tax benefit from realizing a capital loss on a sale of shares.

Annual returns are required to be shown and should not be interpreted as suggesting that the Fund should or should not be held for longer periods of time.

Management

The Fund is advised by ProFund Advisors. Alexander Ilyasov, Senior Portfolio Manager, and Scott Hanson, Portfolio Manager, have jointly and primarily managed the Fund since August 2020 and August 2016, respectively.

Purchase and Sale of Fund Shares

The **minimum initial investment** amounts for all classes, which may be waived at the discretion of the Fund, are:

- \$5,000 for accounts that list a financial professional.
- \$15,000 for self-directed accounts.

You may purchase, redeem or exchange Fund shares on any day which the New York Stock Exchange is open for business. Depending on where your account is held, you may redeem your shares by contacting your financial professional or the Fund by mail, telephone, wire transfer or on-line (www.profund.com).

Tax Information

The Fund's distributions generally are taxable, and will be taxed as ordinary income, qualified dividend income or capital gains, unless you are investing through a tax-advantaged arrangement, such as a 401(k) plan or an individual retirement account. You may be taxed later upon withdrawal of monies from such tax-advantaged arrangements.

The Fund intends to distribute income, if any, and capital gains, if any, at least annually.

Payments to Broker-Dealers and Other Financial Intermediaries

If you purchase Fund shares through a financial intermediary, such as a broker-dealer or investment adviser, the Fund and its distributor may pay the intermediary for the sale of Fund shares and related services. These payments may create a conflict of interest by influencing the broker-dealer or other financial intermediary to recommend the Fund over another investment. Ask your financial intermediary or visit your financial intermediary's website for more information.

Important Information About the Fund

UltraMid-Cap ProFund (the “Fund”) seeks daily investment results, before fees and expenses, that correspond to two times (2x) the return of the S&P MidCap 400[®] Index (the “Index”) for a single day, not for any other period. A “single day” is measured from the time the Fund calculates its net asset value (“NAV”) to the time of the Fund’s next NAV calculation. **The return of the Fund for periods longer than a single day will be the result of its return for each day compounded over the period. The Fund’s returns for periods longer than a single day will very likely differ in amount, and possibly even direction, from the Fund’s stated multiple (2x) times the return of the Index for the same period. For periods longer than a single day, the Fund will lose money if the Index’s performance is flat, and it is possible that the Fund will lose money even if the level of the Index rises.** Longer holding periods, higher Index volatility, and greater leveraged exposure each exacerbate the impact of compounding on an investor’s returns. During periods of higher Index volatility, the volatility of the Index may affect the Fund’s return as much as or more than the return of the Index.

The Fund presents different risks than other types of funds. The Fund uses leverage and is riskier than similarly benchmarked funds that do not use leverage. The Fund may not be suitable for all investors and should be used only by knowledgeable investors who understand the consequences of seeking daily leveraged (2x) investment results, including the impact of compounding on Fund performance. Investors in the Fund should actively manage and monitor their investments, as frequently as daily. An investor in the Fund could potentially lose the full principal value of their investment within a single day.

Investment Objective

The Fund seeks daily investment results, before fees and expenses, that correspond to two times (2x) the daily performance of the Index. **The Fund does not seek to achieve its stated investment objective over a period of time greater than a single day.**

Fees and Expenses of the Fund

The table below describes the fees and expenses that you may pay if you buy, hold, and sell shares of the Fund. You may pay other fees, such as brokerage commissions and other fees to financial intermediaries, which are not reflected in the tables and examples below.

Shareholder Fees

(fees paid directly from your investment)

Wire Fee \$10

Annual Fund Operating Expenses

(expenses that you pay each year as a percentage of the value of your investment)

	Investor Class	Service Class
Investment Advisory Fees	0.75%	0.75%
Distribution and Service (12b-1) Fees	0.00%	1.00%
Other Expenses	0.91%	0.91%
Total Annual Fund Operating Expenses¹	1.66%	2.66%

¹ ProFund Advisors LLC (“ProFund Advisors”) has contractually agreed to waive Investment Advisory and Management Services Fees and to reimburse Other Expenses to the extent Total Annual Fund Operating Expenses Before Fee Waivers and Expense Reimbursements, as a percentage of average daily net assets, exceed 1.95% for Investor Class shares and 2.95% for Service Class shares through November 30, 2021. After such date, the expense limitation may be terminated or revised by ProFund Advisors. Amounts waived or reimbursed in a particular contractual period may be recouped by ProFund Advisors within three years of the end of that contractual period, however, such recoupment will be limited to the lesser of any expense limitation in place at the time of recoupment or the expense limitation in place at the time of waiver or reimbursement.

Example: This example is intended to help you compare the cost of investing in the Fund with the cost of investing in other funds.

The example assumes that you invest \$10,000 in the Fund for the time periods indicated and then redeem all of your shares at the end of each period. The example also assumes that your investment has a 5% return each year and that the Fund’s operating expenses remain the same. Although your actual costs may be higher or lower, based on these assumptions your approximate costs would be:

	1Year	3Years	5Years	10Years
Investor Class	\$169	\$523	\$902	\$1,965
Service Class	\$269	\$826	\$1,410	\$2,993

The Fund pays transaction and financing costs associated with the purchase and sale of securities and derivatives. These costs are not reflected in the table or the example above.

Portfolio Turnover

The Fund pays transaction costs, such as commissions, when it buys and sells securities (or “turns over” its portfolio). A higher portfolio turnover rate may indicate higher transaction costs and may result in higher taxes when the Fund’s shares are held in a taxable account. These costs, which are not reflected in the Annual Fund Operating Expenses or in the example above, affect

the Fund's performance. During the most recent fiscal year, the Fund's annual portfolio turnover rate was 63% of the average value of its entire portfolio. This portfolio turnover rate is calculated without regard to cash instruments or derivatives transactions. If such transactions were included, the Fund's portfolio turnover rate would be significantly higher.

Principal Investment Strategies

The Fund invests in financial instruments that ProFund Advisors believes, in combination, should produce daily returns consistent with the Fund's investment objective.

The Index is constructed and maintained by S&P Dow Jones Indices LLC. The Index is a measure of mid-size company U.S. stock market performance. It is a float-adjusted, market capitalization-weighted index of 400 U.S. operating companies and real estate investment trusts selected through a process that factors in criteria such as liquidity, price, market capitalization and financial viability. The Index is published under the Bloomberg ticker symbol "MID."

The Fund will invest principally in the financial instruments set forth below. The Fund expects that its cash balances maintained in connection with the use of financial instruments will typically be held in money market instruments.

- **Equity Securities** — The Fund invests in common stock issued by public companies.
- **Derivatives** — The Fund invests in derivatives, which are financial instruments whose value is derived from the value of an underlying asset or assets, such as stocks, bonds, funds (including exchange-traded funds ("ETFs")), interest rates or indexes. The Fund invests in derivatives as a substitute for investing directly in securities in order to seek returns for a single day that are leveraged (2x) to the returns of the Index for that day. These derivatives principally include:
 - **Swap Agreements** — Contracts entered into primarily with major global financial institutions for a specified period ranging from a day to more than one year. In a standard "swap" transaction, two parties agree to exchange the return (or differentials in rates of return) earned or realized on particular predetermined investments or instruments. The gross return to be exchanged or "swapped" between the parties is calculated with respect to a "notional amount," e.g., the return on or change in value of a particular dollar amount invested in a "basket" of securities or an ETF representing a particular index.
 - **Futures Contracts** — Standardized contracts traded on, or subject to the rules of, an exchange that call for the future delivery of a specified quantity and type of asset at a specified time and place or, alternatively, may call for cash settlement.
- **Money Market Instruments** — The Fund invests in short-term cash instruments that have a remaining maturity of 397

days or less and exhibit high quality credit profiles, for example:

- **U.S. Treasury Bills** — U.S. government securities that have initial maturities of one year or less, and are supported by the full faith and credit of the U.S. government.
- **Repurchase Agreements** — Contracts in which a seller of securities, usually U.S. government securities or other money market instruments, agrees to buy the securities back at a specified time and price. Repurchase agreements are primarily used by the Fund as a short-term investment vehicle for cash positions.

ProFund Advisors uses a mathematical approach to investing. Using this approach, ProFund Advisors determines the type, quantity and mix of investment positions that it believes, in combination, the Fund should hold to produce daily returns consistent with the daily Fund's investment objective. The Fund may invest in or gain exposure to only a representative sample of the securities in the Index or to securities not contained in the Index or in financial instruments, with the intent of obtaining exposure with aggregate characteristics similar to those of a multiple of the single day returns of the Index. In managing the assets of the Fund, ProFund Advisors does not invest the assets of the Fund in securities or financial instruments based on ProFund Advisors' view of the investment merit of a particular security, instrument, or company, nor does it conduct conventional investment research or analysis or forecast market movement or trends. The Fund seeks to remain fully invested at all times in securities and/or financial instruments that, in combination, provide leveraged exposure to the single day returns of the Index, consistent with its investment objective, without regard to market conditions, trends or direction. The Fund seeks investment results for a single day only, measured as the time the Fund calculates its NAV to the next time the Fund calculates its NAV, and not for any other period.

The Fund seeks to engage in daily rebalancing to position its portfolio so that its exposure to the Index is consistent with the Fund's daily investment objective. The time and manner in which the Fund rebalances its portfolio may vary from day to day at the discretion of ProFund Advisors, depending on market conditions and other circumstances. The Index's movements during the day will affect whether the Fund's portfolio needs to be rebalanced. For example, if the Index has risen on a given day, net assets of the Fund should rise (assuming there were no share redemptions). As a result, the Fund's exposure will need to be increased. Conversely, if the Index has fallen on a given day, net assets of the Fund should fall (assuming there were no shares issued). As a result, the Fund's exposure will need to be decreased.

Daily rebalancing and the compounding of each day's return over time means that the return of the Fund for a period longer than a single day will be the result of each day's

returns compounded over the period, which will very likely differ in amount, and possibly even direction, from two times (2x) the return of the Index for the same period. The Fund will lose money if the Index's performance is flat over time, and the Fund can lose money regardless of the performance of the Index, as a result of daily rebalancing, the Index's volatility, compounding of each day's return and other factors. See "Principal Risks" below.

The Fund will concentrate or focus its investments in a particular industry or group of industries to approximately the same extent the Index is so concentrated or focused. As of July 31, 2020, the Index was not concentrated in an industry group, but was focused in the information technology and industrials industry groups.

Please see "Investment Objectives, Principal Investment Strategies and Related Risks" in the Fund's Prospectus for additional details.

Principal Risks

You may lose the full principal value of your investment within a single day.

The principal risks described below are intended to provide information about the factors likely to have a significant adverse impact on the Fund's returns and consequently the value of an investment in the Fund. The risks are presented in an order intended to facilitate readability and their order does not imply that the realization of one risk is more likely to occur than another risk or likely to have a greater adverse impact than another risk.

- **Risks Associated with the Use of Derivatives** — Investing in derivatives may be considered aggressive and may expose the Fund to greater risks and may result in larger losses or smaller gains than investing directly in the reference asset(s) underlying those derivatives. These risks include counterparty risk, liquidity risk and increased correlation risk. When the Fund uses derivatives, there may be imperfect correlation between the value of the reference asset(s) underlying the derivative (e.g., the Index) and the derivative, which may prevent the Fund from achieving its investment objective. Because derivatives often require only a limited initial investment, the use of derivatives also may expose the Fund to losses in excess of those amounts initially invested. The Fund may use a combination of swaps on the Index and swaps on an ETF that is designed to track the performance of the Index. The performance of an ETF may not track the performance of the Index due to embedded costs and other factors. Thus, to the extent the Fund invests in swaps that use an ETF as the reference asset, the Fund may be subject to greater correlation risk and may not achieve as high a degree of correlation with the Index as it would if the Fund only used swaps on the Index. Moreover, with respect to the use of swap agreements, if the Index has a dramatic intraday move that causes a material decline in the Fund's net assets, the terms of a swap agreement between the Fund and its counterparty may permit the counterparty to immediately close out the transaction

with the Fund. In that event, the Fund may be unable to enter into another swap agreement or invest in other derivatives to achieve the desired exposure consistent with the Fund's investment objective. This, in turn, may prevent the Fund from achieving its investment objective, even if the Index reverses all or a portion of its intraday move by the end of the day. As a result, the value of an investment in the Fund may change quickly and without warning. Any costs associated with using derivatives will also have the effect of lowering the Fund's return.

- **Leverage Risk** — The Fund obtains investment exposure in excess of its assets in seeking to achieve its investment objective — a form of leverage — and will lose more money in market environments adverse to its daily objective than a similar fund that does not employ such leverage. The use of such leverage increases the risk of a total loss of an investor's investment. For example, because the Fund includes a multiplier of two times (2x) the Index, a single day movement in the Index approaching 50% at any point in the day could result in the total loss of an investor's investment if that movement is contrary to the investment objective of the Fund, even if the Index subsequently moves in an opposite direction, eliminating all or a portion of the earlier movement. This would be the case with any such single day movements in the Index, even if the Index maintains a level greater than zero at all times. In addition, the use of leverage may increase the volatility of the Fund and magnify any differences between the performance of the Fund and the Index.
- **Compounding Risk** — The Fund has a single day investment objective, and the Fund's performance for any other period is the result of its return for each day compounded over the period. The performance of the Fund for periods longer than a single day will very likely differ in amount, and possibly even direction, from two times (2x) the daily return of the Index for the same period, before accounting for fees and expenses. Compounding affects all investments, but has a more significant impact on a leveraged fund. This effect becomes more pronounced as Index volatility and holding periods increase. Fund performance for a period longer than a single day can be estimated given any set of assumptions for the following factors: (a) Index volatility; (b) Index performance; (c) period of time; (d) financing rates associated with leveraged exposure; (e) other Fund expenses; and (f) dividends or interest paid with respect to securities in the Index. The chart below illustrates the impact of two principal factors — Index volatility and Index performance — on Fund performance. The chart shows estimated Fund returns for a number of combinations of Index volatility and Index performance over a one-year period. Actual volatility, Index and Fund performance may differ significantly from the chart below. Performance shown in the chart assumes: (a) no dividends paid with respect to securities included in the Index; (b) no Fund expenses; and (c) borrowing/lending

rates (to obtain leveraged exposure) of zero percent. If Fund expenses and/or actual borrowing/lending rates were reflected, the Fund's performance would be different than shown.

Areas shaded darker represent those scenarios where the Fund can be expected to return less than two times (2x) the performance of the Index.

Estimated Fund Returns						
Index Performance		One Year Volatility Rate				
One Year Index	Two times (2x) the One Year Index	10%	25%	50%	75%	100%
-60%	-120%	-84.2%	-85.0%	-87.5%	-90.9%	-94.1%
-50%	-100%	-75.2%	-76.5%	-80.5%	-85.8%	-90.8%
-40%	-80%	-64.4%	-66.2%	-72.0%	-79.5%	-86.8%
-30%	-60%	-51.5%	-54.0%	-61.8%	-72.1%	-82.0%
-20%	-40%	-36.6%	-39.9%	-50.2%	-63.5%	-76.5%
-10%	-20%	-19.8%	-23.9%	-36.9%	-53.8%	-70.2%
0%	0%	-1.0%	-6.1%	-22.1%	-43.0%	-63.2%
10%	20%	19.8%	13.7%	-5.8%	-31.1%	-55.5%
20%	40%	42.6%	35.3%	12.1%	-18.0%	-47.0%
30%	60%	67.3%	58.8%	31.6%	-3.7%	-37.8%
40%	80%	94.0%	84.1%	52.6%	11.7%	-27.9%
50%	100%	122.8%	111.4%	75.2%	28.2%	-17.2%
60%	120%	153.5%	140.5%	99.4%	45.9%	-5.8%

The foregoing table is intended to isolate the effect of Index volatility and Index performance on the return of the Fund and is not a representation of actual returns. For example, the Fund may incorrectly be expected to achieve a -40% return on a yearly basis if the Index return were -20%, absent the effects of compounding. As the table shows, with Index volatility of 50%, the Fund could be expected to return -50.2% under such a scenario. The Fund's actual returns may be significantly better or worse than the returns shown above as a result of any of the factors discussed above or in "Principal Risks — Correlation Risk" below.

The Index's annualized historical volatility rate for the five-year period ended July 31, 2020 was 22.27%. The Index's highest May to May volatility rate during the five-year period was 40.29% (July 31, 2020). The Index's annualized total return performance for the five-year period ended July 31, 2020 was 6.14%. Historical Index volatility and performance are not indications of what the Index volatility and performance will be in the future. The volatility of U.S. exchange-traded securities or instruments that reflect the value of the Index may differ from the volatility of the Index.

For additional graphs and charts demonstrating the effects of Index volatility and Index performance on the long-term performance of the Fund, see "Understanding the Risks and Long-Term Performance of Daily Objective Funds — The Impact of Compounding" in the Fund's

Prospectus and "Special Note Regarding the Correlation Risks of Geared Funds" in the Fund's Statement of Additional Information.

- **Correlation Risk** — A number of factors may affect the Fund's ability to achieve a high degree of leveraged correlation with the Index, and there is no guarantee that the Fund will achieve a high degree of leveraged correlation. Failure to achieve a high degree of leveraged correlation may prevent the Fund from achieving its investment objective, and the percentage change of the Fund's NAV each day may differ, perhaps significantly in amount, and possibly even direction, from two times (2x) the percentage change of the Index on such day.

In order to achieve a high degree of leveraged correlation with the Index, the Fund seeks to rebalance its portfolio daily to keep exposure consistent with its investment objective. Being materially under- or overexposed to the Index may prevent the Fund from achieving a high degree of leveraged correlation with the Index and may expose the Fund to greater leverage risk. Market disruptions or closure, regulatory restrictions, market volatility, illiquidity in the markets for the financial instruments in which the Fund invests, and other factors will adversely affect the Fund's ability to adjust exposure to requisite levels. The target amount of portfolio exposure is impacted dynamically by the Index's movements, including intraday movements. Because of this, it is unlikely that the Fund will have perfect leveraged (2x) exposure during the day or at the end of each day and the likelihood of being materially under- or overexposed is higher on days when the Index is volatile, particularly when the Index is volatile at or near the close of the trading day.

A number of other factors may also adversely affect the Fund's leveraged correlation with the Index, including fees, expenses, transaction costs, financing costs associated with the use of derivatives, income items, valuation methodology, accounting standards and disruptions or illiquidity in the markets for the securities or financial instruments in which the Fund invests. The Fund may not have investment exposure to all of the securities in the Index, or its weighting of investment exposure to securities may be different from that of the Index. In addition, the Fund may invest in securities not included in the Index. The Fund may take or refrain from taking positions in order to improve tax efficiency, comply with regulatory restrictions, or for other reasons, each of which may negatively affect the Fund's correlation with the Index. The Fund may also be subject to large movements of assets into and out of the Fund, potentially resulting in the Fund being under- or overexposed to the Index and may be impacted by Index reconstitutions and Index rebalancing events. Additionally, the Fund's underlying investments and/or reference assets may trade on markets that may not be open on the same day as the Fund, which may cause a difference between the changes in the daily performance of the Fund and

changes in the level of the Index. Any of these factors could decrease correlation between the performance of the Fund and the Index and may hinder the Fund's ability to meet its daily investment objective on or around that day.

- **Rebalancing Risk** — If for any reason the Fund is unable to rebalance all or a portion of its portfolio, or if all or a portion of the portfolio is rebalanced incorrectly, the Fund's investment exposure may not be consistent with the Fund's investment objective. In these instances, the Fund may have investment exposure to the Index that is significantly greater or less than its stated multiple. As a result, the Fund may be more exposed to leverage risk than if it had been properly rebalanced and may not achieve its investment objective.
- **Counterparty Risk** — Investing in derivatives and repurchase agreements involves entering into contracts with third parties (i.e., counterparties). The use of derivatives involves risks that are different from those associated with ordinary portfolio securities transactions. The Fund will be subject to credit risk (i.e., the risk that a counterparty is or is perceived to be unwilling or unable to make timely payments or otherwise meet its contractual obligations) with respect to the amount it expects to receive from counterparties to derivatives and repurchase agreements entered into by the Fund. If a counterparty becomes bankrupt or fails to perform its obligations, or if any collateral posted by the counterparty for the benefit of the Fund is insufficient or there are delays in the Fund's ability to access such collateral, the value of an investment in the Fund may decline.

The counterparty to a listed futures contract is the clearing organization for the listed future, which is held through a futures commission merchant ("FCM") acting on behalf of the Fund. Consequently, the counterparty risk on a listed futures contract is the creditworthiness of the FCM and the exchange's clearing corporation.

- **Exposure to Small- and Mid-Cap Company Investment Risk** — The risk of equity investing may be particularly acute for securities of issuers with smaller market capitalizations. Small- and mid-cap companies may have limited product lines or resources, may be dependent upon a particular market niche and may have greater fluctuations in price than the stocks of larger companies. Small- and mid-cap companies may lack the financial and personnel resources to handle economic or industry-wide setbacks and, as a result, such setbacks could have a greater effect on small- and mid-cap security prices. Additionally, small- and mid-cap company stocks may trade at greater spreads or lower trading volumes, and may be less liquid than the stocks of larger companies. Further, stocks of small- and mid-sized companies could be more difficult to liquidate during market downturns compared to larger, more widely traded companies.
- **Equity and Market Risk** — Equity markets are volatile, and the value of securities, swaps, futures and other instruments correlated with equity markets may fluctuate dramatically

from day to day. Equity markets are subject to corporate, political, regulatory, market and economic developments, as well as developments that impact specific economic sectors, industries or segments of the market. Further, stocks in the Index may underperform other equity investments. Volatility in the markets and/or market developments may cause the value of an investment in the Fund to decrease over short or long periods of time.

- **Concentration and Focused Investing** — The Index may concentrate (i.e., composed of securities that represent 25 percent or more of the value of the Index) or focus (i.e., composed of securities that represent a substantial portion of its value, but less than 25 percent) in an industry or group of industries. The Fund will allocate its investments to approximately the same extent as the Index. As a result, the Fund may be subject to greater market fluctuations than a fund that is more broadly invested across industries. Financial, economic, business, regulatory conditions, and other developments affecting issuers in a particular industry or group of industries will have a greater effect on the Fund, and if securities of the particular industry or group of industries as a group fall out of favor, the Fund could underperform, or its net asset value may be more volatile than, funds that have greater industry diversification.
- **Natural Disaster/Epidemic Risk** — Natural or environmental disasters, such as earthquakes, fires, floods, hurricanes, tsunamis and other severe weather-related phenomena generally, and widespread disease, including pandemics and epidemics (for example, the novel coronavirus COVID-19), have been and can be highly disruptive to economies and markets and have recently led, and may continue to lead, to increased market volatility and significant market losses. Such natural disaster and health crises could exacerbate political, social, and economic risks, and result in significant breakdowns, delays, shutdowns, social isolation, and other disruptions to important global, local and regional supply chains affected, with potential corresponding results on the operating performance of the Fund and its investments. A climate of uncertainty and panic, including the contagion of infectious viruses or diseases, may adversely affect global, regional, and local economies and reduce the availability of potential investment opportunities, and increases the difficulty of performing due diligence and modeling market conditions, potentially reducing the accuracy of financial projections. Under these circumstances, the Fund may have difficulty achieving its investment objectives which may adversely impact Fund performance. Further, such events can be highly disruptive to economies and markets, significantly disrupt the operations of individual companies (including, but not limited to, the Fund's investment advisor, third party service providers, and counterparties), sectors, industries, markets, securities and commodity exchanges, currencies, interest and inflation rates, credit ratings, investor sentiment, and other factors affecting

the value of the Fund's investments. These factors can cause substantial market volatility, exchange trading suspensions and closures, changes in the availability of and the margin requirements for certain instruments, and can impact the ability of the Fund to complete redemptions and otherwise affect Fund performance and Fund trading in the secondary market. A widespread crisis would also affect the global economy in ways that cannot necessarily be foreseen. How long such events will last and whether they will continue or recur cannot be predicted. Impacts from these could have a significant impact on the Fund's performance, resulting in losses to your investment.

• **Risk that Current Assumptions and Expectations Could Become Outdated As a Result of Global Economic Shock** —

The onset of the novel coronavirus (COVID-19) has caused significant shocks to global financial markets and economies, with many governments taking extreme actions to slow and contain the spread of COVID-19. These actions have had, and likely will continue to have, a severe economic impact on global economies as economic activity in some instances has essentially ceased. Financial markets across the globe are experiencing severe distress at least equal to what was experienced during the global financial crisis in 2008. In March 2020, U.S. equity markets entered a bear market in the fastest such move in the history of U.S. financial markets. During much of 2020, the unemployment rate in the U.S. has been extremely high by historical standards. It is not possible to predict when unemployment and market conditions will return to more normal levels. The global economic shocks being experienced as of the date hereof may cause the underlying assumptions and expectations of the Fund to become outdated quickly or inaccurate, resulting in significant losses.

• **Non-Diversification Risk** — The Fund is classified as “non-diversified” under the Investment Company Act of 1940, as amended (“1940 Act”). This means it has the ability to invest a relatively high percentage of its assets in the securities of a small number of issuers or in financial instruments with a single counterparty or a few counterparties. This may increase the Fund's volatility and increase the risk that the Fund's performance will decline based on the performance of a single issuer or the credit of a single counterparty.

• **Index Performance Risk** — The Index maintained by a third party provider unaffiliated with the Fund or ProFund Advisors. There can be no guarantee or assurance that the methodology used by the third party provider to create the Index will result in the Fund achieving positive returns. Further, there can be no guarantee that the methodology underlying the Index or the daily calculation of the Index will be free from error. It is also possible that the value of the Index may be subject to intentional manipulation by third-party market participants. The Index used by the Fund may underperform other asset classes and may underperform

other similar indices. Each of these factors could have a negative impact on the performance of the Fund.

• **Active Investor Risk** — The Fund permits short-term trading of its securities. A significant portion of assets invested in the Fund may come from professional money managers and investors who use the Fund as part of active trading or tactical asset allocation strategies. These strategies often call for frequent trading to take advantage of anticipated changes in market conditions, which could increase portfolio turnover and may result in additional costs for the Fund. In addition, large movements of assets into and out of the Fund may have a negative impact on the Fund's ability to achieve its investment objective or maintain a consistent level of operating expenses. In certain circumstances, the Fund's expense ratio may vary from current estimates or the historical ratio disclosed in this Prospectus.

• **Early Close/Late Close/Trading Halt Risk** — An exchange or market may close early, close late or issue trading halts on specific securities or financial instruments. As a result, the ability to trade certain securities or financial instruments may be restricted, which may result in the Fund being unable to trade those and other related financial instruments at all. In these circumstances, the Fund may be unable to rebalance its portfolio, may be unable to accurately price its investments and/or may incur substantial trading losses.

• **Liquidity Risk** — In certain circumstances, such as the disruption of the orderly markets for the financial instruments in which the Fund invests, the Fund might not be able to acquire or dispose of certain holdings quickly or at prices that represent true market value in the judgment of ProFund Advisors. Markets for the financial instruments in which the Fund invests may be disrupted by a number of events, including but not limited to economic crises, political crises, health crises, natural disasters, excessive volatility, new legislation, or regulatory changes inside or outside of the U.S. For example, regulation limiting the ability of certain financial institutions to invest in certain financial instruments would likely reduce the liquidity of those instruments. These situations may prevent the Fund from limiting losses, realizing gains or achieving a high leveraged correlation with the Index.

• **Portfolio Turnover Risk** — The Fund may incur high portfolio turnover to manage the Fund's investment exposure. Additionally, active trading of the Fund's shares may cause more frequent purchase and sales activities that could, in certain circumstances, increase the number of portfolio transactions. High levels of portfolio transactions increase brokerage and other transaction costs and may result in increased taxable capital gains. Each of these factors could have a negative impact on the performance of the Fund.

• **Tax Risk** — In order to qualify for the special tax treatment accorded a regulated investment company (“RIC”) and its shareholders, the Fund must derive at least 90% of its gross

income for each taxable year from “qualifying income,” meet certain asset diversification tests at the end of each taxable quarter, and meet annual distribution requirements. The Fund’s pursuit of its investment strategies will potentially be limited by the Fund’s intention to qualify for such treatment and could adversely affect the Fund’s ability to so qualify. The Fund can make certain investments, the treatment of which for these purposes is unclear. If, in any year, the Fund were to fail to qualify for the special tax treatment accorded a RIC and its shareholders, and were ineligible to or were not to cure such failure, the Fund would be taxed in the same manner as an ordinary corporation subject to U.S. federal income tax on all its income at the fund level. The resulting taxes could substantially reduce the Fund’s net assets and the amount of income available for distribution. In addition, in order to requalify for taxation as a RIC, the Fund could be required to recognize unrealized gains, pay substantial taxes and interest, and make certain distributions. Please see the Statement of Additional Information for more information.

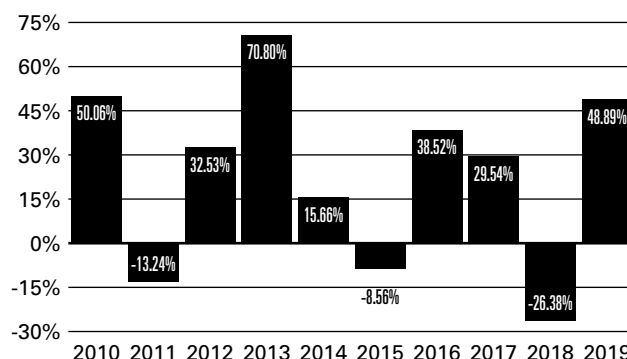
- **Valuation Risk** — In certain circumstances (e.g., if ProFund Advisors believes market quotations do not accurately reflect the fair value of an investment, or a trading halt closes an exchange or market early), ProFund Advisors may, in its sole discretion, choose to determine a fair value price as the basis for determining the market value of such investment for such day. The fair value of an investment determined by ProFund Advisors may be different from other value determinations of the same investment. Portfolio investments that are valued using techniques other than market quotations, including “fair valued” investments, may be subject to greater fluctuation in their value from one day to the next than would be the case if market quotations were used. In addition, there is no assurance that the Fund could sell a portfolio investment for the value established for it at any time, and it is possible that the Fund would incur a loss because a portfolio investment is sold at a discount to its established value.

Please see “Investment Objectives, Principal Investment Strategies and Related Risks” in the Fund’s Prospectus for additional details.

Investment Results

The bar chart below shows how the Fund’s investment results for Investor Class shares have varied from year to year, and the table shows how the Fund’s average annual total returns for various periods compare with a broad measure of market performance. Performance for Service Class shares would differ to the extent their fees and expenses differ. This information provides some indication of the risks of investing in the Fund. In addition, the Fund’s performance information reflects applicable fee waivers and/or expense limitations, if any, in effect during the periods presented. Absent such fee waivers/expense limitations, if any, performance would have been lower. Past results (before and after taxes) are not predictive of future results. Updated information on the Fund’s results can be obtained by visiting the Fund’s website (www.profunds.com).

Annual Returns as of December 31



Best Quarter (ended 3/31/2019): **28.90%**

Worst Quarter (ended 9/30/2011): **-38.78%**

The year-to-date return as of the most recent quarter, which ended September 30, 2020, was -30.90%.

Average Annual Total Returns

As of December 31, 2019

	One Year	Five Years	Ten Years	Inception Date
Investor Class Shares				2/7/2000
– Before Taxes	48.89%	12.46%	19.88%	
– After Taxes on Distributions	48.07%	11.77%	19.26%	
– After Taxes on Distributions and Sale of Shares	29.36%	9.71%	16.94%	
Service Class Shares	47.33%	11.34%	18.68%	2/7/2000
S&P MidCap 400^{®1}	26.20%	9.03%	12.72%	

1 Reflects no deduction for fees, expenses or taxes. Adjusted to reflect the reinvestment of dividends paid by issuers in the Index.

Average annual total returns are shown on a before- and after-tax basis for Investor Class shares only. After-tax returns for Service Class shares will vary. After-tax returns are calculated using the historical highest individual federal marginal income tax rates and do not reflect the impact of state and local taxes. Actual after-tax returns depend on an investor’s tax situation and may differ from those shown. After-tax returns shown are not relevant to investors who hold the Fund’s shares through tax-deferred arrangements, such as a retirement account. After-tax returns may exceed the return before taxes due to a tax benefit from realizing a capital loss on a sale of shares.

Annual returns are required to be shown and should not be interpreted as suggesting that the Fund should or should not be held for longer periods of time.

Management

The Fund is advised by ProFund Advisors. Michael Neches, Senior Portfolio Manager, and Devin Sullivan, Portfolio Manager, have jointly and primarily managed the Fund since October 2013 and April 2018, respectively.

Purchase and Sale of Fund Shares

The **minimum initial investment** amounts for all classes, which may be waived at the discretion of the Fund, are:

- \$5,000 for accounts that list a financial professional.
- \$15,000 for self-directed accounts.

You may purchase, redeem or exchange Fund shares on any day which the New York Stock Exchange is open for business. Depending on where your account is held, you may redeem your shares by contacting your financial professional or the Fund by mail, telephone, wire transfer or on-line (www.profund.com).

Tax Information

The Fund's distributions generally are taxable, and will be taxed as ordinary income, qualified dividend income or capital gains, unless you are investing through a tax-advantaged arrangement,

such as a 401(k) plan or an individual retirement account. You may be taxed later upon withdrawal of monies from such tax-advantaged arrangements.

The Fund intends to distribute income, if any, and capital gains, if any, at least annually.

Payments to Broker-Dealers and Other Financial Intermediaries

If you purchase Fund shares through a financial intermediary, such as a broker-dealer or investment adviser, the Fund and its distributor may pay the intermediary for the sale of Fund shares and related services. These payments may create a conflict of interest by influencing the broker-dealer or other financial intermediary to recommend the Fund over another investment. Ask your financial intermediary or visit your financial intermediary's website for more information.

Important Information About the Fund

UltraNasdaq-100 ProFund (the “Fund”) seeks daily investment results, before fees and expenses, that correspond to two times (2x) the return of the Nasdaq-100® Index (the “Index”) **for a single day**, not for any other period. A “single day” is measured from the time the Fund calculates its net asset value (“NAV”) to the time of the Fund’s next NAV calculation. **The return of the Fund for periods longer than a single day will be the result of its return for each day compounded over the period. The Fund’s returns for periods longer than a single day will very likely differ in amount, and possibly even direction, from the Fund’s stated multiple (2x) times the return of the Index for the same period. For periods longer than a single day, the Fund will lose money if the Index’s performance is flat, and it is possible that the Fund will lose money even if the level of the Index rises.** Longer holding periods, higher Index volatility, and greater leveraged exposure each exacerbate the impact of compounding on an investor’s returns. During periods of higher Index volatility, the volatility of the Index may affect the Fund’s return as much as or more than the return of the Index.

The Fund presents different risks than other types of funds. The Fund uses leverage and is riskier than similarly benchmarked funds that do not use leverage. The Fund may not be suitable for all investors and should be used only by knowledgeable investors who understand the consequences of seeking daily leveraged (2x) investment results, including the impact of compounding on Fund performance. Investors in the Fund should actively manage and monitor their investments, as frequently as daily. An investor in the Fund could potentially lose the full principal value of their investment within a single day.

Investment Objective

The Fund seeks daily investment results, before fees and expenses, that correspond to two times (2x) the daily performance of the Index. **The Fund does not seek to achieve its stated investment objective over a period of time greater than a single day.**

Fees and Expenses of the Fund

The table below describes the fees and expenses that you may pay if you buy, hold, and sell shares of the Fund. You may pay other fees, such as brokerage commissions and other fees to financial intermediaries, which are not reflected in the tables and examples below.

Shareholder Fees

(fees paid directly from your investment)

Wire Fee \$10

Annual Fund Operating Expenses

(expenses that you pay each year as a percentage of the value of your investment)

	Investor Class	Service Class
Investment Advisory Fees	0.75%	0.75%
Distribution and Service (12b-1) Fees	0.00%	1.00%
Other Expenses	0.84%	0.84%
Total Annual Fund Operating Expenses¹	1.59%	2.59%

¹ ProFund Advisors LLC (“ProFund Advisors”) has contractually agreed to waive Investment Advisory and Management Services Fees and to reimburse Other Expenses to the extent Total Annual Fund Operating Expenses Before Fee Waivers and Expense Reimbursements, as a percentage of average daily net assets, exceed 1.95% for Investor Class shares and 2.95% for Service Class shares through November 30, 2021. After such date, the expense limitation may be terminated or revised by ProFund Advisors. Amounts waived or reimbursed in a particular contractual period may be recouped by ProFund Advisors within three years of the end of that contractual period, however, such recoupment will be limited to the lesser of any expense limitation in place at the time of recoupment or the expense limitation in place at the time of waiver or reimbursement.

Example: This example is intended to help you compare the cost of investing in the Fund with the cost of investing in other funds.

The example assumes that you invest \$10,000 in the Fund for the time periods indicated and then redeem all of your shares at the end of each period. The example also assumes that your investment has a 5% return each year and that the Fund’s operating expenses remain the same. Although your actual costs may be higher or lower, based on these assumptions your approximate costs would be:

	1Year	3Years	5Years	10Years
Investor Class	\$162	\$502	\$866	\$1,889
Service Class	\$262	\$805	\$1,375	\$2,925

The Fund pays transaction and financing costs associated with the purchase and sale of securities and derivatives. These costs are not reflected in the table or the example above.

Portfolio Turnover

The Fund pays transaction costs, such as commissions, when it buys and sells securities (or “turns over” its portfolio). A higher portfolio turnover rate may indicate higher transaction costs and may result in higher taxes when the Fund’s shares are held in a taxable account. These costs, which are not reflected in the Annual Fund Operating Expenses or in the example above, affect

the Fund's performance. During the most recent fiscal year, the Fund's annual portfolio turnover rate was 20% of the average value of its entire portfolio. This portfolio turnover rate is calculated without regard to cash instruments or derivatives transactions. If such transactions were included, the Fund's portfolio turnover rate would be significantly higher.

Principal Investment Strategies

The Fund invests in financial instruments that ProFund Advisors believes, in combination, should produce daily returns consistent with the Fund's investment objective.

The Index is constructed and maintained by Nasdaq Inc. (the "Index Provider"). The Index includes 100 of the largest domestic and international non-financial companies listed on The Nasdaq Stock Market based on market capitalization. The Index reflects companies across major industry groups including computer hardware and software, telecommunications, retail/wholesale trade and biotechnology. Companies selected for inclusion are non-financial companies that meet appropriate trading volumes, adjusted market capitalization and other eligibility criteria. The Index is published under the Bloomberg ticker symbol "NDX."

The Fund will invest principally in the financial instruments set forth below. The Fund expects that its cash balances maintained in connection with the use of financial instruments will typically be held in money market instruments.

- **Equity Securities** — The Fund invests in common stock issued by public companies.
- **Derivatives** — The Fund invests in derivatives, which are financial instruments whose value is derived from the value of an underlying asset or assets, such as stocks, bonds, funds (including exchange-traded funds ("ETFs")), interest rates or indexes. The Fund invests in derivatives as a substitute for investing directly in securities in order to seek returns for a single day that are leveraged (2x) to the returns of the Index for that day. These derivatives principally include:
 - **Swap Agreements** — Contracts entered into primarily with major global financial institutions for a specified period ranging from a day to more than one year. In a standard "swap" transaction, two parties agree to exchange the return (or differentials in rates of return) earned or realized on particular predetermined investments or instruments. The gross return to be exchanged or "swapped" between the parties is calculated with respect to a "notional amount," e.g., the return on or change in value of a particular dollar amount invested in a "basket" of securities or an ETF representing a particular index.
 - **Futures Contracts** — Standardized contracts traded on, or subject to the rules of, an exchange that call for the future delivery of a specified quantity and type of asset at a specified time and place or, alternatively, may call for cash settlement.

- **Money Market Instruments** — The Fund invests in short-term cash instruments that have a remaining maturity of 397 days or less and exhibit high quality credit profiles, for example:

- **U.S. Treasury Bills** — U.S. government securities that have initial maturities of one year or less, and are supported by the full faith and credit of the U.S. government.
- **Repurchase Agreements** — Contracts in which a seller of securities, usually U.S. government securities or other money market instruments, agrees to buy the securities back at a specified time and price. Repurchase agreements are primarily used by the Fund as a short-term investment vehicle for cash positions.

ProFund Advisors uses a mathematical approach to investing. Using this approach, ProFund Advisors determines the type, quantity and mix of investment positions that it believes, in combination, the Fund should hold to produce daily returns consistent with the daily Fund's investment objective. The Fund may invest in or gain exposure to only a representative sample of the securities in the Index or to securities not contained in the Index or in financial instruments, with the intent of obtaining exposure with aggregate characteristics similar to those of a multiple of the single day returns of the Index. In managing the assets of the Fund, ProFund Advisors does not invest the assets of the Fund in securities or financial instruments based on ProFund Advisors' view of the investment merit of a particular security, instrument, or company, nor does it conduct conventional investment research or analysis or forecast market movement or trends. The Fund seeks to remain fully invested at all times in securities and/or financial instruments that, in combination, provide leveraged exposure to the single day returns of the Index, consistent with its investment objective, without regard to market conditions, trends or direction. The Fund seeks investment results for a single day only, measured as the time the Fund calculates its NAV to the next time the Fund calculates its NAV, and not for any other period.

The Fund seeks to engage in daily rebalancing to position its portfolio so that its exposure to the Index is consistent with the Fund's daily investment objective. The time and manner in which the Fund rebalances its portfolio may vary from day to day at the discretion of ProFund Advisors, depending on market conditions and other circumstances. The Index's movements during the day will affect whether the Fund's portfolio needs to be rebalanced. For example, if the Index has risen on a given day, net assets of the Fund should rise (assuming there were no share redemptions). As a result, the Fund's exposure will need to be increased. Conversely, if the Index has fallen on a given day, net assets of the Fund should fall (assuming there were no shares issued). As a result, the Fund's exposure will need to be decreased.

Daily rebalancing and the compounding of each day's return over time means that the return of the Fund for a period

longer than a single day will be the result of each day's returns compounded over the period, which will very likely differ in amount, and possibly even direction, from two times (2x) the return of the Index for the same period. The Fund will lose money if the Index's performance is flat over time, and the Fund can lose money regardless of the performance of the Index, as a result of daily rebalancing, the Index's volatility, compounding of each day's return and other factors. See "Principal Risks" below.

The Fund will concentrate or focus its investments in a particular industry or group of industries to approximately the same extent the Index is so concentrated or focused. As of July 31, 2020, the Index was concentrated in the information technology industry group and was focused in the consumer discretionary and communication services industry groups.

Please see "Investment Objectives, Principal Investment Strategies and Related Risks" in the Fund's Prospectus for additional details.

Principal Risks

You may lose the full principal value of your investment within a single day.

The principal risks described below are intended to provide information about the factors likely to have a significant adverse impact on the Fund's returns and consequently the value of an investment in the Fund. The risks are presented in an order intended to facilitate readability and their order does not imply that the realization of one risk is more likely to occur than another risk or likely to have a greater adverse impact than another risk.

- **Risks Associated with the Use of Derivatives** — Investing in derivatives may be considered aggressive and may expose the Fund to greater risks and may result in larger losses or smaller gains than investing directly in the reference asset(s) underlying those derivatives. These risks include counterparty risk, liquidity risk and increased correlation risk. When the Fund uses derivatives, there may be imperfect correlation between the value of the reference asset(s) underlying the derivative (e.g., the Index) and the derivative, which may prevent the Fund from achieving its investment objective. Because derivatives often require only a limited initial investment, the use of derivatives also may expose the Fund to losses in excess of those amounts initially invested. The Fund may use a combination of swaps on the Index and swaps on an ETF that is designed to track the performance of the Index. The performance of an ETF may not track the performance of the Index due to embedded costs and other factors. Thus, to the extent the Fund invests in swaps that use an ETF as the reference asset, the Fund may be subject to greater correlation risk and may not achieve as high a degree of correlation with the Index as it would if the Fund only used swaps on the Index. Moreover, with respect to the use of swap agreements, if the Index has a dramatic intraday move that causes a material decline in the Fund's net assets, the terms of a swap agreement between the Fund and its counterparty may permit

the counterparty to immediately close out the transaction with the Fund. In that event, the Fund may be unable to enter into another swap agreement or invest in other derivatives to achieve the desired exposure consistent with the Fund's investment objective. This, in turn, may prevent the Fund from achieving its investment objective, even if the Index reverses all or a portion of its intraday move by the end of the day. As a result, the value of an investment in the Fund may change quickly and without warning. Any costs associated with using derivatives will also have the effect of lowering the Fund's return.

- **Leverage Risk** — The Fund obtains investment exposure in excess of its assets in seeking to achieve its investment objective — a form of leverage — and will lose more money in market environments adverse to its daily objective than a similar fund that does not employ such leverage. The use of such leverage increases the risk of a total loss of an investor's investment. For example, because the Fund includes a multiplier of two times (2x) the Index, a single day movement in the Index approaching 50% at any point in the day could result in the total loss of an investor's investment if that movement is contrary to the investment objective of the Fund, even if the Index subsequently moves in an opposite direction, eliminating all or a portion of the earlier movement. This would be the case with any such single day movements in the Index, even if the Index maintains a level greater than zero at all times. In addition, the use of leverage may increase the volatility of the Fund and magnify any differences between the performance of the Fund and the Index.
- **Compounding Risk** — The Fund has a single day investment objective, and the Fund's performance for any other period is the result of its return for each day compounded over the period. The performance of the Fund for periods longer than a single day will very likely differ in amount, and possibly even direction, from two times (2x) the daily return of the Index for the same period, before accounting for fees and expenses. Compounding affects all investments, but has a more significant impact on a leveraged fund. This effect becomes more pronounced as Index volatility and holding periods increase. Fund performance for a period longer than a single day can be estimated given any set of assumptions for the following factors: (a) Index volatility; (b) Index performance; (c) period of time; (d) financing rates associated with leveraged exposure; (e) other Fund expenses; and (f) dividends or interest paid with respect to securities in the Index. The chart below illustrates the impact of two principal factors — Index volatility and Index performance — on Fund performance. The chart shows estimated Fund returns for a number of combinations of Index volatility and Index performance over a one-year period. Actual volatility, Index and Fund performance may differ significantly from the chart below. Performance shown in the chart assumes: (a) no dividends paid with respect to securities included in the

Index; (b) no Fund expenses; and (c) borrowing/lending rates (to obtain leveraged exposure) of zero percent. If Fund expenses and/or actual borrowing/lending rates were reflected, the Fund's performance would be different than shown.

Areas shaded darker represent those scenarios where the Fund can be expected to return less than two times (2x) the performance of the Index.

Estimated Fund Returns

Index Performance		One Year Volatility Rate				
One Year Index	Two times (2x) the One Year Index	10%	25%	50%	75%	100%
-60%	-120%	-84.2%	-85.0%	-87.5%	-90.9%	-94.1%
-50%	-100%	-75.2%	-76.5%	-80.5%	-85.8%	-90.8%
-40%	-80%	-64.4%	-66.2%	-72.0%	-79.5%	-86.8%
-30%	-60%	-51.5%	-54.0%	-61.8%	-72.1%	-82.0%
-20%	-40%	-36.6%	-39.9%	-50.2%	-63.5%	-76.5%
-10%	-20%	-19.8%	-23.9%	-36.9%	-53.8%	-70.2%
0%	0%	-1.0%	-6.1%	-22.1%	-43.0%	-63.2%
10%	20%	19.8%	13.7%	-5.8%	-31.1%	-55.5%
20%	40%	42.6%	35.3%	12.1%	-18.0%	-47.0%
30%	60%	67.3%	58.8%	31.6%	-3.7%	-37.8%
40%	80%	94.0%	84.1%	52.6%	11.7%	-27.9%
50%	100%	122.8%	111.4%	75.2%	28.2%	-17.2%
60%	120%	153.5%	140.5%	99.4%	45.9%	-5.8%

The foregoing table is intended to isolate the effect of Index volatility and Index performance on the return of the Fund and is not a representation of actual returns. For example, the Fund may incorrectly be expected to achieve a -40% return on a yearly basis if the Index return were -20%, absent the effects of compounding. As the table shows, with Index volatility of 50%, the Fund could be expected to return -50.2% under such a scenario. The Fund's actual returns may be significantly better or worse than the returns shown above as a result of any of the factors discussed above or in "Principal Risks — Correlation Risk" below.

The Index's annualized historical volatility rate for the five-year period ended July 31, 2020 was 22.08%. The Index's highest May to May volatility rate during the five-year period was 34.45% (July 31, 2020). The Index's annualized total return performance for the five-year period ended July 31, 2020 was 20.23%. Historical Index volatility and performance are not indications of what the Index volatility and performance will be in the future. The volatility of U.S. exchange-traded securities or instruments that reflect the value of the Index may differ from the volatility of the Index.

For additional graphs and charts demonstrating the effects of Index volatility and Index performance on the long-term performance of the Fund, see "Understanding the Risks and Long-Term Performance of Daily Objective

Funds — The Impact of Compounding" in the Fund's Prospectus and "Special Note Regarding the Correlation Risks of Geared Funds" in the Fund's Statement of Additional Information.

- **Correlation Risk** — A number of factors may affect the Fund's ability to achieve a high degree of leveraged correlation with the Index, and there is no guarantee that the Fund will achieve a high degree of leveraged correlation. Failure to achieve a high degree of leveraged correlation may prevent the Fund from achieving its investment objective, and the percentage change of the Fund's NAV each day may differ, perhaps significantly in amount, and possibly even direction, from two times (2x) the percentage change of the Index on such day.

In order to achieve a high degree of leveraged correlation with the Index, the Fund seeks to rebalance its portfolio daily to keep exposure consistent with its investment objective. Being materially under- or overexposed to the Index may prevent the Fund from achieving a high degree of leveraged correlation with the Index and may expose the Fund to greater leverage risk. Market disruptions or closure, regulatory restrictions, market volatility, illiquidity in the markets for the financial instruments in which the Fund invests, and other factors will adversely affect the Fund's ability to adjust exposure to requisite levels. The target amount of portfolio exposure is impacted dynamically by the Index's movements, including intraday movements. Because of this, it is unlikely that the Fund will have perfect leveraged (2x) exposure during the day or at the end of each day and the likelihood of being materially under- or overexposed is higher on days when the Index is volatile, particularly when the Index is volatile at or near the close of the trading day.

A number of other factors may also adversely affect the Fund's leveraged correlation with the Index, including fees, expenses, transaction costs, financing costs associated with the use of derivatives, income items, valuation methodology, accounting standards and disruptions or illiquidity in the markets for the securities or financial instruments in which the Fund invests. The Fund may not have investment exposure to all of the securities in the Index, or its weighting of investment exposure to securities may be different from that of the Index. In addition, the Fund may invest in securities not included in the Index. The Fund may take or refrain from taking positions in order to improve tax efficiency, comply with regulatory restrictions, or for other reasons, each of which may negatively affect the Fund's correlation with the Index. The Fund may also be subject to large movements of assets into and out of the Fund, potentially resulting in the Fund being under- or overexposed to the Index and may be impacted by Index reconstitutions and Index rebalancing events. Additionally, the Fund's underlying investments and/or reference assets may trade on markets that may not be open on the same day as the Fund, which may cause a difference

between the changes in the daily performance of the Fund and changes in the level of the Index. Any of these factors could decrease correlation between the performance of the Fund and the Index and may hinder the Fund's ability to meet its daily investment objective on or around that day.

- **Rebalancing Risk** — If for any reason the Fund is unable to rebalance all or a portion of its portfolio, or if all or a portion of the portfolio is rebalanced incorrectly, the Fund's investment exposure may not be consistent with the Fund's investment objective. In these instances, the Fund may have investment exposure to the Index that is significantly greater or less than its stated multiple. As a result, the Fund may be more exposed to leverage risk than if it had been properly rebalanced and may not achieve its investment objective.
- **Counterparty Risk** — Investing in derivatives and repurchase agreements involves entering into contracts with third parties (i.e., counterparties). The use of derivatives involves risks that are different from those associated with ordinary portfolio securities transactions. The Fund will be subject to credit risk (i.e., the risk that a counterparty is or is perceived to be unwilling or unable to make timely payments or otherwise meet its contractual obligations) with respect to the amount it expects to receive from counterparties to derivatives and repurchase agreements entered into by the Fund. If a counterparty becomes bankrupt or fails to perform its obligations, or if any collateral posted by the counterparty for the benefit of the Fund is insufficient or there are delays in the Fund's ability to access such collateral, the value of an investment in the Fund may decline.

The counterparty to a listed futures contract is the clearing organization for the listed future, which is held through a futures commission merchant ("FCM") acting on behalf of the Fund. Consequently, the counterparty risk on a listed futures contract is the creditworthiness of the FCM and the exchange's clearing corporation.

- **Equity and Market Risk** — Equity markets are volatile, and the value of securities, swaps, futures and other instruments correlated with equity markets may fluctuate dramatically from day to day. Equity markets are subject to corporate, political, regulatory, market and economic developments, as well as developments that impact specific economic sectors, industries or segments of the market. Further, stocks in the Index may underperform other equity investments. Volatility in the markets and/or market developments may cause the value of an investment in the Fund to decrease over short or long periods of time.
- **Concentration and Focused Investing** — The Index may concentrate (i.e., composed of securities that represent 25 percent or more of the value of the Index) or focus (i.e., composed of securities that represent a substantial portion of its value, but less than 25 percent) in an industry or group of industries. The Fund will allocate its investments to approximately the same extent as the Index. As a result, the

Fund may be subject to greater market fluctuations than a fund that is more broadly invested across industries. Financial, economic, business, regulatory conditions, and other developments affecting issuers in a particular industry or group of industries will have a greater effect on the Fund, and if securities of the particular industry or group of industries as a group fall out of favor, the Fund could underperform, or its net asset value may be more volatile than, funds that have greater industry diversification.

- **Exposure to Large-Cap Company Investment Risk** — Although returns on investments in large-cap companies are often perceived as being less volatile than the returns of companies with smaller market capitalizations, the return on large-cap securities could trail the returns on investments in smaller and mid-sized companies for a number of reasons. For example, large-cap companies may be unable to respond quickly to new competitive challenges, such as changes in technology, and also may not be able to attain the high growth rate of successful smaller companies.
- **Natural Disaster/Epidemic Risk** — Natural or environmental disasters, such as earthquakes, fires, floods, hurricanes, tsunamis and other severe weather-related phenomena generally, and widespread disease, including pandemics and epidemics (for example, the novel coronavirus COVID-19), have been and can be highly disruptive to economies and markets and have recently led, and may continue to lead, to increased market volatility and significant market losses. Such natural disaster and health crises could exacerbate political, social, and economic risks, and result in significant breakdowns, delays, shutdowns, social isolation, and other disruptions to important global, local and regional supply chains affected, with potential corresponding results on the operating performance of the Fund and its investments. A climate of uncertainty and panic, including the contagion of infectious viruses or diseases, may adversely affect global, regional, and local economies and reduce the availability of potential investment opportunities, and increases the difficulty of performing due diligence and modeling market conditions, potentially reducing the accuracy of financial projections. Under these circumstances, the Fund may have difficulty achieving its investment objectives which may adversely impact Fund performance. Further, such events can be highly disruptive to economies and markets, significantly disrupt the operations of individual companies (including, but not limited to, the Fund's investment advisor, third party service providers, and counterparties), sectors, industries, markets, securities and commodity exchanges, currencies, interest and inflation rates, credit ratings, investor sentiment, and other factors affecting the value of the Fund's investments. These factors can cause substantial market volatility, exchange trading suspensions and closures, changes in the availability of and the margin requirements for certain instruments, and can impact the ability of the Fund to complete redemptions and otherwise

affect Fund performance and Fund trading in the secondary market. A widespread crisis would also affect the global economy in ways that cannot necessarily be foreseen. How long such events will last and whether they will continue or recur cannot be predicted. Impacts from these could have a significant impact on the Fund's performance, resulting in losses to your investment.

• **Risk that Current Assumptions and Expectations Could Become Outdated As a Result of Global Economic Shock** —

The onset of the novel coronavirus (COVID-19) has caused significant shocks to global financial markets and economies, with many governments taking extreme actions to slow and contain the spread of COVID-19. These actions have had, and likely will continue to have, a severe economic impact on global economies as economic activity in some instances has essentially ceased. Financial markets across the globe are experiencing severe distress at least equal to what was experienced during the global financial crisis in 2008. In March 2020, U.S. equity markets entered a bear market in the fastest such move in the history of U.S. financial markets. During much of 2020, the unemployment rate in the U.S. has been extremely high by historical standards. It is not possible to predict when unemployment and market conditions will return to more normal levels. The global economic shocks being experienced as of the date hereof may cause the underlying assumptions and expectations of the Fund to become outdated quickly or inaccurate, resulting in significant losses.

• **Non-Diversification Risk** — The Fund is classified as “non-diversified” under the Investment Company Act of 1940, as amended (“1940 Act”). This means it has the ability to invest a relatively high percentage of its assets in the securities of a small number of issuers or in financial instruments with a single counterparty or a few counterparties. This may increase the Fund's volatility and increase the risk that the Fund's performance will decline based on the performance of a single issuer or the credit of a single counterparty.

• **Index Performance Risk** — The Index maintained by a third party provider unaffiliated with the Fund or ProFund Advisors. There can be no guarantee or assurance that the methodology used by the third party provider to create the Index will result in the Fund achieving positive returns. Further, there can be no guarantee that the methodology underlying the Index or the daily calculation of the Index will be free from error. It is also possible that the value of the Index may be subject to intentional manipulation by third-party market participants. The Index used by the Fund may underperform other asset classes and may underperform other similar indices. Each of these factors could have a negative impact on the performance of the Fund.

• **Active Investor Risk** — The Fund permits short-term trading of its securities. A significant portion of assets invested in the Fund may come from professional money managers and investors who use the Fund as part of active trading or tactical

asset allocation strategies. These strategies often call for frequent trading to take advantage of anticipated changes in market conditions, which could increase portfolio turnover and may result in additional costs for the Fund. In addition, large movements of assets into and out of the Fund may have a negative impact on the Fund's ability to achieve its investment objective or maintain a consistent level of operating expenses. In certain circumstances, the Fund's expense ratio may vary from current estimates or the historical ratio disclosed in this Prospectus.

• **Early Close/Late Close/Trading Halt Risk** — An exchange or market may close early, close late or issue trading halts on specific securities or financial instruments. As a result, the ability to trade certain securities or financial instruments may be restricted, which may result in the Fund being unable to trade those and other related financial instruments at all. In these circumstances, the Fund may be unable to rebalance its portfolio, may be unable to accurately price its investments and/or may incur substantial trading losses.

• **Liquidity Risk** — In certain circumstances, such as the disruption of the orderly markets for the financial instruments in which the Fund invests, the Fund might not be able to acquire or dispose of certain holdings quickly or at prices that represent true market value in the judgment of ProFund Advisors. Markets for the financial instruments in which the Fund invests may be disrupted by a number of events, including but not limited to economic crises, political crises, health crises, natural disasters, excessive volatility, new legislation, or regulatory changes inside or outside of the U.S. For example, regulation limiting the ability of certain financial institutions to invest in certain financial instruments would likely reduce the liquidity of those instruments. These situations may prevent the Fund from limiting losses, realizing gains or achieving a high leveraged correlation with the Index.

• **Portfolio Turnover Risk** — The Fund may incur high portfolio turnover to manage the Fund's investment exposure. Additionally, active trading of the Fund's shares may cause more frequent purchase and sales activities that could, in certain circumstances, increase the number of portfolio transactions. High levels of portfolio transactions increase brokerage and other transaction costs and may result in increased taxable capital gains. Each of these factors could have a negative impact on the performance of the Fund.

• **Tax Risk** — In order to qualify for the special tax treatment accorded a regulated investment company (“RIC”) and its shareholders, the Fund must derive at least 90% of its gross income for each taxable year from “qualifying income,” meet certain asset diversification tests at the end of each taxable quarter, and meet annual distribution requirements. The Fund's pursuit of its investment strategies will potentially be limited by the Fund's intention to qualify for such treatment and could adversely affect the Fund's ability to so qualify. The Fund can make certain investments, the treatment of which for these purposes is unclear. If, in any year, the Fund were to

fail to qualify for the special tax treatment accorded a RIC and its shareholders, and were ineligible to or were not to cure such failure, the Fund would be taxed in the same manner as an ordinary corporation subject to U.S. federal income tax on all its income at the fund level. The resulting taxes could substantially reduce the Fund's net assets and the amount of income available for distribution. In addition, in order to requalify for taxation as a RIC, the Fund could be required to recognize unrealized gains, pay substantial taxes and interest, and make certain distributions. Please see the Statement of Additional Information for more information.

- **Valuation Risk** — In certain circumstances (e.g., if ProFund Advisors believes market quotations do not accurately reflect the fair value of an investment, or a trading halt closes an exchange or market early), ProFund Advisors may, in its sole discretion, choose to determine a fair value price as the basis for determining the market value of such investment for such day. The fair value of an investment determined by ProFund Advisors may be different from other value determinations of the same investment. Portfolio investments that are valued using techniques other than market quotations, including "fair valued" investments, may be subject to greater fluctuation in their value from one day to the next than would be the case if market quotations were used. In addition, there is no assurance that the Fund could sell a portfolio investment for the value established for it at any time, and it is possible that the Fund would incur a loss because a portfolio investment is sold at a discount to its established value.

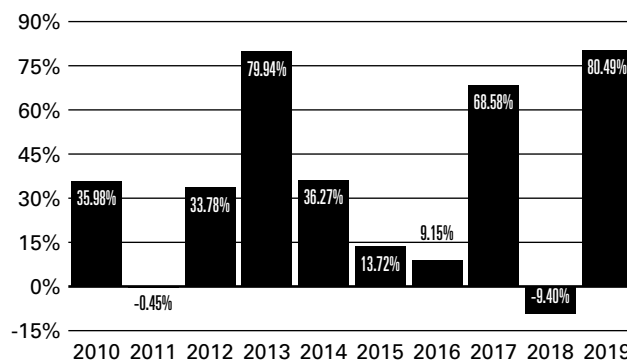
Please see "Investment Objectives, Principal Investment Strategies and Related Risks" in the Fund's Prospectus for additional details.

Investment Results

The bar chart below shows how the Fund's investment results for Investor Class shares have varied from year to year, and the table shows how the Fund's average annual total returns for various periods compare with a broad measure of market performance. Performance for Service Class shares would differ to the extent their fees and expenses differ. This information provides some indication of the risks of investing in the Fund. In addition, the Fund's performance information reflects applicable fee waivers and/or expense limitations, if any, in effect during the periods presented. Absent such fee waivers/expense limitations, if any, performance would have been lower. Past results (before and after taxes) are not predictive of future results. Updated

information on the Fund's results can be obtained by visiting the Fund's website (www.profunds.com).

Annual Returns as of December 31



Best Quarter (ended 3/31/2012): **45.76%**

Worst Quarter (ended 12/31/2018): **-33.53%**

The year-to-date return as of the most recent quarter, which ended September 30, 2020, was 48.91%.

Average Annual Total Returns

As of December 31, 2019

	One Year	Five Years	Ten Years	Inception Date
Investor Class Shares				12/1/1997
– Before Taxes	80.49%	27.89%	31.27%	
– After Taxes on Distributions	76.59%	26.92%	30.77%	
– After Taxes on Distributions and Sale of Shares	47.79%	22.80%	27.76%	
Service Class Shares	78.70%	26.62%	29.98%	12/1/1997
Nasdaq-100® Index¹	39.46%	16.91%	18.07%	

1 Reflects no deduction for fees, expenses or taxes. Adjusted to reflect the reinvestment of dividends paid by issuers in the Index.

Average annual total returns are shown on a before- and after-tax basis for Investor Class shares only. After-tax returns for Service Class shares will vary. After-tax returns are calculated using the historical highest individual federal marginal income tax rates and do not reflect the impact of state and local taxes. Actual after-tax returns depend on an investor's tax situation and may differ from those shown. After-tax returns shown are not relevant to investors who hold the Fund's shares through tax-deferred arrangements, such as a retirement account. After-tax returns

may exceed the return before taxes due to a tax benefit from realizing a capital loss on a sale of shares.

Annual returns are required to be shown and should not be interpreted as suggesting that the Fund should or should not be held for longer periods of time.

Management

The Fund is advised by ProFund Advisors. Michael Neches, Senior Portfolio Manager, and Devin Sullivan, Portfolio Manager, have jointly and primarily managed the Fund since October 2013 and April 2018, respectively.

Purchase and Sale of Fund Shares

The **minimum initial investment** amounts for all classes, which may be waived at the discretion of the Fund, are:

- \$5,000 for accounts that list a financial professional.
- \$15,000 for self-directed accounts.

You may purchase, redeem or exchange Fund shares on any day which the New York Stock Exchange is open for business. Depending on where your account is held, you may redeem your shares by contacting your financial professional or the Fund by mail, telephone, wire transfer or on-line (www.profund.com).

Tax Information

The Fund's distributions generally are taxable, and will be taxed as ordinary income, qualified dividend income or capital gains, unless you are investing through a tax-advantaged arrangement, such as a 401(k) plan or an individual retirement account. You may be taxed later upon withdrawal of monies from such tax-advantaged arrangements.

The Fund intends to distribute income, if any, and capital gains, if any, at least annually.

Payments to Broker-Dealers and Other Financial Intermediaries

If you purchase Fund shares through a financial intermediary, such as a broker-dealer or investment adviser, the Fund and its distributor may pay the intermediary for the sale of Fund shares and related services. These payments may create a conflict of interest by influencing the broker-dealer or other financial intermediary to recommend the Fund over another investment. Ask your financial intermediary or visit your financial intermediary's website for more information.

Important Information About the Fund

UltraShort China ProFund (the “Fund”) seeks daily investment results, before fees and expenses, that correspond to two times the inverse (-2x) of the return of the S&P/BNY Mellon China Select ADRSM Index (USD) (the “Index”) **for a single day**, not for any other period. A “single day” is measured from the time the Fund calculates its net asset value (“NAV”) to the time of the Fund’s next NAV calculation. **The return of the Fund for periods longer than a single day will be the result of its return for each day compounded over the period.** The Fund’s returns for periods longer than a single day will very likely differ in amount, and possibly even direction, from the Fund’s stated multiple (-2x) times the return of the Index for the same period. For periods longer than a single day, the Fund will lose money if the Index’s performance is flat, and it is possible that the Fund will lose money even if the level of the Index falls. Longer holding periods, higher Index volatility, and greater inverse leveraged exposure each exacerbate the impact of compounding on an investor’s returns. During periods of higher Index volatility, the volatility of the Index may affect the Fund’s return as much as or more than the return of the Index.

The Fund presents different risks than other types of funds. The Fund may not be suitable for all investors and should be used only by knowledgeable investors who understand the consequences of seeking daily inverse leveraged (-2x) investment results, including the impact of compounding on Fund performance. Investors in the Fund should actively manage and monitor their investments, as frequently as daily. An investor in the Fund could potentially lose the full principal value of their investment within a single day.

Investment Objective

The Fund seeks daily investment results, before fees and expenses, that correspond to two times the inverse (-2x) of the daily performance of the Index. **The Fund does not seek to achieve its stated investment objective over a period of time greater than a single day.**

Fees and Expenses of the Fund

The table below describes the fees and expenses that you may pay if you buy, hold, and sell shares of the Fund. You may pay other fees, such as brokerage commissions and other fees to financial intermediaries, which are not reflected in the tables and examples below.

Shareholder Fees

(fees paid directly from your investment)

Wire Fee \$10

Annual Fund Operating Expenses

(expenses that you pay each year as a percentage of the value of your investment)

	Investor Class	Service Class
Investment Advisory Fees	0.75%	0.75%
Distribution and Service (12b-1) Fees	0.00%	1.00%
Other Expenses	2.08%	2.08%

Total Annual Fund Operating Expenses Before Fee Waivers and Expense Reimbursements

	2.83%	3.83%
Fee Waivers/Reimbursements ¹	-1.05%	-1.05%

Total Annual Fund Operating Expenses After Fee Waivers and Expense Reimbursements

1.78%	2.78%
--------------	--------------

¹ ProFund Advisors LLC (“ProFund Advisors”) has contractually agreed to waive Investment Advisory and Management Services Fees and to reimburse Other Expenses to the extent Total Annual Fund Operating Expenses Before Fee Waivers and Expense Reimbursements, as a percentage of average daily net assets, exceed 1.78% for Investor Class shares and 2.78% for Service Class shares through November 30, 2021. After such date, the expense limitation may be terminated or revised by ProFund Advisors. Amounts waived or reimbursed in a particular contractual period may be recouped by ProFund Advisors within three years of the end of that contractual period, however, such recoupment will be limited to the lesser of any expense limitation in place at the time of recoupment or the expense limitation in place at the time of waiver or reimbursement.

Example: This example is intended to help you compare the cost of investing in the Fund with the cost of investing in other funds.

The example assumes that you invest \$10,000 in the Fund for the time periods indicated and then redeem all of your shares at the end of each period. The example also assumes that your investment has a 5% return each year and that the Fund’s operating expenses remain the same, except that the fee waiver/expense reimbursement is assumed only to pertain to the first year. Although your actual costs may be higher or lower, based on these assumptions your approximate costs would be:

	1Year	3Years	5Years	10Years
Investor Class	\$181	\$778	\$1,401	\$3,081
Service Class	\$281	\$1,073	\$1,884	\$3,996

The Fund pays transaction and financing costs associated with the purchase and sale of securities and derivatives. These costs are not reflected in the table or the example above.

Portfolio Turnover

The Fund pays transaction costs, such as commissions, when it buys and sells securities (or “turns over” its portfolio). A higher portfolio turnover rate may indicate higher transaction costs and may result in higher taxes when the Fund’s shares are held in a taxable account. These costs, which are not reflected in the Annual Fund Operating Expenses or in the example above, affect the Fund’s performance. During the most recent fiscal year, the Fund’s annual portfolio turnover rate was 0% of the average value of its entire portfolio. This portfolio turnover rate is calculated without regard to cash instruments or derivatives transactions. If such transactions were included, the Fund’s portfolio turnover rate would be significantly higher.

Principal Investment Strategies

The Fund invests in financial instruments that ProFund Advisors believes, in combination, should produce daily returns consistent with the Fund’s investment objective.

The Index is constructed and maintained by S&P Dow Jones Indices LLC. The Index is a free float-adjusted, market capitalization-weighted index. The Index is designed to track the performance of a basket of companies that are domiciled in China and that have a level II or III ADR program, New York Shares or Global Registered Shares listed with the New York Stock Exchange or Nasdaq. Securities eligible for inclusion in the Index are evaluated to ensure their overall consistency with the character, design and purpose of the Index which is to further its use as an effective benchmark. Decisions regarding additions to and removals from the Index are guided by certain pre-existing objective criteria. The Index is published under the Bloomberg ticker symbol “BKTCN.”

The Fund will invest principally in the financial instruments set forth below. The Fund expects that its cash balances maintained in connection with the use of financial instruments will typically be held in money market instruments.

- **Derivatives** — The Fund invests in derivatives, which are financial instruments whose value is derived from the value of an underlying asset or assets, such as stocks, bonds, funds (including exchange-traded funds (“ETFs”)), interest rates or indexes. The Fund invests in derivatives as a substitute for directly shorting stocks in order to seek returns for a single day that are inverse leveraged ($-2x$) to the returns of the Index for that day. These derivatives principally include:
 - **Swap Agreements** — Contracts entered into primarily with major global financial institutions for a specified period ranging from a day to more than one year. In a standard “swap” transaction, two parties agree to exchange the return (or differentials in rates of return) earned or realized on particular predetermined investments or instruments. The gross return to be exchanged or “swapped” between the parties is calculated with respect to a “notional amount,” e.g., the return on or change in value of a particular dollar

amount invested in a “basket” of securities or an ETF representing a particular index.

- **Money Market Instruments** — The Fund invests in short-term cash instruments that have a remaining maturity of 397 days or less and exhibit high quality credit profiles, for example:
 - **U.S. Treasury Bills** — U.S. government securities that have initial maturities of one year or less, and are supported by the full faith and credit of the U.S. government.
 - **Repurchase Agreements** — Contracts in which a seller of securities, usually U.S. government securities or other money market instruments, agrees to buy the securities back at a specified time and price. Repurchase agreements are primarily used by the Fund as a short-term investment vehicle for cash positions.

ProFund Advisors uses a mathematical approach to investing. Using this approach, ProFund Advisors determines the type, quantity and mix of investment positions that it believes, in combination, the Fund should hold to produce daily returns consistent with the daily Fund’s investment objective. The Fund may gain inverse exposure to only a representative sample of the securities in the Index or to securities not contained in the Index or in financial instruments, with the intent of obtaining exposure with aggregate characteristics similar to those of two times the inverse of the single day returns of the Index. In managing the assets of the Fund, ProFund Advisors does not invest the assets of the Fund in securities or financial instruments based on ProFund Advisors’ view of the investment merit of a particular security, instrument, or company, nor does it conduct conventional investment research or analysis or forecast market movement or trends. The Fund seeks to remain fully invested at all times in securities and/or financial instruments that, in combination, provide inverse leveraged exposure to the single day returns of the Index, consistent with its investment objective, without regard to market conditions, trends or direction. The Fund seeks investment results for a single day only, measured as the time the Fund calculates its NAV to the next time the Fund calculates its NAV, and not for any other period.

The Fund seeks to engage in daily rebalancing to position its portfolio so that its exposure to the Index is consistent with the Fund’s daily investment objective. The time and manner in which the Fund rebalances its portfolio may vary from day to day at the discretion of ProFund Advisors, depending on market conditions and other circumstances. The Index’s movements during the day will affect whether the Fund’s portfolio needs to be rebalanced. For example, if the Index has risen on a given day, net assets of the Fund should fall (assuming there were no shares issued). As a result, the Fund’s inverse exposure will need to be decreased. Conversely, if the Index has fallen on a given day, net assets of the Fund should rise (assuming there were no share redemptions).

As a result, the Fund's inverse exposure will need to be increased.

Daily rebalancing and the compounding of each day's return over time means that the return of the Fund for a period longer than a single day will be the result of each day's returns compounded over the period, which will very likely differ in amount, and possibly even direction, from two times the inverse (-2x) of the return of the Index for the same period. The Fund will lose money if the Index's performance is flat over time, and the Fund can lose money regardless of the performance of the Index, as a result of daily rebalancing, the Index's volatility, compounding of each day's return and other factors. See "Principal Risks" below.

The Fund will concentrate or focus its investments in a particular industry or group of industries, country or region to approximately the same extent the Index is so concentrated or focused.

As of July 31, 2020, the Index was concentrated in the retailing industry group and was focused in the media and entertainment industry group. Additionally, the Index was concentrated in China.

Please see "Investment Objectives, Principal Investment Strategies and Related Risks" in the Fund's Prospectus for additional details.

Principal Risks

You may lose the full principal value of your investment within a single day.

The principal risks described below are intended to provide information about the factors likely to have a significant adverse impact on the Fund's returns and consequently the value of an investment in the Fund. The risks are presented in an order intended to facilitate readability and their order does not imply that the realization of one risk is more likely to occur than another risk or likely to have a greater adverse impact than another risk. While the realization of certain of the risks described herein may benefit the Fund because the Fund seeks daily investment results, before fees and expenses, that correspond to two times the inverse (-2x) of the daily return of the Index, such occurrences may introduce more volatility to the Fund, which could have a significant negative impact on Fund performance.

- **Risks Associated with the Use of Derivatives** — Investing in derivatives may be considered aggressive and may expose the Fund to greater risks and may result in larger losses or smaller gains than investing directly in the reference asset(s) underlying those derivatives. These risks include counterparty risk, liquidity risk and increased correlation risk. When the Fund uses derivatives, there may be imperfect correlation between the value of the reference asset(s) underlying the derivative (e.g., the Index) and the derivative, which may prevent the Fund from achieving its investment objective. Because derivatives often require only a limited initial investment, the use of derivatives also may expose the Fund to

losses in excess of those amounts initially invested. The Fund may use a combination of swaps on the Index and swaps on an ETF that is designed to track the performance of the Index. The performance of an ETF may not track the performance of the Index due to embedded costs and other factors. Thus, to the extent the Fund invests in swaps that use an ETF as the reference asset, the Fund may be subject to greater correlation risk and may not achieve as high a degree of correlation with the Index as it would if the Fund only used swaps on the Index. Moreover, with respect to the use of swap agreements, if the Index has a dramatic intraday move that causes a material decline in the Fund's net assets, the terms of a swap agreement between the Fund and its counterparty may permit the counterparty to immediately close out the transaction with the Fund. In that event, the Fund may be unable to enter into another swap agreement or invest in other derivatives to achieve the desired exposure consistent with the Fund's investment objective. This, in turn, may prevent the Fund from achieving its investment objective, even if the Index reverses all or a portion of its intraday move by the end of the day. As a result, the value of an investment in the Fund may change quickly and without warning. Any costs associated with using derivatives will also have the effect of lowering the Fund's return.

- **Leverage Risk** — The Fund obtains investment exposure in excess of its assets in seeking to achieve its investment objective — a form of leverage — and will lose more money in market environments adverse to its daily objective than a similar fund that does not employ such leverage. The use of such leverage increases the risk of a total loss of an investor's investment. For example, because the Fund includes a multiplier of two times the inverse (-2x) of the Index, a single day movement in the Index approaching 50% at any point in the day could result in the total loss of an investor's investment if that movement is contrary to the investment objective of the Fund, even if the Index subsequently moves in an opposite direction, eliminating all or a portion of the earlier movement. This would be the case with any such single day movements in the Index, even if the Index maintains a level greater than zero at all times. In addition, the use of leverage may increase the volatility of the Fund and magnify any differences between the performance of the Fund and the Index.
- **Compounding Risk** — The Fund has a single day investment objective, and the Fund's performance for any other period is the result of its return for each day compounded over the period. The performance of the Fund for periods longer than a single day will very likely differ in amount, and possibly even direction, from two times the inverse (-2x) of the daily return of the Index for the same period, before accounting for fees and expenses. Compounding affects all investments, but has a more significant impact on an inverse fund. This effect becomes more pronounced as Index volatility and holding periods increase. Fund performance for a period longer than a

single day can be estimated given any set of assumptions for the following factors: (a) Index volatility; (b) Index performance; (c) period of time; (d) financing rates associated with inverse leveraged exposure; (e) other Fund expenses; and (f) dividends or interest paid with respect to securities in the Index. The chart below illustrates the impact of two principal factors — Index volatility and Index performance — on Fund performance. The chart shows estimated Fund returns for a number of combinations of Index volatility and Index performance over a one-year period. Actual volatility, Index and Fund performance may differ significantly from the chart below. Performance shown in the chart assumes: (a) no dividends paid with respect to securities included in the Index; (b) no Fund expenses; and (c) borrowing/lending rates (to obtain inverse leveraged exposure) of zero percent. If Fund expenses and/or actual borrowing/lending rates were reflected, the Fund's performance would be different than shown.

Areas shaded darker represent those scenarios where the Fund can be expected to return less than two times the inverse (-2x) of the performance of the Index.

Estimated Fund Returns

Index Performance		One Year Volatility Rate				
One Year Index	Two times the inverse (-2x) of the One Year Index					
		10%	25%	50%	75%	100%
-60%	120%	506.5%	418.1%	195.2%	15.6%	-68.9%
-50%	100%	288.2%	231.6%	88.9%	-26.0%	-80.1%
-40%	80%	169.6%	130.3%	31.2%	-48.6%	-86.2%
-30%	60%	98.1%	69.2%	-3.6%	-62.2%	-89.8%
-20%	40%	51.6%	29.5%	-26.2%	-71.1%	-92.2%
-10%	20%	19.8%	2.3%	-41.7%	-77.2%	-93.9%
0%	0%	-3.0%	-17.1%	-52.8%	-81.5%	-95.0%
10%	-20%	-19.8%	-31.5%	-61.0%	-84.7%	-95.9%
20%	-40%	-32.6%	-42.4%	-67.2%	-87.2%	-96.5%
30%	-60%	-42.6%	-50.9%	-72.0%	-89.1%	-97.1%
40%	-80%	-50.5%	-57.7%	-75.9%	-90.6%	-97.5%
50%	-100%	-56.9%	-63.2%	-79.0%	-91.8%	-97.8%
60%	-120%	-62.1%	-67.6%	-81.5%	-92.8%	-98.1%

The foregoing table is intended to isolate the effect of Index volatility and Index performance on the return of the Fund and is not a representation of actual returns. For example, the Fund may incorrectly be expected to achieve a -40% return on a yearly basis if the Index return were 20%, absent the effects of compounding. As the table shows, with Index volatility of 50%, the Fund could be expected to return -67.2% under such a scenario. The Fund's actual returns may be significantly better or worse than the returns shown above as a result of any of the factors discussed above or in "Principal Risks — Correlation Risk" below.

The Index's annualized historical volatility rate for the five-year period ended July 31, 2020 was 24.41%. The Index's highest July to July volatility rate during the five-year period was 30.84% (July 31, 2020). The Index's annualized total return performance for the five-year period ended July 31, 2020 was 9.21%. Historical Index volatility and performance are not indications of what the Index volatility and performance will be in the future. The volatility of U.S. exchange-traded securities or instruments that reflect the value of the Index may differ from the volatility of the Index.

For additional graphs and charts demonstrating the effects of Index volatility and Index performance on the long-term performance of the Fund, see "Understanding the Risks and Long-Term Performance of Daily Objective Funds — The Impact of Compounding" in the Fund's Prospectus and "Special Note Regarding the Correlation Risks of Geared Funds" in the Fund's Statement of Additional Information.

- **Correlation Risk** — A number of factors may affect the Fund's ability to achieve a high degree of inverse leveraged correlation with the Index, and there is no guarantee that the Fund will achieve a high degree of inverse leveraged correlation. Failure to achieve a high degree of inverse leveraged correlation may prevent the Fund from achieving its investment objective, and the percentage change of the Fund's NAV each day may differ, perhaps significantly in amount, and possibly even direction, from two times the inverse (-2x) of the percentage change of the Index on such day.

In order to achieve a high degree of inverse leveraged correlation with the Index, the Fund seeks to rebalance its portfolio daily to keep exposure consistent with its investment objective. Being materially under- or overexposed to the Index may prevent the Fund from achieving a high degree of inverse leveraged correlation with the Index and may expose the Fund to greater leverage risk. Market disruptions or closure, regulatory restrictions, market volatility, illiquidity in the markets for the financial instruments in which the Fund invests, and other factors will adversely affect the Fund's ability to adjust exposure to requisite levels. The target amount of portfolio exposure is impacted dynamically by the Index's movements, including intraday movements. Because of this, it is unlikely that the Fund will have perfect inverse leveraged (-2x) exposure during the day or at the end of each day and the likelihood of being materially under- or overexposed is higher on days when the Index is volatile, particularly when the Index is volatile at or near the close of the trading day.

A number of other factors may also adversely affect the Fund's inverse leveraged correlation with the Index, including fees, expenses, transaction costs, financing costs associated with the use of derivatives, income items, valuation methodology, accounting standards and disruptions or illiquidity in the markets for the securities or financial instruments in which

the Fund invests. The Fund may not have investment exposure to all of the securities in the Index, or its weighting of investment exposure to securities may be different from that of the Index. In addition, the Fund may invest in securities not included in the Index. The Fund may take or refrain from taking positions in order to improve tax efficiency, comply with regulatory restrictions, or for other reasons, each of which may negatively affect the Fund's correlation with the Index. The Fund may also be subject to large movements of assets into and out of the Fund, potentially resulting in the Fund being under- or overexposed to the Index and may be impacted by Index reconstitutions and Index rebalancing events. Additionally, the Fund's underlying investments and/or reference assets may trade on markets that may not be open on the same day as the Fund, which may cause a difference between the changes in the daily performance of the Fund and changes in the level of the Index. Any of these factors could decrease correlation between the performance of the Fund and the Index and may hinder the Fund's ability to meet its daily investment objective on or around that day.

- **Rebalancing Risk** — If for any reason the Fund is unable to rebalance all or a portion of its portfolio, or if all or a portion of the portfolio is rebalanced incorrectly, the Fund's investment exposure may not be consistent with the Fund's investment objective. In these instances, the Fund may have investment exposure to the Index that is significantly greater or less than its stated multiple. As a result, the Fund may be more exposed to leverage risk than if it had been properly rebalanced and may not achieve its investment objective.
- **Counterparty Risk** — Investing in derivatives and repurchase agreements involves entering into contracts with third parties (i.e., counterparties). The use of derivatives involves risks that are different from those associated with ordinary portfolio securities transactions. The Fund will be subject to credit risk (i.e., the risk that a counterparty is or is perceived to be unwilling or unable to make timely payments or otherwise meet its contractual obligations) with respect to the amount it expects to receive from counterparties to derivatives and repurchase agreements entered into by the Fund. If a counterparty becomes bankrupt or fails to perform its obligations, or if any collateral posted by the counterparty for the benefit of the Fund is insufficient or there are delays in the Fund's ability to access such collateral, the value of an investment in the Fund may decline.
- **Short Sale Exposure Risk** — The Fund may seek inverse or "short" exposure through financial instruments, which would cause the Fund to be exposed to certain risks associated with selling short. These risks include, under certain market conditions, an increase in the volatility and decrease in the liquidity of the instruments underlying the short position, which may lower the Fund's return, result in a loss, have the effect of limiting the Fund's ability to obtain inverse exposure through financial instruments, or require the Fund to seek inverse exposure through alternative investment strategies that

may be less desirable or more costly to implement. To the extent that, at any particular point in time, the instruments underlying the short position may be thinly traded or have a limited market, including due to regulatory action, the Fund may be unable to meet its investment objective due to a lack of available securities or counterparties. During such periods, the Fund's ability to issue additional shares may be adversely affected. Obtaining inverse leveraged exposure through these instruments may be considered an aggressive investment technique. Any income, dividends or payments by the assets underlying the Fund's short positions will negatively impact the Fund.

- **Inverse Correlation Risk** — Investors will lose money when the Index rises — a result that is the opposite from traditional funds.
- **Exposure to Chinese Investments Risk** — Investments in securities of issuers in China include risks such as, but are not limited to, less developed or less efficient trading markets; heightened risk of inefficiency, volatility and pricing anomalies of portfolio holdings resulting from government control of markets; currency fluctuations or blockage; nationalization of assets; limits on repatriation; uncertainty surrounding trading suspensions; a lack of publicly available information (as compared to many other countries); and natural disasters particularly likely to occur in China. Changes in Chinese government policy and economic growth rates could significantly affect local markets and the entire Greater China region. China has yet to develop comprehensive securities, corporate, or commercial laws, and its economy is experiencing a relative slowdown. China is an emerging market and demonstrates significantly higher volatility from time to time in comparison to developed markets. Internal social unrest or confrontations with neighboring countries may also disrupt economic development in China and result in a greater risk of currency fluctuations, currency non-convertibility, interest rate fluctuations, and higher rates of inflation. Investments in securities of Chinese companies are subject to China's heavy dependence on exports. Reductions in spending on Chinese products and services, institution of tariffs or other trade barriers, including as a result of heightened trade tensions between China and the United States, or a downturn in any of the economies of China's key trading partners may have an adverse impact on the Chinese economy and the values of Chinese companies. Significant portions of the Chinese securities markets may become rapidly illiquid, as Chinese issuers have the ability to suspend the trading of their equity securities and have shown a willingness to exercise that option in response to market volatility and other events. The liquidity of Chinese securities may shrink or disappear suddenly and without warning as a result of adverse economic, market or political events, or adverse investor perceptions, whether or not accurate.
- **Equity and Market Risk** — Equity markets are volatile, and the value of securities, swaps, futures and other instruments

correlated with equity markets may fluctuate dramatically from day to day. Equity markets are subject to corporate, political, regulatory, market and economic developments, as well as developments that impact specific economic sectors, industries or segments of the market. Further, stocks in the Index may underperform other equity investments. Volatility in the markets and/or market developments may cause the value of an investment in the Fund to decrease over short or long periods of time.

As a fund seeking daily investment results, before fees and expenses, that correspond to two times the inverse (-2x) of the daily return of the Index, the value of an investment in the Fund is expected to decline when market conditions cause the level of the Index to rise.

- **Exposure to Foreign Currency Risk** — Investments linked to or denominated in foreign currencies are exposed to additional risk factors versus those investments denominated in U.S. dollars and linked to U.S. investments. The value of an investment linked to or denominated in a foreign currency could change significantly as foreign currencies strengthen or weaken relative to the U.S. dollar. Devaluations of a currency by a government or banking authority may also have significant impact on the value of any investments linked to or denominated in that currency. Risks related to foreign currencies also include those related to economic or political developments, market inefficiencies or a higher risk that essential investment information may be incomplete, unavailable, or inaccurate. Foreign currency losses could offset or exceed any potential gains, or add to losses, in the related investments. Currency markets are also generally not as regulated as securities markets. In addition, in order to transact in foreign investments, the Fund may exchange and hold foreign currencies. Regulatory fees or higher custody fees may be imposed on foreign currency holdings.
- **Exposure to Foreign Investments/Emerging Markets** — Exposure to securities of foreign issuers may provide the Fund with increased risk. Various factors related to foreign investments may negatively impact the Fund's and the Index's performance, such as: i) fluctuations in the value of the applicable foreign currency; ii) differences in securities settlement practices; iii) uncertainty associated with evidence of ownership of investments in countries that lack centralized custodial services; iv) possible regulation of, or other limitations on, investments by U.S. investors in foreign investments; v) potentially higher brokerage commissions; vi) the possibility that a foreign government may withhold portions of interest and dividends at the source; vii) taxation of income earned in foreign countries or other foreign taxes imposed; viii) foreign exchange controls, which may include suspension of the ability to transfer currency from a foreign country; ix) less publicly available information about foreign issuers; x) changes in the denomination currency of a foreign investment; and xi) less certain legal systems in which the Fund may encounter difficulties or be unable to pursue legal

remedies. Foreign investments also may be more susceptible to political, social, economic and regional factors than may be the case with U.S. securities. In addition, markets for foreign investments are usually less liquid, more volatile and significantly smaller than markets for U.S. securities, which may affect, among other things, the Fund's ability to purchase or sell foreign investments at appropriate times and prices. Because of differences in settlement times and/or foreign market holidays, transactions in a foreign market may take place one or more days after the necessary exposure to these investments is determined. Until the transactions are effected, the Fund is exposed to increased foreign currency risk and market risk and, ultimately, increased correlation risk.

Because the Fund's foreign investment exposure may include issuers domiciled in developing or "emerging market" countries, all the aforementioned factors are heightened and foreign investments risk is higher. Economic, business, political, or social instability may adversely affect the value of emerging market investments more acutely than investments tied to developed foreign countries. Furthermore any of these developments may result in a decline in the value of a country's currency. Emerging markets are riskier than more developed markets because they may develop unevenly or may never fully develop. Investments in emerging markets are considered speculative.

- **Geographic Concentration Risk** — Because the Fund focuses its investments in particular foreign countries or geographic regions, it may be more volatile than a more geographically diversified fund. The performance of the Fund will be affected by the political, social and economic conditions in those foreign countries and geographic regions and subject to the related risks.
- **Concentration and Focused Investing** — The Index may concentrate (i.e., composed of securities that represent 25 percent or more of the value of the Index) or focus (i.e., composed of securities that represent a substantial portion of its value, but less than 25 percent) in an industry or group of industries. The Fund will allocate its investments to approximately the same extent as the Index. As a result, the Fund may be subject to greater market fluctuations than a fund that is more broadly invested across industries. Financial, economic, business, regulatory conditions, and other developments affecting issuers in a particular industry or group of industries will have a greater effect on the Fund, and if securities of the particular industry or group of industries as a group fall out of favor, the Fund could underperform, or its net asset value may be more volatile than, funds that have greater industry diversification.
- **Exposure to Large-Cap Company Investment Risk** — Although returns on investments in large-cap companies are often perceived as being less volatile than the returns of companies with smaller market capitalizations, the return on large-cap securities could trail the returns on investments in

smaller and mid-sized companies for a number of reasons. For example, large-cap companies may be unable to respond quickly to new competitive challenges, such as changes in technology, and also may not be able to attain the high growth rate of successful smaller companies.

- **Natural Disaster/Epidemic Risk** — Natural or environmental disasters, such as earthquakes, fires, floods, hurricanes, tsunamis and other severe weather-related phenomena generally, and widespread disease, including pandemics and epidemics (for example, the novel coronavirus COVID-19), have been and can be highly disruptive to economies and markets and have recently led, and may continue to lead, to increased market volatility and significant market losses. Such natural disaster and health crises could exacerbate political, social, and economic risks, and result in significant breakdowns, delays, shutdowns, social isolation, and other disruptions to important global, local and regional supply chains affected, with potential corresponding results on the operating performance of the Fund and its investments. A climate of uncertainty and panic, including the contagion of infectious viruses or diseases, may adversely affect global, regional, and local economies and reduce the availability of potential investment opportunities, and increases the difficulty of performing due diligence and modeling market conditions, potentially reducing the accuracy of financial projections. Under these circumstances, the Fund may have difficulty achieving its investment objectives which may adversely impact Fund performance. Further, such events can be highly disruptive to economies and markets, significantly disrupt the operations of individual companies (including, but not limited to, the Fund's investment advisor, third party service providers, and counterparties), sectors, industries, markets, securities and commodity exchanges, currencies, interest and inflation rates, credit ratings, investor sentiment, and other factors affecting the value of the Fund's investments. These factors can cause substantial market volatility, exchange trading suspensions and closures, changes in the availability of and the margin requirements for certain instruments, and can impact the ability of the Fund to complete redemptions and otherwise affect Fund performance and Fund trading in the secondary market. A widespread crisis would also affect the global economy in ways that cannot necessarily be foreseen. How long such events will last and whether they will continue or recur cannot be predicted. Impacts from these could have a significant impact on the Fund's performance, resulting in losses to your investment.
- **Risk that Current Assumptions and Expectations Could Become Outdated As a Result of Global Economic Shock** — The onset of the novel coronavirus (COVID-19) has caused significant shocks to global financial markets and economies, with many governments taking extreme actions to slow and contain the spread of COVID-19. These actions have had, and likely will continue to have, a severe economic impact on global economies as economic activity in some instances has essentially ceased. Financial markets across the globe are experiencing severe distress at least equal to what was experienced during the global financial crisis in 2008. In March 2020, U.S. equity markets entered a bear market in the fastest such move in the history of U.S. financial markets. During much of 2020, the unemployment rate in the U.S. has been extremely high by historical standards. It is not possible to predict when unemployment and market conditions will return to more normal levels. The global economic shocks being experienced as of the date hereof may cause the underlying assumptions and expectations of the Fund to become outdated quickly or inaccurate, resulting in significant losses.
- **Non-Diversification Risk** — The Fund is classified as “non-diversified” under the Investment Company Act of 1940, as amended (“1940 Act”). This means it has the ability to invest a relatively high percentage of its assets in the securities of a small number of issuers or in financial instruments with a single counterparty or a few counterparties. This may increase the Fund's volatility and increase the risk that the Fund's performance will decline based on the performance of a single issuer or the credit of a single counterparty. This risk may be particularly acute if the Index is comprised of a small number of securities.
- **Index Performance Risk** — The Index maintained by a third party provider unaffiliated with the Fund or ProFund Advisors. There can be no guarantee or assurance that the methodology used by the third party provider to create the Index will result in the Fund achieving positive returns. Further, there can be no guarantee that the methodology underlying the Index or the daily calculation of the Index will be free from error. It is also possible that the value of the Index may be subject to intentional manipulation by third-party market participants. The Index used by the Fund may underperform other asset classes and may underperform other similar indices. Each of these factors could have a negative impact on the performance of the Fund.
- **Active Investor Risk** — The Fund permits short-term trading of its securities. A significant portion of assets invested in the Fund may come from professional money managers and investors who use the Fund as part of active trading or tactical asset allocation strategies. These strategies often call for frequent trading to take advantage of anticipated changes in market conditions, which could increase portfolio turnover and may result in additional costs for the Fund. In addition, large movements of assets into and out of the Fund may have a negative impact on the Fund's ability to achieve its investment objective or maintain a consistent level of operating expenses. In certain circumstances, the Fund's expense ratio may vary from current estimates or the historical ratio disclosed in this Prospectus.
- **Early Close/Late Close/Trading Halt Risk** — An exchange or market may close early, close late or issue trading halts on specific securities or financial instruments. As a result, the

ability to trade certain securities or financial instruments may be restricted, which may result in the Fund being unable to trade those and other related financial instruments at all. In these circumstances, the Fund may be unable to rebalance its portfolio, may be unable to accurately price its investments and/or may incur substantial trading losses.

- **Liquidity Risk** — In certain circumstances, such as the disruption of the orderly markets for the financial instruments in which the Fund invests, the Fund might not be able to acquire or dispose of certain holdings quickly or at prices that represent true market value in the judgment of ProFund Advisors. Markets for the financial instruments in which the Fund invests may be disrupted by a number of events, including but not limited to economic crises, political crises, health crises, natural disasters, excessive volatility, new legislation, or regulatory changes inside or outside of the U.S. For example, regulation limiting the ability of certain financial institutions to invest in certain financial instruments would likely reduce the liquidity of those instruments. These situations may prevent the Fund from limiting losses, realizing gains or achieving a high inverse leveraged correlation with the Index.
- **Portfolio Turnover Risk** — The Fund may incur high portfolio turnover to manage the Fund's investment exposure. Additionally, active trading of the Fund's shares may cause more frequent purchase and sales activities that could, in certain circumstances, increase the number of portfolio transactions. High levels of portfolio transactions increase brokerage and other transaction costs and may result in increased taxable capital gains. Each of these factors could have a negative impact on the performance of the Fund.
- **Tax Risk** — In order to qualify for the special tax treatment accorded a regulated investment company ("RIC") and its shareholders, the Fund must derive at least 90% of its gross income for each taxable year from "qualifying income," meet certain asset diversification tests at the end of each taxable quarter, and meet annual distribution requirements. The Fund's pursuit of its investment strategies will potentially be limited by the Fund's intention to qualify for such treatment and could adversely affect the Fund's ability to so qualify. The Fund can make certain investments, the treatment of which for these purposes is unclear. If, in any year, the Fund were to fail to qualify for the special tax treatment accorded a RIC and

its shareholders, and were ineligible to or were not to cure such failure, the Fund would be taxed in the same manner as an ordinary corporation subject to U.S. federal income tax on all its income at the fund level. The resulting taxes could substantially reduce the Fund's net assets and the amount of income available for distribution. In addition, in order to requalify for taxation as a RIC, the Fund could be required to recognize unrealized gains, pay substantial taxes and interest, and make certain distributions. Please see the Statement of Additional Information for more information.

- **Valuation Risk** — In certain circumstances (e.g., if ProFund Advisors believes market quotations do not accurately reflect the fair value of an investment, or a trading halt closes an exchange or market early), ProFund Advisors may, in its sole discretion, choose to determine a fair value price as the basis for determining the market value of such investment for such day. The fair value of an investment determined by ProFund Advisors may be different from other value determinations of the same investment. Portfolio investments that are valued using techniques other than market quotations, including "fair valued" investments, may be subject to greater fluctuation in their value from one day to the next than would be the case if market quotations were used. In addition, there is no assurance that the Fund could sell a portfolio investment for the value established for it at any time, and it is possible that the Fund would incur a loss because a portfolio investment is sold at a discount to its established value.

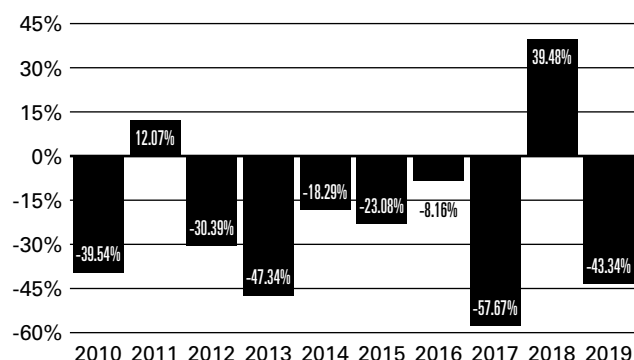
Please see "Investment Objectives, Principal Investment Strategies and Related Risks" in the Fund's Prospectus for additional details.

Investment Results

The bar chart below shows how the Fund's investment results for Investor Class shares have varied from year to year, and the table shows how the Fund's average annual total returns for various periods compare with a broad measure of market performance. Performance for Service Class shares would differ to the extent their fees and expenses differ. This information provides some indication of the risks of investing in the Fund. In addition, the Fund's performance information reflects applicable fee waivers and/or expense limitations, if any, in effect during the periods presented. Absent such fee waivers/expense limitations, if any, performance would have been lower. Past results (before and after taxes) are not predictive of future results. Updated

information on the Fund's results can be obtained by visiting the Fund's website (www.profund.com).

Annual Returns as of December 31



Best Quarter (ended 9/30/2011): **58.94%**

Worst Quarter (ended 9/30/2013): **-38.37%**

The year-to-date return as of the most recent quarter, which ended September 30, 2020, was -50.29%.

Average Annual Total Returns

As of December 31, 2019

	One Year	Five Years	Ten Years	Inception Date
Investor Class Shares				2/4/2008
– Before Taxes	-43.34%	-25.07%	-26.20%	
– After Taxes on Distributions	-43.47%	-25.10%	-26.21%	
– After Taxes on Distributions and Sale of Shares	-25.66%	-16.02%	-12.13%	
Service Class Shares	-43.91%	-25.81%	-26.92%	2/4/2008
S&P/BNY Mellon China Select ADR Index (USD)¹	24.23%	6.38%	5.89%	

¹ Reflects no deduction for fees, expenses or taxes. Returns are gross returns that do not reflect the reduction of any withholding taxes, and are adjusted to reflect the reinvestment of dividends paid by companies in the Index.

Average annual total returns are shown on a before- and after-tax basis for Investor Class shares only. After-tax returns for Service Class shares will vary. After-tax returns are calculated using the historical highest individual federal marginal income tax rates and do not reflect the impact of state and local taxes. Actual after-tax returns depend on an investor's tax situation and may differ from those shown. After-tax returns shown are not relevant to investors who hold the Fund's shares through tax-deferred arrangements, such as a retirement account. After-tax returns

may exceed the return before taxes due to a tax benefit from realizing a capital loss on a sale of shares.

Annual returns are required to be shown and should not be interpreted as suggesting that the Fund should or should not be held for longer periods of time.

Management

The Fund is advised by ProFund Advisors. Alexander Ilyasov, Senior Portfolio Manager, and Scott Hanson, Portfolio Manager, have jointly and primarily managed the Fund since August 2020 and August 2016, respectively.

Purchase and Sale of Fund Shares

The **minimum initial investment** amounts for all classes, which may be waived at the discretion of the Fund, are:

- \$5,000 for accounts that list a financial professional.
- \$15,000 for self-directed accounts.

You may purchase, redeem or exchange Fund shares on any day which the New York Stock Exchange is open for business. Depending on where your account is held, you may redeem your shares by contacting your financial professional or the Fund by mail, telephone, wire transfer or on-line (www.profund.com).

Tax Information

The Fund's distributions generally are taxable, and will be taxed as ordinary income, qualified dividend income or capital gains, unless you are investing through a tax-advantaged arrangement, such as a 401(k) plan or an individual retirement account. You may be taxed later upon withdrawal of monies from such tax-advantaged arrangements.

The Fund intends to distribute income, if any, and capital gains, if any, at least annually.

Payments to Broker-Dealers and Other Financial Intermediaries

If you purchase Fund shares through a financial intermediary, such as a broker-dealer or investment adviser, the Fund and its distributor may pay the intermediary for the sale of Fund shares and related services. These payments may create a conflict of interest by influencing the broker-dealer or other financial intermediary to recommend the Fund over another investment. Ask your financial intermediary or visit your financial intermediary's website for more information.

Important Information About the Fund

UltraShort Dow 30 ProFund (the “Fund”) seeks daily investment results, before fees and expenses, that correspond to two times the inverse (-2x) of the return of the Dow Jones Industrial AverageSM (the “Index”) **for a single day**, not for any other period. A “single day” is measured from the time the Fund calculates its net asset value (“NAV”) to the time of the Fund’s next NAV calculation. **The return of the Fund for periods longer than a single day will be the result of its return for each day compounded over the period.** The Fund’s returns for periods longer than a single day will very likely differ in amount, and possibly even direction, from the Fund’s stated multiple (-2x) times the return of the Index for the same period. For periods longer than a single day, the Fund will lose money if the Index’s performance is flat, and it is possible that the Fund will lose money even if the level of the Index falls. Longer holding periods, higher Index volatility, and greater inverse leveraged exposure each exacerbate the impact of compounding on an investor’s returns. During periods of higher Index volatility, the volatility of the Index may affect the Fund’s return as much as or more than the return of the Index.

The Fund presents different risks than other types of funds. The Fund may not be suitable for all investors and should be used only by knowledgeable investors who understand the consequences of seeking daily inverse leveraged (-2x) investment results, including the impact of compounding on Fund performance. Investors in the Fund should actively manage and monitor their investments, as frequently as daily. An investor in the Fund could potentially lose the full principal value of their investment within a single day.

Investment Objective

The Fund seeks daily investment results, before fees and expenses, that correspond to two times the inverse (-2x) of the daily performance of the Index. **The Fund does not seek to achieve its stated investment objective over a period of time greater than a single day.**

Fees and Expenses of the Fund

The table below describes the fees and expenses that you may pay if you buy, hold, and sell shares of the Fund. You may pay other fees, such as brokerage commissions and other fees to financial intermediaries, which are not reflected in the tables and examples below.

Shareholder Fees

(fees paid directly from your investment)

Wire Fee \$10

Annual Fund Operating Expenses

(expenses that you pay each year as a percentage of the value of your investment)

	Investor Class	Service Class
Investment Advisory Fees	0.75%	0.75%
Distribution and Service (12b-1) Fees	0.00%	1.00%
Other Expenses	1.42%	1.42%

Total Annual Fund Operating Expenses Before Fee Waivers and Expense Reimbursements

	2.17%	3.17%
Fee Waivers/Reimbursements ¹	-0.39%	-0.39%

Total Annual Fund Operating Expenses After Fee Waivers and Expense Reimbursements

1.78%	2.78%
--------------	--------------

¹ ProFund Advisors LLC (“ProFund Advisors”) has contractually agreed to waive Investment Advisory and Management Services Fees and to reimburse Other Expenses to the extent Total Annual Fund Operating Expenses Before Fee Waivers and Expense Reimbursements, as a percentage of average daily net assets, exceed 1.78% for Investor Class shares and 2.78% for Service Class shares through November 30, 2021. After such date, the expense limitation may be terminated or revised by ProFund Advisors. Amounts waived or reimbursed in a particular contractual period may be recouped by ProFund Advisors within three years of the end of that contractual period, however, such recoupment will be limited to the lesser of any expense limitation in place at the time of recoupment or the expense limitation in place at the time of waiver or reimbursement.

Example: This example is intended to help you compare the cost of investing in the Fund with the cost of investing in other funds.

The example assumes that you invest \$10,000 in the Fund for the time periods indicated and then redeem all of your shares at the end of each period. The example also assumes that your investment has a 5% return each year and that the Fund’s operating expenses remain the same, except that the fee waiver/expense reimbursement is assumed only to pertain to the first year. Although your actual costs may be higher or lower, based on these assumptions your approximate costs would be:

	1Year	3Years	5Years	10Years
Investor Class	\$181	\$642	\$1,129	\$2,473
Service Class	\$281	\$941	\$1,625	\$3,449

The Fund pays transaction and financing costs associated with the purchase and sale of securities and derivatives. These costs are not reflected in the table or the example above.

Portfolio Turnover

The Fund pays transaction costs, such as commissions, when it buys and sells securities (or “turns over” its portfolio). A higher portfolio turnover rate may indicate higher transaction costs and may result in higher taxes when the Fund’s shares are held in a taxable account. These costs, which are not reflected in the Annual Fund Operating Expenses or in the example above, affect the Fund’s performance. During the most recent fiscal year, the Fund’s annual portfolio turnover rate was 0% of the average value of its entire portfolio. This portfolio turnover rate is calculated without regard to cash instruments or derivatives transactions. If such transactions were included, the Fund’s portfolio turnover rate would be significantly higher.

Principal Investment Strategies

The Fund invests in financial instruments that ProFund Advisors believes, in combination, should produce daily returns consistent with the Fund’s investment objective.

The Index is constructed and maintained by S&P Dow Jones Indices LLC (the “Index Provider”). The Index is a price-weighted index and includes 30 large-cap, “blue-chip” U.S. stocks, excluding utility and transportation companies. While stock selection is not governed by quantitative rules, a stock typically is added only if the company has an excellent reputation, demonstrates sustained growth and is of interest to a large number of investors. Companies should be incorporated and headquartered in the U.S. In addition, a plurality of revenues should be derived from the U.S. Maintaining adequate sector representation within the Index is also a consideration in the selection process for the Dow Jones Industrial Average™. Changes to the Index are made on an as needed basis. There is no annual or semi-annual reconstitution. Rather, changes in response to corporate actions and market developments can be made at any time. The Index is published under the Bloomberg ticker symbol “DJI.”

The Fund will invest principally in the financial instruments set forth below. The Fund expects that its cash balances maintained in connection with the use of financial instruments will typically be held in money market instruments.

- **Derivatives** — The Fund invests in derivatives, which are financial instruments whose value is derived from the value of an underlying asset or assets, such as stocks, bonds, funds (including exchange-traded funds (“ETFs”)), interest rates or indexes. The Fund invests in derivatives as a substitute for directly shorting stocks in order to seek returns for a single day that are inverse leveraged (-2x) to the returns of the Index for that day. These derivatives principally include:
 - **Swap Agreements** — Contracts entered into primarily with major global financial institutions for a specified period ranging from a day to more than one year. In a standard “swap” transaction, two parties agree to exchange the return (or differentials in rates of return) earned or realized on particular predetermined investments or instruments. The gross return to be

exchanged or “swapped” between the parties is calculated with respect to a “notional amount,” e.g., the return on or change in value of a particular dollar amount invested in a “basket” of securities or an ETF representing a particular index.

- **Futures Contracts** — Standardized contracts traded on, or subject to the rules of, an exchange that call for the future delivery of a specified quantity and type of asset at a specified time and place or, alternatively, may call for cash settlement.
- **Money Market Instruments** — The Fund invests in short-term cash instruments that have a remaining maturity of 397 days or less and exhibit high quality credit profiles, for example:
 - **U.S. Treasury Bills** — U.S. government securities that have initial maturities of one year or less, and are supported by the full faith and credit of the U.S. government.
 - **Repurchase Agreements** — Contracts in which a seller of securities, usually U.S. government securities or other money market instruments, agrees to buy the securities back at a specified time and price. Repurchase agreements are primarily used by the Fund as a short-term investment vehicle for cash positions.

ProFund Advisors uses a mathematical approach to investing. Using this approach, ProFund Advisors determines the type, quantity and mix of investment positions that it believes, in combination, the Fund should hold to produce daily returns consistent with the daily Fund’s investment objective. The Fund may gain inverse exposure to only a representative sample of the securities in the Index or to securities not contained in the Index or in financial instruments, with the intent of obtaining exposure with aggregate characteristics similar to those of two times the inverse of the single day returns of the Index. In managing the assets of the Fund, ProFund Advisors does not invest the assets of the Fund in securities or financial instruments based on ProFund Advisors’ view of the investment merit of a particular security, instrument, or company, nor does it conduct conventional investment research or analysis or forecast market movement or trends. The Fund seeks to remain fully invested at all times in securities and/or financial instruments that, in combination, provide inverse leveraged exposure to the single day returns of the Index, consistent with its investment objective, without regard to market conditions, trends or direction. The Fund seeks investment results for a single day only, measured as the time the Fund calculates its NAV to the next time the Fund calculates its NAV, and not for any other period.

The Fund seeks to engage in daily rebalancing to position its portfolio so that its exposure to the Index is consistent with the Fund’s daily investment objective. The time and manner in which the Fund rebalances its portfolio may vary from day to day at the

discretion of ProFund Advisors, depending on market conditions and other circumstances. The Index's movements during the day will affect whether the Fund's portfolio needs to be rebalanced. For example, if the Index has risen on a given day, net assets of the Fund should fall (assuming there were no shares issued). As a result, the Fund's inverse exposure will need to be decreased. Conversely, if the Index has fallen on a given day, net assets of the Fund should rise (assuming there were no share redemptions). As a result, the Fund's inverse exposure will need to be increased.

Daily rebalancing and the compounding of each day's return over time means that the return of the Fund for a period longer than a single day will be the result of each day's returns compounded over the period, which will very likely differ in amount, and possibly even direction, from two times the inverse (-2x) of the return of the Index for the same period. The Fund will lose money if the Index's performance is flat over time, and the Fund can lose money regardless of the performance of the Index, as a result of daily rebalancing, the Index's volatility, compounding of each day's return and other factors. See "Principal Risks" below.

The Fund will concentrate or focus its investments in a particular industry or group of industries to approximately the same extent the Index is so concentrated or focused. As of July 31, 2020, the Index was concentrated in the information technology industry group.

Please see "Investment Objectives, Principal Investment Strategies and Related Risks" in the Fund's Prospectus for additional details.

Principal Risks

You may lose the full principal value of your investment within a single day.

The principal risks described below are intended to provide information about the factors likely to have a significant adverse impact on the Fund's returns and consequently the value of an investment in the Fund. The risks are presented in an order intended to facilitate readability and their order does not imply that the realization of one risk is more likely to occur than another risk or likely to have a greater adverse impact than another risk. While the realization of certain of the risks described herein may benefit the Fund because the Fund seeks daily investment results, before fees and expenses, that correspond to two times the inverse (-2x) of the daily return of the Index, such occurrences may introduce more volatility to the Fund, which could have a significant negative impact on Fund performance.

- **Risks Associated with the Use of Derivatives** — Investing in derivatives may be considered aggressive and may expose the Fund to greater risks and may result in larger losses or smaller gains than investing directly in the reference asset(s) underlying those derivatives. These risks include counterparty risk, liquidity risk and increased correlation risk. When the Fund uses derivatives, there may be imperfect correlation between the value of the reference asset(s) underlying the

derivative (e.g., the Index) and the derivative, which may prevent the Fund from achieving its investment objective. Because derivatives often require only a limited initial investment, the use of derivatives also may expose the Fund to losses in excess of those amounts initially invested. The Fund may use a combination of swaps on the Index and swaps on an ETF that is designed to track the performance of the Index. The performance of an ETF may not track the performance of the Index due to embedded costs and other factors. Thus, to the extent the Fund invests in swaps that use an ETF as the reference asset, the Fund may be subject to greater correlation risk and may not achieve as high a degree of correlation with the Index as it would if the Fund only used swaps on the Index. Moreover, with respect to the use of swap agreements, if the Index has a dramatic intraday move that causes a material decline in the Fund's net assets, the terms of a swap agreement between the Fund and its counterparty may permit the counterparty to immediately close out the transaction with the Fund. In that event, the Fund may be unable to enter into another swap agreement or invest in other derivatives to achieve the desired exposure consistent with the Fund's investment objective. This, in turn, may prevent the Fund from achieving its investment objective, even if the Index reverses all or a portion of its intraday move by the end of the day. As a result, the value of an investment in the Fund may change quickly and without warning. Any costs associated with using derivatives will also have the effect of lowering the Fund's return.

- **Leverage Risk** — The Fund obtains investment exposure in excess of its assets in seeking to achieve its investment objective — a form of leverage — and will lose more money in market environments adverse to its daily objective than a similar fund that does not employ such leverage. The use of such leverage increases the risk of a total loss of an investor's investment. For example, because the Fund includes a multiplier of two times the inverse (-2x) of the Index, a single day movement in the Index approaching 50% at any point in the day could result in the total loss of an investor's investment if that movement is contrary to the investment objective of the Fund, even if the Index subsequently moves in an opposite direction, eliminating all or a portion of the earlier movement. This would be the case with any such single day movements in the Index, even if the Index maintains a level greater than zero at all times. In addition, the use of leverage may increase the volatility of the Fund and magnify any differences between the performance of the Fund and the Index.
- **Compounding Risk** — The Fund has a single day investment objective, and the Fund's performance for any other period is the result of its return for each day compounded over the period. The performance of the Fund for periods longer than a single day will very likely differ in amount, and possibly even direction, from two times the inverse (-2x) of the daily return of the Index for the same period, before accounting for fees and expenses. Compounding affects all investments, but has a

more significant impact on an inverse fund. This effect becomes more pronounced as Index volatility and holding periods increase. Fund performance for a period longer than a single day can be estimated given any set of assumptions for the following factors: (a) Index volatility; (b) Index performance; (c) period of time; (d) financing rates associated with inverse leveraged exposure; (e) other Fund expenses; and (f) dividends or interest paid with respect to securities in the Index. The chart below illustrates the impact of two principal factors — Index volatility and Index performance — on Fund performance. The chart shows estimated Fund returns for a number of combinations of Index volatility and Index performance over a one-year period. Actual volatility, Index and Fund performance may differ significantly from the chart below. Performance shown in the chart assumes: (a) no dividends paid with respect to securities included in the Index; (b) no Fund expenses; and (c) borrowing/lending rates (to obtain inverse leveraged exposure) of zero percent. If Fund expenses and/or actual borrowing/lending rates were reflected, the Fund's performance would be different than shown.

Areas shaded darker represent those scenarios where the Fund can be expected to return less than two times the inverse (-2x) of the performance of the Index.

Estimated Fund Returns

Index Performance		One Year Volatility Rate				
One Year Index	Two times the inverse (-2x) of the One Year Index					
		10%	25%	50%	75%	100%
-60%	120%	506.5%	418.1%	195.2%	15.6%	-68.9%
-50%	100%	288.2%	231.6%	88.9%	-26.0%	-80.1%
-40%	80%	169.6%	130.3%	31.2%	-48.6%	-86.2%
-30%	60%	98.1%	69.2%	-3.6%	-62.2%	-89.8%
-20%	40%	51.6%	29.5%	-26.2%	-71.1%	-92.2%
-10%	20%	19.8%	2.3%	-41.7%	-77.2%	-93.9%
0%	0%	-3.0%	-17.1%	-52.8%	-81.5%	-95.0%
10%	-20%	-19.8%	-31.5%	-61.0%	-84.7%	-95.9%
20%	-40%	-32.6%	-42.4%	-67.2%	-87.2%	-96.5%
30%	-60%	-42.6%	-50.9%	-72.0%	-89.1%	-97.1%
40%	-80%	-50.5%	-57.7%	-75.9%	-90.6%	-97.5%
50%	-100%	-56.9%	-63.2%	-79.0%	-91.8%	-97.8%
60%	-120%	-62.1%	-67.6%	-81.5%	-92.8%	-98.1%

The foregoing table is intended to isolate the effect of Index volatility and Index performance on the return of the Fund and is not a representation of actual returns. For example, the Fund may incorrectly be expected to achieve a -40% return on a yearly basis if the Index return were 20%, absent the effects of compounding. As the table shows, with Index volatility of 50%, the Fund could be expected to return -67.2% under such a scenario. The Fund's actual returns may be significantly better or worse than the returns shown above as a result of any

of the factors discussed above or in "Principal Risks — Correlation Risk" below.

The Index's annualized historical volatility rate for the five-year period ended July 31, 2020 was 20.40%. The Index's highest May to May volatility rate during the five-year period was 36.40% (July 31, 2020). The Index's annualized total return performance for the five-year period ended July 31, 2020 was 11.04%. Historical Index volatility and performance are not indications of what the Index volatility and performance will be in the future. The volatility of U.S. exchange-traded securities or instruments that reflect the value of the Index may differ from the volatility of the Index.

For additional graphs and charts demonstrating the effects of Index volatility and Index performance on the long-term performance of the Fund, see "Understanding the Risks and Long-Term Performance of Daily Objective Funds — The Impact of Compounding" in the Fund's Prospectus and "Special Note Regarding the Correlation Risks of Geared Funds" in the Fund's Statement of Additional Information.

- **Correlation Risk** — A number of factors may affect the Fund's ability to achieve a high degree of inverse leveraged correlation with the Index, and there is no guarantee that the Fund will achieve a high degree of inverse leveraged correlation. Failure to achieve a high degree of inverse leveraged correlation may prevent the Fund from achieving its investment objective, and the percentage change of the Fund's NAV each day may differ, perhaps significantly in amount, and possibly even direction, from two times the inverse (-2x) of the percentage change of the Index on such day.

In order to achieve a high degree of inverse leveraged correlation with the Index, the Fund seeks to rebalance its portfolio daily to keep exposure consistent with its investment objective. Being materially under- or overexposed to the Index may prevent the Fund from achieving a high degree of inverse leveraged correlation with the Index and may expose the Fund to greater leverage risk. Market disruptions or closure, regulatory restrictions, market volatility, illiquidity in the markets for the financial instruments in which the Fund invests, and other factors will adversely affect the Fund's ability to adjust exposure to requisite levels. The target amount of portfolio exposure is impacted dynamically by the Index's movements, including intraday movements. Because of this, it is unlikely that the Fund will have perfect inverse leveraged (-2x) exposure during the day or at the end of each day and the likelihood of being materially under- or overexposed is higher on days when the Index is volatile, particularly when the Index is volatile at or near the close of the trading day.

A number of other factors may also adversely affect the Fund's inverse leveraged correlation with the Index, including fees, expenses, transaction costs, financing costs associated with the use of derivatives, income items, valuation methodology,

accounting standards and disruptions or illiquidity in the markets for the securities or financial instruments in which the Fund invests. The Fund may not have investment exposure to all of the securities in the Index, or its weighting of investment exposure to securities may be different from that of the Index. In addition, the Fund may invest in securities not included in the Index. The Fund may take or refrain from taking positions in order to improve tax efficiency, comply with regulatory restrictions, or for other reasons, each of which may negatively affect the Fund's correlation with the Index. The Fund may also be subject to large movements of assets into and out of the Fund, potentially resulting in the Fund being under- or overexposed to the Index and may be impacted by Index reconstitutions and Index rebalancing events. Additionally, the Fund's underlying investments and/or reference assets may trade on markets that may not be open on the same day as the Fund, which may cause a difference between the changes in the daily performance of the Fund and changes in the level of the Index. Any of these factors could decrease correlation between the performance of the Fund and the Index and may hinder the Fund's ability to meet its daily investment objective on or around that day.

- **Rebalancing Risk** — If for any reason the Fund is unable to rebalance all or a portion of its portfolio, or if all or a portion of the portfolio is rebalanced incorrectly, the Fund's investment exposure may not be consistent with the Fund's investment objective. In these instances, the Fund may have investment exposure to the Index that is significantly greater or less than its stated multiple. As a result, the Fund may be more exposed to leverage risk than if it had been properly rebalanced and may not achieve its investment objective.
- **Counterparty Risk** — Investing in derivatives and repurchase agreements involves entering into contracts with third parties (i.e., counterparties). The use of derivatives involves risks that are different from those associated with ordinary portfolio securities transactions. The Fund will be subject to credit risk (i.e., the risk that a counterparty is or is perceived to be unwilling or unable to make timely payments or otherwise meet its contractual obligations) with respect to the amount it expects to receive from counterparties to derivatives and repurchase agreements entered into by the Fund. If a counterparty becomes bankrupt or fails to perform its obligations, or if any collateral posted by the counterparty for the benefit of the Fund is insufficient or there are delays in the Fund's ability to access such collateral, the value of an investment in the Fund may decline.

The counterparty to a listed futures contract is the clearing organization for the listed future, which is held through a futures commission merchant ("FCM") acting on behalf of the Fund. Consequently, the counterparty risk on a listed futures contract is the creditworthiness of the FCM and the exchange's clearing corporation.

- **Short Sale Exposure Risk** — The Fund may seek inverse or "short" exposure through financial instruments, which would

cause the Fund to be exposed to certain risks associated with selling short. These risks include, under certain market conditions, an increase in the volatility and decrease in the liquidity of the instruments underlying the short position, which may lower the Fund's return, result in a loss, have the effect of limiting the Fund's ability to obtain inverse exposure through financial instruments, or require the Fund to seek inverse exposure through alternative investment strategies that may be less desirable or more costly to implement. To the extent that, at any particular point in time, the instruments underlying the short position may be thinly traded or have a limited market, including due to regulatory action, the Fund may be unable to meet its investment objective due to a lack of available securities or counterparties. During such periods, the Fund's ability to issue additional shares may be adversely affected. Obtaining inverse leveraged exposure through these instruments may be considered an aggressive investment technique. Any income, dividends or payments by the assets underlying the Fund's short positions will negatively impact the Fund.

- **Inverse Correlation Risk** — Investors will lose money when the Index rises — a result that is the opposite from traditional funds.
- **Equity and Market Risk** — Equity markets are volatile, and the value of securities, swaps, futures and other instruments correlated with equity markets may fluctuate dramatically from day to day. Equity markets are subject to corporate, political, regulatory, market and economic developments, as well as developments that impact specific economic sectors, industries or segments of the market. Further, stocks in the Index may underperform other equity investments. Volatility in the markets and/or market developments may cause the value of an investment in the Fund to decrease over short or long periods of time.

As a fund seeking daily investment results, before fees and expenses, that correspond to two times the inverse (-2x) of the daily return of the Index, the value of an investment in the Fund is expected to decline when market conditions cause the level of the Index to rise.

- **Concentration and Focused Investing** — The Index may concentrate (i.e., composed of securities that represent 25 percent or more of the value of the Index) or focus (i.e., composed of securities that represent a substantial portion of its value, but less than 25 percent) in an industry or group of industries. The Fund will allocate its investments to approximately the same extent as the Index. As a result, the Fund may be subject to greater market fluctuations than a fund that is more broadly invested across industries. Financial, economic, business, regulatory conditions, and other developments affecting issuers in a particular industry or group of industries will have a greater effect on the Fund, and if securities of the particular industry or group of industries as a group fall out of favor, the Fund could underperform, or its

net asset value may be more volatile than, funds that have greater industry diversification.

- **Exposure to Large-Cap Company Investment Risk** — Although returns on investments in large-cap companies are often perceived as being less volatile than the returns of companies with smaller market capitalizations, the return on large-cap securities could trail the returns on investments in smaller and mid-sized companies for a number of reasons. For example, large-cap companies may be unable to respond quickly to new competitive challenges, such as changes in technology, and also may not be able to attain the high growth rate of successful smaller companies.

- **Natural Disaster/Epidemic Risk** — Natural or environmental disasters, such as earthquakes, fires, floods, hurricanes, tsunamis and other severe weather-related phenomena generally, and widespread disease, including pandemics and epidemics (for example, the novel coronavirus COVID-19), have been and can be highly disruptive to economies and markets and have recently led, and may continue to lead, to increased market volatility and significant market losses. Such natural disaster and health crises could exacerbate political, social, and economic risks, and result in significant breakdowns, delays, shutdowns, social isolation, and other disruptions to important global, local and regional supply chains affected, with potential corresponding results on the operating performance of the Fund and its investments. A climate of uncertainty and panic, including the contagion of infectious viruses or diseases, may adversely affect global, regional, and local economies and reduce the availability of potential investment opportunities, and increases the difficulty of performing due diligence and modeling market conditions, potentially reducing the accuracy of financial projections. Under these circumstances, the Fund may have difficulty achieving its investment objectives which may adversely impact Fund performance. Further, such events can be highly disruptive to economies and markets, significantly disrupt the operations of individual companies (including, but not limited to, the Fund's investment advisor, third party service providers, and counterparties), sectors, industries, markets, securities and commodity exchanges, currencies, interest and inflation rates, credit ratings, investor sentiment, and other factors affecting the value of the Fund's investments. These factors can cause substantial market volatility, exchange trading suspensions and closures, changes in the availability of and the margin requirements for certain instruments, and can impact the ability of the Fund to complete redemptions and otherwise affect Fund performance and Fund trading in the secondary market. A widespread crisis would also affect the global economy in ways that cannot necessarily be foreseen. How long such events will last and whether they will continue or recur cannot be predicted. Impacts from these could have a significant impact on the Fund's performance, resulting in losses to your investment.

- **Risk that Current Assumptions and Expectations Could Become Outdated As a Result of Global Economic Shock** —

The onset of the novel coronavirus (COVID-19) has caused significant shocks to global financial markets and economies, with many governments taking extreme actions to slow and contain the spread of COVID-19. These actions have had, and likely will continue to have, a severe economic impact on global economies as economic activity in some instances has essentially ceased. Financial markets across the globe are experiencing severe distress at least equal to what was experienced during the global financial crisis in 2008. In March 2020, U.S. equity markets entered a bear market in the fastest such move in the history of U.S. financial markets. During much of 2020, the unemployment rate in the U.S. has been extremely high by historical standards. It is not possible to predict when unemployment and market conditions will return to more normal levels. The global economic shocks being experienced as of the date hereof may cause the underlying assumptions and expectations of the Fund to become outdated quickly or inaccurate, resulting in significant losses.

- **Non-Diversification Risk** — The Fund is classified as “non-diversified” under the Investment Company Act of 1940, as amended (“1940 Act”). This means it has the ability to invest a relatively high percentage of its assets in the securities of a small number of issuers or in financial instruments with a single counterparty or a few counterparties. This may increase the Fund's volatility and increase the risk that the Fund's performance will decline based on the performance of a single issuer or the credit of a single counterparty. This risk may be particularly acute if the Index is comprised of a small number of securities.
- **Index Performance Risk** — The Index maintained by a third party provider unaffiliated with the Fund or ProFund Advisors. There can be no guarantee or assurance that the methodology used by the third party provider to create the Index will result in the Fund achieving positive returns. Further, there can be no guarantee that the methodology underlying the Index or the daily calculation of the Index will be free from error. It is also possible that the value of the Index may be subject to intentional manipulation by third-party market participants. The Index used by the Fund may underperform other asset classes and may underperform other similar indices. Each of these factors could have a negative impact on the performance of the Fund.
- **Active Investor Risk** — The Fund permits short-term trading of its securities. A significant portion of assets invested in the Fund may come from professional money managers and investors who use the Fund as part of active trading or tactical asset allocation strategies. These strategies often call for frequent trading to take advantage of anticipated changes in market conditions, which could increase portfolio turnover and may result in additional costs for the Fund. In addition,

large movements of assets into and out of the Fund may have a negative impact on the Fund's ability to achieve its investment objective or maintain a consistent level of operating expenses. In certain circumstances, the Fund's expense ratio may vary from current estimates or the historical ratio disclosed in this Prospectus.

- **Early Close/Late Close/Trading Halt Risk** — An exchange or market may close early, close late or issue trading halts on specific securities or financial instruments. As a result, the ability to trade certain securities or financial instruments may be restricted, which may result in the Fund being unable to trade those and other related financial instruments at all. In these circumstances, the Fund may be unable to rebalance its portfolio, may be unable to accurately price its investments and/or may incur substantial trading losses.
- **Liquidity Risk** — In certain circumstances, such as the disruption of the orderly markets for the financial instruments in which the Fund invests, the Fund might not be able to acquire or dispose of certain holdings quickly or at prices that represent true market value in the judgment of ProFund Advisors. Markets for the financial instruments in which the Fund invests may be disrupted by a number of events, including but not limited to economic crises, political crises, health crises, natural disasters, excessive volatility, new legislation, or regulatory changes inside or outside of the U.S. For example, regulation limiting the ability of certain financial institutions to invest in certain financial instruments would likely reduce the liquidity of those instruments. These situations may prevent the Fund from limiting losses, realizing gains or achieving a high inverse leveraged correlation with the Index.
- **Portfolio Turnover Risk** — The Fund may incur high portfolio turnover to manage the Fund's investment exposure. Additionally, active trading of the Fund's shares may cause more frequent purchase and sales activities that could, in certain circumstances, increase the number of portfolio transactions. High levels of portfolio transactions increase brokerage and other transaction costs and may result in increased taxable capital gains. Each of these factors could have a negative impact on the performance of the Fund.
- **Tax Risk** — In order to qualify for the special tax treatment accorded a regulated investment company ("RIC") and its shareholders, the Fund must derive at least 90% of its gross income for each taxable year from "qualifying income," meet certain asset diversification tests at the end of each taxable quarter, and meet annual distribution requirements. The Fund's pursuit of its investment strategies will potentially be limited by the Fund's intention to qualify for such treatment

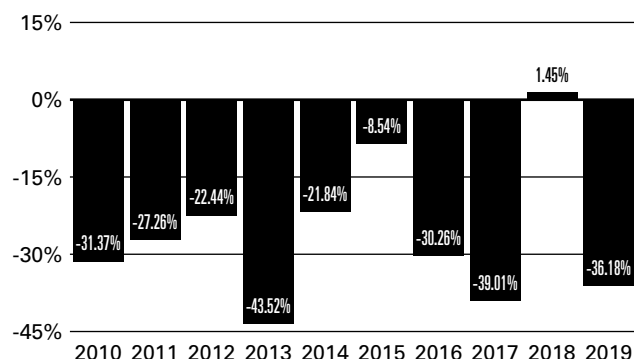
and could adversely affect the Fund's ability to so qualify. The Fund can make certain investments, the treatment of which for these purposes is unclear. If, in any year, the Fund were to fail to qualify for the special tax treatment accorded a RIC and its shareholders, and were ineligible to or were not to cure such failure, the Fund would be taxed in the same manner as an ordinary corporation subject to U.S. federal income tax on all its income at the fund level. The resulting taxes could substantially reduce the Fund's net assets and the amount of income available for distribution. In addition, in order to requalify for taxation as a RIC, the Fund could be required to recognize unrealized gains, pay substantial taxes and interest, and make certain distributions. Please see the Statement of Additional Information for more information.

- **Valuation Risk** — In certain circumstances (e.g., if ProFund Advisors believes market quotations do not accurately reflect the fair value of an investment, or a trading halt closes an exchange or market early), ProFund Advisors may, in its sole discretion, choose to determine a fair value price as the basis for determining the market value of such investment for such day. The fair value of an investment determined by ProFund Advisors may be different from other value determinations of the same investment. Portfolio investments that are valued using techniques other than market quotations, including "fair valued" investments, may be subject to greater fluctuation in their value from one day to the next than would be the case if market quotations were used. In addition, there is no assurance that the Fund could sell a portfolio investment for the value established for it at any time, and it is possible that the Fund would incur a loss because a portfolio investment is sold at a discount to its established value.

Please see "Investment Objectives, Principal Investment Strategies and Related Risks" in the Fund's Prospectus for additional details.

Investment Results

The bar chart below shows how the Fund's investment results for Investor Class shares have varied from year to year, and the table shows how the Fund's average annual total returns for various periods compare with a broad measure of market performance. Performance for Service Class shares would differ to the extent their fees and expenses differ. This information provides some indication of the risks of investing in the Fund. In addition, the Fund's performance information reflects applicable fee waivers and/or expense limitations, if any, in effect during the periods presented. Absent such fee waivers/expense limitations, if any, performance would have been lower. Past results (before and after taxes) are not predictive of future results. Updated information on the Fund's results can be obtained by visiting the Fund's website (www.profund.com).

Annual Returns as of December 31

Best Quarter (ended 12/31/2018): **23.59%**

Worst Quarter (ended 12/31/2011): **-25.36%**

The year-to-date return as of the most recent quarter, which ended September 30, 2020, was -31.71%.

Average Annual Total Returns

As of December 31, 2019

	One Year	Five Years	Ten Years	Inception Date
Investor Class Shares				7/22/2004
– Before Taxes	-36.18%	-24.10%	-26.99%	
– After Taxes on Distributions	-36.27%	-24.12%	-27.00%	
– After Taxes on Distributions and Sale of Shares	-21.42%	-15.54%	-12.25%	
Service Class Shares	-36.82%	-24.86%	-27.74%	7/22/2004
Dow Jones Industrial Average®¹	25.34%	12.59%	13.40%	

1 Reflects no deduction for fees, expenses or taxes. Adjusted to reflect the reinvestment of dividends paid by issuers in the Index.

Average annual total returns are shown on a before- and after-tax basis for Investor Class shares only. After-tax returns for Service Class shares will vary. After-tax returns are calculated using the historical highest individual federal marginal income tax rates and do not reflect the impact of state and local taxes. Actual after-tax returns depend on an investor's tax situation and may differ from those shown. After-tax returns shown are not relevant to investors who hold the Fund's shares through tax-deferred arrangements, such as a retirement account. After-tax returns may exceed the return before taxes due to a tax benefit from realizing a capital loss on a sale of shares.

Annual returns are required to be shown and should not be interpreted as suggesting that the Fund should or should not be held for longer periods of time.

Management

The Fund is advised by ProFund Advisors. Michael Neches, Senior Portfolio Manager, and Devin Sullivan, Portfolio Manager, have jointly and primarily managed the Fund since October 2013 and April 2018, respectively.

Purchase and Sale of Fund Shares

The **minimum initial investment** amounts for all classes, which may be waived at the discretion of the Fund, are:

- \$5,000 for accounts that list a financial professional.
- \$15,000 for self-directed accounts.

You may purchase, redeem or exchange Fund shares on any day which the New York Stock Exchange is open for business. Depending on where your account is held, you may redeem your shares by contacting your financial professional or the Fund by mail, telephone, wire transfer or on-line (www.profund.com).

Tax Information

The Fund's distributions generally are taxable, and will be taxed as ordinary income, qualified dividend income or capital gains, unless you are investing through a tax-advantaged arrangement, such as a 401(k) plan or an individual retirement account. You may be taxed later upon withdrawal of monies from such tax-advantaged arrangements.

The Fund intends to distribute income, if any, and capital gains, if any, at least annually.

Payments to Broker-Dealers and Other Financial Intermediaries

If you purchase Fund shares through a financial intermediary, such as a broker-dealer or investment adviser, the Fund and its distributor may pay the intermediary for the sale of Fund shares and related services. These payments may create a conflict of interest by influencing the broker-dealer or other financial intermediary to recommend the Fund over another investment. Ask your financial intermediary or visit your financial intermediary's website for more information.

Important Information About the Fund

UltraShort Emerging Markets ProFund (the “Fund”) seeks daily investment results, before fees and expenses, that correspond to two times the inverse (-2x) of the return of the S&P/BNY Mellon Emerging Markets 50 ADRSM Index (the “Index”) **for a single day**, not for any other period. A “single day” is measured from the time the Fund calculates its net asset value (“NAV”) to the time of the Fund’s next NAV calculation. **The return of the Fund for periods longer than a single day will be the result of its return for each day compounded over the period.** The Fund’s returns for periods longer than a single day will very likely differ in amount, and possibly even direction, from the Fund’s stated multiple (-2x) times the return of the Index for the same period. For periods longer than a single day, the Fund will lose money if the Index’s performance is flat, and it is possible that the Fund will lose money even if the level of the Index falls. Longer holding periods, higher Index volatility, and greater inverse leveraged exposure each exacerbate the impact of compounding on an investor’s returns. During periods of higher Index volatility, the volatility of the Index may affect the Fund’s return as much as or more than the return of the Index.

The Fund presents different risks than other types of funds. The Fund may not be suitable for all investors and should be used only by knowledgeable investors who understand the consequences of seeking daily inverse leveraged (-2x) investment results, including the impact of compounding on Fund performance. Investors in the Fund should actively manage and monitor their investments, as frequently as daily. An investor in the Fund could potentially lose the full principal value of their investment within a single day.

Investment Objective

The Fund seeks daily investment results, before fees and expenses, that correspond to two times the inverse (-2x) of the daily performance of the Index. **The Fund does not seek to achieve its stated investment objective over a period of time greater than a single day.**

Fees and Expenses of the Fund

The table below describes the fees and expenses that you may pay if you buy, hold, and sell shares of the Fund. You may pay other fees, such as brokerage commissions and other fees to financial intermediaries, which are not reflected in the tables and examples below.

Shareholder Fees

(fees paid directly from your investment)

Wire Fee \$10

Annual Fund Operating Expenses

(expenses that you pay each year as a percentage of the value of your investment)

	Investor Class	Service Class
Investment Advisory Fees	0.75%	0.75%
Distribution and Service (12b-1) Fees	0.00%	1.00%
Other Expenses	2.15%	2.15%

Total Annual Fund Operating Expenses Before Fee Waivers and Expense Reimbursements

Reimbursements	2.90%	3.90%
Fee Waivers/Reimbursements ¹	-1.12%	-1.12%

Total Annual Fund Operating Expenses After Fee Waivers and Expense Reimbursements

1.78%	2.78%
--------------	--------------

¹ ProFund Advisors LLC (“ProFund Advisors”) has contractually agreed to waive Investment Advisory and Management Services Fees and to reimburse Other Expenses to the extent Total Annual Fund Operating Expenses Before Fee Waivers and Expense Reimbursements, as a percentage of average daily net assets, exceed 1.78% for Investor Class shares and 2.78% for Service Class shares through November 30, 2021. After such date, the expense limitation may be terminated or revised by ProFund Advisors. Amounts waived or reimbursed in a particular contractual period may be recouped by ProFund Advisors within three years of the end of that contractual period, however, such recoupment will be limited to the lesser of any expense limitation in place at the time of recoupment or the expense limitation in place at the time of waiver or reimbursement.

Example: This example is intended to help you compare the cost of investing in the Fund with the cost of investing in other funds.

The example assumes that you invest \$10,000 in the Fund for the time periods indicated and then redeem all of your shares at the end of each period. The example also assumes that your investment has a 5% return each year and that the Fund’s operating expenses remain the same, except that the fee waiver/expense reimbursement is assumed only to pertain to the first year. Although your actual costs may be higher or lower, based on these assumptions your approximate costs would be:

	1 Year	3 Years	5 Years	10 Years
Investor Class	\$181	\$792	\$1,429	\$3,143
Service Class	\$281	\$1,087	\$1,911	\$4,052

The Fund pays transaction and financing costs associated with the purchase and sale of securities and derivatives. These costs are not reflected in the table or the example above.

Portfolio Turnover

The Fund pays transaction costs, such as commissions, when it buys and sells securities (or “turns over” its portfolio). A higher portfolio turnover rate may indicate higher transaction costs and may result in higher taxes when the Fund’s shares are held in a taxable account. These costs, which are not reflected in the Annual Fund Operating Expenses or in the example above, affect the Fund’s performance. During the most recent fiscal year, the Fund’s annual portfolio turnover rate was 0% of the average value of its entire portfolio. This portfolio turnover rate is calculated without regard to cash instruments or derivatives transactions. If such transactions were included, the Fund’s portfolio turnover rate would be significantly higher.

Principal Investment Strategies

The Fund invests in financial instruments that ProFund Advisors believes, in combination, should produce daily returns consistent with the Fund’s investment objective.

The Index is constructed and maintained by S&P Dow Jones Indices LLC. The Index is a free float-adjusted, market capitalization-weighted index. The Index is designed to track the performance of a basket of companies who are domiciled in an emerging market of an emerging market country and who also have a level II or III ADR program, New York Shares or Global Registered Shares listed with the New York Stock Exchange or Nasdaq. Securities eligible for inclusion in the Index are evaluated to ensure their overall consistency with the character, design and purpose of the Index, which is to further its use as an effective benchmark. Decisions regarding additions to and removals from the Index are guided by certain pre-existing objective criteria. As of the date of this prospectus, the Index consists of the following emerging market countries: Brazil, China, Chile, India, Indonesia, Mexico, South Africa, South Korea and Taiwan. The Index is published under the Bloomberg ticker symbol “BKTEM.”

The Fund will invest principally in the financial instruments set forth below. The Fund expects that its cash balances maintained in connection with the use of financial instruments will typically be held in money market instruments.

- **Derivatives** — The Fund invests in derivatives, which are financial instruments whose value is derived from the value of an underlying asset or assets, such as stocks, bonds, funds (including exchange-traded funds (“ETFs”)), interest rates or indexes. The Fund invests in derivatives as a substitute for directly shorting stocks in order to seek returns for a single day that are inverse leveraged (-2x) to the returns of the Index for that day. These derivatives principally include:
 - **Swap Agreements** — Contracts entered into primarily with major global financial institutions for a specified period ranging from a day to more than one year. In a standard “swap” transaction, two parties agree to exchange the return (or differentials in rates of return) earned or realized on particular predetermined investments or instruments. The gross return to be

exchanged or “swapped” between the parties is calculated with respect to a “notional amount,” e.g., the return on or change in value of a particular dollar amount invested in a “basket” of securities or an ETF representing a particular index.

- **Money Market Instruments** — The Fund invests in short-term cash instruments that have a remaining maturity of 397 days or less and exhibit high quality credit profiles, for example:
 - **U.S. Treasury Bills** — U.S. government securities that have initial maturities of one year or less, and are supported by the full faith and credit of the U.S. government.
 - **Repurchase Agreements** — Contracts in which a seller of securities, usually U.S. government securities or other money market instruments, agrees to buy the securities back at a specified time and price. Repurchase agreements are primarily used by the Fund as a short-term investment vehicle for cash positions.

ProFund Advisors uses a mathematical approach to investing. Using this approach, ProFund Advisors determines the type, quantity and mix of investment positions that it believes, in combination, the Fund should hold to produce daily returns consistent with the daily Fund’s investment objective. The Fund may gain inverse exposure to only a representative sample of the securities in the Index or to securities not contained in the Index or in financial instruments, with the intent of obtaining exposure with aggregate characteristics similar to those of two times the inverse of the single day returns of the Index. In managing the assets of the Fund, ProFund Advisors does not invest the assets of the Fund in securities or financial instruments based on ProFund Advisors’ view of the investment merit of a particular security, instrument, or company, nor does it conduct conventional investment research or analysis or forecast market movement or trends. The Fund seeks to remain fully invested at all times in securities and/or financial instruments that, in combination, provide inverse leveraged exposure to the single day returns of the Index, consistent with its investment objective, without regard to market conditions, trends or direction. The Fund seeks investment results for a single day only, measured as the time the Fund calculates its NAV to the next time the Fund calculates its NAV, and not for any other period.

The Fund seeks to engage in daily rebalancing to position its portfolio so that its exposure to the Index is consistent with the Fund’s daily investment objective. The time and manner in which the Fund rebalances its portfolio may vary from day to day at the discretion of ProFund Advisors, depending on market conditions and other circumstances. The Index’s movements during the day will affect whether the Fund’s portfolio needs to be rebalanced. For example, if the Index has risen on a given day, net assets of the Fund should fall (assuming there were no shares issued). As a result, the Fund’s inverse exposure will need to be decreased.

Conversely, if the Index has fallen on a given day, net assets of the Fund should rise (assuming there were no share redemptions). As a result, the Fund's inverse exposure will need to be increased.

Daily rebalancing and the compounding of each day's return over time means that the return of the Fund for a period longer than a single day will be the result of each day's returns compounded over the period, which will very likely differ in amount, and possibly even direction, from two times the inverse (-2x) of the return of the Index for the same period. The Fund will lose money if the Index's performance is flat over time, and the Fund can lose money regardless of the performance of the Index, as a result of daily rebalancing, the Index's volatility, compounding of each day's return and other factors. See "Principal Risks" below.

The Fund will concentrate or focus its investments in a particular industry or group of industries, country or region to approximately the same extent the Index is so concentrated or focused.

As of July 31, 2020, the Index was concentrated in the retailing industry group and was focused in the semiconductors & semiconductor equipment industry group. Additionally, the Index was concentrated in China and was focused in Taiwan.

Please see "Investment Objectives, Principal Investment Strategies and Related Risks" in the Fund's Prospectus for additional details.

Principal Risks

You may lose the full principal value of your investment within a single day.

The principal risks described below are intended to provide information about the factors likely to have a significant adverse impact on the Fund's returns and consequently the value of an investment in the Fund. The risks are presented in an order intended to facilitate readability and their order does not imply that the realization of one risk is more likely to occur than another risk or likely to have a greater adverse impact than another risk. While the realization of certain of the risks described herein may benefit the Fund because the Fund seeks daily investment results, before fees and expenses, that correspond to two times the inverse (-2x) of the daily return of the Index, such occurrences may introduce more volatility to the Fund, which could have a significant negative impact on Fund performance.

- **Risks Associated with the Use of Derivatives** — Investing in derivatives may be considered aggressive and may expose the Fund to greater risks and may result in larger losses or smaller gains than investing directly in the reference asset(s) underlying those derivatives. These risks include counterparty risk, liquidity risk and increased correlation risk. When the Fund uses derivatives, there may be imperfect correlation between the value of the reference asset(s) underlying the derivative (e.g., the Index) and the derivative, which may prevent the Fund from achieving its investment objective.

Because derivatives often require only a limited initial investment, the use of derivatives also may expose the Fund to losses in excess of those amounts initially invested. The Fund may use a combination of swaps on the Index and swaps on an ETF that is designed to track the performance of the Index. The performance of an ETF may not track the performance of the Index due to embedded costs and other factors. Thus, to the extent the Fund invests in swaps that use an ETF as the reference asset, the Fund may be subject to greater correlation risk and may not achieve as high a degree of correlation with the Index as it would if the Fund only used swaps on the Index. Moreover, with respect to the use of swap agreements, if the Index has a dramatic intraday move that causes a material decline in the Fund's net assets, the terms of a swap agreement between the Fund and its counterparty may permit the counterparty to immediately close out the transaction with the Fund. In that event, the Fund may be unable to enter into another swap agreement or invest in other derivatives to achieve the desired exposure consistent with the Fund's investment objective. This, in turn, may prevent the Fund from achieving its investment objective, even if the Index reverses all or a portion of its intraday move by the end of the day. As a result, the value of an investment in the Fund may change quickly and without warning. Any costs associated with using derivatives will also have the effect of lowering the Fund's return.

- **Leverage Risk** — The Fund obtains investment exposure in excess of its assets in seeking to achieve its investment objective — a form of leverage — and will lose more money in market environments adverse to its daily objective than a similar fund that does not employ such leverage. The use of such leverage increases the risk of a total loss of an investor's investment. For example, because the Fund includes a multiplier of two times the inverse (-2x) of the Index, a single day movement in the Index approaching 50% at any point in the day could result in the total loss of an investor's investment if that movement is contrary to the investment objective of the Fund, even if the Index subsequently moves in an opposite direction, eliminating all or a portion of the earlier movement. This would be the case with any such single day movements in the Index, even if the Index maintains a level greater than zero at all times. In addition, the use of leverage may increase the volatility of the Fund and magnify any differences between the performance of the Fund and the Index.
- **Compounding Risk** — The Fund has a single day investment objective, and the Fund's performance for any other period is the result of its return for each day compounded over the period. The performance of the Fund for periods longer than a single day will very likely differ in amount, and possibly even direction, from two times the inverse (-2x) of the daily return of the Index for the same period, before accounting for fees and expenses. Compounding affects all investments, but has a more significant impact on an inverse fund. This effect

becomes more pronounced as Index volatility and holding periods increase. Fund performance for a period longer than a single day can be estimated given any set of assumptions for the following factors: (a) Index volatility; (b) Index performance; (c) period of time; (d) financing rates associated with inverse leveraged exposure; (e) other Fund expenses; and (f) dividends or interest paid with respect to securities in the Index. The chart below illustrates the impact of two principal factors — Index volatility and Index performance — on Fund performance. The chart shows estimated Fund returns for a number of combinations of Index volatility and Index performance over a one-year period. Actual volatility, Index and Fund performance may differ significantly from the chart below. Performance shown in the chart assumes: (a) no dividends paid with respect to securities included in the Index; (b) no Fund expenses; and (c) borrowing/lending rates (to obtain inverse leveraged exposure) of zero percent. If Fund expenses and/or actual borrowing/lending rates were reflected, the Fund's performance would be different than shown.

Areas shaded darker represent those scenarios where the Fund can be expected to return less than two times the inverse (-2x) of the performance of the Index.

Estimated Fund Returns

Index Performance		One Year Volatility Rate				
One Year Index	Two times the inverse (-2x) of the One Year Index	10%	25%	50%	75%	100%
-60%	120%	506.5%	418.1%	195.2%	15.6%	-68.9%
-50%	100%	288.2%	231.6%	88.9%	-26.0%	-80.1%
-40%	80%	169.6%	130.3%	31.2%	-48.6%	-86.2%
-30%	60%	98.1%	69.2%	-3.6%	-62.2%	-89.8%
-20%	40%	51.6%	29.5%	-26.2%	-71.1%	-92.2%
-10%	20%	19.8%	2.3%	-41.7%	-77.2%	-93.9%
0%	0%	-3.0%	-17.1%	-52.8%	-81.5%	-95.0%
10%	-20%	-19.8%	-31.5%	-61.0%	-84.7%	-95.9%
20%	-40%	-32.6%	-42.4%	-67.2%	-87.2%	-96.5%
30%	-60%	-42.6%	-50.9%	-72.0%	-89.1%	-97.1%
40%	-80%	-50.5%	-57.7%	-75.9%	-90.6%	-97.5%
50%	-100%	-56.9%	-63.2%	-79.0%	-91.8%	-97.8%
60%	-120%	-62.1%	-67.6%	-81.5%	-92.8%	-98.1%

The foregoing table is intended to isolate the effect of Index volatility and Index performance on the return of the Fund and is not a representation of actual returns. For example, the Fund may incorrectly be expected to achieve a -40% return on a yearly basis if the Index return were 20%, absent the effects of compounding. As the table shows, with Index volatility of 50%, the Fund could be expected to return -67.2% under such a scenario. The Fund's actual returns may be significantly better or worse than the returns shown above as a result of any of the factors discussed above or in "Principal Risks — Correlation Risk" below.

The Index's annualized historical volatility rate for the five-year period ended July 31, 2020 was 22.63%. The Index's highest July to July volatility rate during the five-year period was 32.81% (July 31, 2020). The Index's annualized total return performance for the five-year period ended July 31, 2020 was 9.1%. Historical Index volatility and performance are not indications of what the Index volatility and performance will be in the future. The volatility of U.S. exchange-traded securities or instruments that reflect the value of the Index may differ from the volatility of the Index.

For additional graphs and charts demonstrating the effects of Index volatility and Index performance on the long-term performance of the Fund, see "Understanding the Risks and Long-Term Performance of Daily Objective Funds — The Impact of Compounding" in the Fund's Prospectus and "Special Note Regarding the Correlation Risks of Geared Funds" in the Fund's Statement of Additional Information.

- **Correlation Risk** — A number of factors may affect the Fund's ability to achieve a high degree of inverse leveraged correlation with the Index, and there is no guarantee that the Fund will achieve a high degree of inverse leveraged correlation. Failure to achieve a high degree of inverse leveraged correlation may prevent the Fund from achieving its investment objective, and the percentage change of the Fund's NAV each day may differ, perhaps significantly in amount, and possibly even direction, from two times the inverse (-2x) of the percentage change of the Index on such day.

In order to achieve a high degree of inverse leveraged correlation with the Index, the Fund seeks to rebalance its portfolio daily to keep exposure consistent with its investment objective. Being materially under- or overexposed to the Index may prevent the Fund from achieving a high degree of inverse leveraged correlation with the Index and may expose the Fund to greater leverage risk. Market disruptions or closure, regulatory restrictions, market volatility, illiquidity in the markets for the financial instruments in which the Fund invests, and other factors will adversely affect the Fund's ability to adjust exposure to requisite levels. The target amount of portfolio exposure is impacted dynamically by the Index's movements, including intraday movements. Because of this, it is unlikely that the Fund will have perfect inverse leveraged (-2x) exposure during the day or at the end of each day and the likelihood of being materially under- or overexposed is higher on days when the Index is volatile, particularly when the Index is volatile at or near the close of the trading day.

A number of other factors may also adversely affect the Fund's inverse leveraged correlation with the Index, including fees, expenses, transaction costs, financing costs associated with the use of derivatives, income items, valuation methodology, accounting standards and disruptions or illiquidity in the markets for the securities or financial instruments in which the Fund invests. The Fund may not have investment exposure to all of the securities in the Index, or its weighting of

investment exposure to securities may be different from that of the Index. In addition, the Fund may invest in securities not included in the Index. The Fund may take or refrain from taking positions in order to improve tax efficiency, comply with regulatory restrictions, or for other reasons, each of which may negatively affect the Fund's correlation with the Index. The Fund may also be subject to large movements of assets into and out of the Fund, potentially resulting in the Fund being under- or overexposed to the Index and may be impacted by Index reconstitutions and Index rebalancing events. Additionally, the Fund's underlying investments and/or reference assets may trade on markets that may not be open on the same day as the Fund, which may cause a difference between the changes in the daily performance of the Fund and changes in the level of the Index. Any of these factors could decrease correlation between the performance of the Fund and the Index and may hinder the Fund's ability to meet its daily investment objective on or around that day.

- **Rebalancing Risk** — If for any reason the Fund is unable to rebalance all or a portion of its portfolio, or if all or a portion of the portfolio is rebalanced incorrectly, the Fund's investment exposure may not be consistent with the Fund's investment objective. In these instances, the Fund may have investment exposure to the Index that is significantly greater or less than its stated multiple. As a result, the Fund may be more exposed to leverage risk than if it had been properly rebalanced and may not achieve its investment objective.
- **Counterparty Risk** — Investing in derivatives and repurchase agreements involves entering into contracts with third parties (i.e., counterparties). The use of derivatives involves risks that are different from those associated with ordinary portfolio securities transactions. The Fund will be subject to credit risk (i.e., the risk that a counterparty is or is perceived to be unwilling or unable to make timely payments or otherwise meet its contractual obligations) with respect to the amount it expects to receive from counterparties to derivatives and repurchase agreements entered into by the Fund. If a counterparty becomes bankrupt or fails to perform its obligations, or if any collateral posted by the counterparty for the benefit of the Fund is insufficient or there are delays in the Fund's ability to access such collateral, the value of an investment in the Fund may decline.
- **Short Sale Exposure Risk** — The Fund may seek inverse or "short" exposure through financial instruments, which would cause the Fund to be exposed to certain risks associated with selling short. These risks include, under certain market conditions, an increase in the volatility and decrease in the liquidity of the instruments underlying the short position, which may lower the Fund's return, result in a loss, have the effect of limiting the Fund's ability to obtain inverse exposure through financial instruments, or require the Fund to seek inverse exposure through alternative investment strategies that may be less desirable or more costly to implement. To the extent that, at any particular point in time, the instruments

underlying the short position may be thinly traded or have a limited market, including due to regulatory action, the Fund may be unable to meet its investment objective due to a lack of available securities or counterparties. During such periods, the Fund's ability to issue additional shares may be adversely affected. Obtaining inverse leveraged exposure through these instruments may be considered an aggressive investment technique. Any income, dividends or payments by the assets underlying the Fund's short positions will negatively impact the Fund.

- **Inverse Correlation Risk** — Investors will lose money when the Index rises — a result that is the opposite from traditional funds.
- **Exposure to Foreign Investments** — Exposure to securities of foreign issuers may provide the Fund with increased risk. Various factors related to foreign investments may negatively impact the Fund's and the Index's performance, such as: i) fluctuations in the value of the applicable foreign currency; ii) differences in securities settlement practices; iii) uncertainty associated with evidence of ownership of investments in countries that lack centralized custodial services; iv) possible regulation of, or other limitations on, investments by U.S. investors in foreign investments; v) potentially higher brokerage commissions; vi) the possibility that a foreign government may withhold portions of interest and dividends at the source; vii) taxation of income earned in foreign countries or other foreign taxes imposed; viii) foreign exchange controls, which may include suspension of the ability to transfer currency from a foreign country; ix) less publicly available information about foreign issuers; x) changes in the denomination currency of a foreign investment; and xi) less certain legal systems in which the Fund may encounter difficulties or be unable to pursue legal remedies. Foreign investments also may be more susceptible to political, social, economic and regional factors than may be the case with U.S. securities. In addition, markets for foreign investments are usually less liquid, more volatile and significantly smaller than markets for U.S. securities, which may affect, among other things, the Fund's ability to purchase or sell foreign investments at appropriate times and prices. Because of differences in settlement times and/or foreign market holidays, transactions in a foreign market may take place one or more days after the necessary exposure to these investments is determined. Until the transactions are effected, the Fund is exposed to increased foreign currency risk and market risk and, ultimately, increased correlation risk.

Because the Fund's foreign investment exposure may include issuers domiciled in developing or "emerging market" countries, all the aforementioned factors are heightened and foreign investments risk is higher. Economic, business, political, or social instability may adversely affect the value of emerging market investments more acutely than investments tied to developed foreign countries. Furthermore any of these

developments may result in a decline in the value of a country's currency. Emerging markets are riskier than more developed markets because they may develop unevenly or may never fully develop. Investments in emerging markets are considered speculative.

- **Equity and Market Risk** — Equity markets are volatile, and the value of securities, swaps, futures and other instruments correlated with equity markets may fluctuate dramatically from day to day. Equity markets are subject to corporate, political, regulatory, market and economic developments, as well as developments that impact specific economic sectors, industries or segments of the market. Further, stocks in the Index may underperform other equity investments. Volatility in the markets and/or market developments may cause the value of an investment in the Fund to decrease over short or long periods of time.

As a fund seeking daily investment results, before fees and expenses, that correspond to two times the inverse (-2x) of the daily return of the Index, the value of an investment in the Fund is expected to decline when market conditions cause the level of the Index to rise.

- **Exposure to Foreign Currency Risk** — Investments linked to or denominated in foreign currencies are exposed to additional risk factors versus those investments denominated in U.S. dollars and linked to U.S. investments. The value of an investment linked to or denominated in a foreign currency could change significantly as foreign currencies strengthen or weaken relative to the U.S. dollar. Devaluations of a currency by a government or banking authority may also have significant impact on the value of any investments linked to or denominated in that currency. Risks related to foreign currencies also include those related to economic or political developments, market inefficiencies or a higher risk that essential investment information may be incomplete, unavailable, or inaccurate. Foreign currency losses could offset or exceed any potential gains, or add to losses, in the related investments. Currency markets are also generally not as regulated as securities markets. In addition, in order to transact in foreign investments, the Fund may exchange and hold foreign currencies. Regulatory fees or higher custody fees may be imposed on foreign currency holdings.
- **Geographic Concentration Risk** — Because the Fund focuses its investments in particular foreign countries or geographic regions, it may be more volatile than a more geographically diversified fund. The performance of the Fund will be affected by the political, social and economic conditions in those foreign countries and geographic regions and subject to the related risks.
- **Concentration and Focused Investing** — The Index may concentrate (i.e., composed of securities that represent 25 percent or more of the value of the Index) or focus (i.e., composed of securities that represent a substantial portion of its value, but less than 25 percent) in an industry or group of

industries. The Fund will allocate its investments to approximately the same extent as the Index. As a result, the Fund may be subject to greater market fluctuations than a fund that is more broadly invested across industries. Financial, economic, business, regulatory conditions, and other developments affecting issuers in a particular industry or group of industries will have a greater effect on the Fund, and if securities of the particular industry or group of industries as a group fall out of favor, the Fund could underperform, or its net asset value may be more volatile than, funds that have greater industry diversification.

- **Exposure to Large-Cap Company Investment Risk** — Although returns on investments in large-cap companies are often perceived as being less volatile than the returns of companies with smaller market capitalizations, the return on large-cap securities could trail the returns on investments in smaller and mid-sized companies for a number of reasons. For example, large-cap companies may be unable to respond quickly to new competitive challenges, such as changes in technology, and also may not be able to attain the high growth rate of successful smaller companies.
- **Natural Disaster/Epidemic Risk** — Natural or environmental disasters, such as earthquakes, fires, floods, hurricanes, tsunamis and other severe weather-related phenomena generally, and widespread disease, including pandemics and epidemics (for example, the novel coronavirus COVID-19), have been and can be highly disruptive to economies and markets and have recently led, and may continue to lead, to increased market volatility and significant market losses. Such natural disaster and health crises could exacerbate political, social, and economic risks, and result in significant breakdowns, delays, shutdowns, social isolation, and other disruptions to important global, local and regional supply chains affected, with potential corresponding results on the operating performance of the Fund and its investments. A climate of uncertainty and panic, including the contagion of infectious viruses or diseases, may adversely affect global, regional, and local economies and reduce the availability of potential investment opportunities, and increases the difficulty of performing due diligence and modeling market conditions, potentially reducing the accuracy of financial projections. Under these circumstances, the Fund may have difficulty achieving its investment objectives which may adversely impact Fund performance. Further, such events can be highly disruptive to economies and markets, significantly disrupt the operations of individual companies (including, but not limited to, the Fund's investment advisor, third party service providers, and counterparties), sectors, industries, markets, securities and commodity exchanges, currencies, interest and inflation rates, credit ratings, investor sentiment, and other factors affecting the value of the Fund's investments. These factors can cause substantial market volatility, exchange trading suspensions and closures, changes in the availability of and the margin

requirements for certain instruments, and can impact the ability of the Fund to complete redemptions and otherwise affect Fund performance and Fund trading in the secondary market. A widespread crisis would also affect the global economy in ways that cannot necessarily be foreseen. How long such events will last and whether they will continue or recur cannot be predicted. Impacts from these could have a significant impact on the Fund's performance, resulting in losses to your investment.

• **Risk that Current Assumptions and Expectations Could Become Outdated As a Result of Global Economic Shock** —

The onset of the novel coronavirus (COVID-19) has caused significant shocks to global financial markets and economies, with many governments taking extreme actions to slow and contain the spread of COVID-19. These actions have had, and likely will continue to have, a severe economic impact on global economies as economic activity in some instances has essentially ceased. Financial markets across the globe are experiencing severe distress at least equal to what was experienced during the global financial crisis in 2008. In March 2020, U.S. equity markets entered a bear market in the fastest such move in the history of U.S. financial markets. During much of 2020, the unemployment rate in the U.S. has been extremely high by historical standards. It is not possible to predict when unemployment and market conditions will return to more normal levels. The global economic shocks being experienced as of the date hereof may cause the underlying assumptions and expectations of the Fund to become outdated quickly or inaccurate, resulting in significant losses.

- **Non-Diversification Risk** — The Fund is classified as “non-diversified” under the Investment Company Act of 1940, as amended (“1940 Act”). This means it has the ability to invest a relatively high percentage of its assets in the securities of a small number of issuers or in financial instruments with a single counterparty or a few counterparties. This may increase the Fund's volatility and increase the risk that the Fund's performance will decline based on the performance of a single issuer or the credit of a single counterparty. This risk may be particularly acute if the Index is comprised of a small number of securities.

- **Index Performance Risk** — The Index maintained by a third party provider unaffiliated with the Fund or ProFund Advisors. There can be no guarantee or assurance that the methodology used by the third party provider to create the Index will result in the Fund achieving positive returns. Further, there can be no guarantee that the methodology underlying the Index or the daily calculation of the Index will be free from error. It is also possible that the value of the Index may be subject to intentional manipulation by third-party market participants. The Index used by the Fund may underperform other asset classes and may underperform other similar indices. Each of these factors could have a negative impact on the performance of the Fund.

- **Active Investor Risk** — The Fund permits short-term trading of its securities. A significant portion of assets invested in the Fund may come from professional money managers and investors who use the Fund as part of active trading or tactical asset allocation strategies. These strategies often call for frequent trading to take advantage of anticipated changes in market conditions, which could increase portfolio turnover and may result in additional costs for the Fund. In addition, large movements of assets into and out of the Fund may have a negative impact on the Fund's ability to achieve its investment objective or maintain a consistent level of operating expenses. In certain circumstances, the Fund's expense ratio may vary from current estimates or the historical ratio disclosed in this Prospectus.
- **Early Close/Late Close/Trading Halt Risk** — An exchange or market may close early, close late or issue trading halts on specific securities or financial instruments. As a result, the ability to trade certain securities or financial instruments may be restricted, which may result in the Fund being unable to trade those and other related financial instruments at all. In these circumstances, the Fund may be unable to rebalance its portfolio, may be unable to accurately price its investments and/or may incur substantial trading losses.
- **Liquidity Risk** — In certain circumstances, such as the disruption of the orderly markets for the financial instruments in which the Fund invests, the Fund might not be able to acquire or dispose of certain holdings quickly or at prices that represent true market value in the judgment of ProFund Advisors. Markets for the financial instruments in which the Fund invests may be disrupted by a number of events, including but not limited to economic crises, political crises, health crises, natural disasters, excessive volatility, new legislation, or regulatory changes inside or outside of the U.S. For example, regulation limiting the ability of certain financial institutions to invest in certain financial instruments would likely reduce the liquidity of those instruments. These situations may prevent the Fund from limiting losses, realizing gains or achieving a high inverse leveraged correlation with the Index.
- **Portfolio Turnover Risk** — The Fund may incur high portfolio turnover to manage the Fund's investment exposure. Additionally, active trading of the Fund's shares may cause more frequent purchase and sales activities that could, in certain circumstances, increase the number of portfolio transactions. High levels of portfolio transactions increase brokerage and other transaction costs and may result in increased taxable capital gains. Each of these factors could have a negative impact on the performance of the Fund.
- **Tax Risk** — In order to qualify for the special tax treatment accorded a regulated investment company (“RIC”) and its shareholders, the Fund must derive at least 90% of its gross income for each taxable year from “qualifying income,” meet certain asset diversification tests at the end of each taxable

quarter, and meet annual distribution requirements. The Fund's pursuit of its investment strategies will potentially be limited by the Fund's intention to qualify for such treatment and could adversely affect the Fund's ability to so qualify. The Fund can make certain investments, the treatment of which for these purposes is unclear. If, in any year, the Fund were to fail to qualify for the special tax treatment accorded a RIC and its shareholders, and were ineligible to or were not to cure such failure, the Fund would be taxed in the same manner as an ordinary corporation subject to U.S. federal income tax on all its income at the fund level. The resulting taxes could substantially reduce the Fund's net assets and the amount of income available for distribution. In addition, in order to requalify for taxation as a RIC, the Fund could be required to recognize unrealized gains, pay substantial taxes and interest, and make certain distributions. Please see the Statement of Additional Information for more information.

- **Valuation Risk** — In certain circumstances (e.g., if ProFund Advisors believes market quotations do not accurately reflect the fair value of an investment, or a trading halt closes an exchange or market early), ProFund Advisors may, in its sole discretion, choose to determine a fair value price as the basis for determining the market value of such investment for such day. The fair value of an investment determined by ProFund Advisors may be different from other value determinations of the same investment. Portfolio investments that are valued using techniques other than market quotations, including "fair valued" investments, may be subject to greater fluctuation in their value from one day to the next than would be the case if market quotations were used. In addition, there is no assurance that the Fund could sell a portfolio investment for the value established for it at any time, and it is possible that the Fund would incur a loss because a portfolio investment is sold at a discount to its established value.

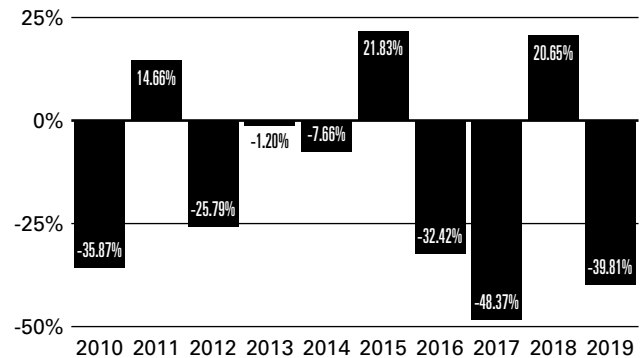
Please see "Investment Objectives, Principal Investment Strategies and Related Risks" in the Fund's Prospectus for additional details.

Investment Results

The bar chart below shows how the Fund's investment results for Investor Class shares have varied from year to year, and the table shows how the Fund's average annual total returns for various periods compare with a broad measure of market performance. Performance for Service Class shares would differ to the extent their fees and expenses differ. This information provides some indication of the risks of investing in the Fund. In addition, the Fund's performance information reflects applicable fee waivers and/or expense limitations, if any, in effect during the periods presented. Absent such fee waivers/expense limitations, if any,

performance would have been lower. Past results (before and after taxes) are not predictive of future results. Updated information on the Fund's results can be obtained by visiting the Fund's website (www.profund.com).

Annual Returns as of December 31



Best Quarter (ended 9/30/2011): **45.30%**

Worst Quarter (ended 9/30/2010): **-28.86%**

The year-to-date return as of the most recent quarter, which ended September 30, 2020, was -36.25%.

Average Annual Total Returns

As of December 31, 2019

	One Year	Five Years	Ten Years	Inception Date
Investor Class Shares				4/19/2006
– Before Taxes	-39.81%	-20.95%	-17.08%	
– After Taxes on Distributions	-39.93%	-20.98%	-17.10%	
– After Taxes on Distributions and Sale of Shares	-23.57%	-13.91%	-9.84%	
Service Class Shares	-40.41%	-21.70%	-17.89%	4/19/2006
S&P/BNY Mellon Emerging 50 ADR Index (USD)¹	25.43%	6.70%	2.48%	

¹ Reflects no deduction for fees, expenses or taxes. Returns are gross returns that do not reflect the reduction of any withholding taxes, and are adjusted to reflect the reinvestment of dividends paid by companies in the Index.

Average annual total returns are shown on a before- and after-tax basis for Investor Class shares only. After-tax returns for Service Class shares will vary. After-tax returns are calculated using the historical highest individual federal marginal income tax rates and do not reflect the impact of state and local taxes. Actual after-tax returns depend on an investor's tax situation and may differ from those shown. After-tax returns shown are not relevant to investors who hold the Fund's shares through tax-deferred

arrangements, such as a retirement account. After-tax returns may exceed the return before taxes due to a tax benefit from realizing a capital loss on a sale of shares.

Annual returns are required to be shown and should not be interpreted as suggesting that the Fund should or should not be held for longer periods of time.

Management

The Fund is advised by ProFund Advisors. Alexander Ilyasov, Senior Portfolio Manager, and Scott Hanson, Portfolio Manager, have jointly and primarily managed the Fund since August 2020 and August 2016, respectively.

Purchase and Sale of Fund Shares

The **minimum initial investment** amounts for all classes, which may be waived at the discretion of the Fund, are:

- \$5,000 for accounts that list a financial professional.
- \$15,000 for self-directed accounts.

You may purchase, redeem or exchange Fund shares on any day which the New York Stock Exchange is open for business. Depending on where your account is held, you may redeem your shares by contacting your financial professional or the Fund by mail, telephone, wire transfer or on-line (www.profund.com).

Tax Information

The Fund's distributions generally are taxable, and will be taxed as ordinary income, qualified dividend income or capital gains, unless you are investing through a tax-advantaged arrangement, such as a 401(k) plan or an individual retirement account. You may be taxed later upon withdrawal of monies from such tax-advantaged arrangements.

The Fund intends to distribute income, if any, and capital gains, if any, at least annually.

Payments to Broker-Dealers and Other Financial Intermediaries

If you purchase Fund shares through a financial intermediary, such as a broker-dealer or investment adviser, the Fund and its distributor may pay the intermediary for the sale of Fund shares and related services. These payments may create a conflict of interest by influencing the broker-dealer or other financial intermediary to recommend the Fund over another investment. Ask your financial intermediary or visit your financial intermediary's website for more information.

Important Information About the Fund

UltraShort International ProFund (the “Fund”) seeks daily investment results, before fees and expenses, that correspond to two times the inverse (-2x) of the return of the MSCI EAFE Index (the “Index”) **for a single day**, not for any other period. A “single day” is measured from the time the Fund calculates its net asset value (“NAV”) to the time of the Fund’s next NAV calculation. **The return of the Fund for periods longer than a single day will be the result of its return for each day compounded over the period. The Fund’s returns for periods longer than a single day will very likely differ in amount, and possibly even direction, from the Fund’s stated multiple (-2x) times the return of the Index for the same period. For periods longer than a single day, the Fund will lose money if the Index’s performance is flat, and it is possible that the Fund will lose money even if the level of the Index falls.** Longer holding periods, higher Index volatility, and greater inverse leveraged exposure each exacerbate the impact of compounding on an investor’s returns. During periods of higher Index volatility, the volatility of the Index may affect the Fund’s return as much as or more than the return of the Index.

The Fund presents different risks than other types of funds. The Fund may not be suitable for all investors and should be used only by knowledgeable investors who understand the consequences of seeking daily inverse leveraged (-2x) investment results, including the impact of compounding on Fund performance. Investors in the Fund should actively manage and monitor their investments, as frequently as daily. An investor in the Fund could potentially lose the full principal value of their investment within a single day.

The percentage change of the Fund’s net asset value (“NAV”) per share each day may differ, perhaps significantly, from two times the inverse (-2x) the percentage change of the Index on that day. This is due primarily to the time difference in determining the level of the Index (11:30 a.m., Eastern Time) and valuation of the Fund (4:00 p.m., Eastern Time).

Due to differences in trading hours between U.S. and foreign markets and because the level of the Index may be determined using prices obtained at times other than the Fund’s NAV calculation time, the percentage change of the Fund’s NAV per share may differ, perhaps significantly, from two times the inverse (-2x) the percentage change of the Index on a given day. As such, correlation to the Index will generally be measured by comparing the daily change in the Fund’s NAV per share to the performance of one or more U.S. exchange-traded securities or financial instruments that reflect the values of the securities underlying the Index as of the Fund’s NAV calculation time.

Investment Objective

The Fund seeks daily investment results, before fees and expenses, that correspond to two times the inverse (-2x) of the daily performance of the Index. **The Fund does not seek to achieve its stated investment objective over a period of time greater than a single day.**

The Fund determines its success in meeting this investment objective by comparing its daily return on a given day with two times the inverse (-2x) the daily performance of MSCI EAFE futures contracts traded in the United States.

Fees and Expenses of the Fund

The table below describes the fees and expenses that you may pay if you buy, hold, and sell shares of the Fund. You may pay other fees, such as brokerage commissions and other fees to financial intermediaries, which are not reflected in the tables and examples below.

Shareholder Fees

(fees paid directly from your investment)

Wire Fee \$10

Annual Fund Operating Expenses

(expenses that you pay each year as a percentage of the value of your investment)

	Investor Class	Service Class
Investment Advisory Fees	0.75%	0.75%
Distribution and Service (12b-1) Fees	0.00%	1.00%
Other Expenses	2.08%	2.08%

Total Annual Fund Operating Expenses Before Fee Waivers and Expense Reimbursements

Reimbursements	2.83%	3.83%
Fee Waivers/Reimbursements ¹	-1.05%	-1.05%

Total Annual Fund Operating Expenses After Fee Waivers and Expense Reimbursements

	<u>1.78%</u>	<u>2.78%</u>
--	--------------	--------------

¹ ProFund Advisors LLC (“ProFund Advisors”) has contractually agreed to waive Investment Advisory and Management Services Fees and to reimburse Other Expenses to the extent Total Annual Fund Operating Expenses Before Fee Waivers and Expense Reimbursements, as a percentage of average daily net assets, exceed 1.78% for Investor Class shares and 2.78% for Service Class shares through November 30, 2021. After such date, the expense limitation may be terminated or revised by ProFund Advisors. Amounts waived or reimbursed in a particular contractual period may be recouped by ProFund Advisors within three years of the end of that contractual period, however, such recoupment will be limited to the lesser of any expense limitation in place at the time of recoupment or the expense limitation in place at the time of waiver or reimbursement.

Example: This example is intended to help you compare the cost of investing in the Fund with the cost of investing in other funds.

The example assumes that you invest \$10,000 in the Fund for the time periods indicated and then redeem all of your shares at the end of each period. The example also assumes that your investment has a 5% return each year and that the Fund’s operating expenses remain the same, except that the fee waiver/expense reimbursement is assumed only to pertain to the first year. Although your actual costs may be higher or lower, based on these assumptions your approximate costs would be:

	1 Year	3 Years	5 Years	10 Years
Investor Class	\$181	\$778	\$1,401	\$3,081
Service Class	\$281	\$1,073	\$1,884	\$3,996

The Fund pays transaction and financing costs associated with the purchase and sale of securities and derivatives. These costs are not reflected in the table or the example above.

Portfolio Turnover

The Fund pays transaction costs, such as commissions, when it buys and sells securities (or “turns over” its portfolio). A higher portfolio turnover rate may indicate higher transaction costs and may result in higher taxes when the Fund’s shares are held in a taxable account. These costs, which are not reflected in the Annual Fund Operating Expenses or in the example above, affect the Fund’s performance. During the most recent fiscal year, the Fund’s annual portfolio turnover rate was 0% of the average value of its entire portfolio. This portfolio turnover rate is calculated without regard to cash instruments or derivatives transactions. If such transactions were included, the Fund’s portfolio turnover rate would be significantly higher.

Principal Investment Strategies

The Fund invests in financial instruments that ProFund Advisors believes, in combination, should produce daily returns consistent with the Fund’s investment objective.

The Index is constructed and maintained by MSCI Inc. The Index includes 85% of the free float-adjusted, market capitalization in each industry group in developed market countries, excluding the U.S. and Canada. As of June 20, 2020, the Index consisted of the following 21 developed market country indexes: Australia, Austria, Belgium, Denmark, Finland, France, Germany, Hong Kong, Ireland, Israel, Italy, Japan, the Netherlands, New Zealand, Norway, Portugal, Singapore, Spain, Sweden, Switzerland, and the United Kingdom. The Index is published under the Bloomberg ticker symbol “MXEA.”

The Fund will invest principally in the financial instruments set forth below. The Fund expects that its cash balances maintained in connection with the use of financial instruments will typically be held in money market instruments.

• **Derivatives** — The Fund invests in derivatives, which are financial instruments whose value is derived from the value of an underlying asset or assets, such as stocks, bonds, funds (including exchange-traded funds (“ETFs”)), interest rates or indexes. The Fund invests in derivatives as a substitute for directly shorting stocks in order to seek returns for a single day that are inverse leveraged (-2x) to the returns of the Index for that day. These derivatives principally include:

- **Swap Agreements** — Contracts entered into primarily with major global financial institutions for a specified period ranging from a day to more than one year. In a standard “swap” transaction, two parties agree to exchange the return (or differentials in rates of return) earned or realized on particular predetermined investments or instruments. The gross return to be

exchanged or “swapped” between the parties is calculated with respect to a “notional amount,” e.g., the return on or change in value of a particular dollar amount invested in a “basket” of securities or an ETF representing a particular index.

- **Futures Contracts** — Standardized contracts traded on, or subject to the rules of, an exchange that call for the future delivery of a specified quantity and type of asset at a specified time and place or, alternatively, may call for cash settlement.
- **Money Market Instruments** — The Fund invests in short-term cash instruments that have a remaining maturity of 397 days or less and exhibit high quality credit profiles, for example:
 - **U.S. Treasury Bills** — U.S. government securities that have initial maturities of one year or less, and are supported by the full faith and credit of the U.S. government.
 - **Repurchase Agreements** — Contracts in which a seller of securities, usually U.S. government securities or other money market instruments, agrees to buy the securities back at a specified time and price. Repurchase agreements are primarily used by the Fund as a short-term investment vehicle for cash positions.

ProFund Advisors uses a mathematical approach to investing. Using this approach, ProFund Advisors determines the type, quantity and mix of investment positions that it believes, in combination, the Fund should hold to produce daily returns consistent with the daily Fund’s investment objective. The Fund may gain inverse exposure to only a representative sample of the securities in the Index or to securities not contained in the Index or in financial instruments, with the intent of obtaining exposure with aggregate characteristics similar to those of two times the inverse of the single day returns of the Index. In managing the assets of the Fund, ProFund Advisors does not invest the assets of the Fund in securities or financial instruments based on ProFund Advisors’ view of the investment merit of a particular security, instrument, or company, nor does it conduct conventional investment research or analysis or forecast market movement or trends. The Fund seeks to remain fully invested at all times in securities and/or financial instruments that, in combination, provide inverse leveraged exposure to the single day returns of the Index, consistent with its investment objective, without regard to market conditions, trends or direction. The Fund seeks investment results for a single day only, measured as the time the Fund calculates its NAV to the next time the Fund calculates its NAV, and not for any other period.

The Fund seeks to engage in daily rebalancing to position its portfolio so that its exposure to the Index is consistent with the Fund’s daily investment objective. The time and manner in which the Fund rebalances its portfolio may vary from day to day at the discretion of ProFund Advisors, depending on market conditions

and other circumstances. The Index's movements during the day will affect whether the Fund's portfolio needs to be rebalanced. For example, if the Index has risen on a given day, net assets of the Fund should fall (assuming there were no shares issued). As a result, the Fund's inverse exposure will need to be decreased. Conversely, if the Index has fallen on a given day, net assets of the Fund should rise (assuming there were no share redemptions). As a result, the Fund's inverse exposure will need to be increased.

Daily rebalancing and the compounding of each day's return over time means that the return of the Fund for a period longer than a single day will be the result of each day's returns compounded over the period, which will very likely differ in amount, and possibly even direction, from two times the inverse (-2x) of the return of the Index for the same period. The Fund will lose money if the Index's performance is flat over time, and the Fund can lose money regardless of the performance of the Index, as a result of daily rebalancing, the Index's volatility, compounding of each day's return and other factors. See "Principal Risks" below.

The Fund will concentrate or focus its investments in a particular industry or group of industries, country or region to approximately the same extent the Index is so concentrated or focused. As of July 31, 2020, the Index was not concentrated in an industry group, but was focused in the financials industry group. The Index was also focused in Japan.

Please see "Investment Objectives, Principal Investment Strategies and Related Risks" in the Fund's Prospectus for additional details.

Principal Risks

You may lose the full principal value of your investment within a single day.

The principal risks described below are intended to provide information about the factors likely to have a significant adverse impact on the Fund's returns and consequently the value of an investment in the Fund. The risks are presented in an order intended to facilitate readability and their order does not imply that the realization of one risk is more likely to occur than another risk or likely to have a greater adverse impact than another risk. While the realization of certain of the risks described herein may benefit the Fund because the Fund seeks daily investment results, before fees and expenses, that correspond to two times the inverse (-2x) of the daily return of the Index, such occurrences may introduce more volatility to the Fund, which could have a significant negative impact on Fund performance.

- **Risks Associated with the Use of Derivatives** — Investing in derivatives may be considered aggressive and may expose the Fund to greater risks and may result in larger losses or smaller gains than investing directly in the reference asset(s) underlying those derivatives. These risks include counterparty risk, liquidity risk and increased correlation risk. When the Fund uses derivatives, there may be imperfect correlation between the value of the reference asset(s) underlying the

derivative (e.g., the Index) and the derivative, which may prevent the Fund from achieving its investment objective. Because derivatives often require only a limited initial investment, the use of derivatives also may expose the Fund to losses in excess of those amounts initially invested. The Fund may use a combination of swaps on the Index and swaps on an ETF that is designed to track the performance of the Index. The performance of an ETF may not track the performance of the Index due to embedded costs and other factors. Thus, to the extent the Fund invests in swaps that use an ETF as the reference asset, the Fund may be subject to greater correlation risk and may not achieve as high a degree of correlation with the Index as it would if the Fund only used swaps on the Index. Moreover, with respect to the use of swap agreements, if the Index has a dramatic intraday move that causes a material decline in the Fund's net assets, the terms of a swap agreement between the Fund and its counterparty may permit the counterparty to immediately close out the transaction with the Fund. In that event, the Fund may be unable to enter into another swap agreement or invest in other derivatives to achieve the desired exposure consistent with the Fund's investment objective. This, in turn, may prevent the Fund from achieving its investment objective, even if the Index reverses all or a portion of its intraday move by the end of the day. As a result, the value of an investment in the Fund may change quickly and without warning. Any costs associated with using derivatives will also have the effect of lowering the Fund's return.

- **Leverage Risk** — The Fund obtains investment exposure in excess of its assets in seeking to achieve its investment objective — a form of leverage — and will lose more money in market environments adverse to its daily objective than a similar fund that does not employ such leverage. The use of such leverage increases the risk of a total loss of an investor's investment. For example, because the Fund includes a multiplier of two times the inverse (-2x) of the Index, a single day movement in the Index approaching 50% at any point in the day could result in the total loss of an investor's investment if that movement is contrary to the investment objective of the Fund, even if the Index subsequently moves in an opposite direction, eliminating all or a portion of the earlier movement. This would be the case with any such single day movements in the Index, even if the Index maintains a level greater than zero at all times. In addition, the use of leverage may increase the volatility of the Fund and magnify any differences between the performance of the Fund and the Index.
- **Compounding Risk** — The Fund has a single day investment objective, and the Fund's performance for any other period is the result of its return for each day compounded over the period. The performance of the Fund for periods longer than a single day will very likely differ in amount, and possibly even direction, from two times the inverse (-2x) of the daily return of the Index for the same period, before accounting for fees and expenses. Compounding affects all investments, but has a

more significant impact on an inverse fund. This effect becomes more pronounced as Index volatility and holding periods increase. Fund performance for a period longer than a single day can be estimated given any set of assumptions for the following factors: (a) Index volatility; (b) Index performance; (c) period of time; (d) financing rates associated with inverse leveraged exposure; (e) other Fund expenses; and (f) dividends or interest paid with respect to securities in the Index. The chart below illustrates the impact of two principal factors — Index volatility and Index performance — on Fund performance. The chart shows estimated Fund returns for a number of combinations of Index volatility and Index performance over a one-year period. Actual volatility, Index and Fund performance may differ significantly from the chart below. Performance shown in the chart assumes: (a) no dividends paid with respect to securities included in the Index; (b) no Fund expenses; and (c) borrowing/lending rates (to obtain inverse leveraged exposure) of zero percent. If Fund expenses and/or actual borrowing/lending rates were reflected, the Fund's performance would be different than shown.

Areas shaded darker represent those scenarios where the Fund can be expected to return less than two times the inverse (-2x) of the performance of the Index.

Estimated Fund Returns

Index Performance		One Year Volatility Rate				
One Year Index	Two times the inverse (-2x) of the One Year Index					
		10%	25%	50%	75%	100%
-60%	120%	506.5%	418.1%	195.2%	15.6%	-68.9%
-50%	100%	288.2%	231.6%	88.9%	-26.0%	-80.1%
-40%	80%	169.6%	130.3%	31.2%	-48.6%	-86.2%
-30%	60%	98.1%	69.2%	-3.6%	-62.2%	-89.8%
-20%	40%	51.6%	29.5%	-26.2%	-71.1%	-92.2%
-10%	20%	19.8%	2.3%	-41.7%	-77.2%	-93.9%
0%	0%	-3.0%	-17.1%	-52.8%	-81.5%	-95.0%
10%	-20%	-19.8%	-31.5%	-61.0%	-84.7%	-95.9%
20%	-40%	-32.6%	-42.4%	-67.2%	-87.2%	-96.5%
30%	-60%	-42.6%	-50.9%	-72.0%	-89.1%	-97.1%
40%	-80%	-50.5%	-57.7%	-75.9%	-90.6%	-97.5%
50%	-100%	-56.9%	-63.2%	-79.0%	-91.8%	-97.8%
60%	-120%	-62.1%	-67.6%	-81.5%	-92.8%	-98.1%

The foregoing table is intended to isolate the effect of Index volatility and Index performance on the return of the Fund and is not a representation of actual returns. For example, the Fund may incorrectly be expected to achieve a -40% return on a yearly basis if the Index return were 20%, absent the effects of compounding. As the table shows, with Index volatility of 50%, the Fund could be expected to return -67.2% under such a scenario. The Fund's actual returns may be significantly better or worse than the returns shown above as a result of any

of the factors discussed above or in "Principal Risks — Correlation Risk" below.

The Index's annualized historical volatility rate for the five-year period ended July 31, 2020 was 15.05%. The Index's highest May to May volatility rate during the five-year period was 22.64% (July 31, 2020). The Index's annualized total return performance for the five-year period ended July 31, 2020 was 2.1%. Historical Index volatility and performance are not indications of what the Index volatility and performance will be in the future. The volatility of U.S. exchange-traded securities or instruments that reflect the value of the Index may differ from the volatility of the Index.

For additional graphs and charts demonstrating the effects of Index volatility and Index performance on the long-term performance of the Fund, see "Understanding the Risks and Long-Term Performance of Daily Objective Funds — The Impact of Compounding" in the Fund's Prospectus and "Special Note Regarding the Correlation Risks of Geared Funds" in the Fund's Statement of Additional Information.

- **Correlation Risk** — A number of factors may affect the Fund's ability to achieve a high degree of inverse leveraged correlation with the Index, and there is no guarantee that the Fund will achieve a high degree of inverse leveraged correlation. Failure to achieve a high degree of inverse leveraged correlation may prevent the Fund from achieving its investment objective, and the percentage change of the Fund's NAV each day may differ, perhaps significantly in amount, and possibly even direction, from two times the inverse (-2x) of the percentage change of the Index on such day.

In order to achieve a high degree of inverse leveraged correlation with the Index, the Fund seeks to rebalance its portfolio daily to keep exposure consistent with its investment objective. Being materially under- or overexposed to the Index may prevent the Fund from achieving a high degree of inverse leveraged correlation with the Index and may expose the Fund to greater leverage risk. Market disruptions or closure, regulatory restrictions, market volatility, illiquidity in the markets for the financial instruments in which the Fund invests, and other factors will adversely affect the Fund's ability to adjust exposure to requisite levels. The target amount of portfolio exposure is impacted dynamically by the Index's movements, including intraday movements. Because of this, it is unlikely that the Fund will have perfect inverse leveraged (-2x) exposure during the day or at the end of each day and the likelihood of being materially under- or overexposed is higher on days when the Index is volatile, particularly when the Index is volatile at or near the close of the trading day.

A number of other factors may also adversely affect the Fund's inverse leveraged correlation with the Index, including fees, expenses, transaction costs, financing costs associated with the use of derivatives, income items, valuation methodology,

accounting standards and disruptions or illiquidity in the markets for the securities or financial instruments in which the Fund invests. The Fund may not have investment exposure to all of the securities in the Index, or its weighting of investment exposure to securities may be different from that of the Index. In addition, the Fund may invest in securities not included in the Index. The Fund may take or refrain from taking positions in order to improve tax efficiency, comply with regulatory restrictions, or for other reasons, each of which may negatively affect the Fund's correlation with the Index. The Fund may also be subject to large movements of assets into and out of the Fund, potentially resulting in the Fund being under- or overexposed to the Index and may be impacted by Index reconstitutions and Index rebalancing events. Additionally, the Fund's underlying investments and/or reference assets may trade on markets that may not be open on the same day as the Fund, which may cause a difference between the changes in the daily performance of the Fund and changes in the level of the Index. Any of these factors could decrease correlation between the performance of the Fund and the Index and may hinder the Fund's ability to meet its daily investment objective on or around that day. Also, the Fund will measure its correlation to the performance of one or more ETFs. It is important to note that correlation to these ETFs may vary from the correlation to the Index due to embedded costs and other factors.

- **Rebalancing Risk** — If for any reason the Fund is unable to rebalance all or a portion of its portfolio, or if all or a portion of the portfolio is rebalanced incorrectly, the Fund's investment exposure may not be consistent with the Fund's investment objective. In these instances, the Fund may have investment exposure to the Index that is significantly greater or less than its stated multiple. As a result, the Fund may be more exposed to leverage risk than if it had been properly rebalanced and may not achieve its investment objective.
- **Counterparty Risk** — Investing in derivatives and repurchase agreements involves entering into contracts with third parties (i.e., counterparties). The use of derivatives involves risks that are different from those associated with ordinary portfolio securities transactions. The Fund will be subject to credit risk (i.e., the risk that a counterparty is or is perceived to be unwilling or unable to make timely payments or otherwise meet its contractual obligations) with respect to the amount it expects to receive from counterparties to derivatives and repurchase agreements entered into by the Fund. If a counterparty becomes bankrupt or fails to perform its obligations, or if any collateral posted by the counterparty for the benefit of the Fund is insufficient or there are delays in the Fund's ability to access such collateral, the value of an investment in the Fund may decline.

The counterparty to a listed futures contract is the clearing organization for the listed future, which is held through a futures commission merchant ("FCM") acting on behalf of the Fund. Consequently, the counterparty risk on a listed

futures contract is the creditworthiness of the FCM and the exchange's clearing corporation.

- **Short Sale Exposure Risk** — The Fund may seek inverse or "short" exposure through financial instruments, which would cause the Fund to be exposed to certain risks associated with selling short. These risks include, under certain market conditions, an increase in the volatility and decrease in the liquidity of the instruments underlying the short position, which may lower the Fund's return, result in a loss, have the effect of limiting the Fund's ability to obtain inverse exposure through financial instruments, or require the Fund to seek inverse exposure through alternative investment strategies that may be less desirable or more costly to implement. To the extent that, at any particular point in time, the instruments underlying the short position may be thinly traded or have a limited market, including due to regulatory action, the Fund may be unable to meet its investment objective due to a lack of available securities or counterparties. During such periods, the Fund's ability to issue additional shares may be adversely affected. Obtaining inverse leveraged exposure through these instruments may be considered an aggressive investment technique. Any income, dividends or payments by the assets underlying the Fund's short positions will negatively impact the Fund.
- **Inverse Correlation Risk** — Investors will lose money when the Index rises — a result that is the opposite from traditional funds.
- **Exposure to Foreign Investments** — Exposure to securities of foreign issuers may provide the Fund with increased risk. Various factors related to foreign investments may negatively impact the Fund's and the Index's performance, such as: i) fluctuations in the value of the applicable foreign currency; ii) differences in securities settlement practices; iii) uncertainty associated with evidence of ownership of investments in countries that lack centralized custodial services; iv) possible regulation of, or other limitations on, investments by U.S. investors in foreign investments; v) potentially higher brokerage commissions; vi) the possibility that a foreign government may withhold portions of interest and dividends at the source; vii) taxation of income earned in foreign countries or other foreign taxes imposed; viii) foreign exchange controls, which may include suspension of the ability to transfer currency from a foreign country; ix) less publicly available information about foreign issuers; x) changes in the denomination currency of a foreign investment; and xi) less certain legal systems in which the Fund may encounter difficulties or be unable to pursue legal remedies. Foreign investments also may be more susceptible to political, social, economic and regional factors than may be the case with U.S. securities. In addition, markets for foreign investments are usually less liquid, more volatile and significantly smaller than markets for U.S. securities, which may affect, among other things, the Fund's ability to purchase or sell foreign investments at appropriate times and prices.

Because of differences in settlement times and/or foreign market holidays, transactions in a foreign market may take place one or more days after the necessary exposure to these investments is determined. Until the transactions are effected, the Fund is exposed to increased foreign currency risk and market risk and, ultimately, increased correlation risk.

- **Equity and Market Risk** — Equity markets are volatile, and the value of securities, swaps, futures and other instruments correlated with equity markets may fluctuate dramatically from day to day. Equity markets are subject to corporate, political, regulatory, market and economic developments, as well as developments that impact specific economic sectors, industries or segments of the market. Further, stocks in the Index may underperform other equity investments. Volatility in the markets and/or market developments may cause the value of an investment in the Fund to decrease over short or long periods of time.

As a fund seeking daily investment results, before fees and expenses, that correspond to two times the inverse ($-2x$) of the daily return of the Index, the value of an investment in the Fund is expected to decline when market conditions cause the level of the Index to rise.

- **Exposure to Foreign Currency Risk** — Investments linked to or denominated in foreign currencies are exposed to additional risk factors versus those investments denominated in U.S. dollars and linked to U.S. investments. The value of an investment linked to or denominated in a foreign currency could change significantly as foreign currencies strengthen or weaken relative to the U.S. dollar. Devaluations of a currency by a government or banking authority may also have significant impact on the value of any investments linked to or denominated in that currency. Risks related to foreign currencies also include those related to economic or political developments, market inefficiencies or a higher risk that essential investment information may be incomplete, unavailable, or inaccurate. Foreign currency losses could offset or exceed any potential gains, or add to losses, in the related investments. Currency markets are also generally not as regulated as securities markets. In addition, in order to transact in foreign investments, the Fund may exchange and hold foreign currencies. Regulatory fees or higher custody fees may be imposed on foreign currency holdings.
- **Geographic Concentration Risk** — Because the Fund focuses its investments in particular foreign countries or geographic regions, it may be more volatile than a more geographically diversified fund. The performance of the Fund will be affected by the political, social and economic conditions in those foreign countries and geographic regions and subject to the related risks.
- **Concentration and Focused Investing** — The Index may concentrate (i.e., composed of securities that represent 25 percent or more of the value of the Index) or focus (i.e., composed of securities that represent a substantial portion of

its value, but less than 25 percent) in an industry or group of industries. The Fund will allocate its investments to approximately the same extent as the Index. As a result, the Fund may be subject to greater market fluctuations than a fund that is more broadly invested across industries. Financial, economic, business, regulatory conditions, and other developments affecting issuers in a particular industry or group of industries will have a greater effect on the Fund, and if securities of the particular industry or group of industries as a group fall out of favor, the Fund could underperform, or its net asset value may be more volatile than, funds that have greater industry diversification.

- **Exposure to Large-Cap Company Investment Risk** — Although returns on investments in large-cap companies are often perceived as being less volatile than the returns of companies with smaller market capitalizations, the return on large-cap securities could trail the returns on investments in smaller and mid-sized companies for a number of reasons. For example, large-cap companies may be unable to respond quickly to new competitive challenges, such as changes in technology, and also may not be able to attain the high growth rate of successful smaller companies.
- **Natural Disaster/Epidemic Risk** — Natural or environmental disasters, such as earthquakes, fires, floods, hurricanes, tsunamis and other severe weather-related phenomena generally, and widespread disease, including pandemics and epidemics (for example, the novel coronavirus COVID-19), have been and can be highly disruptive to economies and markets and have recently led, and may continue to lead, to increased market volatility and significant market losses. Such natural disaster and health crises could exacerbate political, social, and economic risks, and result in significant breakdowns, delays, shutdowns, social isolation, and other disruptions to important global, local and regional supply chains affected, with potential corresponding results on the operating performance of the Fund and its investments. A climate of uncertainty and panic, including the contagion of infectious viruses or diseases, may adversely affect global, regional, and local economies and reduce the availability of potential investment opportunities, and increases the difficulty of performing due diligence and modeling market conditions, potentially reducing the accuracy of financial projections. Under these circumstances, the Fund may have difficulty achieving its investment objectives which may adversely impact Fund performance. Further, such events can be highly disruptive to economies and markets, significantly disrupt the operations of individual companies (including, but not limited to, the Fund's investment advisor, third party service providers, and counterparties), sectors, industries, markets, securities and commodity exchanges, currencies, interest and inflation rates, credit ratings, investor sentiment, and other factors affecting the value of the Fund's investments. These factors can cause substantial market volatility, exchange trading suspensions and

closures, changes in the availability of and the margin requirements for certain instruments, and can impact the ability of the Fund to complete redemptions and otherwise affect Fund performance and Fund trading in the secondary market. A widespread crisis would also affect the global economy in ways that cannot necessarily be foreseen. How long such events will last and whether they will continue or recur cannot be predicted. Impacts from these could have a significant impact on the Fund's performance, resulting in losses to your investment.

• **Risk that Current Assumptions and Expectations Could Become Outdated As a Result of Global Economic Shock** —

The onset of the novel coronavirus (COVID-19) has caused significant shocks to global financial markets and economies, with many governments taking extreme actions to slow and contain the spread of COVID-19. These actions have had, and likely will continue to have, a severe economic impact on global economies as economic activity in some instances has essentially ceased. Financial markets across the globe are experiencing severe distress at least equal to what was experienced during the global financial crisis in 2008. In March 2020, U.S. equity markets entered a bear market in the fastest such move in the history of U.S. financial markets. During much of 2020, the unemployment rate in the U.S. has been extremely high by historical standards. It is not possible to predict when unemployment and market conditions will return to more normal levels. The global economic shocks being experienced as of the date hereof may cause the underlying assumptions and expectations of the Fund to become outdated quickly or inaccurate, resulting in significant losses.

• **Non-Diversification Risk** — The Fund is classified as “non-diversified” under the Investment Company Act of 1940, as amended (“1940 Act”). This means it has the ability to invest a relatively high percentage of its assets in the securities of a small number of issuers or in financial instruments with a single counterparty or a few counterparties. This may increase the Fund's volatility and increase the risk that the Fund's performance will decline based on the performance of a single issuer or the credit of a single counterparty.

• **Index Performance Risk** — The Index maintained by a third party provider unaffiliated with the Fund or ProFund Advisors. There can be no guarantee or assurance that the methodology used by the third party provider to create the Index will result in the Fund achieving positive returns. Further, there can be no guarantee that the methodology underlying the Index or the daily calculation of the Index will be free from error. It is also possible that the value of the Index may be subject to intentional manipulation by third-party market participants. The Index used by the Fund may underperform other asset classes and may underperform

other similar indices. Each of these factors could have a negative impact on the performance of the Fund.

• **Active Investor Risk** — The Fund permits short-term trading of its securities. A significant portion of assets invested in the Fund may come from professional money managers and investors who use the Fund as part of active trading or tactical asset allocation strategies. These strategies often call for frequent trading to take advantage of anticipated changes in market conditions, which could increase portfolio turnover and may result in additional costs for the Fund. In addition, large movements of assets into and out of the Fund may have a negative impact on the Fund's ability to achieve its investment objective or maintain a consistent level of operating expenses. In certain circumstances, the Fund's expense ratio may vary from current estimates or the historical ratio disclosed in this Prospectus.

• **Early Close/Late Close/Trading Halt Risk** — An exchange or market may close early, close late or issue trading halts on specific securities or financial instruments. As a result, the ability to trade certain securities or financial instruments may be restricted, which may result in the Fund being unable to trade those and other related financial instruments at all. In these circumstances, the Fund may be unable to rebalance its portfolio, may be unable to accurately price its investments and/or may incur substantial trading losses.

• **Liquidity Risk** — In certain circumstances, such as the disruption of the orderly markets for the financial instruments in which the Fund invests, the Fund might not be able to acquire or dispose of certain holdings quickly or at prices that represent true market value in the judgment of ProFund Advisors. Markets for the financial instruments in which the Fund invests may be disrupted by a number of events, including but not limited to economic crises, political crises, health crises, natural disasters, excessive volatility, new legislation, or regulatory changes inside or outside of the U.S. For example, regulation limiting the ability of certain financial institutions to invest in certain financial instruments would likely reduce the liquidity of those instruments. These situations may prevent the Fund from limiting losses, realizing gains or achieving a high inverse leveraged correlation with the Index.

• **Portfolio Turnover Risk** — The Fund may incur high portfolio turnover to manage the Fund's investment exposure. Additionally, active trading of the Fund's shares may cause more frequent purchase and sales activities that could, in certain circumstances, increase the number of portfolio transactions. High levels of portfolio transactions increase brokerage and other transaction costs and may result in increased taxable capital gains. Each of these factors could have a negative impact on the performance of the Fund.

• **Tax Risk** — In order to qualify for the special tax treatment accorded a regulated investment company (“RIC”) and its shareholders, the Fund must derive at least 90% of its gross income for each taxable year from “qualifying income,” meet certain asset diversification tests at the end of each taxable quarter, and meet annual distribution requirements. The Fund’s pursuit of its investment strategies will potentially be limited by the Fund’s intention to qualify for such treatment and could adversely affect the Fund’s ability to so qualify. The Fund can make certain investments, the treatment of which for these purposes is unclear. If, in any year, the Fund were to fail to qualify for the special tax treatment accorded a RIC and its shareholders, and were ineligible to or were not to cure such failure, the Fund would be taxed in the same manner as an ordinary corporation subject to U.S. federal income tax on all its income at the fund level. The resulting taxes could substantially reduce the Fund’s net assets and the amount of income available for distribution. In addition, in order to requalify for taxation as a RIC, the Fund could be required to recognize unrealized gains, pay substantial taxes and interest, and make certain distributions. Please see the Statement of Additional Information for more information.

• **Valuation Risk** — In certain circumstances (e.g., if ProFund Advisors believes market quotations do not accurately reflect the fair value of an investment, or a trading halt closes an exchange or market early), ProFund Advisors may, in its sole discretion, choose to determine a fair value price as the basis for determining the market value of such investment for such day. The fair value of an investment determined by ProFund Advisors may be different from other value determinations of the same investment. Portfolio investments that are valued using techniques other than market quotations, including “fair valued” investments, may be subject to greater fluctuation in their value from one day to the next than would be the case if market quotations were used. In addition, there is no assurance that the Fund could sell a portfolio investment for the value established for it at any time, and it is possible that the Fund would incur a loss because a portfolio investment is sold at a discount to its established value.

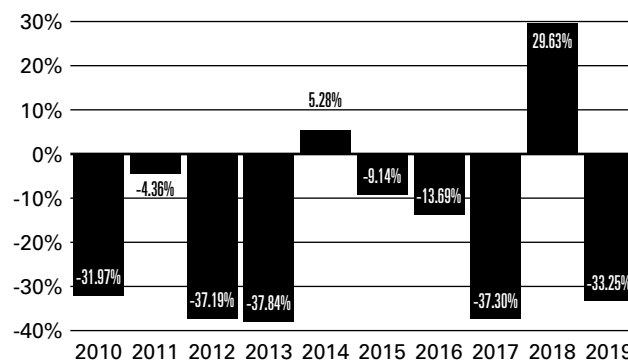
Please see “Investment Objectives, Principal Investment Strategies and Related Risks” in the Fund’s Prospectus for additional details.

Investment Results

The bar chart below shows how the Fund’s investment results for Investor Class shares have varied from year to year, and the table shows how the Fund’s average annual total returns for various periods compare with a broad measure of market performance. Performance for Service Class shares would differ to the extent their fees and expenses differ. This information provides some indication of the risks of investing in the Fund. In addition, the Fund’s performance information reflects applicable fee waivers and/or expense limitations, if any, in effect during the periods presented. Absent such fee waivers/expense limitations, if any,

performance would have been lower. Past results (before and after taxes) are not predictive of future results. Updated information on the Fund’s results can be obtained by visiting the Fund’s website (www.profund.com).

Annual Returns as of December 31



Best Quarter (ended 9/30/2011): **38.55%**

Worst Quarter (ended 9/30/2010): **-32.28%**

The year-to-date return as of the most recent quarter, which ended September 30, 2020, was -12.79%.

Average Annual Total Returns

As of December 31, 2019

	One Year	Five Years	Ten Years	Inception Date
Investor Class Shares				4/19/2006
– Before Taxes	-33.25%	-15.71%	-19.53%	
– After Taxes on Distributions	-33.49%	-15.77%	-19.56%	
– After Taxes on Distributions and Sale of Shares	-19.69%	-10.90%	-10.64%	
Service Class Shares	-33.91%	-16.55%	-20.34%	4/19/2006
MSCI EAFE® Index¹	22.01%	5.67%	5.50%	

1 Reflects no deduction for fees, expenses or taxes. Returns are gross returns that do not reflect the reduction of any withholding taxes, and are adjusted to reflect the reinvestment of dividends paid by companies in the Index.

Average annual total returns are shown on a before- and after-tax basis for Investor Class shares only. After-tax returns for Service Class shares will vary. After-tax returns are calculated using the historical highest individual federal marginal income tax rates and do not reflect the impact of state and local taxes. Actual after-tax returns depend on an investor’s tax situation and may differ from those shown. After-tax returns shown are not relevant to investors who hold the Fund’s shares through tax-deferred arrangements, such as a retirement account. After-tax returns may exceed the return before taxes due to a tax benefit from realizing a capital loss on a sale of shares.

Annual returns are required to be shown and should not be interpreted as suggesting that the Fund should or should not be held for longer periods of time.

Management

The Fund is advised by ProFund Advisors. Alexander Ilyasov, Senior Portfolio Manager, and Scott Hanson, Portfolio Manager, have jointly and primarily managed the Fund since August 2020 and August 2016, respectively.

Purchase and Sale of Fund Shares

The **minimum initial investment** amounts for all classes, which may be waived at the discretion of the Fund, are:

- \$5,000 for accounts that list a financial professional.
- \$15,000 for self-directed accounts.

You may purchase, redeem or exchange Fund shares on any day which the New York Stock Exchange is open for business. Depending on where your account is held, you may redeem your shares by contacting your financial professional or the Fund by mail, telephone, wire transfer or on-line (www.profund.com).

Tax Information

The Fund's distributions generally are taxable, and will be taxed as ordinary income, qualified dividend income or capital gains,

unless you are investing through a tax-advantaged arrangement, such as a 401(k) plan or an individual retirement account. You may be taxed later upon withdrawal of monies from such tax-advantaged arrangements.

The Fund intends to distribute income, if any, and capital gains, if any, at least annually.

Payments to Broker-Dealers and Other Financial Intermediaries

If you purchase Fund shares through a financial intermediary, such as a broker-dealer or investment adviser, the Fund and its distributor may pay the intermediary for the sale of Fund shares and related services. These payments may create a conflict of interest by influencing the broker-dealer or other financial intermediary to recommend the Fund over another investment. Ask your financial intermediary or visit your financial intermediary's website for more information.

Important Information About the Fund

UltraShort Japan ProFund (the “Fund”) seeks daily investment results, before fees and expenses, that correspond to two times the inverse (-2x) of the return of the Nikkei 225 Stock Average (the “Index”) **for a single day**, not for any other period. A “single day” is measured from the time the Fund calculates its net asset value (“NAV”) to the time of the Fund’s next NAV calculation. **The return of the Fund for periods longer than a single day will be the result of its return for each day compounded over the period. The Fund’s returns for periods longer than a single day will very likely differ in amount, and possibly even direction, from the Fund’s stated multiple (-2x) times the return of the Index for the same period. For periods longer than a single day, the Fund will lose money if the Index’s performance is flat, and it is possible that the Fund will lose money even if the level of the Index falls.** Longer holding periods, higher Index volatility, and greater inverse leveraged exposure each exacerbate the impact of compounding on an investor’s returns. During periods of higher Index volatility, the volatility of the Index may affect the Fund’s return as much as or more than the return of the Index.

The Fund presents different risks than other types of funds. The Fund may not be suitable for all investors and should be used only by knowledgeable investors who understand the consequences of seeking daily inverse leveraged (-2x) investment results, including the impact of compounding on Fund performance. Investors in the Fund should actively manage and monitor their investments, as frequently as daily. An investor in the Fund could potentially lose the full principal value of their investment within a single day.

The percentage change of the Fund’s net asset value (“NAV”) per share each day may differ, perhaps significantly, from two times the inverse (-2x) the percentage change of the Index on that day. This is due primarily to the time difference in determining the level of the Index (3:00 p.m., Japan Standard Time) and valuation of the Fund (4:00 p.m., Eastern Time).

Due to differences in trading hours between U.S. and foreign markets and because the level of the Index may be determined using prices obtained at times other than the Fund’s NAV calculation time, the percentage change of the Fund’s NAV per share may differ, perhaps significantly, from two times the inverse (-2x) the percentage change of the Index on a given day. As such, correlation to the Index will generally be measured by comparing the daily change in the Fund’s NAV per share to the performance of one or more U.S. exchange-traded securities or financial instruments that reflect the values of the securities underlying the Index as of the Fund’s NAV calculation time.

Investment Objective

The Fund seeks daily investment results, before fees and expenses, that correspond to two times the inverse (-2x) of the daily performance of the Index. **The Fund does not seek to achieve its stated investment objective over a period of time greater than a single day.**

The Fund seeks to provide a return consistent with two times the inverse (-2x) an investment in the component equities in the Index hedged to U.S. dollars. The Fund seeks to provide a return based solely on the local price return of the equity securities in the Index, without any effect from currency movements in the yen versus the U.S. dollar.

The Fund determines its success in meeting this investment objective by comparing its daily return on a given day with two times the inverse (-2x) the daily performance of the dollar-denominated Nikkei 225 futures contracts traded in the United States.

Fees and Expenses of the Fund

The table below describes the fees and expenses that you may pay if you buy, hold, and sell shares of the Fund. You may pay other fees, such as brokerage commissions and other fees to financial intermediaries, which are not reflected in the tables and examples below.

Shareholder Fees

(fees paid directly from your investment)

Wire Fee \$10

Annual Fund Operating Expenses

(expenses that you pay each year as a percentage of the value of your investment)

	Investor Class	Service Class
Investment Advisory Fees	0.90%	0.90%
Distribution and Service (12b-1) Fees	0.00%	1.00%
Other Expenses	<u>3.97%</u>	<u>3.97%</u>

Total Annual Fund Operating Expenses Before Fee Waivers and Expense Reimbursements

	4.87%	5.87%
Fee Waivers/Reimbursements ¹	<u>-3.09%</u>	<u>-3.09%</u>

Total Annual Fund Operating Expenses After Fee Waivers and Expense Reimbursements

	<u>1.78%</u>	<u>2.78%</u>
--	--------------	--------------

- 1 ProFund Advisors LLC (“ProFund Advisors”) has contractually agreed to waive Investment Advisory and Management Services Fees and to reimburse Other Expenses to the extent Total Annual Fund Operating Expenses Before Fee Waivers and Expense Reimbursements, as a percentage of average daily net assets, exceed 1.78% for Investor Class shares and 2.78% for Service Class shares through November 30, 2021. After such date, the expense limitation may be terminated or revised by ProFund Advisors. Amounts waived or reimbursed in a particular contractual period may be recouped by ProFund Advisors within three years of the end of that contractual period, however, such recoupment will be limited to the lesser of any expense limitation in place at the time of recoupment or the expense limitation in place at the time of waiver or reimbursement.

Example: This example is intended to help you compare the cost of investing in the Fund with the cost of investing in other funds.

The example assumes that you invest \$10,000 in the Fund for the time periods indicated and then redeem all of your shares at

the end of each period. The example also assumes that your investment has a 5% return each year and that the Fund's operating expenses remain the same, except that the fee waiver/expense reimbursement is assumed only to pertain to the first year. Although your actual costs may be higher or lower, based on these assumptions your approximate costs would be:

	1Year	3Years	5Years	10Years
Investor Class	\$181	\$1,188	\$2,197	\$4,732
Service Class	\$281	\$1,471	\$2,640	\$5,475

The Fund pays transaction and financing costs associated with the purchase and sale of securities and derivatives. These costs are not reflected in the table or the example above.

Portfolio Turnover

The Fund pays transaction costs, such as commissions, when it buys and sells securities (or "turns over" its portfolio). A higher portfolio turnover rate may indicate higher transaction costs and may result in higher taxes when the Fund's shares are held in a taxable account. These costs, which are not reflected in the Annual Fund Operating Expenses or in the example above, affect the Fund's performance. During the most recent fiscal year, the Fund's annual portfolio turnover rate was 0% of the average value of its entire portfolio. This portfolio turnover rate is calculated without regard to cash instruments or derivatives transactions. If such transactions were included, the Fund's portfolio turnover rate would be significantly higher.

Principal Investment Strategies

The Fund invests in financial instruments that ProFund Advisors believes, in combination, should produce daily returns consistent with the Fund's investment objective.

The Index is constructed and maintained by Nihon Keizai Shimbun, Inc. The Index is a modified price-weighted index of the 225 most actively traded and liquid Japanese companies listed in the First Section of the Tokyo Stock Exchange ("TSE"). The Index is calculated from the prices of the 225 TSE First Section stocks selected to represent a broad cross-section of Japanese industries and the overall performance of the Japanese equity market. Companies in the Index are reviewed annually. Emphasis is placed on maintaining the Index's historical continuity while keeping the Index composed of stocks with high market liquidity. The sponsor consults with various market experts, considers company-specific information and the overall composition of the Index. The Index is published under the Bloomberg ticker symbol "NKY."

The Fund will invest principally in the financial instruments set forth below. The Fund expects that its cash balances maintained in connection with the use of financial instruments will typically be held in money market instruments.

- **Derivatives** — The Fund invests in derivatives, which are financial instruments whose value is derived from the value of an underlying asset or assets, such as stocks, bonds, funds (including exchange-traded funds ("ETFs")), interest rates or indexes. The Fund invests in derivatives as a substitute for

directly shorting stocks in order to seek returns for a single day that are inverse leveraged (-2x) to the returns of the Index for that day. These derivatives principally include:

- **Swap Agreements** — Contracts entered into primarily with major global financial institutions for a specified period ranging from a day to more than one year. In a standard "swap" transaction, two parties agree to exchange the return (or differentials in rates of return) earned or realized on particular predetermined investments or instruments. The gross return to be exchanged or "swapped" between the parties is calculated with respect to a "notional amount," e.g., the return on or change in value of a particular dollar amount invested in a "basket" of securities or an ETF representing a particular index.
- **Futures Contracts** — Standardized contracts traded on, or subject to the rules of, an exchange that call for the future delivery of a specified quantity and type of asset at a specified time and place or, alternatively, may call for cash settlement.
- **Money Market Instruments** — The Fund invests in short-term cash instruments that have a remaining maturity of 397 days or less and exhibit high quality credit profiles, for example:
 - **U.S. Treasury Bills** — U.S. government securities that have initial maturities of one year or less, and are supported by the full faith and credit of the U.S. government.
 - **Repurchase Agreements** — Contracts in which a seller of securities, usually U.S. government securities or other money market instruments, agrees to buy the securities back at a specified time and price. Repurchase agreements are primarily used by the Fund as a short-term investment vehicle for cash positions.

ProFund Advisors uses a mathematical approach to investing. Using this approach, ProFund Advisors determines the type, quantity and mix of investment positions that it believes, in combination, the Fund should hold to produce daily returns consistent with the daily Fund's investment objective. The Fund may gain inverse exposure to only a representative sample of the securities in the Index or to securities not contained in the Index or in financial instruments, with the intent of obtaining exposure with aggregate characteristics similar to those of two times the inverse of the single day returns of the Index. In managing the assets of the Fund, ProFund Advisors does not invest the assets of the Fund in securities or financial instruments based on ProFund Advisors' view of the investment merit of a particular security, instrument, or company, nor does it conduct conventional investment research or analysis or forecast market movement or trends. The Fund seeks to remain fully invested at all times in securities and/or financial instruments that, in combination, provide inverse leveraged exposure to the single day returns of the Index, consistent with

its investment objective, without regard to market conditions, trends or direction. The Fund seeks investment results for a single day only, measured as the time the Fund calculates its NAV to the next time the Fund calculates its NAV, and not for any other period.

The Fund seeks to engage in daily rebalancing to position its portfolio so that its exposure to the Index is consistent with the Fund's daily investment objective. The time and manner in which the Fund rebalances its portfolio may vary from day to day at the discretion of ProFund Advisors, depending on market conditions and other circumstances. The Index's movements during the day will affect whether the Fund's portfolio needs to be rebalanced. For example, if the Index has risen on a given day, net assets of the Fund should fall (assuming there were no shares issued). As a result, the Fund's inverse exposure will need to be decreased. Conversely, if the Index has fallen on a given day, net assets of the Fund should rise (assuming there were no share redemptions). As a result, the Fund's inverse exposure will need to be increased.

Daily rebalancing and the compounding of each day's return over time means that the return of the Fund for a period longer than a single day will be the result of each day's returns compounded over the period, which will very likely differ in amount, and possibly even direction, from two times the inverse (-2x) of the return of the Index for the same period. The Fund will lose money if the Index's performance is flat over time, and the Fund can lose money regardless of the performance of the Index, as a result of daily rebalancing, the Index's volatility, compounding of each day's return and other factors. See "Principal Risks" below.

The Fund will concentrate or focus its investments in a particular industry or group of industries, country or region to approximately the same extent the Index is so concentrated or focused. As of July 31, 2020, the Index was not concentrated in an industry group, but was focused in the consumer discretionary, industrials, health care, and information technology industry groups. The Index was also concentrated in Japan.

Please see "Investment Objectives, Principal Investment Strategies and Related Risks" in the Fund's Prospectus for additional details.

Principal Risks

You may lose the full principal value of your investment within a single day.

The principal risks described below are intended to provide information about the factors likely to have a significant adverse impact on the Fund's returns and consequently the value of an investment in the Fund. The risks are presented in an order intended to facilitate readability and their order does not imply that the realization of one risk is more likely to occur than another risk or likely to have a greater adverse impact than another risk. While the realization of certain of the risks described herein may benefit the Fund because the Fund seeks daily investment results, before fees and expenses, that

correspond to two times the inverse (-2x) of the daily return of the Index, such occurrences may introduce more volatility to the Fund, which could have a significant negative impact on Fund performance.

- Risks Associated with the Use of Derivatives** — Investing in derivatives may be considered aggressive and may expose the Fund to greater risks and may result in larger losses or smaller gains than investing directly in the reference asset(s) underlying those derivatives. These risks include counterparty risk, liquidity risk and increased correlation risk. When the Fund uses derivatives, there may be imperfect correlation between the value of the reference asset(s) underlying the derivative (e.g., the Index) and the derivative, which may prevent the Fund from achieving its investment objective. Because derivatives often require only a limited initial investment, the use of derivatives also may expose the Fund to losses in excess of those amounts initially invested. The Fund may use a combination of swaps on the Index and swaps on an ETF that is designed to track the performance of the Index. The performance of an ETF may not track the performance of the Index due to embedded costs and other factors. Thus, to the extent the Fund invests in swaps that use an ETF as the reference asset, the Fund may be subject to greater correlation risk and may not achieve as high a degree of correlation with the Index as it would if the Fund only used swaps on the Index. Moreover, with respect to the use of swap agreements, if the Index has a dramatic intraday move that causes a material decline in the Fund's net assets, the terms of a swap agreement between the Fund and its counterparty may permit the counterparty to immediately close out the transaction with the Fund. In that event, the Fund may be unable to enter into another swap agreement or invest in other derivatives to achieve the desired exposure consistent with the Fund's investment objective. This, in turn, may prevent the Fund from achieving its investment objective, even if the Index reverses all or a portion of its intraday move by the end of the day. As a result, the value of an investment in the Fund may change quickly and without warning. Any costs associated with using derivatives will also have the effect of lowering the Fund's return.

- Leverage Risk** — The Fund obtains investment exposure in excess of its assets in seeking to achieve its investment objective — a form of leverage — and will lose more money in market environments adverse to its daily objective than a similar fund that does not employ such leverage. The use of such leverage increases the risk of a total loss of an investor's investment. For example, because the Fund includes a multiplier of two times the inverse (-2x) of the Index, a single day movement in the Index approaching 50% at any point in the day could result in the total loss of an investor's investment if that movement is contrary to the investment objective of the Fund, even if the Index subsequently moves in an opposite direction, eliminating all or a portion of the earlier movement. This would be the case with any such single day movements in the Index, even if the Index maintains a level

greater than zero at all times. In addition, the use of leverage may increase the volatility of the Fund and magnify any differences between the performance of the Fund and the Index.

- **Compounding Risk** — The Fund has a single day investment objective, and the Fund's performance for any other period is the result of its return for each day compounded over the period. The performance of the Fund for periods longer than a single day will very likely differ in amount, and possibly even direction, from two times the inverse (-2x) of the daily return of the Index for the same period, before accounting for fees and expenses. Compounding affects all investments, but has a more significant impact on an inverse fund. This effect becomes more pronounced as Index volatility and holding periods increase. Fund performance for a period longer than a single day can be estimated given any set of assumptions for the following factors: (a) Index volatility; (b) Index performance; (c) period of time; (d) financing rates associated with inverse leveraged exposure; (e) other Fund expenses; and (f) dividends or interest paid with respect to securities in the Index. The chart below illustrates the impact of two principal factors — Index volatility and Index performance — on Fund performance. The chart shows estimated Fund returns for a number of combinations of Index volatility and Index performance over a one-year period. Actual volatility, Index and Fund performance may differ significantly from the chart below. Performance shown in the chart assumes: (a) no dividends paid with respect to securities included in the Index; (b) no Fund expenses; and (c) borrowing/lending rates (to obtain inverse leveraged exposure) of zero percent. If Fund expenses and/or actual borrowing/lending rates were reflected, the Fund's performance would be different than shown.

Areas shaded darker represent those scenarios where the Fund can be expected to return less than two times the inverse (-2x) of the performance of the Index.

Estimated Fund Returns						
Index Performance		One Year Volatility Rate				
One Year Index	Two times the inverse (-2x) of the One Year Index	10%	25%	50%	75%	100%
-60%	120%	506.5%	418.1%	195.2%	15.6%	-68.9%
-50%	100%	288.2%	231.6%	88.9%	-26.0%	-80.1%
-40%	80%	169.6%	130.3%	31.2%	-48.6%	-86.2%
-30%	60%	98.1%	69.2%	-3.6%	-62.2%	-89.8%
-20%	40%	51.6%	29.5%	-26.2%	-71.1%	-92.2%
-10%	20%	19.8%	2.3%	-41.7%	-77.2%	-93.9%
0%	0%	-3.0%	-17.1%	-52.8%	-81.5%	-95.0%
10%	-20%	-19.8%	-31.5%	-61.0%	-84.7%	-95.9%
20%	-40%	-32.6%	-42.4%	-67.2%	-87.2%	-96.5%
30%	-60%	-42.6%	-50.9%	-72.0%	-89.1%	-97.1%
40%	-80%	-50.5%	-57.7%	-75.9%	-90.6%	-97.5%
50%	-100%	-56.9%	-63.2%	-79.0%	-91.8%	-97.8%
60%	-120%	-62.1%	-67.6%	-81.5%	-92.8%	-98.1%

The foregoing table is intended to isolate the effect of Index volatility and Index performance on the return of the Fund and is not a representation of actual returns. For example, the Fund may incorrectly be expected to achieve a -40% return on a yearly basis if the Index return were 20%, absent the effects of compounding. As the table shows, with Index volatility of 50%, the Fund could be expected to return -67.2% under such a scenario. The Fund's actual returns may be significantly better or worse than the returns shown above as a result of any of the factors discussed above or in "Principal Risks — Correlation Risk" below.

The Index's annualized historical volatility rate for the five-year period ended July 31, 2020 was 21.56%. The Index's highest July to July volatility rate during the five-year period was 29.81% (July 31, 2016). The Index's annualized total

return performance for the five-year period ended July 31, 2020 was 3.09%. Historical Index volatility and performance are not indications of what the Index volatility and performance will be in the future. The volatility of U.S. exchange-traded securities or instruments that reflect the value of the Index may differ from the volatility of the Index.

For additional graphs and charts demonstrating the effects of Index volatility and Index performance on the long-term performance of the Fund, see “Understanding the Risks and Long-Term Performance of Daily Objective Funds — The Impact of Compounding” in the Fund’s Prospectus and “Special Note Regarding the Correlation Risks of Geared Funds” in the Fund’s Statement of Additional Information.

- **Correlation Risk** — A number of factors may affect the Fund’s ability to achieve a high degree of inverse leveraged correlation with the Index, and there is no guarantee that the Fund will achieve a high degree of inverse leveraged correlation. Failure to achieve a high degree of inverse leveraged correlation may prevent the Fund from achieving its investment objective, and the percentage change of the Fund’s NAV each day may differ, perhaps significantly in amount, and possibly even direction, from two times the inverse (-2x) of the percentage change of the Index on such day.

In order to achieve a high degree of inverse leveraged correlation with the Index, the Fund seeks to rebalance its portfolio daily to keep exposure consistent with its investment objective. Being materially under- or overexposed to the Index may prevent the Fund from achieving a high degree of inverse leveraged correlation with the Index and may expose the Fund to greater leverage risk. Market disruptions or closure, regulatory restrictions, market volatility, illiquidity in the markets for the financial instruments in which the Fund invests, and other factors will adversely affect the Fund’s ability to adjust exposure to requisite levels. The target amount of portfolio exposure is impacted dynamically by the Index’s movements, including intraday movements. Because of this, it is unlikely that the Fund will have perfect inverse leveraged (-2x) exposure during the day or at the end of each day and the likelihood of being materially under- or overexposed is higher on days when the Index is volatile, particularly when the Index is volatile at or near the close of the trading day.

A number of other factors may also adversely affect the Fund’s inverse leveraged correlation with the Index, including fees, expenses, transaction costs, financing costs associated with the use of derivatives, income items, valuation methodology, accounting standards and disruptions or illiquidity in the markets for the securities or financial instruments in which the Fund invests. The Fund may not have investment exposure to all of the securities in the Index, or its weighting of investment exposure to securities may be different from that of the Index. In addition, the Fund may invest in securities not included in the Index. The Fund may take or refrain from taking positions in order to improve tax efficiency, comply

with regulatory restrictions, or for other reasons, each of which may negatively affect the Fund’s correlation with the Index. The Fund may also be subject to large movements of assets into and out of the Fund, potentially resulting in the Fund being under- or overexposed to the Index and may be impacted by Index reconstitutions and Index rebalancing events. Additionally, the Fund’s underlying investments and/or reference assets may trade on markets that may not be open on the same day as the Fund, which may cause a difference between the changes in the daily performance of the Fund and changes in the level of the Index. Any of these factors could decrease correlation between the performance of the Fund and the Index and may hinder the Fund’s ability to meet its daily investment objective on or around that day. Also, the Fund will measure its correlation to the performance of one or more ETFs. It is important to note that correlation to these ETFs may vary from the correlation to the Index due to embedded costs and other factors.

- **Rebalancing Risk** — If for any reason the Fund is unable to rebalance all or a portion of its portfolio, or if all or a portion of the portfolio is rebalanced incorrectly, the Fund’s investment exposure may not be consistent with the Fund’s investment objective. In these instances, the Fund may have investment exposure to the Index that is significantly greater or less than its stated multiple. As a result, the Fund may be more exposed to leverage risk than if it had been properly rebalanced and may not achieve its investment objective.
- **Counterparty Risk** — Investing in derivatives and repurchase agreements involves entering into contracts with third parties (i.e., counterparties). The use of derivatives involves risks that are different from those associated with ordinary portfolio securities transactions. The Fund will be subject to credit risk (i.e., the risk that a counterparty is or is perceived to be unwilling or unable to make timely payments or otherwise meet its contractual obligations) with respect to the amount it expects to receive from counterparties to derivatives and repurchase agreements entered into by the Fund. If a counterparty becomes bankrupt or fails to perform its obligations, or if any collateral posted by the counterparty for the benefit of the Fund is insufficient or there are delays in the Fund’s ability to access such collateral, the value of an investment in the Fund may decline.

The counterparty to a listed futures contract is the clearing organization for the listed future, which is held through a futures commission merchant (“FCM”) acting on behalf of the Fund. Consequently, the counterparty risk on a listed futures contract is the creditworthiness of the FCM and the exchange’s clearing corporation.

- **Short Sale Exposure Risk** — The Fund may seek inverse or “short” exposure through financial instruments, which would cause the Fund to be exposed to certain risks associated with selling short. These risks include, under certain market conditions, an increase in the volatility and decrease in the liquidity of the instruments underlying the short position,

which may lower the Fund's return, result in a loss, have the effect of limiting the Fund's ability to obtain inverse exposure through financial instruments, or require the Fund to seek inverse exposure through alternative investment strategies that may be less desirable or more costly to implement. To the extent that, at any particular point in time, the instruments underlying the short position may be thinly traded or have a limited market, including due to regulatory action, the Fund may be unable to meet its investment objective due to a lack of available securities or counterparties. During such periods, the Fund's ability to issue additional shares may be adversely affected. Obtaining inverse leveraged exposure through these instruments may be considered an aggressive investment technique. Any income, dividends or payments by the assets underlying the Fund's short positions will negatively impact the Fund.

- **Inverse Correlation Risk** — Investors will lose money when the Index rises — a result that is the opposite from traditional funds.
- **Exposure to Japanese Investments Risk** — Investments in Japan are subject to risks including, but not limited to (i) political, economic, or social instability in Japan; (ii) risks associated with Japan's large government deficit; (iii) natural disasters particularly likely to occur in Japan; (iv) risks associated with an increasingly aging and declining population that is likely to strain Japan's social welfare and pension systems; and (v) relatively high unemployment. Since the year 2000, Japan's economic growth rate has remained relatively low. As an island nation Japan has limited natural resources and land area, and the Japanese economy is heavily dependent on international trade and reliant on imports for its commodity needs. Fluctuations or shortages in the commodity markets may negatively impact the Japanese economy. Slowdowns in the U.S. and/or China and other Southeast Asian countries, including economic, political or social instability in such countries, could have a negative impact on Japan. Because of its trade dependence, the Japanese economy is particularly exposed to the risks of currency fluctuation, foreign trade policy and regional and global economic disruption, including the risk of increased tariffs, embargoes, and other trade limitations. Strained relationships between Japan and its neighboring countries, including China, South Korea and North Korea, based on historical grievances, territorial disputes, and defense concerns, may also inject uncertainty into Japanese markets. As a result, additional tariffs, other trade barriers, or boycotts may have an adverse impact on the Japanese economy.
- **Equity and Market Risk** — Equity markets are volatile, and the value of securities, swaps, futures and other instruments correlated with equity markets may fluctuate dramatically from day to day. Equity markets are subject to corporate, political, regulatory, market and economic developments, as well as developments that impact specific economic sectors, industries or segments of the market. Further, stocks in the

Index may underperform other equity investments. Volatility in the markets and/or market developments may cause the value of an investment in the Fund to decrease over short or long periods of time.

As a fund seeking daily investment results, before fees and expenses, that correspond to two times the inverse (-2x) of the daily return of the Index, the value of an investment in the Fund is expected to decline when market conditions cause the level of the Index to rise.

- **Exposure to Foreign Currency Risk** — Investments linked to or denominated in foreign currencies are exposed to additional risk factors versus those investments denominated in U.S. dollars and linked to U.S. investments. The value of an investment linked to or denominated in a foreign currency could change significantly as foreign currencies strengthen or weaken relative to the U.S. dollar. Devaluations of a currency by a government or banking authority may also have significant impact on the value of any investments linked to or denominated in that currency. Risks related to foreign currencies also include those related to economic or political developments, market inefficiencies or a higher risk that essential investment information may be incomplete, unavailable, or inaccurate. Foreign currency losses could offset or exceed any potential gains, or add to losses, in the related investments. Currency markets are also generally not as regulated as securities markets. In addition, in order to transact in foreign investments, the Fund may exchange and hold foreign currencies. Regulatory fees or higher custody fees may be imposed on foreign currency holdings.
- **Exposure to Foreign Investments** — Exposure to securities of foreign issuers may provide the Fund with increased risk. Various factors related to foreign investments may negatively impact the Fund's and the Index's performance, such as: i) fluctuations in the value of the applicable foreign currency; ii) differences in securities settlement practices; iii) uncertainty associated with evidence of ownership of investments in countries that lack centralized custodial services; iv) possible regulation of, or other limitations on, investments by U.S. investors in foreign investments; v) potentially higher brokerage commissions; vi) the possibility that a foreign government may withhold portions of interest and dividends at the source; vii) taxation of income earned in foreign countries or other foreign taxes imposed; viii) foreign exchange controls, which may include suspension of the ability to transfer currency from a foreign country; ix) less publicly available information about foreign issuers; x) changes in the denomination currency of a foreign investment; and xi) less certain legal systems in which the Fund may encounter difficulties or be unable to pursue legal remedies. Foreign investments also may be more susceptible to political, social, economic and regional factors than may be the case with U.S. securities. In addition, markets for foreign investments are usually less liquid, more volatile and

significantly smaller than markets for U.S. securities, which may affect, among other things, the Fund's ability to purchase or sell foreign investments at appropriate times and prices. Because of differences in settlement times and/or foreign market holidays, transactions in a foreign market may take place one or more days after the necessary exposure to these investments is determined. Until the transactions are effected, the Fund is exposed to increased foreign currency risk and market risk and, ultimately, increased correlation risk.

- **Geographic Concentration Risk** — Because the Fund focuses its investments in particular foreign countries or geographic regions, it may be more volatile than a more geographically diversified fund. The performance of the Fund will be affected by the political, social and economic conditions in those foreign countries and geographic regions and subject to the related risks.
- **Concentration and Focused Investing** — The Index may concentrate (i.e., composed of securities that represent 25 percent or more of the value of the Index) or focus (i.e., composed of securities that represent a substantial portion of its value, but less than 25 percent) in an industry or group of industries. The Fund will allocate its investments to approximately the same extent as the Index. As a result, the Fund may be subject to greater market fluctuations than a fund that is more broadly invested across industries. Financial, economic, business, regulatory conditions, and other developments affecting issuers in a particular industry or group of industries will have a greater effect on the Fund, and if securities of the particular industry or group of industries as a group fall out of favor, the Fund could underperform, or its net asset value may be more volatile than, funds that have greater industry diversification.
- **Exposure to Large-Cap Company Investment Risk** — Although returns on investments in large-cap companies are often perceived as being less volatile than the returns of companies with smaller market capitalizations, the return on large-cap securities could trail the returns on investments in smaller and mid-sized companies for a number of reasons. For example, large-cap companies may be unable to respond quickly to new competitive challenges, such as changes in technology, and also may not be able to attain the high growth rate of successful smaller companies.
- **Natural Disaster/Epidemic Risk** — Natural or environmental disasters, such as earthquakes, fires, floods, hurricanes, tsunamis and other severe weather-related phenomena generally, and widespread disease, including pandemics and epidemics (for example, the novel coronavirus COVID-19), have been and can be highly disruptive to economies and markets and have recently led, and may continue to lead, to increased market volatility and significant market losses. Such natural disaster and health crises could exacerbate political, social, and economic risks, and result in significant breakdowns, delays, shutdowns, social isolation, and other disruptions to important global, local and regional

supply chains affected, with potential corresponding results on the operating performance of the Fund and its investments. A climate of uncertainty and panic, including the contagion of infectious viruses or diseases, may adversely affect global, regional, and local economies and reduce the availability of potential investment opportunities, and increases the difficulty of performing due diligence and modeling market conditions, potentially reducing the accuracy of financial projections. Under these circumstances, the Fund may have difficulty achieving its investment objectives which may adversely impact Fund performance. Further, such events can be highly disruptive to economies and markets, significantly disrupt the operations of individual companies (including, but not limited to, the Fund's investment advisor, third party service providers, and counterparties), sectors, industries, markets, securities and commodity exchanges, currencies, interest and inflation rates, credit ratings, investor sentiment, and other factors affecting the value of the Fund's investments. These factors can cause substantial market volatility, exchange trading suspensions and closures, changes in the availability of and the margin requirements for certain instruments, and can impact the ability of the Fund to complete redemptions and otherwise affect Fund performance and Fund trading in the secondary market. A widespread crisis would also affect the global economy in ways that cannot necessarily be foreseen. How long such events will last and whether they will continue or recur cannot be predicted. Impacts from these could have a significant impact on the Fund's performance, resulting in losses to your investment.

- **Risk that Current Assumptions and Expectations Could Become Outdated As a Result of Global Economic Shock** — The onset of the novel coronavirus (COVID-19) has caused significant shocks to global financial markets and economies, with many governments taking extreme actions to slow and contain the spread of COVID-19. These actions have had, and likely will continue to have, a severe economic impact on global economies as economic activity in some instances has essentially ceased. Financial markets across the globe are experiencing severe distress at least equal to what was experienced during the global financial crisis in 2008. In March 2020, U.S. equity markets entered a bear market in the fastest such move in the history of U.S. financial markets. During much of 2020, the unemployment rate in the U.S. has been extremely high by historical standards. It is not possible to predict when unemployment and market conditions will return to more normal levels. The global economic shocks being experienced as of the date hereof may cause the underlying assumptions and expectations of the Fund to become outdated quickly or inaccurate, resulting in significant losses.
- **Non-Diversification Risk** — The Fund is classified as "non-diversified" under the Investment Company Act of 1940, as amended ("1940 Act"). This means it has the ability to invest

a relatively high percentage of its assets in the securities of a small number of issuers or in financial instruments with a single counterparty or a few counterparties. This may increase the Fund's volatility and increase the risk that the Fund's performance will decline based on the performance of a single issuer or the credit of a single counterparty.

- **Index Performance Risk** — The Index maintained by a third party provider unaffiliated with the Fund or ProFund Advisors. There can be no guarantee or assurance that the methodology used by the third party provider to create the Index will result in the Fund achieving positive returns. Further, there can be no guarantee that the methodology underlying the Index or the daily calculation of the Index will be free from error. It is also possible that the value of the Index may be subject to intentional manipulation by third-party market participants. The Index used by the Fund may underperform other asset classes and may underperform other similar indices. Each of these factors could have a negative impact on the performance of the Fund.
- **Active Investor Risk** — The Fund permits short-term trading of its securities. A significant portion of assets invested in the Fund may come from professional money managers and investors who use the Fund as part of active trading or tactical asset allocation strategies. These strategies often call for frequent trading to take advantage of anticipated changes in market conditions, which could increase portfolio turnover and may result in additional costs for the Fund. In addition, large movements of assets into and out of the Fund may have a negative impact on the Fund's ability to achieve its investment objective or maintain a consistent level of operating expenses. In certain circumstances, the Fund's expense ratio may vary from current estimates or the historical ratio disclosed in this Prospectus.
- **Early Close/Late Close/Trading Halt Risk** — An exchange or market may close early, close late or issue trading halts on specific securities or financial instruments. As a result, the ability to trade certain securities or financial instruments may be restricted, which may result in the Fund being unable to trade those and other related financial instruments at all. In these circumstances, the Fund may be unable to rebalance its portfolio, may be unable to accurately price its investments and/or may incur substantial trading losses.
- **Liquidity Risk** — In certain circumstances, such as the disruption of the orderly markets for the financial instruments in which the Fund invests, the Fund might not be able to acquire or dispose of certain holdings quickly or at prices that represent true market value in the judgment of ProFund Advisors. Markets for the financial instruments in which the Fund invests may be disrupted by a number of events, including but not limited to economic crises, political crises, health crises, natural disasters, excessive volatility, new legislation, or regulatory changes inside or outside of the U.S. For example, regulation limiting the ability of certain financial institutions to invest in certain financial instruments

would likely reduce the liquidity of those instruments. These situations may prevent the Fund from limiting losses, realizing gains or achieving a high inverse leveraged correlation with the Index.

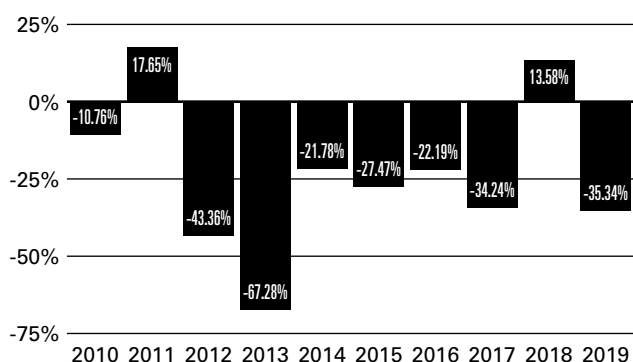
- **Portfolio Turnover Risk** — The Fund may incur high portfolio turnover to manage the Fund's investment exposure. Additionally, active trading of the Fund's shares may cause more frequent purchase and sales activities that could, in certain circumstances, increase the number of portfolio transactions. High levels of portfolio transactions increase brokerage and other transaction costs and may result in increased taxable capital gains. Each of these factors could have a negative impact on the performance of the Fund.
- **Tax Risk** — In order to qualify for the special tax treatment accorded a regulated investment company ("RIC") and its shareholders, the Fund must derive at least 90% of its gross income for each taxable year from "qualifying income," meet certain asset diversification tests at the end of each taxable quarter, and meet annual distribution requirements. The Fund's pursuit of its investment strategies will potentially be limited by the Fund's intention to qualify for such treatment and could adversely affect the Fund's ability to so qualify. The Fund can make certain investments, the treatment of which for these purposes is unclear. If, in any year, the Fund were to fail to qualify for the special tax treatment accorded a RIC and its shareholders, and were ineligible to or were not to cure such failure, the Fund would be taxed in the same manner as an ordinary corporation subject to U.S. federal income tax on all its income at the fund level. The resulting taxes could substantially reduce the Fund's net assets and the amount of income available for distribution. In addition, in order to requalify for taxation as a RIC, the Fund could be required to recognize unrealized gains, pay substantial taxes and interest, and make certain distributions. Please see the Statement of Additional Information for more information.
- **Valuation Risk** — In certain circumstances (e.g., if ProFund Advisors believes market quotations do not accurately reflect the fair value of an investment, or a trading halt closes an exchange or market early), ProFund Advisors may, in its sole discretion, choose to determine a fair value price as the basis for determining the market value of such investment for such day. The fair value of an investment determined by ProFund Advisors may be different from other value determinations of the same investment. Portfolio investments that are valued using techniques other than market quotations, including "fair valued" investments, may be subject to greater fluctuation in their value from one day to the next than would be the case if market quotations were used. In addition, there is no assurance that the Fund could sell a portfolio investment for the value established for it at any time, and it is possible that the Fund would incur a loss because a portfolio investment is sold at a discount to its established value.

Please see "Investment Objectives, Principal Investment Strategies and Related Risks" in the Fund's Prospectus for additional details.

Investment Results

The bar chart below shows how the Fund's investment results for Investor Class shares have varied from year to year, and the table shows how the Fund's average annual total returns for various periods compare with different broad measures of market performance. Performance for Service Class shares would differ to the extent their fees and expenses differ. This information provides some indication of the risks of investing in the Fund. In addition, the Fund's performance information reflects applicable fee waivers and/or expense limitations, if any, in effect during the periods presented. Absent such fee waivers/expense limitations, if any, performance would have been lower. Past results (before and after taxes) are not predictive of future results. Updated information on the Fund's results can be obtained by visiting the Fund's website (www.profunds.com).

Annual Returns as of December 31



Best Quarter (ended 12/31/2018): **41.52%**

Worst Quarter (ended 3/31/2012): **-34.04%**

The year-to-date return as of the most recent quarter, which ended September 30, 2020, was -24.94%.

Average Annual Total Returns

As of December 31, 2019

	One Year	Five Years	Ten Years	Inception Date
Investor Class Shares				3/29/2006
– Before Taxes	-35.34%	-22.90%	-27.26%	
– After Taxes on Distributions	-35.34%	-22.90%	-27.26%	
– After Taxes on Distributions and Sale of Shares	-20.92%	-14.93%	-12.29%	
Service Class Shares	-35.98%	-23.66%	-27.96%	3/29/2006
Nikkei 225 Stock Average - USD Terms¹	21.88%	10.50%	8.80%	
Nikkei 225 Stock Average - Local (Yen) Terms¹	20.72%	8.35%	10.50%	

¹ Reflects no deduction for fees, expenses or taxes. Returns are gross returns that do not reflect the reduction of any withholding taxes, and are adjusted to reflect the reinvestment of dividends paid by companies in the Index.

Average annual total returns are shown on a before- and after-tax basis for Investor Class shares only. After-tax returns for Service

Class shares will vary. After-tax returns are calculated using the historical highest individual federal marginal income tax rates and do not reflect the impact of state and local taxes. Actual after-tax returns depend on an investor's tax situation and may differ from those shown. After-tax returns shown are not relevant to investors who hold the Fund's shares through tax-deferred arrangements, such as a retirement account. After-tax returns may exceed the return before taxes due to a tax benefit from realizing a capital loss on a sale of shares.

Annual returns are required to be shown and should not be interpreted as suggesting that the Fund should or should not be held for longer periods of time.

Management

The Fund is advised by ProFund Advisors. Alexander Ilyasov, Senior Portfolio Manager, and Scott Hanson, Portfolio Manager, have jointly and primarily managed the Fund since August 2020 and August 2016, respectively.

Purchase and Sale of Fund Shares

The **minimum initial investment** amounts for all classes, which may be waived at the discretion of the Fund, are:

- \$5,000 for accounts that list a financial professional.
- \$15,000 for self-directed accounts.

You may purchase, redeem or exchange Fund shares on any day which the New York Stock Exchange is open for business. Depending on where your account is held, you may redeem your shares by contacting your financial professional or the Fund by mail, telephone, wire transfer or on-line (www.profunds.com).

Tax Information

The Fund's distributions generally are taxable, and will be taxed as ordinary income, qualified dividend income or capital gains, unless you are investing through a tax-advantaged arrangement, such as a 401(k) plan or an individual retirement account. You may be taxed later upon withdrawal of monies from such tax-advantaged arrangements.

The Fund intends to distribute income, if any, and capital gains, if any, at least annually.

Payments to Broker-Dealers and Other Financial Intermediaries

If you purchase Fund shares through a financial intermediary, such as a broker-dealer or investment adviser, the Fund and its distributor may pay the intermediary for the sale of Fund shares and related services. These payments may create a conflict of interest by influencing the broker-dealer or other financial intermediary to recommend the Fund over another investment. Ask your financial intermediary or visit your financial intermediary's website for more information.

Important Information About the Fund

UltraShort Latin America ProFund (the “Fund”) seeks daily investment results, before fees and expenses, that correspond to two times the inverse (-2x) of the return of the S&P/BNY Mellon Latin America 35 ADRSM Index (USD) (the “Index”) **for a single day**, not for any other period. A “single day” is measured from the time the Fund calculates its net asset value (“NAV”) to the time of the Fund’s next NAV calculation. **The return of the Fund for periods longer than a single day will be the result of its return for each day compounded over the period.** The Fund’s returns for periods longer than a single day will very likely differ in amount, and possibly even direction, from the Fund’s stated multiple (-2x) times the return of the Index for the same period. For periods longer than a single day, the Fund will lose money if the Index’s performance is flat, and it is possible that the Fund will lose money even if the level of the Index falls. Longer holding periods, higher Index volatility, and greater inverse leveraged exposure each exacerbate the impact of compounding on an investor’s returns. During periods of higher Index volatility, the volatility of the Index may affect the Fund’s return as much as or more than the return of the Index.

The Fund presents different risks than other types of funds. The Fund may not be suitable for all investors and should be used only by knowledgeable investors who understand the consequences of seeking daily inverse leveraged (-2x) investment results, including the impact of compounding on Fund performance. Investors in the Fund should actively manage and monitor their investments, as frequently as daily. An investor in the Fund could potentially lose the full principal value of their investment within a single day.

Investment Objective

The Fund seeks daily investment results, before fees and expenses, that correspond to two times the inverse (-2x) of the daily performance of the Index. **The Fund does not seek to achieve its stated investment objective over a period of time greater than a single day.**

Fees and Expenses of the Fund

The table below describes the fees and expenses that you may pay if you buy, hold, and sell shares of the Fund. You may pay other fees, such as brokerage commissions and other fees to financial intermediaries, which are not reflected in the tables and examples below.

Shareholder Fees

(fees paid directly from your investment)

Wire Fee \$10

Annual Fund Operating Expenses

(expenses that you pay each year as a percentage of the value of your investment)

	Investor Class	Service Class
Investment Advisory Fees	0.75%	0.75%
Distribution and Service (12b-1) Fees	0.00%	1.00%
Other Expenses	1.56%	1.56%

Total Annual Fund Operating Expenses Before Fee Waivers and Expense Reimbursements

Fee Waivers/Reimbursements ¹	2.31%	3.31%
	-0.53%	-0.53%

Total Annual Fund Operating Expenses After Fee Waivers and Expense Reimbursements

	<u>1.78%</u>	<u>2.78%</u>
--	--------------	--------------

¹ ProFund Advisors LLC (“ProFund Advisors”) has contractually agreed to waive Investment Advisory and Management Services Fees and to reimburse Other Expenses to the extent Total Annual Fund Operating Expenses Before Fee Waivers and Expense Reimbursements, as a percentage of average daily net assets, exceed 1.78% for Investor Class shares and 2.78% for Service Class shares through November 30, 2021. After such date, the expense limitation may be terminated or revised by ProFund Advisors. Amounts waived or reimbursed in a particular contractual period may be recouped by ProFund Advisors within three years of the end of that contractual period, however, such recoupment will be limited to the lesser of any expense limitation in place at the time of recoupment or the expense limitation in place at the time of waiver or reimbursement.

Example: This example is intended to help you compare the cost of investing in the Fund with the cost of investing in other funds.

The example assumes that you invest \$10,000 in the Fund for the time periods indicated and then redeem all of your shares at the end of each period. The example also assumes that your investment has a 5% return each year and that the Fund’s operating expenses remain the same, except that the fee waiver/expense reimbursement is assumed only to pertain to the first year. Although your actual costs may be higher or lower, based on these assumptions your approximate costs would be:

	1 Year	3 Years	5 Years	10 Years
Investor Class	\$181	\$671	\$1,187	\$2,605
Service Class	\$281	\$969	\$1,681	\$3,568

The Fund pays transaction and financing costs associated with the purchase and sale of securities and derivatives. These costs are not reflected in the table or the example above.

Portfolio Turnover

The Fund pays transaction costs, such as commissions, when it buys and sells securities (or “turns over” its portfolio). A higher portfolio turnover rate may indicate higher transaction costs and may result in higher taxes when the Fund’s shares are held in a taxable account. These costs, which are not reflected in the Annual Fund Operating Expenses or in the example above, affect the Fund’s performance. During the most recent fiscal year, the Fund’s annual portfolio turnover rate was 0% of the average value of its entire portfolio. This portfolio turnover rate is calculated without regard to cash instruments or derivatives transactions. If such transactions were included, the Fund’s portfolio turnover rate would be significantly higher.

Principal Investment Strategies

The Fund invests in financial instruments that ProFund Advisors believes, in combination, should produce daily returns consistent with the Fund’s investment objective.

The Index is constructed and maintained by S&P Dow Jones Indices LLC. The Index is a free float-adjusted, market capitalization-weighted index. The Index is designed to track the performance of a basket of companies that are domiciled in Latin America and who also have level II or III ADR program, New York Shares or Global Registered Shares listed with the NYSE or Nasdaq. Securities eligible for inclusion in the Index are evaluated to ensure their overall consistency with the character, design and purpose of the Index, which is to further its use as an effective benchmark. Decisions regarding additions to and removals from the Index are guided by certain pre-existing objective criteria. As of the date of this Prospectus, the Index consists of the following Latin American countries: Brazil, Chile, Colombia, Mexico and Peru. The Index is published under the Bloomberg ticker symbol “BKTLA.”

The Fund will invest principally in the financial instruments set forth below. The Fund expects that its cash balances maintained in connection with the use of financial instruments will typically be held in money market instruments.

- **Derivatives** — The Fund invests in derivatives, which are financial instruments whose value is derived from the value of an underlying asset or assets, such as stocks, bonds, funds (including exchange-traded funds (“ETFs”)), interest rates or indexes. The Fund invests in derivatives as a substitute for directly shorting stocks in order to seek returns for a single day that are inverse leveraged ($-2x$) to the returns of the Index for that day. These derivatives principally include:
 - **Swap Agreements** — Contracts entered into primarily with major global financial institutions for a specified period ranging from a day to more than one year. In a standard “swap” transaction, two parties agree to exchange the return (or differentials in rates of return) earned or realized on particular predetermined investments or instruments. The gross return to be exchanged or “swapped” between the parties is calculated with respect to a “notional amount,” e.g., the

return on or change in value of a particular dollar amount invested in a “basket” of securities or an ETF representing a particular index.

- **Money Market Instruments** — The Fund invests in short-term cash instruments that have a remaining maturity of 397 days or less and exhibit high quality credit profiles, for example:
 - **U.S. Treasury Bills** — U.S. government securities that have initial maturities of one year or less, and are supported by the full faith and credit of the U.S. government.
 - **Repurchase Agreements** — Contracts in which a seller of securities, usually U.S. government securities or other money market instruments, agrees to buy the securities back at a specified time and price. Repurchase agreements are primarily used by the Fund as a short-term investment vehicle for cash positions.

ProFund Advisors uses a mathematical approach to investing. Using this approach, ProFund Advisors determines the type, quantity and mix of investment positions that it believes, in combination, the Fund should hold to produce daily returns consistent with the daily Fund’s investment objective. The Fund may gain inverse exposure to only a representative sample of the securities in the Index or to securities not contained in the Index or in financial instruments, with the intent of obtaining exposure with aggregate characteristics similar to those of two times the inverse of the single day returns of the Index. In managing the assets of the Fund, ProFund Advisors does not invest the assets of the Fund in securities or financial instruments based on ProFund Advisors’ view of the investment merit of a particular security, instrument, or company, nor does it conduct conventional investment research or analysis or forecast market movement or trends. The Fund seeks to remain fully invested at all times in securities and/or financial instruments that, in combination, provide inverse leveraged exposure to the single day returns of the Index, consistent with its investment objective, without regard to market conditions, trends or direction. The Fund seeks investment results for a single day only, measured as the time the Fund calculates its NAV to the next time the Fund calculates its NAV, and not for any other period.

The Fund seeks to engage in daily rebalancing to position its portfolio so that its exposure to the Index is consistent with the Fund’s daily investment objective. The time and manner in which the Fund rebalances its portfolio may vary from day to day at the discretion of ProFund Advisors, depending on market conditions and other circumstances. The Index’s movements during the day will affect whether the Fund’s portfolio needs to be rebalanced. For example, if the Index has risen on a given day, net assets of the Fund should fall (assuming there were no shares issued). As a result, the Fund’s inverse exposure will need to be decreased. Conversely, if the Index has fallen on a given day, net assets of the Fund should rise (assuming there were no share redemptions).

As a result, the Fund's inverse exposure will need to be increased.

Daily rebalancing and the compounding of each day's return over time means that the return of the Fund for a period longer than a single day will be the result of each day's returns compounded over the period, which will very likely differ in amount, and possibly even direction, from two times the inverse (-2x) of the return of the Index for the same period. The Fund will lose money if the Index's performance is flat over time, and the Fund can lose money regardless of the performance of the Index, as a result of daily rebalancing, the Index's volatility, compounding of each day's return and other factors. See "Principal Risks" below.

The Fund will concentrate or focus its investments in a particular industry or group of industries, country or region to approximately the same extent the Index is so concentrated or focused.

As of July 31, 2020, the Index was not concentrated in an industry group, but was focused in the banks, materials, and consumer staples industry groups. Additionally, the Index was concentrated in Brazil and was focused in Mexico.

Please see "Investment Objectives, Principal Investment Strategies and Related Risks" in the Fund's Prospectus for additional details.

Principal Risks

You may lose the full principal value of your investment within a single day.

The principal risks described below are intended to provide information about the factors likely to have a significant adverse impact on the Fund's returns and consequently the value of an investment in the Fund. The risks are presented in an order intended to facilitate readability and their order does not imply that the realization of one risk is more likely to occur than another risk or likely to have a greater adverse impact than another risk. While the realization of certain of the risks described herein may benefit the Fund because the Fund seeks daily investment results, before fees and expenses, that correspond to two times the inverse (-2x) of the daily return of the Index, such occurrences may introduce more volatility to the Fund, which could have a significant negative impact on Fund performance.

- **Risks Associated with the Use of Derivatives** — Investing in derivatives may be considered aggressive and may expose the Fund to greater risks and may result in larger losses or smaller gains than investing directly in the reference asset(s) underlying those derivatives. These risks include counterparty risk, liquidity risk and increased correlation risk. When the Fund uses derivatives, there may be imperfect correlation between the value of the reference asset(s) underlying the derivative (e.g., the Index) and the derivative, which may prevent the Fund from achieving its investment objective. Because derivatives often require only a limited initial investment, the use of derivatives also may expose the Fund to

losses in excess of those amounts initially invested. The Fund may use a combination of swaps on the Index and swaps on an ETF that is designed to track the performance of the Index. The performance of an ETF may not track the performance of the Index due to embedded costs and other factors. Thus, to the extent the Fund invests in swaps that use an ETF as the reference asset, the Fund may be subject to greater correlation risk and may not achieve as high a degree of correlation with the Index as it would if the Fund only used swaps on the Index. Moreover, with respect to the use of swap agreements, if the Index has a dramatic intraday move that causes a material decline in the Fund's net assets, the terms of a swap agreement between the Fund and its counterparty may permit the counterparty to immediately close out the transaction with the Fund. In that event, the Fund may be unable to enter into another swap agreement or invest in other derivatives to achieve the desired exposure consistent with the Fund's investment objective. This, in turn, may prevent the Fund from achieving its investment objective, even if the Index reverses all or a portion of its intraday move by the end of the day. As a result, the value of an investment in the Fund may change quickly and without warning. Any costs associated with using derivatives will also have the effect of lowering the Fund's return.

- **Leverage Risk** — The Fund obtains investment exposure in excess of its assets in seeking to achieve its investment objective — a form of leverage — and will lose more money in market environments adverse to its daily objective than a similar fund that does not employ such leverage. The use of such leverage increases the risk of a total loss of an investor's investment. For example, because the Fund includes a multiplier of two times the inverse (-2x) of the Index, a single day movement in the Index approaching 50% at any point in the day could result in the total loss of an investor's investment if that movement is contrary to the investment objective of the Fund, even if the Index subsequently moves in an opposite direction, eliminating all or a portion of the earlier movement. This would be the case with any such single day movements in the Index, even if the Index maintains a level greater than zero at all times. In addition, the use of leverage may increase the volatility of the Fund and magnify any differences between the performance of the Fund and the Index.
- **Compounding Risk** — The Fund has a single day investment objective, and the Fund's performance for any other period is the result of its return for each day compounded over the period. The performance of the Fund for periods longer than a single day will very likely differ in amount, and possibly even direction, from two times the inverse (-2x) of the daily return of the Index for the same period, before accounting for fees and expenses. Compounding affects all investments, but has a more significant impact on an inverse fund. This effect becomes more pronounced as Index volatility and holding periods increase. Fund performance for a period longer than a

single day can be estimated given any set of assumptions for the following factors: (a) Index volatility; (b) Index performance; (c) period of time; (d) financing rates associated with inverse leveraged exposure; (e) other Fund expenses; and (f) dividends or interest paid with respect to securities in the Index. The chart below illustrates the impact of two principal factors — Index volatility and Index performance — on Fund performance. The chart shows estimated Fund returns for a number of combinations of Index volatility and Index performance over a one-year period. Actual volatility, Index and Fund performance may differ significantly from the chart below. Performance shown in the chart assumes: (a) no dividends paid with respect to securities included in the Index; (b) no Fund expenses; and (c) borrowing/lending rates (to obtain inverse leveraged exposure) of zero percent. If Fund expenses and/or actual borrowing/lending rates were reflected, the Fund's performance would be different than shown.

Areas shaded darker represent those scenarios where the Fund can be expected to return less than two times the inverse (-2x) of the performance of the Index.

Estimated Fund Returns

Index Performance		One Year Volatility Rate				
One Year Index	Two times the inverse (-2x) of the One Year Index					
		10%	25%	50%	75%	100%
-60%	120%	506.5%	418.1%	195.2%	15.6%	-68.9%
-50%	100%	288.2%	231.6%	88.9%	-26.0%	-80.1%
-40%	80%	169.6%	130.3%	31.2%	-48.6%	-86.2%
-30%	60%	98.1%	69.2%	-3.6%	-62.2%	-89.8%
-20%	40%	51.6%	29.5%	-26.2%	-71.1%	-92.2%
-10%	20%	19.8%	2.3%	-41.7%	-77.2%	-93.9%
0%	0%	-3.0%	-17.1%	-52.8%	-81.5%	-95.0%
10%	-20%	-19.8%	-31.5%	-61.0%	-84.7%	-95.9%
20%	-40%	-32.6%	-42.4%	-67.2%	-87.2%	-96.5%
30%	-60%	-42.6%	-50.9%	-72.0%	-89.1%	-97.1%
40%	-80%	-50.5%	-57.7%	-75.9%	-90.6%	-97.5%
50%	-100%	-56.9%	-63.2%	-79.0%	-91.8%	-97.8%
60%	-120%	-62.1%	-67.6%	-81.5%	-92.8%	-98.1%

The foregoing table is intended to isolate the effect of Index volatility and Index performance on the return of the Fund and is not a representation of actual returns. For example, the Fund may incorrectly be expected to achieve a -40% return on a yearly basis if the Index return were 20%, absent the effects of compounding. As the table shows, with Index volatility of 50%, the Fund could be expected to return -67.2% under such a scenario. The Fund's actual returns may be significantly better or worse than the returns shown above as a result of any of the factors discussed above or in "Principal Risks — Correlation Risk" below.

The Index's annualized historical volatility rate for the five-year period ended July 31, 2020 was 33.23%. The Index's highest July to July volatility rate during the five-year period was 51.17% (July 31, 2020). The Index's annualized total return performance for the five-year period ended July 31, 2020 was -2.06%. Historical Index volatility and performance are not indications of what the Index volatility and performance will be in the future. The volatility of U.S. exchange-traded securities or instruments that reflect the value of the Index may differ from the volatility of the Index.

For additional graphs and charts demonstrating the effects of Index volatility and Index performance on the long-term performance of the Fund, see "Understanding the Risks and Long-Term Performance of Daily Objective Funds — The Impact of Compounding" in the Fund's Prospectus and "Special Note Regarding the Correlation Risks of Geared Funds" in the Fund's Statement of Additional Information.

- **Correlation Risk** — A number of factors may affect the Fund's ability to achieve a high degree of inverse leveraged correlation with the Index, and there is no guarantee that the Fund will achieve a high degree of inverse leveraged correlation. Failure to achieve a high degree of inverse leveraged correlation may prevent the Fund from achieving its investment objective, and the percentage change of the Fund's NAV each day may differ, perhaps significantly in amount, and possibly even direction, from two times the inverse (-2x) of the percentage change of the Index on such day.

In order to achieve a high degree of inverse leveraged correlation with the Index, the Fund seeks to rebalance its portfolio daily to keep exposure consistent with its investment objective. Being materially under- or overexposed to the Index may prevent the Fund from achieving a high degree of inverse leveraged correlation with the Index and may expose the Fund to greater leverage risk. Market disruptions or closure, regulatory restrictions, market volatility, illiquidity in the markets for the financial instruments in which the Fund invests, and other factors will adversely affect the Fund's ability to adjust exposure to requisite levels. The target amount of portfolio exposure is impacted dynamically by the Index's movements, including intraday movements. Because of this, it is unlikely that the Fund will have perfect inverse leveraged (-2x) exposure during the day or at the end of each day and the likelihood of being materially under- or overexposed is higher on days when the Index is volatile, particularly when the Index is volatile at or near the close of the trading day.

A number of other factors may also adversely affect the Fund's inverse leveraged correlation with the Index, including fees, expenses, transaction costs, financing costs associated with the use of derivatives, income items, valuation methodology, accounting standards and disruptions or illiquidity in the markets for the securities or financial instruments in which

the Fund invests. The Fund may not have investment exposure to all of the securities in the Index, or its weighting of investment exposure to securities may be different from that of the Index. In addition, the Fund may invest in securities not included in the Index. The Fund may take or refrain from taking positions in order to improve tax efficiency, comply with regulatory restrictions, or for other reasons, each of which may negatively affect the Fund's correlation with the Index. The Fund may also be subject to large movements of assets into and out of the Fund, potentially resulting in the Fund being under- or overexposed to the Index and may be impacted by Index reconstitutions and Index rebalancing events. Additionally, the Fund's underlying investments and/or reference assets may trade on markets that may not be open on the same day as the Fund, which may cause a difference between the changes in the daily performance of the Fund and changes in the level of the Index. Any of these factors could decrease correlation between the performance of the Fund and the Index and may hinder the Fund's ability to meet its daily investment objective on or around that day.

- **Rebalancing Risk** — If for any reason the Fund is unable to rebalance all or a portion of its portfolio, or if all or a portion of the portfolio is rebalanced incorrectly, the Fund's investment exposure may not be consistent with the Fund's investment objective. In these instances, the Fund may have investment exposure to the Index that is significantly greater or less than its stated multiple. As a result, the Fund may be more exposed to leverage risk than if it had been properly rebalanced and may not achieve its investment objective.
- **Counterparty Risk** — Investing in derivatives and repurchase agreements involves entering into contracts with third parties (i.e., counterparties). The use of derivatives involves risks that are different from those associated with ordinary portfolio securities transactions. The Fund will be subject to credit risk (i.e., the risk that a counterparty is or is perceived to be unwilling or unable to make timely payments or otherwise meet its contractual obligations) with respect to the amount it expects to receive from counterparties to derivatives and repurchase agreements entered into by the Fund. If a counterparty becomes bankrupt or fails to perform its obligations, or if any collateral posted by the counterparty for the benefit of the Fund is insufficient or there are delays in the Fund's ability to access such collateral, the value of an investment in the Fund may decline.
- **Short Sale Exposure Risk** — The Fund may seek inverse or "short" exposure through financial instruments, which would cause the Fund to be exposed to certain risks associated with selling short. These risks include, under certain market conditions, an increase in the volatility and decrease in the liquidity of the instruments underlying the short position, which may lower the Fund's return, result in a loss, have the effect of limiting the Fund's ability to obtain inverse exposure through financial instruments, or require the Fund to seek inverse exposure through alternative investment strategies that

may be less desirable or more costly to implement. To the extent that, at any particular point in time, the instruments underlying the short position may be thinly traded or have a limited market, including due to regulatory action, the Fund may be unable to meet its investment objective due to a lack of available securities or counterparties. During such periods, the Fund's ability to issue additional shares may be adversely affected. Obtaining inverse leveraged exposure through these instruments may be considered an aggressive investment technique. Any income, dividends or payments by the assets underlying the Fund's short positions will negatively impact the Fund.

- **Inverse Correlation Risk** — Investors will lose money when the Index rises — a result that is the opposite from traditional funds.
 - **Exposure to Latin American Investments Risk** — The Fund is exposed, to a greater extent than more geographically diversified funds, to risks associated with investments in Latin American countries. Such risks include, but are not limited to (i) political, economic, or social instability in certain Latin American countries; (ii) a heightened risk of high inflation and government deficits in certain Latin American countries; (iii) natural disasters particularly likely to occur in Latin America; (iv) heightened risk of currency devaluations; (v) risks associated with Latin American countries' significant dependence on the health of the U.S. economy; and (vi) risks associated with Latin American economies' sensitivity to fluctuations in the price of commodities such as oil and gas, minerals, and metals (resulting from those economies' heavy reliance on the export of such commodities).
 - **Equity and Market Risk** — Equity markets are volatile, and the value of securities, swaps, futures and other instruments correlated with equity markets may fluctuate dramatically from day to day. Equity markets are subject to corporate, political, regulatory, market and economic developments, as well as developments that impact specific economic sectors, industries or segments of the market. Further, stocks in the Index may underperform other equity investments. Volatility in the markets and/or market developments may cause the value of an investment in the Fund to decrease over short or long periods of time.
- As a fund seeking daily investment results, before fees and expenses, that correspond to two times the inverse (-2x) of the daily return of the Index, the value of an investment in the Fund is expected to decline when market conditions cause the level of the Index to rise.
- **Exposure to Foreign Currency Risk** — Investments linked to or denominated in foreign currencies are exposed to additional risk factors versus those investments denominated in U.S. dollars and linked to U.S. investments. The value of an investment linked to or denominated in a foreign currency could change significantly as foreign currencies strengthen or weaken relative to the U.S. dollar. Devaluations of a currency

by a government or banking authority may also have significant impact on the value of any investments linked to or denominated in that currency. Risks related to foreign currencies also include those related to economic or political developments, market inefficiencies or a higher risk that essential investment information may be incomplete, unavailable, or inaccurate. Foreign currency losses could offset or exceed any potential gains, or add to losses, in the related investments. Currency markets are also generally not as regulated as securities markets. In addition, in order to transact in foreign investments, the Fund may exchange and hold foreign currencies. Regulatory fees or higher custody fees may be imposed on foreign currency holdings.

- **Exposure to Foreign Investments/Emerging Markets** — Exposure to securities of foreign issuers may provide the Fund with increased risk. Various factors related to foreign investments may negatively impact the Fund's and the Index's performance, such as: i) fluctuations in the value of the applicable foreign currency; ii) differences in securities settlement practices; iii) uncertainty associated with evidence of ownership of investments in countries that lack centralized custodial services; iv) possible regulation of, or other limitations on, investments by U.S. investors in foreign investments; v) potentially higher brokerage commissions; vi) the possibility that a foreign government may withhold portions of interest and dividends at the source; vii) taxation of income earned in foreign countries or other foreign taxes imposed; viii) foreign exchange controls, which may include suspension of the ability to transfer currency from a foreign country; ix) less publicly available information about foreign issuers; x) changes in the denomination currency of a foreign investment; and xi) less certain legal systems in which the Fund may encounter difficulties or be unable to pursue legal remedies. Foreign investments also may be more susceptible to political, social, economic and regional factors than may be the case with U.S. securities. In addition, markets for foreign investments are usually less liquid, more volatile and significantly smaller than markets for U.S. securities, which may affect, among other things, the Fund's ability to purchase or sell foreign investments at appropriate times and prices. Because of differences in settlement times and/or foreign market holidays, transactions in a foreign market may take place one or more days after the necessary exposure to these investments is determined. Until the transactions are effected, the Fund is exposed to increased foreign currency risk and market risk and, ultimately, increased correlation risk.

Because the Fund's foreign investment exposure may include issuers domiciled in developing or "emerging market" countries, all the aforementioned factors are heightened and foreign investments risk is higher. Economic, business, political, or social instability may adversely affect the value of emerging market investments more acutely than investments tied to developed foreign countries. Furthermore any of these developments may result in a decline in the value of a country's currency. Emerging markets are riskier than more

developed markets because they may develop unevenly or may never fully develop. Investments in emerging markets are considered speculative.

- **Geographic Concentration Risk** — Because the Fund focuses its investments in particular foreign countries or geographic regions, it may be more volatile than a more geographically diversified fund. The performance of the Fund will be affected by the political, social and economic conditions in those foreign countries and geographic regions and subject to the related risks.
- **Concentration and Focused Investing** — The Index may concentrate (i.e., composed of securities that represent 25 percent or more of the value of the Index) or focus (i.e., composed of securities that represent a substantial portion of its value, but less than 25 percent) in an industry or group of industries. The Fund will allocate its investments to approximately the same extent as the Index. As a result, the Fund may be subject to greater market fluctuations than a fund that is more broadly invested across industries. Financial, economic, business, regulatory conditions, and other developments affecting issuers in a particular industry or group of industries will have a greater effect on the Fund, and if securities of the particular industry or group of industries as a group fall out of favor, the Fund could underperform, or its net asset value may be more volatile than, funds that have greater industry diversification.
- **Exposure to Large-Cap Company Investment Risk** — Although returns on investments in large-cap companies are often perceived as being less volatile than the returns of companies with smaller market capitalizations, the return on large-cap securities could trail the returns on investments in smaller and mid-sized companies for a number of reasons. For example, large-cap companies may be unable to respond quickly to new competitive challenges, such as changes in technology, and also may not be able to attain the high growth rate of successful smaller companies.
- **Natural Disaster/Epidemic Risk** — Natural or environmental disasters, such as earthquakes, fires, floods, hurricanes, tsunamis and other severe weather-related phenomena generally, and widespread disease, including pandemics and epidemics (for example, the novel coronavirus COVID-19), have been and can be highly disruptive to economies and markets and have recently led, and may continue to lead, to increased market volatility and significant market losses. Such natural disaster and health crises could exacerbate political, social, and economic risks, and result in significant breakdowns, delays, shutdowns, social isolation, and other disruptions to important global, local and regional supply chains affected, with potential corresponding results on the operating performance of the Fund and its investments. A climate of uncertainty and panic, including the contagion of infectious viruses or diseases, may adversely affect global, regional, and local economies and reduce the availability of potential investment opportunities, and

increases the difficulty of performing due diligence and modeling market conditions, potentially reducing the accuracy of financial projections. Under these circumstances, the Fund may have difficulty achieving its investment objectives which may adversely impact Fund performance. Further, such events can be highly disruptive to economies and markets, significantly disrupt the operations of individual companies (including, but not limited to, the Fund's investment advisor, third party service providers, and counterparties), sectors, industries, markets, securities and commodity exchanges, currencies, interest and inflation rates, credit ratings, investor sentiment, and other factors affecting the value of the Fund's investments. These factors can cause substantial market volatility, exchange trading suspensions and closures, changes in the availability of and the margin requirements for certain instruments, and can impact the ability of the Fund to complete redemptions and otherwise affect Fund performance and Fund trading in the secondary market. A widespread crisis would also affect the global economy in ways that cannot necessarily be foreseen. How long such events will last and whether they will continue or recur cannot be predicted. Impacts from these could have a significant impact on the Fund's performance, resulting in losses to your investment.

• **Risk that Current Assumptions and Expectations Could Become Outdated As a Result of Global Economic Shock** —

The onset of the novel coronavirus (COVID-19) has caused significant shocks to global financial markets and economies, with many governments taking extreme actions to slow and contain the spread of COVID-19. These actions have had, and likely will continue to have, a severe economic impact on global economies as economic activity in some instances has essentially ceased. Financial markets across the globe are experiencing severe distress at least equal to what was experienced during the global financial crisis in 2008. In March 2020, U.S. equity markets entered a bear market in the fastest such move in the history of U.S. financial markets. During much of 2020, the unemployment rate in the U.S. has been extremely high by historical standards. It is not possible to predict when unemployment and market conditions will return to more normal levels. The global economic shocks being experienced as of the date hereof may cause the underlying assumptions and expectations of the Fund to become outdated quickly or inaccurate, resulting in significant losses.

- **Non-Diversification Risk** — The Fund is classified as “non-diversified” under the Investment Company Act of 1940, as amended (“1940 Act”). This means it has the ability to invest a relatively high percentage of its assets in the securities of a small number of issuers or in financial instruments with a single counterparty or a few counterparties. This may increase the Fund's volatility and increase the risk that the Fund's performance will decline based on the performance of a single issuer or the credit of a single counterparty.

- **Index Performance Risk** — The Index maintained by a third party provider unaffiliated with the Fund or ProFund Advisors. There can be no guarantee or assurance that the methodology used by the third party provider to create the Index will result in the Fund achieving positive returns. Further, there can be no guarantee that the methodology underlying the Index or the daily calculation of the Index will be free from error. It is also possible that the value of the Index may be subject to intentional manipulation by third-party market participants. The Index used by the Fund may underperform other asset classes and may underperform other similar indices. Each of these factors could have a negative impact on the performance of the Fund.
- **Active Investor Risk** — The Fund permits short-term trading of its securities. A significant portion of assets invested in the Fund may come from professional money managers and investors who use the Fund as part of active trading or tactical asset allocation strategies. These strategies often call for frequent trading to take advantage of anticipated changes in market conditions, which could increase portfolio turnover and may result in additional costs for the Fund. In addition, large movements of assets into and out of the Fund may have a negative impact on the Fund's ability to achieve its investment objective or maintain a consistent level of operating expenses. In certain circumstances, the Fund's expense ratio may vary from current estimates or the historical ratio disclosed in this Prospectus.
- **Early Close/Late Close/Trading Halt Risk** — An exchange or market may close early, close late or issue trading halts on specific securities or financial instruments. As a result, the ability to trade certain securities or financial instruments may be restricted, which may result in the Fund being unable to trade those and other related financial instruments at all. In these circumstances, the Fund may be unable to rebalance its portfolio, may be unable to accurately price its investments and/or may incur substantial trading losses.
- **Liquidity Risk** — In certain circumstances, such as the disruption of the orderly markets for the financial instruments in which the Fund invests, the Fund might not be able to acquire or dispose of certain holdings quickly or at prices that represent true market value in the judgment of ProFund Advisors. Markets for the financial instruments in which the Fund invests may be disrupted by a number of events, including but not limited to economic crises, political crises, health crises, natural disasters, excessive volatility, new legislation, or regulatory changes inside or outside of the U.S. For example, regulation limiting the ability of certain financial institutions to invest in certain financial instruments would likely reduce the liquidity of those instruments. These situations may prevent the Fund from limiting losses, realizing gains or achieving a high inverse leveraged correlation with the Index.

- **Portfolio Turnover Risk** — The Fund may incur high portfolio turnover to manage the Fund’s investment exposure. Additionally, active trading of the Fund’s shares may cause more frequent purchase and sales activities that could, in certain circumstances, increase the number of portfolio transactions. High levels of portfolio transactions increase brokerage and other transaction costs and may result in increased taxable capital gains. Each of these factors could have a negative impact on the performance of the Fund.
- **Tax Risk** — In order to qualify for the special tax treatment accorded a regulated investment company (“RIC”) and its shareholders, the Fund must derive at least 90% of its gross income for each taxable year from “qualifying income,” meet certain asset diversification tests at the end of each taxable quarter, and meet annual distribution requirements. The Fund’s pursuit of its investment strategies will potentially be limited by the Fund’s intention to qualify for such treatment and could adversely affect the Fund’s ability to so qualify. The Fund can make certain investments, the treatment of which for these purposes is unclear. If, in any year, the Fund were to fail to qualify for the special tax treatment accorded a RIC and its shareholders, and were ineligible to or were not to cure such failure, the Fund would be taxed in the same manner as an ordinary corporation subject to U.S. federal income tax on all its income at the fund level. The resulting taxes could substantially reduce the Fund’s net assets and the amount of income available for distribution. In addition, in order to requalify for taxation as a RIC, the Fund could be required to recognize unrealized gains, pay substantial taxes and interest, and make certain distributions. Please see the Statement of Additional Information for more information.
- **Valuation Risk** — In certain circumstances (e.g., if ProFund Advisors believes market quotations do not accurately reflect the fair value of an investment, or a trading halt closes an exchange or market early), ProFund Advisors may, in its sole discretion, choose to determine a fair value price as the basis for determining the market value of such investment for such day. The fair value of an investment determined by ProFund Advisors may be different from other value determinations of the same investment. Portfolio investments that are valued using techniques other than market quotations, including “fair valued” investments, may be subject to greater fluctuation in their value from one day to the next than would be the case if market quotations were used. In addition, there is no assurance that the Fund could sell a portfolio investment for the value established for it at any time, and it is possible that the Fund would incur a loss because a portfolio investment is sold at a discount to its established value.

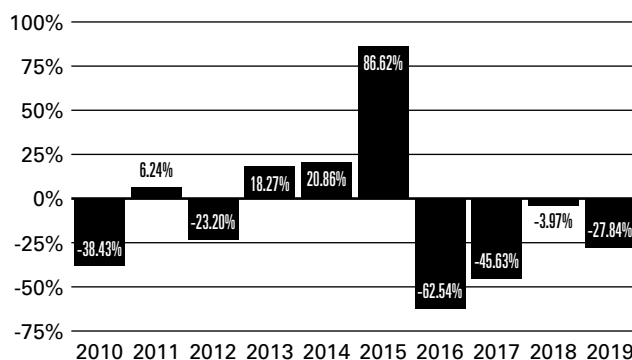
Please see “Investment Objectives, Principal Investment Strategies and Related Risks” in the Fund’s Prospectus for additional details.

Investment Results

The bar chart below shows how the Fund’s investment results for Investor Class shares have varied from year to year, and the table shows how the Fund’s average annual total returns for various

periods compare with a broad measure of market performance. Performance for Service Class shares would differ to the extent their fees and expenses differ. This information provides some indication of the risks of investing in the Fund. In addition, the Fund’s performance information reflects applicable fee waivers and/or expense limitations, if any, in effect during the periods presented. Absent such fee waivers/expense limitations, if any, performance would have been lower. Past results (before and after taxes) are not predictive of future results. Updated information on the Fund’s results can be obtained by visiting the Fund’s website (www.profund.com).

Annual Returns as of December 31



Best Quarter (ended 9/30/2015): **67.10%**

Worst Quarter (ended 3/31/2016): **-38.63%**

The year-to-date return as of the most recent quarter, which ended September 30, 2020, was 35.91%.

Average Annual Total Returns

As of December 31, 2019

	One Year	Five Years	Ten Years	Inception Date
Investor Class Shares				10/16/2007
– Before Taxes	-27.84%	-23.42%	-15.34%	
– After Taxes on Distributions	-27.94%	-23.44%	-15.35%	
– After Taxes on Distributions and Sale of Shares	-16.48%	-15.20%	-9.17%	
Service Class Shares	-28.59%	-24.18%	-16.19%	10/16/2007
S&P/BNY Mellon Latin America 35 ADR Index (USD)¹	11.28%	3.28%	-1.76%	

¹ Reflects no deduction for fees, expenses or taxes. Returns are gross returns that do not reflect the reduction of any withholding taxes, and are adjusted to reflect the reinvestment of dividends paid by companies in the Index.

Average annual total returns are shown on a before- and after-tax basis for Investor Class shares only. After-tax returns for Service Class shares will vary. After-tax returns are calculated using the historical highest individual federal marginal income tax rates and do not reflect the impact of state and local taxes. Actual after-tax returns depend on an investor’s tax situation and may differ from those shown. After-tax returns shown are not relevant to

investors who hold the Fund's shares through tax-deferred arrangements, such as a retirement account. After-tax returns may exceed the return before taxes due to a tax benefit from realizing a capital loss on a sale of shares.

Annual returns are required to be shown and should not be interpreted as suggesting that the Fund should or should not be held for longer periods of time.

Management

The Fund is advised by ProFund Advisors. Alexander Ilyasov, Senior Portfolio Manager, and Scott Hanson, Portfolio Manager, have jointly and primarily managed the Fund since August 2020 and August 2016, respectively.

Purchase and Sale of Fund Shares

The **minimum initial investment** amounts for all classes, which may be waived at the discretion of the Fund, are:

- \$5,000 for accounts that list a financial professional.
- \$15,000 for self-directed accounts.

You may purchase, redeem or exchange Fund shares on any day which the New York Stock Exchange is open for business. Depending on where your account is held, you may redeem your

shares by contacting your financial professional or the Fund by mail, telephone, wire transfer or on-line (www.profunds.com).

Tax Information

The Fund's distributions generally are taxable, and will be taxed as ordinary income, qualified dividend income or capital gains, unless you are investing through a tax-advantaged arrangement, such as a 401(k) plan or an individual retirement account. You may be taxed later upon withdrawal of monies from such tax-advantaged arrangements.

The Fund intends to distribute income, if any, and capital gains, if any, at least annually.

Payments to Broker-Dealers and Other Financial Intermediaries

If you purchase Fund shares through a financial intermediary, such as a broker-dealer or investment adviser, the Fund and its distributor may pay the intermediary for the sale of Fund shares and related services. These payments may create a conflict of interest by influencing the broker-dealer or other financial intermediary to recommend the Fund over another investment. Ask your financial intermediary or visit your financial intermediary's website for more information.

Important Information About the Fund

UltraShort Mid-Cap ProFund (the “Fund”) seeks daily investment results, before fees and expenses, that correspond to two times the inverse (-2x) of the return of the S&P MidCap 400[®] Index (the “Index”) **for a single day**, not for any other period. A “single day” is measured from the time the Fund calculates its net asset value (“NAV”) to the time of the Fund’s next NAV calculation. **The return of the Fund for periods longer than a single day will be the result of its return for each day compounded over the period.** The Fund’s returns for periods longer than a single day will very likely differ in amount, and possibly even direction, from the Fund’s stated multiple (-2x) times the return of the Index for the same period. For periods longer than a single day, the Fund will lose money if the Index’s performance is flat, and it is possible that the Fund will lose money even if the level of the Index falls. Longer holding periods, higher Index volatility, and greater inverse leveraged exposure each exacerbate the impact of compounding on an investor’s returns. During periods of higher Index volatility, the volatility of the Index may affect the Fund’s return as much as or more than the return of the Index.

The Fund presents different risks than other types of funds. The Fund may not be suitable for all investors and should be used only by knowledgeable investors who understand the consequences of seeking daily inverse leveraged (-2x) investment results, including the impact of compounding on Fund performance. Investors in the Fund should actively manage and monitor their investments, as frequently as daily. An investor in the Fund could potentially lose the full principal value of their investment within a single day.

Investment Objective

The Fund seeks daily investment results, before fees and expenses, that correspond to two times the inverse (-2x) of the daily performance of the Index. **The Fund does not seek to achieve its stated investment objective over a period of time greater than a single day.**

Fees and Expenses of the Fund

The table below describes the fees and expenses that you may pay if you buy, hold, and sell shares of the Fund. You may pay other fees, such as brokerage commissions and other fees to financial intermediaries, which are not reflected in the tables and examples below.

Shareholder Fees

(fees paid directly from your investment)

Wire Fee \$10

Annual Fund Operating Expenses

(expenses that you pay each year as a percentage of the value of your investment)

	Investor Class	Service Class
Investment Advisory Fees	0.75%	0.75%
Distribution and Service (12b-1) Fees	0.00%	1.00%
Other Expenses	2.19%	2.19%

Total Annual Fund Operating Expenses Before Fee Waivers and Expense Reimbursements

	2.94%	3.94%
Fee Waivers/Reimbursements ¹	-1.16%	-1.16%

Total Annual Fund Operating Expenses After Fee Waivers and Expense Reimbursements

1.78%	2.78%
--------------	--------------

¹ ProFund Advisors LLC (“ProFund Advisors”) has contractually agreed to waive Investment Advisory and Management Services Fees and to reimburse Other Expenses to the extent Total Annual Fund Operating Expenses Before Fee Waivers and Expense Reimbursements, as a percentage of average daily net assets, exceed 1.78% for Investor Class shares and 2.78% for Service Class shares through November 30, 2021. After such date, the expense limitation may be terminated or revised by ProFund Advisors. Amounts waived or reimbursed in a particular contractual period may be recouped by ProFund Advisors within three years of the end of that contractual period, however, such recoupment will be limited to the lesser of any expense limitation in place at the time of recoupment or the expense limitation in place at the time of waiver or reimbursement.

Example: This example is intended to help you compare the cost of investing in the Fund with the cost of investing in other funds.

The example assumes that you invest \$10,000 in the Fund for the time periods indicated and then redeem all of your shares at the end of each period. The example also assumes that your investment has a 5% return each year and that the Fund’s operating expenses remain the same, except that the fee waiver/expense reimbursement is assumed only to pertain to the first year. Although your actual costs may be higher or lower, based on these assumptions your approximate costs would be:

	1Year	3Years	5Years	10Years
Investor Class	\$181	\$800	\$1,446	\$3,179
Service Class	\$281	\$1,095	\$1,927	\$4,083

The Fund pays transaction and financing costs associated with the purchase and sale of securities and derivatives. These costs are not reflected in the table or the example above.

Portfolio Turnover

The Fund pays transaction costs, such as commissions, when it buys and sells securities (or “turns over” its portfolio). A higher portfolio turnover rate may indicate higher transaction costs and may result in higher taxes when the Fund’s shares are held in a taxable account. These costs, which are not reflected in the Annual Fund Operating Expenses or in the example above, affect the Fund’s performance. During the most recent fiscal year, the Fund’s annual portfolio turnover rate was 0% of the average value of its entire portfolio. This portfolio turnover rate is calculated without regard to cash instruments or derivatives transactions. If such transactions were included, the Fund’s portfolio turnover rate would be significantly higher.

Principal Investment Strategies

The Fund invests in financial instruments that ProFund Advisors believes, in combination, should produce daily returns consistent with the Fund’s investment objective.

The Index is constructed and maintained by S&P Dow Jones Indices LLC. The Index is a measure of mid-size company U.S. stock market performance. It is a float-adjusted, market capitalization-weighted index of 400 U.S. operating companies and real estate investment trusts selected through a process that factors in criteria such as liquidity, price, market capitalization and financial viability. The Index is published under the Bloomberg ticker symbol “MID.”

The Fund will invest principally in the financial instruments set forth below. The Fund expects that its cash balances maintained in connection with the use of financial instruments will typically be held in money market instruments.

- **Derivatives** — The Fund invests in derivatives, which are financial instruments whose value is derived from the value of an underlying asset or assets, such as stocks, bonds, funds (including exchange-traded funds (“ETFs”)), interest rates or indexes. The Fund invests in derivatives as a substitute for directly shorting stocks in order to seek returns for a single day that are inverse leveraged (-2x) to the returns of the Index for that day. These derivatives principally include:
 - **Swap Agreements** — Contracts entered into primarily with major global financial institutions for a specified period ranging from a day to more than one year. In a standard “swap” transaction, two parties agree to exchange the return (or differentials in rates of return) earned or realized on particular predetermined investments or instruments. The gross return to be exchanged or “swapped” between the parties is calculated with respect to a “notional amount,” e.g., the return on or change in value of a particular dollar amount invested in a “basket” of securities or an ETF representing a particular index.
 - **Futures Contracts** — Standardized contracts traded on, or subject to the rules of, an exchange that call for the future delivery of a specified quantity and type of asset at

a specified time and place or, alternatively, may call for cash settlement.

- **Money Market Instruments** — The Fund invests in short-term cash instruments that have a remaining maturity of 397 days or less and exhibit high quality credit profiles, for example:
 - **U.S. Treasury Bills** — U.S. government securities that have initial maturities of one year or less, and are supported by the full faith and credit of the U.S. government.
 - **Repurchase Agreements** — Contracts in which a seller of securities, usually U.S. government securities or other money market instruments, agrees to buy the securities back at a specified time and price. Repurchase agreements are primarily used by the Fund as a short-term investment vehicle for cash positions.

ProFund Advisors uses a mathematical approach to investing. Using this approach, ProFund Advisors determines the type, quantity and mix of investment positions that it believes, in combination, the Fund should hold to produce daily returns consistent with the daily Fund’s investment objective. The Fund may gain inverse exposure to only a representative sample of the securities in the Index or to securities not contained in the Index or in financial instruments, with the intent of obtaining exposure with aggregate characteristics similar to those of two times the inverse of the single day returns of the Index. In managing the assets of the Fund, ProFund Advisors does not invest the assets of the Fund in securities or financial instruments based on ProFund Advisors’ view of the investment merit of a particular security, instrument, or company, nor does it conduct conventional investment research or analysis or forecast market movement or trends. The Fund seeks to remain fully invested at all times in securities and/or financial instruments that, in combination, provide inverse leveraged exposure to the single day returns of the Index, consistent with its investment objective, without regard to market conditions, trends or direction. The Fund seeks investment results for a single day only, measured as the time the Fund calculates its NAV to the next time the Fund calculates its NAV, and not for any other period.

The Fund seeks to engage in daily rebalancing to position its portfolio so that its exposure to the Index is consistent with the Fund’s daily investment objective. The time and manner in which the Fund rebalances its portfolio may vary from day to day at the discretion of ProFund Advisors, depending on market conditions and other circumstances. The Index’s movements during the day will affect whether the Fund’s portfolio needs to be rebalanced. For example, if the Index has risen on a given day, net assets of the Fund should fall (assuming there were no shares issued). As a result, the Fund’s inverse exposure will need to be decreased. Conversely, if the Index has fallen on a given day, net assets of the Fund should rise (assuming there were no share redemptions).

As a result, the Fund's inverse exposure will need to be increased.

Daily rebalancing and the compounding of each day's return over time means that the return of the Fund for a period longer than a single day will be the result of each day's returns compounded over the period, which will very likely differ in amount, and possibly even direction, from two times the inverse (-2x) of the return of the Index for the same period. The Fund will lose money if the Index's performance is flat over time, and the Fund can lose money regardless of the performance of the Index, as a result of daily rebalancing, the Index's volatility, compounding of each day's return and other factors. See "Principal Risks" below.

The Fund will concentrate or focus its investments in a particular industry or group of industries to approximately the same extent the Index is so concentrated or focused. As of July 31, 2020, the Index was not concentrated in an industry group, but was focused in the information technology and industrials industry groups.

Please see "Investment Objectives, Principal Investment Strategies and Related Risks" in the Fund's Prospectus for additional details.

Principal Risks

You may lose the full principal value of your investment within a single day.

The principal risks described below are intended to provide information about the factors likely to have a significant adverse impact on the Fund's returns and consequently the value of an investment in the Fund. The risks are presented in an order intended to facilitate readability and their order does not imply that the realization of one risk is more likely to occur than another risk or likely to have a greater adverse impact than another risk. While the realization of certain of the risks described herein may benefit the Fund because the Fund seeks daily investment results, before fees and expenses, that correspond to two times the inverse (-2x) of the daily return of the Index, such occurrences may introduce more volatility to the Fund, which could have a significant negative impact on Fund performance.

- **Risks Associated with the Use of Derivatives** — Investing in derivatives may be considered aggressive and may expose the Fund to greater risks and may result in larger losses or smaller gains than investing directly in the reference asset(s) underlying those derivatives. These risks include counterparty risk, liquidity risk and increased correlation risk. When the Fund uses derivatives, there may be imperfect correlation between the value of the reference asset(s) underlying the derivative (e.g., the Index) and the derivative, which may prevent the Fund from achieving its investment objective. Because derivatives often require only a limited initial investment, the use of derivatives also may expose the Fund to losses in excess of those amounts initially invested. The Fund may use a combination of swaps on the Index and swaps on an ETF that is designed to track the performance of the Index.

The performance of an ETF may not track the performance of the Index due to embedded costs and other factors. Thus, to the extent the Fund invests in swaps that use an ETF as the reference asset, the Fund may be subject to greater correlation risk and may not achieve as high a degree of correlation with the Index as it would if the Fund only used swaps on the Index. Moreover, with respect to the use of swap agreements, if the Index has a dramatic intraday move that causes a material decline in the Fund's net assets, the terms of a swap agreement between the Fund and its counterparty may permit the counterparty to immediately close out the transaction with the Fund. In that event, the Fund may be unable to enter into another swap agreement or invest in other derivatives to achieve the desired exposure consistent with the Fund's investment objective. This, in turn, may prevent the Fund from achieving its investment objective, even if the Index reverses all or a portion of its intraday move by the end of the day. As a result, the value of an investment in the Fund may change quickly and without warning. Any costs associated with using derivatives will also have the effect of lowering the Fund's return.

- **Leverage Risk** — The Fund obtains investment exposure in excess of its assets in seeking to achieve its investment objective — a form of leverage — and will lose more money in market environments adverse to its daily objective than a similar fund that does not employ such leverage. The use of such leverage increases the risk of a total loss of an investor's investment. For example, because the Fund includes a multiplier of two times the inverse (-2x) of the Index, a single day movement in the Index approaching 50% at any point in the day could result in the total loss of an investor's investment if that movement is contrary to the investment objective of the Fund, even if the Index subsequently moves in an opposite direction, eliminating all or a portion of the earlier movement. This would be the case with any such single day movements in the Index, even if the Index maintains a level greater than zero at all times. In addition, the use of leverage may increase the volatility of the Fund and magnify any differences between the performance of the Fund and the Index.
- **Compounding Risk** — The Fund has a single day investment objective, and the Fund's performance for any other period is the result of its return for each day compounded over the period. The performance of the Fund for periods longer than a single day will very likely differ in amount, and possibly even direction, from two times the inverse (-2x) of the daily return of the Index for the same period, before accounting for fees and expenses. Compounding affects all investments, but has a more significant impact on an inverse fund. This effect becomes more pronounced as Index volatility and holding periods increase. Fund performance for a period longer than a single day can be estimated given any set of assumptions for the following factors: (a) Index volatility; (b) Index performance; (c) period of time; (d) financing rates associated with inverse leveraged exposure; (e) other Fund

expenses; and (f) dividends or interest paid with respect to securities in the Index. The chart below illustrates the impact of two principal factors — Index volatility and Index performance — on Fund performance. The chart shows estimated Fund returns for a number of combinations of Index volatility and Index performance over a one-year period. Actual volatility, Index and Fund performance may differ significantly from the chart below. Performance shown in the chart assumes: (a) no dividends paid with respect to securities included in the Index; (b) no Fund expenses; and (c) borrowing/lending rates (to obtain inverse leveraged exposure) of zero percent. If Fund expenses and/or actual borrowing/lending rates were reflected, the Fund's performance would be different than shown.

Areas shaded darker represent those scenarios where the Fund can be expected to return less than two times the inverse (-2x) of the performance of the Index.

Estimated Fund Returns

Index Performance		One Year Volatility Rate				
One Year Index	Two times the inverse (-2x) of the One Year Index	10%	25%	50%	75%	100%
-60%	120%	506.5%	418.1%	195.2%	15.6%	-68.9%
-50%	100%	288.2%	231.6%	88.9%	-26.0%	-80.1%
-40%	80%	169.6%	130.3%	31.2%	-48.6%	-86.2%
-30%	60%	98.1%	69.2%	-3.6%	-62.2%	-89.8%
-20%	40%	51.6%	29.5%	-26.2%	-71.1%	-92.2%
-10%	20%	19.8%	2.3%	-41.7%	-77.2%	-93.9%
0%	0%	-3.0%	-17.1%	-52.8%	-81.5%	-95.0%
10%	-20%	-19.8%	-31.5%	-61.0%	-84.7%	-95.9%
20%	-40%	-32.6%	-42.4%	-67.2%	-87.2%	-96.5%
30%	-60%	-42.6%	-50.9%	-72.0%	-89.1%	-97.1%
40%	-80%	-50.5%	-57.7%	-75.9%	-90.6%	-97.5%
50%	-100%	-56.9%	-63.2%	-79.0%	-91.8%	-97.8%
60%	-120%	-62.1%	-67.6%	-81.5%	-92.8%	-98.1%

The foregoing table is intended to isolate the effect of Index volatility and Index performance on the return of the Fund and is not a representation of actual returns. For example, the Fund may incorrectly be expected to achieve a -40% return on a yearly basis if the Index return were 20%, absent the effects of compounding. As the table shows, with Index volatility of 50%, the Fund could be expected to return -67.2% under such a scenario. The Fund's actual returns may be significantly better or worse than the returns shown above as a result of any of the factors discussed above or in "Principal Risks — Correlation Risk" below.

The Index's annualized historical volatility rate for the five-year period ended July 31, 2020 was 22.27%. The Index's highest May to May volatility rate during the five-year period was 40.29% (July 31, 2020). The Index's annualized total return performance for the five-year period ended July 31,

2020 was 6.14%. Historical Index volatility and performance are not indications of what the Index volatility and performance will be in the future. The volatility of U.S. exchange-traded securities or instruments that reflect the value of the Index may differ from the volatility of the Index.

For additional graphs and charts demonstrating the effects of Index volatility and Index performance on the long-term performance of the Fund, see "Understanding the Risks and Long-Term Performance of Daily Objective Funds — The Impact of Compounding" in the Fund's Prospectus and "Special Note Regarding the Correlation Risks of Geared Funds" in the Fund's Statement of Additional Information.

- **Correlation Risk** — A number of factors may affect the Fund's ability to achieve a high degree of inverse leveraged correlation with the Index, and there is no guarantee that the Fund will achieve a high degree of inverse leveraged correlation. Failure to achieve a high degree of inverse leveraged correlation may prevent the Fund from achieving its investment objective, and the percentage change of the Fund's NAV each day may differ, perhaps significantly in amount, and possibly even direction, from two times the inverse (-2x) of the percentage change of the Index on such day.

In order to achieve a high degree of inverse leveraged correlation with the Index, the Fund seeks to rebalance its portfolio daily to keep exposure consistent with its investment objective. Being materially under- or overexposed to the Index may prevent the Fund from achieving a high degree of inverse leveraged correlation with the Index and may expose the Fund to greater leverage risk. Market disruptions or closure, regulatory restrictions, market volatility, illiquidity in the markets for the financial instruments in which the Fund invests, and other factors will adversely affect the Fund's ability to adjust exposure to requisite levels. The target amount of portfolio exposure is impacted dynamically by the Index's movements, including intraday movements. Because of this, it is unlikely that the Fund will have perfect inverse leveraged (-2x) exposure during the day or at the end of each day and the likelihood of being materially under- or overexposed is higher on days when the Index is volatile, particularly when the Index is volatile at or near the close of the trading day.

A number of other factors may also adversely affect the Fund's inverse leveraged correlation with the Index, including fees, expenses, transaction costs, financing costs associated with the use of derivatives, income items, valuation methodology, accounting standards and disruptions or illiquidity in the markets for the securities or financial instruments in which the Fund invests. The Fund may not have investment exposure to all of the securities in the Index, or its weighting of investment exposure to securities may be different from that of the Index. In addition, the Fund may invest in securities not included in the Index. The Fund may take or refrain from taking positions in order to improve tax efficiency, comply

with regulatory restrictions, or for other reasons, each of which may negatively affect the Fund's correlation with the Index. The Fund may also be subject to large movements of assets into and out of the Fund, potentially resulting in the Fund being under- or overexposed to the Index and may be impacted by Index reconstitutions and Index rebalancing events. Additionally, the Fund's underlying investments and/or reference assets may trade on markets that may not be open on the same day as the Fund, which may cause a difference between the changes in the daily performance of the Fund and changes in the level of the Index. Any of these factors could decrease correlation between the performance of the Fund and the Index and may hinder the Fund's ability to meet its daily investment objective on or around that day.

- **Rebalancing Risk** — If for any reason the Fund is unable to rebalance all or a portion of its portfolio, or if all or a portion of the portfolio is rebalanced incorrectly, the Fund's investment exposure may not be consistent with the Fund's investment objective. In these instances, the Fund may have investment exposure to the Index that is significantly greater or less than its stated multiple. As a result, the Fund may be more exposed to leverage risk than if it had been properly rebalanced and may not achieve its investment objective.
- **Counterparty Risk** — Investing in derivatives and repurchase agreements involves entering into contracts with third parties (i.e., counterparties). The use of derivatives involves risks that are different from those associated with ordinary portfolio securities transactions. The Fund will be subject to credit risk (i.e., the risk that a counterparty is or is perceived to be unwilling or unable to make timely payments or otherwise meet its contractual obligations) with respect to the amount it expects to receive from counterparties to derivatives and repurchase agreements entered into by the Fund. If a counterparty becomes bankrupt or fails to perform its obligations, or if any collateral posted by the counterparty for the benefit of the Fund is insufficient or there are delays in the Fund's ability to access such collateral, the value of an investment in the Fund may decline.

The counterparty to a listed futures contract is the clearing organization for the listed future, which is held through a futures commission merchant ("FCM") acting on behalf of the Fund. Consequently, the counterparty risk on a listed futures contract is the creditworthiness of the FCM and the exchange's clearing corporation.

- **Short Sale Exposure Risk** — The Fund may seek inverse or "short" exposure through financial instruments, which would cause the Fund to be exposed to certain risks associated with selling short. These risks include, under certain market conditions, an increase in the volatility and decrease in the liquidity of the instruments underlying the short position, which may lower the Fund's return, result in a loss, have the effect of limiting the Fund's ability to obtain inverse exposure through financial instruments, or require the Fund to seek inverse exposure through alternative investment strategies that

may be less desirable or more costly to implement. To the extent that, at any particular point in time, the instruments underlying the short position may be thinly traded or have a limited market, including due to regulatory action, the Fund may be unable to meet its investment objective due to a lack of available securities or counterparties. During such periods, the Fund's ability to issue additional shares may be adversely affected. Obtaining inverse leveraged exposure through these instruments may be considered an aggressive investment technique. Any income, dividends or payments by the assets underlying the Fund's short positions will negatively impact the Fund.

- **Inverse Correlation Risk** — Investors will lose money when the Index rises — a result that is the opposite from traditional funds.
 - **Exposure to Small- and Mid-Cap Company Investment Risk** — The risk of equity investing may be particularly acute for securities of issuers with smaller market capitalizations. Small- and mid-cap companies may have limited product lines or resources, may be dependent upon a particular market niche and may have greater fluctuations in price than the stocks of larger companies. Small- and mid-cap companies may lack the financial and personnel resources to handle economic or industry-wide setbacks and, as a result, such setbacks could have a greater effect on small- and mid-cap security prices. Additionally, small- and mid-cap company stocks may trade at greater spreads or lower trading volumes, and may be less liquid than the stocks of larger companies. Further, stocks of small- and mid-sized companies could be more difficult to liquidate during market downturns compared to larger, more widely traded companies.
 - **Equity and Market Risk** — Equity markets are volatile, and the value of securities, swaps, futures and other instruments correlated with equity markets may fluctuate dramatically from day to day. Equity markets are subject to corporate, political, regulatory, market and economic developments, as well as developments that impact specific economic sectors, industries or segments of the market. Further, stocks in the Index may underperform other equity investments. Volatility in the markets and/or market developments may cause the value of an investment in the Fund to decrease over short or long periods of time.
- As a fund seeking daily investment results, before fees and expenses, that correspond to two times the inverse (-2x) of the daily return of the Index, the value of an investment in the Fund is expected to decline when market conditions cause the level of the Index to rise.
- **Concentration and Focused Investing** — The Index may concentrate (i.e., composed of securities that represent 25 percent or more of the value of the Index) or focus (i.e., composed of securities that represent a substantial portion of its value, but less than 25 percent) in an industry or group of industries. The Fund will allocate its investments to

approximately the same extent as the Index. As a result, the Fund may be subject to greater market fluctuations than a fund that is more broadly invested across industries. Financial, economic, business, regulatory conditions, and other developments affecting issuers in a particular industry or group of industries will have a greater effect on the Fund, and if securities of the particular industry or group of industries as a group fall out of favor, the Fund could underperform, or its net asset value may be more volatile than, funds that have greater industry diversification.

- **Natural Disaster/Epidemic Risk** — Natural or environmental disasters, such as earthquakes, fires, floods, hurricanes, tsunamis and other severe weather-related phenomena generally, and widespread disease, including pandemics and epidemics (for example, the novel coronavirus COVID-19), have been and can be highly disruptive to economies and markets and have recently led, and may continue to lead, to increased market volatility and significant market losses. Such natural disaster and health crises could exacerbate political, social, and economic risks, and result in significant breakdowns, delays, shutdowns, social isolation, and other disruptions to important global, local and regional supply chains affected, with potential corresponding results on the operating performance of the Fund and its investments. A climate of uncertainty and panic, including the contagion of infectious viruses or diseases, may adversely affect global, regional, and local economies and reduce the availability of potential investment opportunities, and increases the difficulty of performing due diligence and modeling market conditions, potentially reducing the accuracy of financial projections. Under these circumstances, the Fund may have difficulty achieving its investment objectives which may adversely impact Fund performance. Further, such events can be highly disruptive to economies and markets, significantly disrupt the operations of individual companies (including, but not limited to, the Fund's investment advisor, third party service providers, and counterparties), sectors, industries, markets, securities and commodity exchanges, currencies, interest and inflation rates, credit ratings, investor sentiment, and other factors affecting the value of the Fund's investments. These factors can cause substantial market volatility, exchange trading suspensions and closures, changes in the availability of and the margin requirements for certain instruments, and can impact the ability of the Fund to complete redemptions and otherwise affect Fund performance and Fund trading in the secondary market. A widespread crisis would also affect the global economy in ways that cannot necessarily be foreseen. How long such events will last and whether they will continue or recur cannot be predicted. Impacts from these could have a significant impact on the Fund's performance, resulting in losses to your investment.
- **Risk that Current Assumptions and Expectations Could Become Outdated As a Result of Global Economic Shock** — The onset of the novel coronavirus (COVID-19) has caused

significant shocks to global financial markets and economies, with many governments taking extreme actions to slow and contain the spread of COVID-19. These actions have had, and likely will continue to have, a severe economic impact on global economies as economic activity in some instances has essentially ceased. Financial markets across the globe are experiencing severe distress at least equal to what was experienced during the global financial crisis in 2008. In March 2020, U.S. equity markets entered a bear market in the fastest such move in the history of U.S. financial markets. During much of 2020, the unemployment rate in the U.S. has been extremely high by historical standards. It is not possible to predict when unemployment and market conditions will return to more normal levels. The global economic shocks being experienced as of the date hereof may cause the underlying assumptions and expectations of the Fund to become outdated quickly or inaccurate, resulting in significant losses.

- **Non-Diversification Risk** — The Fund is classified as “non-diversified” under the Investment Company Act of 1940, as amended (“1940 Act”). This means it has the ability to invest a relatively high percentage of its assets in the securities of a small number of issuers or in financial instruments with a single counterparty or a few counterparties. This may increase the Fund's volatility and increase the risk that the Fund's performance will decline based on the performance of a single issuer or the credit of a single counterparty.
- **Index Performance Risk** — The Index maintained by a third party provider unaffiliated with the Fund or ProFund Advisors. There can be no guarantee or assurance that the methodology used by the third party provider to create the Index will result in the Fund achieving positive returns. Further, there can be no guarantee that the methodology underlying the Index or the daily calculation of the Index will be free from error. It is also possible that the value of the Index may be subject to intentional manipulation by third-party market participants. The Index used by the Fund may underperform other asset classes and may underperform other similar indices. Each of these factors could have a negative impact on the performance of the Fund.
- **Active Investor Risk** — The Fund permits short-term trading of its securities. A significant portion of assets invested in the Fund may come from professional money managers and investors who use the Fund as part of active trading or tactical asset allocation strategies. These strategies often call for frequent trading to take advantage of anticipated changes in market conditions, which could increase portfolio turnover and may result in additional costs for the Fund. In addition, large movements of assets into and out of the Fund may have a negative impact on the Fund's ability to achieve its investment objective or maintain a consistent level of operating expenses. In certain circumstances, the Fund's expense ratio may vary from current estimates or the historical ratio disclosed in this Prospectus.

- **Early Close/Late Close/Trading Halt Risk** — An exchange or market may close early, close late or issue trading halts on specific securities or financial instruments. As a result, the ability to trade certain securities or financial instruments may be restricted, which may result in the Fund being unable to trade those and other related financial instruments at all. In these circumstances, the Fund may be unable to rebalance its portfolio, may be unable to accurately price its investments and/or may incur substantial trading losses.
- **Liquidity Risk** — In certain circumstances, such as the disruption of the orderly markets for the financial instruments in which the Fund invests, the Fund might not be able to acquire or dispose of certain holdings quickly or at prices that represent true market value in the judgment of ProFund Advisors. Markets for the financial instruments in which the Fund invests may be disrupted by a number of events, including but not limited to economic crises, political crises, health crises, natural disasters, excessive volatility, new legislation, or regulatory changes inside or outside of the U.S. For example, regulation limiting the ability of certain financial institutions to invest in certain financial instruments would likely reduce the liquidity of those instruments. These situations may prevent the Fund from limiting losses, realizing gains or achieving a high inverse leveraged correlation with the Index.
- **Portfolio Turnover Risk** — The Fund may incur high portfolio turnover to manage the Fund's investment exposure. Additionally, active trading of the Fund's shares may cause more frequent purchase and sales activities that could, in certain circumstances, increase the number of portfolio transactions. High levels of portfolio transactions increase brokerage and other transaction costs and may result in increased taxable capital gains. Each of these factors could have a negative impact on the performance of the Fund.
- **Tax Risk** — In order to qualify for the special tax treatment accorded a regulated investment company ("RIC") and its shareholders, the Fund must derive at least 90% of its gross income for each taxable year from "qualifying income," meet certain asset diversification tests at the end of each taxable quarter, and meet annual distribution requirements. The Fund's pursuit of its investment strategies will potentially be limited by the Fund's intention to qualify for such treatment and could adversely affect the Fund's ability to so qualify. The Fund can make certain investments, the treatment of which

for these purposes is unclear. If, in any year, the Fund were to fail to qualify for the special tax treatment accorded a RIC and its shareholders, and were ineligible to or were not to cure such failure, the Fund would be taxed in the same manner as an ordinary corporation subject to U.S. federal income tax on all its income at the fund level. The resulting taxes could substantially reduce the Fund's net assets and the amount of income available for distribution. In addition, in order to requalify for taxation as a RIC, the Fund could be required to recognize unrealized gains, pay substantial taxes and interest, and make certain distributions. Please see the Statement of Additional Information for more information.

- **Valuation Risk** — In certain circumstances (e.g., if ProFund Advisors believes market quotations do not accurately reflect the fair value of an investment, or a trading halt closes an exchange or market early), ProFund Advisors may, in its sole discretion, choose to determine a fair value price as the basis for determining the market value of such investment for such day. The fair value of an investment determined by ProFund Advisors may be different from other value determinations of the same investment. Portfolio investments that are valued using techniques other than market quotations, including "fair valued" investments, may be subject to greater fluctuation in their value from one day to the next than would be the case if market quotations were used. In addition, there is no assurance that the Fund could sell a portfolio investment for the value established for it at any time, and it is possible that the Fund would incur a loss because a portfolio investment is sold at a discount to its established value.

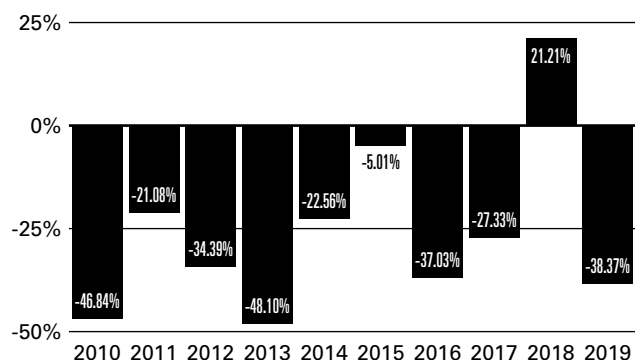
Please see "Investment Objectives, Principal Investment Strategies and Related Risks" in the Fund's Prospectus for additional details.

Investment Results

The bar chart below shows how the Fund's investment results for Investor Class shares have varied from year to year, and the table shows how the Fund's average annual total returns for various periods compare with a broad measure of market performance. Performance for Service Class shares would differ to the extent their fees and expenses differ. This information provides some indication of the risks of investing in the Fund. In addition, the Fund's performance information reflects applicable fee waivers and/or expense limitations, if any, in effect during the periods presented. Absent such fee waivers/expense limitations, if any, performance would have been lower. Past results (before and

after taxes) are not predictive of future results. Updated information on the Fund's results can be obtained by visiting the Fund's website (www.profund.com).

Annual Returns as of December 31



Best Quarter (ended 12/31/2018): **42.28%**

Worst Quarter (ended 12/31/2011): **-28.43%**

The year-to-date return as of the most recent quarter, which ended September 30, 2020, was -26.12%.

Average Annual Total Returns

As of December 31, 2019

	One Year	Five Years	Ten Years	Inception Date
Investor Class Shares				1/30/2004
– Before Taxes	-38.37%	-20.14%	-28.30%	
– After Taxes on Distributions	-38.49%	-20.18%	-28.31%	
– After Taxes on Distributions and Sale of Shares	-22.71%	-13.47%	-12.42%	
Service Class Shares	-38.96%	-20.98%	-28.99%	1/30/2004
S&P MidCap 400^{®1}	26.20%	9.03%	12.72%	

1 Reflects no deduction for fees, expenses or taxes. Adjusted to reflect the reinvestment of dividends paid by issuers in the Index.

Average annual total returns are shown on a before- and after-tax basis for Investor Class shares only. After-tax returns for Service Class shares will vary. After-tax returns are calculated using the historical highest individual federal marginal income tax rates and do not reflect the impact of state and local taxes. Actual after-tax returns depend on an investor's tax situation and may differ from those shown. After-tax returns shown are not relevant to investors who hold the Fund's shares through tax-deferred arrangements, such as a retirement account. After-tax returns

may exceed the return before taxes due to a tax benefit from realizing a capital loss on a sale of shares.

Annual returns are required to be shown and should not be interpreted as suggesting that the Fund should or should not be held for longer periods of time.

Management

The Fund is advised by ProFund Advisors. Michael Neches, Senior Portfolio Manager, and Devin Sullivan, Portfolio Manager, have jointly and primarily managed the Fund since October 2013 and April 2018, respectively.

Purchase and Sale of Fund Shares

The **minimum initial investment** amounts for all classes, which may be waived at the discretion of the Fund, are:

- \$5,000 for accounts that list a financial professional.
- \$15,000 for self-directed accounts.

You may purchase, redeem or exchange Fund shares on any day which the New York Stock Exchange is open for business. Depending on where your account is held, you may redeem your shares by contacting your financial professional or the Fund by mail, telephone, wire transfer or on-line (www.profund.com).

Tax Information

The Fund's distributions generally are taxable, and will be taxed as ordinary income, qualified dividend income or capital gains, unless you are investing through a tax-advantaged arrangement, such as a 401(k) plan or an individual retirement account. You may be taxed later upon withdrawal of monies from such tax-advantaged arrangements.

The Fund intends to distribute income, if any, and capital gains, if any, at least annually.

Payments to Broker-Dealers and Other Financial Intermediaries

If you purchase Fund shares through a financial intermediary, such as a broker-dealer or investment adviser, the Fund and its distributor may pay the intermediary for the sale of Fund shares and related services. These payments may create a conflict of interest by influencing the broker-dealer or other financial intermediary to recommend the Fund over another investment. Ask your financial intermediary or visit your financial intermediary's website for more information.

Important Information About the Fund

UltraShort Nasdaq-100 ProFund (the “Fund”) seeks daily investment results, before fees and expenses, that correspond to two times the inverse (-2x) of the return of the Nasdaq-100[®] Index (the “Index”) **for a single day**, not for any other period. A “single day” is measured from the time the Fund calculates its net asset value (“NAV”) to the time of the Fund’s next NAV calculation. **The return of the Fund for periods longer than a single day will be the result of its return for each day compounded over the period.** The Fund’s returns for periods longer than a single day will very likely differ in amount, and possibly even direction, from the Fund’s stated multiple (-2x) times the return of the Index for the same period. For periods longer than a single day, the Fund will lose money if the Index’s performance is flat, and it is possible that the Fund will lose money even if the level of the Index falls. Longer holding periods, higher Index volatility, and greater inverse leveraged exposure each exacerbate the impact of compounding on an investor’s returns. During periods of higher Index volatility, the volatility of the Index may affect the Fund’s return as much as or more than the return of the Index.

The Fund presents different risks than other types of funds. The Fund may not be suitable for all investors and should be used only by knowledgeable investors who understand the consequences of seeking daily inverse leveraged (-2x) investment results, including the impact of compounding on Fund performance. Investors in the Fund should actively manage and monitor their investments, as frequently as daily. An investor in the Fund could potentially lose the full principal value of their investment within a single day.

Investment Objective

The Fund seeks daily investment results, before fees and expenses, that correspond to two times the inverse (-2x) of the daily performance of the Index. **The Fund does not seek to achieve its stated investment objective over a period of time greater than a single day.**

Fees and Expenses of the Fund

The table below describes the fees and expenses that you may pay if you buy, hold, and sell shares of the Fund. You may pay other fees, such as brokerage commissions and other fees to financial intermediaries, which are not reflected in the tables and examples below.

Shareholder Fees

(fees paid directly from your investment)

Wire Fee \$10

Annual Fund Operating Expenses

(expenses that you pay each year as a percentage of the value of your investment)

	Investor Class	Service Class
Investment Advisory Fees	0.75%	0.75%
Distribution and Service (12b-1) Fees	0.00%	1.00%
Other Expenses	1.07%	1.07%

Total Annual Fund Operating Expenses Before Fee Waivers and Expense Reimbursements

Reimbursements	1.82%	2.82%
Fee Waivers/Reimbursements ¹	-0.04%	-0.04%

Total Annual Fund Operating Expenses After Fee Waivers and Expense Reimbursements

1.78%	2.78%
--------------	--------------

¹ ProFund Advisors LLC (“ProFund Advisors”) has contractually agreed to waive Investment Advisory and Management Services Fees and to reimburse Other Expenses to the extent Total Annual Fund Operating Expenses Before Fee Waivers and Expense Reimbursements, as a percentage of average daily net assets, exceed 1.78% for Investor Class shares and 2.78% for Service Class shares through November 30, 2021. After such date, the expense limitation may be terminated or revised by ProFund Advisors. Amounts waived or reimbursed in a particular contractual period may be recouped by ProFund Advisors within three years of the end of that contractual period, however, such recoupment will be limited to the lesser of any expense limitation in place at the time of recoupment or the expense limitation in place at the time of waiver or reimbursement.

Example: This example is intended to help you compare the cost of investing in the Fund with the cost of investing in other funds.

The example assumes that you invest \$10,000 in the Fund for the time periods indicated and then redeem all of your shares at the end of each period. The example also assumes that your investment has a 5% return each year and that the Fund’s operating expenses remain the same, except that the fee waiver/expense reimbursement is assumed only to pertain to the first year. Although your actual costs may be higher or lower, based on these assumptions your approximate costs would be:

	1 Year	3 Years	5 Years	10 Years
Investor Class	\$181	\$569	\$981	\$2,134
Service Class	\$281	\$870	\$1,485	\$3,144

The Fund pays transaction and financing costs associated with the purchase and sale of securities and derivatives. These costs are not reflected in the table or the example above.

Portfolio Turnover

The Fund pays transaction costs, such as commissions, when it buys and sells securities (or “turns over” its portfolio). A higher portfolio turnover rate may indicate higher transaction costs and may result in higher taxes when the Fund’s shares are held in a taxable account. These costs, which are not reflected in the Annual Fund Operating Expenses or in the example above, affect the Fund’s performance. During the most recent fiscal year, the Fund’s annual portfolio turnover rate was 0% of the average value of its entire portfolio. This portfolio turnover rate is calculated without regard to cash instruments or derivatives transactions. If such transactions were included, the Fund’s portfolio turnover rate would be significantly higher.

Principal Investment Strategies

The Fund invests in financial instruments that ProFund Advisors believes, in combination, should produce daily returns consistent with the Fund’s investment objective.

The Index is constructed and maintained by Nasdaq Inc. (the “Index Provider”). The Index includes 100 of the largest domestic and international non-financial companies listed on The Nasdaq Stock Market based on market capitalization. The Index reflects companies across major industry groups including computer hardware and software, telecommunications, retail/wholesale trade and biotechnology. Companies selected for inclusion are non-financial companies that meet appropriate trading volumes, adjusted market capitalization and other eligibility criteria. The Index is published under the Bloomberg ticker symbol “NDX.”

The Fund will invest principally in the financial instruments set forth below. The Fund expects that its cash balances maintained in connection with the use of financial instruments will typically be held in money market instruments.

- **Derivatives** — The Fund invests in derivatives, which are financial instruments whose value is derived from the value of an underlying asset or assets, such as stocks, bonds, funds (including exchange-traded funds (“ETFs”)), interest rates or indexes. The Fund invests in derivatives as a substitute for directly shorting stocks in order to seek returns for a single day that are inverse leveraged (-2x) to the returns of the Index for that day. These derivatives principally include:
 - **Swap Agreements** — Contracts entered into primarily with major global financial institutions for a specified period ranging from a day to more than one year. In a standard “swap” transaction, two parties agree to exchange the return (or differentials in rates of return) earned or realized on particular predetermined investments or instruments. The gross return to be exchanged or “swapped” between the parties is calculated with respect to a “notional amount,” e.g., the return on or change in value of a particular dollar amount invested in a “basket” of securities or an ETF representing a particular index.

- **Futures Contracts** — Standardized contracts traded on, or subject to the rules of, an exchange that call for the future delivery of a specified quantity and type of asset at a specified time and place or, alternatively, may call for cash settlement.
- **Money Market Instruments** — The Fund invests in short-term cash instruments that have a remaining maturity of 397 days or less and exhibit high quality credit profiles, for example:
 - **U.S. Treasury Bills** — U.S. government securities that have initial maturities of one year or less, and are supported by the full faith and credit of the U.S. government.
 - **Repurchase Agreements** — Contracts in which a seller of securities, usually U.S. government securities or other money market instruments, agrees to buy the securities back at a specified time and price. Repurchase agreements are primarily used by the Fund as a short-term investment vehicle for cash positions.

ProFund Advisors uses a mathematical approach to investing. Using this approach, ProFund Advisors determines the type, quantity and mix of investment positions that it believes, in combination, the Fund should hold to produce daily returns consistent with the daily Fund’s investment objective. The Fund may gain inverse exposure to only a representative sample of the securities in the Index or to securities not contained in the Index or in financial instruments, with the intent of obtaining exposure with aggregate characteristics similar to those of two times the inverse of the single day returns of the Index. In managing the assets of the Fund, ProFund Advisors does not invest the assets of the Fund in securities or financial instruments based on ProFund Advisors’ view of the investment merit of a particular security, instrument, or company, nor does it conduct conventional investment research or analysis or forecast market movement or trends. The Fund seeks to remain fully invested at all times in securities and/or financial instruments that, in combination, provide inverse leveraged exposure to the single day returns of the Index, consistent with its investment objective, without regard to market conditions, trends or direction. The Fund seeks investment results for a single day only, measured as the time the Fund calculates its NAV to the next time the Fund calculates its NAV, and not for any other period.

The Fund seeks to engage in daily rebalancing to position its portfolio so that its exposure to the Index is consistent with the Fund’s daily investment objective. The time and manner in which the Fund rebalances its portfolio may vary from day to day at the discretion of ProFund Advisors, depending on market conditions and other circumstances. The Index’s movements during the day will affect whether the Fund’s portfolio needs to be rebalanced. For example, if the Index has risen on a given day, net assets of the Fund should fall (assuming there were no shares issued). As a

result, the Fund's inverse exposure will need to be decreased. Conversely, if the Index has fallen on a given day, net assets of the Fund should rise (assuming there were no share redemptions). As a result, the Fund's inverse exposure will need to be increased.

Daily rebalancing and the compounding of each day's return over time means that the return of the Fund for a period longer than a single day will be the result of each day's returns compounded over the period, which will very likely differ in amount, and possibly even direction, from two times the inverse (-2x) of the return of the Index for the same period. The Fund will lose money if the Index's performance is flat over time, and the Fund can lose money regardless of the performance of the Index, as a result of daily rebalancing, the Index's volatility, compounding of each day's return and other factors. See "Principal Risks" below.

The Fund will concentrate or focus its investments in a particular industry or group of industries to approximately the same extent the Index is so concentrated or focused. As of July 31, 2020, the Index was concentrated in the information technology industry group and was focused in the consumer discretionary and communication services industry groups.

Please see "Investment Objectives, Principal Investment Strategies and Related Risks" in the Fund's Prospectus for additional details.

Principal Risks

You may lose the full principal value of your investment within a single day.

The principal risks described below are intended to provide information about the factors likely to have a significant adverse impact on the Fund's returns and consequently the value of an investment in the Fund. The risks are presented in an order intended to facilitate readability and their order does not imply that the realization of one risk is more likely to occur than another risk or likely to have a greater adverse impact than another risk. While the realization of certain of the risks described herein may benefit the Fund because the Fund seeks daily investment results, before fees and expenses, that correspond to two times the inverse (-2x) of the daily return of the Index, such occurrences may introduce more volatility to the Fund, which could have a significant negative impact on Fund performance.

- **Risks Associated with the Use of Derivatives** — Investing in derivatives may be considered aggressive and may expose the Fund to greater risks and may result in larger losses or smaller gains than investing directly in the reference asset(s) underlying those derivatives. These risks include counterparty risk, liquidity risk and increased correlation risk. When the Fund uses derivatives, there may be imperfect correlation between the value of the reference asset(s) underlying the derivative (e.g., the Index) and the derivative, which may prevent the Fund from achieving its investment objective. Because derivatives often require only a limited initial investment, the use of derivatives also may expose the Fund to

losses in excess of those amounts initially invested. The Fund may use a combination of swaps on the Index and swaps on an ETF that is designed to track the performance of the Index. The performance of an ETF may not track the performance of the Index due to embedded costs and other factors. Thus, to the extent the Fund invests in swaps that use an ETF as the reference asset, the Fund may be subject to greater correlation risk and may not achieve as high a degree of correlation with the Index as it would if the Fund only used swaps on the Index. Moreover, with respect to the use of swap agreements, if the Index has a dramatic intraday move that causes a material decline in the Fund's net assets, the terms of a swap agreement between the Fund and its counterparty may permit the counterparty to immediately close out the transaction with the Fund. In that event, the Fund may be unable to enter into another swap agreement or invest in other derivatives to achieve the desired exposure consistent with the Fund's investment objective. This, in turn, may prevent the Fund from achieving its investment objective, even if the Index reverses all or a portion of its intraday move by the end of the day. As a result, the value of an investment in the Fund may change quickly and without warning. Any costs associated with using derivatives will also have the effect of lowering the Fund's return.

- **Leverage Risk** — The Fund obtains investment exposure in excess of its assets in seeking to achieve its investment objective — a form of leverage — and will lose more money in market environments adverse to its daily objective than a similar fund that does not employ such leverage. The use of such leverage increases the risk of a total loss of an investor's investment. For example, because the Fund includes a multiplier of two times the inverse (-2x) of the Index, a single day movement in the Index approaching 50% at any point in the day could result in the total loss of an investor's investment if that movement is contrary to the investment objective of the Fund, even if the Index subsequently moves in an opposite direction, eliminating all or a portion of the earlier movement. This would be the case with any such single day movements in the Index, even if the Index maintains a level greater than zero at all times. In addition, the use of leverage may increase the volatility of the Fund and magnify any differences between the performance of the Fund and the Index.

- **Compounding Risk** — The Fund has a single day investment objective, and the Fund's performance for any other period is the result of its return for each day compounded over the period. The performance of the Fund for periods longer than a single day will very likely differ in amount, and possibly even direction, from two times the inverse (-2x) of the daily return of the Index for the same period, before accounting for fees and expenses. Compounding affects all investments, but has a more significant impact on an inverse fund. This effect becomes more pronounced as Index volatility and holding periods increase. Fund performance for a period longer than a single day can be estimated given any set of assumptions for

the following factors: (a) Index volatility; (b) Index performance; (c) period of time; (d) financing rates associated with inverse leveraged exposure; (e) other Fund expenses; and (f) dividends or interest paid with respect to securities in the Index. The chart below illustrates the impact of two principal factors — Index volatility and Index performance — on Fund performance. The chart shows estimated Fund returns for a number of combinations of Index volatility and Index performance over a one-year period. Actual volatility, Index and Fund performance may differ significantly from the chart below. Performance shown in the chart assumes: (a) no dividends paid with respect to securities included in the Index; (b) no Fund expenses; and (c) borrowing/lending rates (to obtain inverse leveraged exposure) of zero percent. If Fund expenses and/or actual borrowing/lending rates were reflected, the Fund's performance would be different than shown.

Areas shaded darker represent those scenarios where the Fund can be expected to return less than two times the inverse (-2x) of the performance of the Index.

Estimated Fund Returns

Index Performance		One Year Volatility Rate				
One Year Index	Two times the inverse (-2x) of the One Year Index	10%	25%	50%	75%	100%
-60%	120%	506.5%	418.1%	195.2%	15.6%	-68.9%
-50%	100%	288.2%	231.6%	88.9%	-26.0%	-80.1%
-40%	80%	169.6%	130.3%	31.2%	-48.6%	-86.2%
-30%	60%	98.1%	69.2%	-3.6%	-62.2%	-89.8%
-20%	40%	51.6%	29.5%	-26.2%	-71.1%	-92.2%
-10%	20%	19.8%	2.3%	-41.7%	-77.2%	-93.9%
0%	0%	-3.0%	-17.1%	-52.8%	-81.5%	-95.0%
10%	-20%	-19.8%	-31.5%	-61.0%	-84.7%	-95.9%
20%	-40%	-32.6%	-42.4%	-67.2%	-87.2%	-96.5%
30%	-60%	-42.6%	-50.9%	-72.0%	-89.1%	-97.1%
40%	-80%	-50.5%	-57.7%	-75.9%	-90.6%	-97.5%
50%	-100%	-56.9%	-63.2%	-79.0%	-91.8%	-97.8%
60%	-120%	-62.1%	-67.6%	-81.5%	-92.8%	-98.1%

The foregoing table is intended to isolate the effect of Index volatility and Index performance on the return of the Fund and is not a representation of actual returns. For example, the Fund may incorrectly be expected to achieve a -40% return on a yearly basis if the Index return were 20%, absent the effects of compounding. As the table shows, with Index volatility of 50%, the Fund could be expected to return -67.2% under such a scenario. The Fund's actual returns may be significantly better or worse than the returns shown above as a result of any of the factors discussed above or in "Principal Risks — Correlation Risk" below.

The Index's annualized historical volatility rate for the five-year period ended July 31, 2020 was 22.08%. The Index's

highest May to May volatility rate during the five-year period was 34.45% (July 31, 2020). The Index's annualized total return performance for the five-year period ended July 31, 2020 was 20.23%. Historical Index volatility and performance are not indications of what the Index volatility and performance will be in the future. The volatility of U.S. exchange-traded securities or instruments that reflect the value of the Index may differ from the volatility of the Index.

For additional graphs and charts demonstrating the effects of Index volatility and Index performance on the long-term performance of the Fund, see "Understanding the Risks and Long-Term Performance of Daily Objective Funds — The Impact of Compounding" in the Fund's Prospectus and "Special Note Regarding the Correlation Risks of Geared Funds" in the Fund's Statement of Additional Information.

- **Correlation Risk** — A number of factors may affect the Fund's ability to achieve a high degree of inverse leveraged correlation with the Index, and there is no guarantee that the Fund will achieve a high degree of inverse leveraged correlation. Failure to achieve a high degree of inverse leveraged correlation may prevent the Fund from achieving its investment objective, and the percentage change of the Fund's NAV each day may differ, perhaps significantly in amount, and possibly even direction, from two times the inverse (-2x) of the percentage change of the Index on such day.

In order to achieve a high degree of inverse leveraged correlation with the Index, the Fund seeks to rebalance its portfolio daily to keep exposure consistent with its investment objective. Being materially under- or overexposed to the Index may prevent the Fund from achieving a high degree of inverse leveraged correlation with the Index and may expose the Fund to greater leverage risk. Market disruptions or closure, regulatory restrictions, market volatility, illiquidity in the markets for the financial instruments in which the Fund invests, and other factors will adversely affect the Fund's ability to adjust exposure to requisite levels. The target amount of portfolio exposure is impacted dynamically by the Index's movements, including intraday movements. Because of this, it is unlikely that the Fund will have perfect inverse leveraged (-2x) exposure during the day or at the end of each day and the likelihood of being materially under- or overexposed is higher on days when the Index is volatile, particularly when the Index is volatile at or near the close of the trading day.

A number of other factors may also adversely affect the Fund's inverse leveraged correlation with the Index, including fees, expenses, transaction costs, financing costs associated with the use of derivatives, income items, valuation methodology, accounting standards and disruptions or illiquidity in the markets for the securities or financial instruments in which the Fund invests. The Fund may not have investment exposure to all of the securities in the Index, or its weighting of investment exposure to securities may be different from that

of the Index. In addition, the Fund may invest in securities not included in the Index. The Fund may take or refrain from taking positions in order to improve tax efficiency, comply with regulatory restrictions, or for other reasons, each of which may negatively affect the Fund's correlation with the Index. The Fund may also be subject to large movements of assets into and out of the Fund, potentially resulting in the Fund being under- or overexposed to the Index and may be impacted by Index reconstitutions and Index rebalancing events. Additionally, the Fund's underlying investments and/or reference assets may trade on markets that may not be open on the same day as the Fund, which may cause a difference between the changes in the daily performance of the Fund and changes in the level of the Index. Any of these factors could decrease correlation between the performance of the Fund and the Index and may hinder the Fund's ability to meet its daily investment objective on or around that day.

- **Rebalancing Risk** — If for any reason the Fund is unable to rebalance all or a portion of its portfolio, or if all or a portion of the portfolio is rebalanced incorrectly, the Fund's investment exposure may not be consistent with the Fund's investment objective. In these instances, the Fund may have investment exposure to the Index that is significantly greater or less than its stated multiple. As a result, the Fund may be more exposed to leverage risk than if it had been properly rebalanced and may not achieve its investment objective.
- **Counterparty Risk** — Investing in derivatives and repurchase agreements involves entering into contracts with third parties (i.e., counterparties). The use of derivatives involves risks that are different from those associated with ordinary portfolio securities transactions. The Fund will be subject to credit risk (i.e., the risk that a counterparty is or is perceived to be unwilling or unable to make timely payments or otherwise meet its contractual obligations) with respect to the amount it expects to receive from counterparties to derivatives and repurchase agreements entered into by the Fund. If a counterparty becomes bankrupt or fails to perform its obligations, or if any collateral posted by the counterparty for the benefit of the Fund is insufficient or there are delays in the Fund's ability to access such collateral, the value of an investment in the Fund may decline.

The counterparty to a listed futures contract is the clearing organization for the listed future, which is held through a futures commission merchant ("FCM") acting on behalf of the Fund. Consequently, the counterparty risk on a listed futures contract is the creditworthiness of the FCM and the exchange's clearing corporation.

- **Short Sale Exposure Risk** — The Fund may seek inverse or "short" exposure through financial instruments, which would cause the Fund to be exposed to certain risks associated with selling short. These risks include, under certain market conditions, an increase in the volatility and decrease in the liquidity of the instruments underlying the short position, which may lower the Fund's return, result in a loss, have the

effect of limiting the Fund's ability to obtain inverse exposure through financial instruments, or require the Fund to seek inverse exposure through alternative investment strategies that may be less desirable or more costly to implement. To the extent that, at any particular point in time, the instruments underlying the short position may be thinly traded or have a limited market, including due to regulatory action, the Fund may be unable to meet its investment objective due to a lack of available securities or counterparties. During such periods, the Fund's ability to issue additional shares may be adversely affected. Obtaining inverse leveraged exposure through these instruments may be considered an aggressive investment technique. Any income, dividends or payments by the assets underlying the Fund's short positions will negatively impact the Fund.

- **Inverse Correlation Risk** — Investors will lose money when the Index rises — a result that is the opposite from traditional funds.
- **Equity and Market Risk** — Equity markets are volatile, and the value of securities, swaps, futures and other instruments correlated with equity markets may fluctuate dramatically from day to day. Equity markets are subject to corporate, political, regulatory, market and economic developments, as well as developments that impact specific economic sectors, industries or segments of the market. Further, stocks in the Index may underperform other equity investments. Volatility in the markets and/or market developments may cause the value of an investment in the Fund to decrease over short or long periods of time.

As a fund seeking daily investment results, before fees and expenses, that correspond to two times the inverse ($-2x$) of the daily return of the Index, the value of an investment in the Fund is expected to decline when market conditions cause the level of the Index to rise.

- **Concentration and Focused Investing** — The Index may concentrate (i.e., composed of securities that represent 25 percent or more of the value of the Index) or focus (i.e., composed of securities that represent a substantial portion of its value, but less than 25 percent) in an industry or group of industries. The Fund will allocate its investments to approximately the same extent as the Index. As a result, the Fund may be subject to greater market fluctuations than a fund that is more broadly invested across industries. Financial, economic, business, regulatory conditions, and other developments affecting issuers in a particular industry or group of industries will have a greater effect on the Fund, and if securities of the particular industry or group of industries as a group fall out of favor, the Fund could underperform, or its net asset value may be more volatile than, funds that have greater industry diversification.
- **Exposure to Large-Cap Company Investment Risk** — Although returns on investments in large-cap companies are often perceived as being less volatile than the returns of

companies with smaller market capitalizations, the return on large-cap securities could trail the returns on investments in smaller and mid-sized companies for a number of reasons. For example, large-cap companies may be unable to respond quickly to new competitive challenges, such as changes in technology, and also may not be able to attain the high growth rate of successful smaller companies.

- **Natural Disaster/Epidemic Risk** — Natural or environmental disasters, such as earthquakes, fires, floods, hurricanes, tsunamis and other severe weather-related phenomena generally, and widespread disease, including pandemics and epidemics (for example, the novel coronavirus COVID-19), have been and can be highly disruptive to economies and markets and have recently led, and may continue to lead, to increased market volatility and significant market losses. Such natural disaster and health crises could exacerbate political, social, and economic risks, and result in significant breakdowns, delays, shutdowns, social isolation, and other disruptions to important global, local and regional supply chains affected, with potential corresponding results on the operating performance of the Fund and its investments. A climate of uncertainty and panic, including the contagion of infectious viruses or diseases, may adversely affect global, regional, and local economies and reduce the availability of potential investment opportunities, and increases the difficulty of performing due diligence and modeling market conditions, potentially reducing the accuracy of financial projections. Under these circumstances, the Fund may have difficulty achieving its investment objectives which may adversely impact Fund performance. Further, such events can be highly disruptive to economies and markets, significantly disrupt the operations of individual companies (including, but not limited to, the Fund's investment advisor, third party service providers, and counterparties), sectors, industries, markets, securities and commodity exchanges, currencies, interest and inflation rates, credit ratings, investor sentiment, and other factors affecting the value of the Fund's investments. These factors can cause substantial market volatility, exchange trading suspensions and closures, changes in the availability of and the margin requirements for certain instruments, and can impact the ability of the Fund to complete redemptions and otherwise affect Fund performance and Fund trading in the secondary market. A widespread crisis would also affect the global economy in ways that cannot necessarily be foreseen. How long such events will last and whether they will continue or recur cannot be predicted. Impacts from these could have a significant impact on the Fund's performance, resulting in losses to your investment.
- **Risk that Current Assumptions and Expectations Could Become Outdated As a Result of Global Economic Shock** — The onset of the novel coronavirus (COVID-19) has caused significant shocks to global financial markets and economies, with many governments taking extreme actions to slow and contain the spread of COVID-19. These actions have had, and

likely will continue to have, a severe economic impact on global economies as economic activity in some instances has essentially ceased. Financial markets across the globe are experiencing severe distress at least equal to what was experienced during the global financial crisis in 2008. In March 2020, U.S. equity markets entered a bear market in the fastest such move in the history of U.S. financial markets. During much of 2020, the unemployment rate in the U.S. has been extremely high by historical standards. It is not possible to predict when unemployment and market conditions will return to more normal levels. The global economic shocks being experienced as of the date hereof may cause the underlying assumptions and expectations of the Fund to become outdated quickly or inaccurate, resulting in significant losses.

- **Non-Diversification Risk** — The Fund is classified as “non-diversified” under the Investment Company Act of 1940, as amended (“1940 Act”). This means it has the ability to invest a relatively high percentage of its assets in the securities of a small number of issuers or in financial instruments with a single counterparty or a few counterparties. This may increase the Fund's volatility and increase the risk that the Fund's performance will decline based on the performance of a single issuer or the credit of a single counterparty.
- **Index Performance Risk** — The Index maintained by a third party provider unaffiliated with the Fund or ProFund Advisors. There can be no guarantee or assurance that the methodology used by the third party provider to create the Index will result in the Fund achieving positive returns. Further, there can be no guarantee that the methodology underlying the Index or the daily calculation of the Index will be free from error. It is also possible that the value of the Index may be subject to intentional manipulation by third-party market participants. The Index used by the Fund may underperform other asset classes and may underperform other similar indices. Each of these factors could have a negative impact on the performance of the Fund.
- **Active Investor Risk** — The Fund permits short-term trading of its securities. A significant portion of assets invested in the Fund may come from professional money managers and investors who use the Fund as part of active trading or tactical asset allocation strategies. These strategies often call for frequent trading to take advantage of anticipated changes in market conditions, which could increase portfolio turnover and may result in additional costs for the Fund. In addition, large movements of assets into and out of the Fund may have a negative impact on the Fund's ability to achieve its investment objective or maintain a consistent level of operating expenses. In certain circumstances, the Fund's expense ratio may vary from current estimates or the historical ratio disclosed in this Prospectus.
- **Early Close/Late Close/Trading Halt Risk** — An exchange or market may close early, close late or issue trading halts on specific securities or financial instruments. As a result, the

ability to trade certain securities or financial instruments may be restricted, which may result in the Fund being unable to trade those and other related financial instruments at all. In these circumstances, the Fund may be unable to rebalance its portfolio, may be unable to accurately price its investments and/or may incur substantial trading losses.

- **Liquidity Risk** — In certain circumstances, such as the disruption of the orderly markets for the financial instruments in which the Fund invests, the Fund might not be able to acquire or dispose of certain holdings quickly or at prices that represent true market value in the judgment of ProFund Advisors. Markets for the financial instruments in which the Fund invests may be disrupted by a number of events, including but not limited to economic crises, political crises, health crises, natural disasters, excessive volatility, new legislation, or regulatory changes inside or outside of the U.S. For example, regulation limiting the ability of certain financial institutions to invest in certain financial instruments would likely reduce the liquidity of those instruments. These situations may prevent the Fund from limiting losses, realizing gains or achieving a high inverse leveraged correlation with the Index.
- **Portfolio Turnover Risk** — The Fund may incur high portfolio turnover to manage the Fund's investment exposure. Additionally, active trading of the Fund's shares may cause more frequent purchase and sales activities that could, in certain circumstances, increase the number of portfolio transactions. High levels of portfolio transactions increase brokerage and other transaction costs and may result in increased taxable capital gains. Each of these factors could have a negative impact on the performance of the Fund.
- **Tax Risk** — In order to qualify for the special tax treatment accorded a regulated investment company ("RIC") and its shareholders, the Fund must derive at least 90% of its gross income for each taxable year from "qualifying income," meet certain asset diversification tests at the end of each taxable quarter, and meet annual distribution requirements. The Fund's pursuit of its investment strategies will potentially be limited by the Fund's intention to qualify for such treatment and could adversely affect the Fund's ability to so qualify. The Fund can make certain investments, the treatment of which for these purposes is unclear. If, in any year, the Fund were to fail to qualify for the special tax treatment accorded a RIC and

its shareholders, and were ineligible to or were not to cure such failure, the Fund would be taxed in the same manner as an ordinary corporation subject to U.S. federal income tax on all its income at the fund level. The resulting taxes could substantially reduce the Fund's net assets and the amount of income available for distribution. In addition, in order to requalify for taxation as a RIC, the Fund could be required to recognize unrealized gains, pay substantial taxes and interest, and make certain distributions. Please see the Statement of Additional Information for more information.

- **Valuation Risk** — In certain circumstances (e.g., if ProFund Advisors believes market quotations do not accurately reflect the fair value of an investment, or a trading halt closes an exchange or market early), ProFund Advisors may, in its sole discretion, choose to determine a fair value price as the basis for determining the market value of such investment for such day. The fair value of an investment determined by ProFund Advisors may be different from other value determinations of the same investment. Portfolio investments that are valued using techniques other than market quotations, including "fair valued" investments, may be subject to greater fluctuation in their value from one day to the next than would be the case if market quotations were used. In addition, there is no assurance that the Fund could sell a portfolio investment for the value established for it at any time, and it is possible that the Fund would incur a loss because a portfolio investment is sold at a discount to its established value.

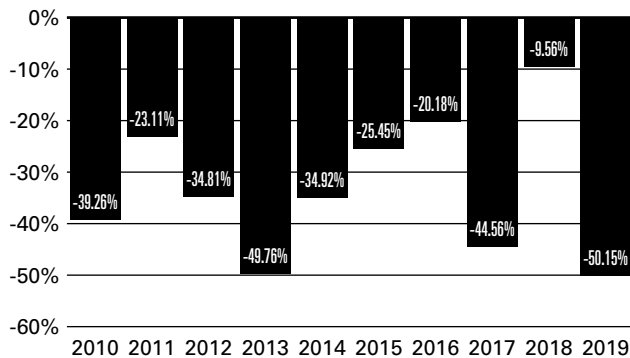
Please see "Investment Objectives, Principal Investment Strategies and Related Risks" in the Fund's Prospectus for additional details.

Investment Results

The bar chart below shows how the Fund's investment results for Investor Class shares have varied from year to year, and the table shows how the Fund's average annual total returns for various periods compare with a broad measure of market performance. Performance for Service Class shares would differ to the extent their fees and expenses differ. This information provides some indication of the risks of investing in the Fund. In addition, the Fund's performance information reflects applicable fee waivers and/or expense limitations, if any, in effect during the periods presented. Absent such fee waivers/expense limitations, if any, performance would have been lower. Past results (before and after taxes) are not predictive of future results. Updated

information on the Fund's results can be obtained by visiting the Fund's website (www.profund.com).

Annual Returns as of December 31



Best Quarter (ended 12/31/2018): **36.58%**

Worst Quarter (ended 3/31/2012): **-32.99%**

The year-to-date return as of the most recent quarter, which ended September 30, 2020, was -60.94%.

Average Annual Total Returns

As of December 31, 2019

	One Year	Five Years	Ten Years	Inception Date
Investor Class Shares				6/2/1998
– Before Taxes	-50.15%	-31.69%	-34.38%	
– After Taxes on Distributions	-50.22%	-31.71%	-34.39%	
– After Taxes on Distributions and Sale of Shares	-29.69%	-18.88%	-12.97%	
Service Class Shares	-50.57%	-32.33%	-35.02%	6/2/1998
Nasdaq-100® Index¹	39.46%	16.91%	18.07%	

1 Reflects no deduction for fees, expenses or taxes. Adjusted to reflect the reinvestment of dividends paid by issuers in the Index.

Average annual total returns are shown on a before- and after-tax basis for Investor Class shares only. After-tax returns for Service Class shares will vary. After-tax returns are calculated using the historical highest individual federal marginal income tax rates and do not reflect the impact of state and local taxes. Actual after-tax returns depend on an investor's tax situation and may differ from those shown. After-tax returns shown are not relevant to investors who hold the Fund's shares through tax-deferred arrangements, such as a retirement account. After-tax returns

may exceed the return before taxes due to a tax benefit from realizing a capital loss on a sale of shares.

Annual returns are required to be shown and should not be interpreted as suggesting that the Fund should or should not be held for longer periods of time.

Management

The Fund is advised by ProFund Advisors. Michael Neches, Senior Portfolio Manager, and Devin Sullivan, Portfolio Manager, have jointly and primarily managed the Fund since October 2013 and April 2018, respectively.

Purchase and Sale of Fund Shares

The **minimum initial investment** amounts for all classes, which may be waived at the discretion of the Fund, are:

- \$5,000 for accounts that list a financial professional.
- \$15,000 for self-directed accounts.

You may purchase, redeem or exchange Fund shares on any day which the New York Stock Exchange is open for business. Depending on where your account is held, you may redeem your shares by contacting your financial professional or the Fund by mail, telephone, wire transfer or on-line (www.profund.com).

Tax Information

The Fund's distributions generally are taxable, and will be taxed as ordinary income, qualified dividend income or capital gains, unless you are investing through a tax-advantaged arrangement, such as a 401(k) plan or an individual retirement account. You may be taxed later upon withdrawal of monies from such tax-advantaged arrangements.

The Fund intends to distribute income, if any, and capital gains, if any, at least annually.

Payments to Broker-Dealers and Other Financial Intermediaries

If you purchase Fund shares through a financial intermediary, such as a broker-dealer or investment adviser, the Fund and its distributor may pay the intermediary for the sale of Fund shares and related services. These payments may create a conflict of interest by influencing the broker-dealer or other financial intermediary to recommend the Fund over another investment. Ask your financial intermediary or visit your financial intermediary's website for more information.

Important Information About the Fund

UltraShort Small-Cap ProFund (the “Fund”) seeks daily investment results, before fees and expenses, that correspond to two times the inverse (-2x) of the return of the Russell 2000[®] Index (the “Index”) **for a single day**, not for any other period. A “single day” is measured from the time the Fund calculates its net asset value (“NAV”) to the time of the Fund’s next NAV calculation. **The return of the Fund for periods longer than a single day will be the result of its return for each day compounded over the period.** The Fund’s returns for periods longer than a single day will very likely differ in amount, and possibly even direction, from the Fund’s stated multiple (-2x) times the return of the Index for the same period. For periods longer than a single day, the Fund will lose money if the Index’s performance is flat, and it is possible that the Fund will lose money even if the level of the Index falls. Longer holding periods, higher Index volatility, and greater inverse leveraged exposure each exacerbate the impact of compounding on an investor’s returns. During periods of higher Index volatility, the volatility of the Index may affect the Fund’s return as much as or more than the return of the Index.

The Fund presents different risks than other types of funds. The Fund may not be suitable for all investors and should be used only by knowledgeable investors who understand the consequences of seeking daily inverse leveraged (-2x) investment results, including the impact of compounding on Fund performance. Investors in the Fund should actively manage and monitor their investments, as frequently as daily. An investor in the Fund could potentially lose the full principal value of their investment within a single day.

Investment Objective

The Fund seeks daily investment results, before fees and expenses, that correspond to two times the inverse (-2x) of the daily performance of the Index. **The Fund does not seek to achieve its stated investment objective over a period of time greater than a single day.**

Fees and Expenses of the Fund

The table below describes the fees and expenses that you may pay if you buy, hold, and sell shares of the Fund. You may pay other fees, such as brokerage commissions and other fees to financial intermediaries, which are not reflected in the tables and examples below.

Shareholder Fees

(fees paid directly from your investment)

Wire Fee \$10

Annual Fund Operating Expenses

(expenses that you pay each year as a percentage of the value of your investment)

	Investor Class	Service Class
Investment Advisory Fees	0.75%	0.75%
Distribution and Service (12b-1) Fees	0.00%	1.00%
Other Expenses	1.41%	1.41%

Total Annual Fund Operating Expenses Before Fee Waivers and Expense Reimbursements

	2.16%	3.16%
Fee Waivers/Reimbursements ¹	-0.38%	-0.38%

Total Annual Fund Operating Expenses After Fee Waivers and Expense Reimbursements

1.78%	2.78%
--------------	--------------

¹ ProFund Advisors LLC (“ProFund Advisors”) has contractually agreed to waive Investment Advisory and Management Services Fees and to reimburse Other Expenses to the extent Total Annual Fund Operating Expenses Before Fee Waivers and Expense Reimbursements, as a percentage of average daily net assets, exceed 1.78% for Investor Class shares and 2.78% for Service Class shares through November 30, 2021. After such date, the expense limitation may be terminated or revised by ProFund Advisors. Amounts waived or reimbursed in a particular contractual period may be recouped by ProFund Advisors within three years of the end of that contractual period, however, such recoupment will be limited to the lesser of any expense limitation in place at the time of recoupment or the expense limitation in place at the time of waiver or reimbursement.

Example: This example is intended to help you compare the cost of investing in the Fund with the cost of investing in other funds.

The example assumes that you invest \$10,000 in the Fund for the time periods indicated and then redeem all of your shares at the end of each period. The example also assumes that your investment has a 5% return each year and that the Fund’s operating expenses remain the same, except that the fee waiver/expense reimbursement is assumed only to pertain to the first year. Although your actual costs may be higher or lower, based on these assumptions your approximate costs would be:

	1Year	3Years	5Years	10Years
Investor Class	\$181	\$640	\$1,125	\$2,463
Service Class	\$281	\$939	\$1,621	\$3,440

The Fund pays transaction and financing costs associated with the purchase and sale of securities and derivatives. These costs are not reflected in the table or the example above.

Portfolio Turnover

The Fund pays transaction costs, such as commissions, when it buys and sells securities (or “turns over” its portfolio). A higher portfolio turnover rate may indicate higher transaction costs and may result in higher taxes when the Fund’s shares are held in a taxable account. These costs, which are not reflected in the Annual Fund Operating Expenses or in the example above, affect the Fund’s performance. During the most recent fiscal year, the Fund’s annual portfolio turnover rate was 0% of the average value of its entire portfolio. This portfolio turnover rate is calculated without regard to cash instruments or derivatives transactions. If such transactions were included, the Fund’s portfolio turnover rate would be significantly higher.

Principal Investment Strategies

The Fund invests in financial instruments that ProFund Advisors believes, in combination, should produce daily returns consistent with the Fund’s investment objective.

The Index is constructed and maintained by FTSE Russell. The Index is a measure of small-cap U.S. stock market performance. It is a float adjusted, market capitalization-weighted index containing approximately 2000 of the smallest companies in the Russell 3000 Index or approximately 10% of the total market capitalization of the Russell 3000 Index, which in turn represents approximately 98% of the U.S. equity market and includes approximately 3,000 of the largest companies in the U.S. The Russell 3000® includes large-, mid-, and small-capitalization companies. The Index is published under the Bloomberg ticker symbol “RTY.”

The Fund will invest principally in the financial instruments set forth below. The Fund expects that its cash balances maintained in connection with the use of financial instruments will typically be held in money market instruments.

- **Derivatives** — The Fund invests in derivatives, which are financial instruments whose value is derived from the value of an underlying asset or assets, such as stocks, bonds, funds (including exchange-traded funds (“ETFs”)), interest rates or indexes. The Fund invests in derivatives as a substitute for directly shorting stocks in order to seek returns for a single day that are inverse leveraged (-2x) to the returns of the Index for that day. These derivatives principally include:

- **Swap Agreements** — Contracts entered into primarily with major global financial institutions for a specified period ranging from a day to more than one year. In a standard “swap” transaction, two parties agree to exchange the return (or differentials in rates of return) earned or realized on particular predetermined investments or instruments. The gross return to be exchanged or “swapped” between the parties is calculated with respect to a “notional amount,” e.g., the return on or change in value of a particular dollar amount invested in a “basket” of securities or an ETF representing a particular index.

- **Futures Contracts** — Standardized contracts traded on, or subject to the rules of, an exchange that call for the future delivery of a specified quantity and type of asset at a specified time and place or, alternatively, may call for cash settlement.

- **Money Market Instruments** — The Fund invests in short-term cash instruments that have a remaining maturity of 397 days or less and exhibit high quality credit profiles, for example:

- **U.S. Treasury Bills** — U.S. government securities that have initial maturities of one year or less, and are supported by the full faith and credit of the U.S. government.
- **Repurchase Agreements** — Contracts in which a seller of securities, usually U.S. government securities or other money market instruments, agrees to buy the securities back at a specified time and price. Repurchase agreements are primarily used by the Fund as a short-term investment vehicle for cash positions.

ProFund Advisors uses a mathematical approach to investing. Using this approach, ProFund Advisors determines the type, quantity and mix of investment positions that it believes, in combination, the Fund should hold to produce daily returns consistent with the daily Fund’s investment objective. The Fund may gain inverse exposure to only a representative sample of the securities in the Index or to securities not contained in the Index or in financial instruments, with the intent of obtaining exposure with aggregate characteristics similar to those of two times the inverse of the single day returns of the Index. In managing the assets of the Fund, ProFund Advisors does not invest the assets of the Fund in securities or financial instruments based on ProFund Advisors’ view of the investment merit of a particular security, instrument, or company, nor does it conduct conventional investment research or analysis or forecast market movement or trends. The Fund seeks to remain fully invested at all times in securities and/or financial instruments that, in combination, provide inverse leveraged exposure to the single day returns of the Index, consistent with its investment objective, without regard to market conditions, trends or direction. The Fund seeks investment results for a single day only, measured as the time the Fund calculates its NAV to the next time the Fund calculates its NAV, and not for any other period.

The Fund seeks to engage in daily rebalancing to position its portfolio so that its exposure to the Index is consistent with the Fund’s daily investment objective. The time and manner in which the Fund rebalances its portfolio may vary from day to day at the discretion of ProFund Advisors, depending on market conditions and other circumstances. The Index’s movements during the day will affect whether the Fund’s portfolio needs to be rebalanced. For example, if the Index has risen on a given day, net assets of the Fund should fall (assuming there were no shares issued). As a

result, the Fund's inverse exposure will need to be decreased. Conversely, if the Index has fallen on a given day, net assets of the Fund should rise (assuming there were no share redemptions). As a result, the Fund's inverse exposure will need to be increased.

Daily rebalancing and the compounding of each day's return over time means that the return of the Fund for a period longer than a single day will be the result of each day's returns compounded over the period, which will very likely differ in amount, and possibly even direction, from two times the inverse (-2x) of the return of the Index for the same period. The Fund will lose money if the Index's performance is flat over time, and the Fund can lose money regardless of the performance of the Index, as a result of daily rebalancing, the Index's volatility, compounding of each day's return and other factors. See "Principal Risks" below.

The Fund will concentrate or focus its investments in a particular industry or group of industries to approximately the same extent the Index is so concentrated or focused. As of July 31, 2020, the Index was not concentrated in an industry group, but was focused in the health care and financials industry groups.

Please see "Investment Objectives, Principal Investment Strategies and Related Risks" in the Fund's Prospectus for additional details.

Principal Risks

You may lose the full principal value of your investment within a single day.

The principal risks described below are intended to provide information about the factors likely to have a significant adverse impact on the Fund's returns and consequently the value of an investment in the Fund. The risks are presented in an order intended to facilitate readability and their order does not imply that the realization of one risk is more likely to occur than another risk or likely to have a greater adverse impact than another risk. While the realization of certain of the risks described herein may benefit the Fund because the Fund seeks daily investment results, before fees and expenses, that correspond to two times the inverse (-2x) of the daily return of the Index, such occurrences may introduce more volatility to the Fund, which could have a significant negative impact on Fund performance.

- **Risks Associated with the Use of Derivatives** — Investing in derivatives may be considered aggressive and may expose the Fund to greater risks and may result in larger losses or smaller gains than investing directly in the reference asset(s) underlying those derivatives. These risks include counterparty risk, liquidity risk and increased correlation risk. When the Fund uses derivatives, there may be imperfect correlation between the value of the reference asset(s) underlying the derivative (e.g., the Index) and the derivative, which may prevent the Fund from achieving its investment objective. Because derivatives often require only a limited initial investment, the use of derivatives also may expose the Fund to losses in excess of those amounts initially invested. The Fund

may use a combination of swaps on the Index and swaps on an ETF that is designed to track the performance of the Index. The performance of an ETF may not track the performance of the Index due to embedded costs and other factors. Thus, to the extent the Fund invests in swaps that use an ETF as the reference asset, the Fund may be subject to greater correlation risk and may not achieve as high a degree of correlation with the Index as it would if the Fund only used swaps on the Index. Moreover, with respect to the use of swap agreements, if the Index has a dramatic intraday move that causes a material decline in the Fund's net assets, the terms of a swap agreement between the Fund and its counterparty may permit the counterparty to immediately close out the transaction with the Fund. In that event, the Fund may be unable to enter into another swap agreement or invest in other derivatives to achieve the desired exposure consistent with the Fund's investment objective. This, in turn, may prevent the Fund from achieving its investment objective, even if the Index reverses all or a portion of its intraday move by the end of the day. As a result, the value of an investment in the Fund may change quickly and without warning. Any costs associated with using derivatives will also have the effect of lowering the Fund's return.

- **Leverage Risk** — The Fund obtains investment exposure in excess of its assets in seeking to achieve its investment objective — a form of leverage — and will lose more money in market environments adverse to its daily objective than a similar fund that does not employ such leverage. The use of such leverage increases the risk of a total loss of an investor's investment. For example, because the Fund includes a multiplier of two times the inverse (-2x) of the Index, a single day movement in the Index approaching 50% at any point in the day could result in the total loss of an investor's investment if that movement is contrary to the investment objective of the Fund, even if the Index subsequently moves in an opposite direction, eliminating all or a portion of the earlier movement. This would be the case with any such single day movements in the Index, even if the Index maintains a level greater than zero at all times. In addition, the use of leverage may increase the volatility of the Fund and magnify any differences between the performance of the Fund and the Index.
- **Compounding Risk** — The Fund has a single day investment objective, and the Fund's performance for any other period is the result of its return for each day compounded over the period. The performance of the Fund for periods longer than a single day will very likely differ in amount, and possibly even direction, from two times the inverse (-2x) of the daily return of the Index for the same period, before accounting for fees and expenses. Compounding affects all investments, but has a more significant impact on an inverse fund. This effect becomes more pronounced as Index volatility and holding periods increase. Fund performance for a period longer than a single day can be estimated given any set of assumptions for the following factors: (a) Index volatility; (b) Index

performance; (c) period of time; (d) financing rates associated with inverse leveraged exposure; (e) other Fund expenses; and (f) dividends or interest paid with respect to securities in the Index. The chart below illustrates the impact of two principal factors — Index volatility and Index performance — on Fund performance. The chart shows estimated Fund returns for a number of combinations of Index volatility and Index performance over a one-year period. Actual volatility, Index and Fund performance may differ significantly from the chart below. Performance shown in the chart assumes: (a) no dividends paid with respect to securities included in the Index; (b) no Fund expenses; and (c) borrowing/lending rates (to obtain inverse leveraged exposure) of zero percent. If Fund expenses and/or actual borrowing/lending rates were reflected, the Fund's performance would be different than shown.

Areas shaded darker represent those scenarios where the Fund can be expected to return less than two times the inverse (-2x) of the performance of the Index.

Estimated Fund Returns

Index Performance		One Year Volatility Rate				
One Year Index	Two times the inverse (-2x) of the One Year Index	10%	25%	50%	75%	100%
-60%	120%	506.5%	418.1%	195.2%	15.6%	-68.9%
-50%	100%	288.2%	231.6%	88.9%	-26.0%	-80.1%
-40%	80%	169.6%	130.3%	31.2%	-48.6%	-86.2%
-30%	60%	98.1%	69.2%	-3.6%	-62.2%	-89.8%
-20%	40%	51.6%	29.5%	-26.2%	-71.1%	-92.2%
-10%	20%	19.8%	2.3%	-41.7%	-77.2%	-93.9%
0%	0%	-3.0%	-17.1%	-52.8%	-81.5%	-95.0%
10%	-20%	-19.8%	-31.5%	-61.0%	-84.7%	-95.9%
20%	-40%	-32.6%	-42.4%	-67.2%	-87.2%	-96.5%
30%	-60%	-42.6%	-50.9%	-72.0%	-89.1%	-97.1%
40%	-80%	-50.5%	-57.7%	-75.9%	-90.6%	-97.5%
50%	-100%	-56.9%	-63.2%	-79.0%	-91.8%	-97.8%
60%	-120%	-62.1%	-67.6%	-81.5%	-92.8%	-98.1%

The foregoing table is intended to isolate the effect of Index volatility and Index performance on the return of the Fund and is not a representation of actual returns. For example, the Fund may incorrectly be expected to achieve a -40% return on a yearly basis if the Index return were 20%, absent the effects of compounding. As the table shows, with Index volatility of 50%, the Fund could be expected to return -67.2% under such a scenario. The Fund's actual returns may be significantly better or worse than the returns shown above as a result of any of the factors discussed above or in "Principal Risks — Correlation Risk" below.

The Index's annualized historical volatility rate for the five-year period ended July 31, 2020 was 24.04%. The Index's highest July to July volatility rate during the five-year period

was 42.00% (July 31, 2020). The Index's annualized total return performance for the five-year period ended July 31, 2020 was 5.10%. Historical Index volatility and performance are not indications of what the Index volatility and performance will be in the future. The volatility of U.S. exchange-traded securities or instruments that reflect the value of the Index may differ from the volatility of the Index.

For additional graphs and charts demonstrating the effects of Index volatility and Index performance on the long-term performance of the Fund, see "Understanding the Risks and Long-Term Performance of Daily Objective Funds — The Impact of Compounding" in the Fund's Prospectus and "Special Note Regarding the Correlation Risks of Geared Funds" in the Fund's Statement of Additional Information.

- **Correlation Risk** — A number of factors may affect the Fund's ability to achieve a high degree of inverse leveraged correlation with the Index, and there is no guarantee that the Fund will achieve a high degree of inverse leveraged correlation. Failure to achieve a high degree of inverse leveraged correlation may prevent the Fund from achieving its investment objective, and the percentage change of the Fund's NAV each day may differ, perhaps significantly in amount, and possibly even direction, from two times the inverse (-2x) of the percentage change of the Index on such day.

In order to achieve a high degree of inverse leveraged correlation with the Index, the Fund seeks to rebalance its portfolio daily to keep exposure consistent with its investment objective. Being materially under- or overexposed to the Index may prevent the Fund from achieving a high degree of inverse leveraged correlation with the Index and may expose the Fund to greater leverage risk. Market disruptions or closure, regulatory restrictions, market volatility, illiquidity in the markets for the financial instruments in which the Fund invests, and other factors will adversely affect the Fund's ability to adjust exposure to requisite levels. The target amount of portfolio exposure is impacted dynamically by the Index's movements, including intraday movements. Because of this, it is unlikely that the Fund will have perfect inverse leveraged (-2x) exposure during the day or at the end of each day and the likelihood of being materially under- or overexposed is higher on days when the Index is volatile, particularly when the Index is volatile at or near the close of the trading day.

A number of other factors may also adversely affect the Fund's inverse leveraged correlation with the Index, including fees, expenses, transaction costs, financing costs associated with the use of derivatives, income items, valuation methodology, accounting standards and disruptions or illiquidity in the markets for the securities or financial instruments in which the Fund invests. The Fund may not have investment exposure to all of the securities in the Index, or its weighting of investment exposure to securities may be different from that of the Index. In addition, the Fund may invest in securities not

included in the Index. The Fund may take or refrain from taking positions in order to improve tax efficiency, comply with regulatory restrictions, or for other reasons, each of which may negatively affect the Fund's correlation with the Index. The Fund may also be subject to large movements of assets into and out of the Fund, potentially resulting in the Fund being under- or overexposed to the Index and may be impacted by Index reconstitutions and Index rebalancing events. Additionally, the Fund's underlying investments and/or reference assets may trade on markets that may not be open on the same day as the Fund, which may cause a difference between the changes in the daily performance of the Fund and changes in the level of the Index. Any of these factors could decrease correlation between the performance of the Fund and the Index and may hinder the Fund's ability to meet its daily investment objective on or around that day.

- **Rebalancing Risk** — If for any reason the Fund is unable to rebalance all or a portion of its portfolio, or if all or a portion of the portfolio is rebalanced incorrectly, the Fund's investment exposure may not be consistent with the Fund's investment objective. In these instances, the Fund may have investment exposure to the Index that is significantly greater or less than its stated multiple. As a result, the Fund may be more exposed to leverage risk than if it had been properly rebalanced and may not achieve its investment objective.
- **Counterparty Risk** — Investing in derivatives and repurchase agreements involves entering into contracts with third parties (i.e., counterparties). The use of derivatives involves risks that are different from those associated with ordinary portfolio securities transactions. The Fund will be subject to credit risk (i.e., the risk that a counterparty is or is perceived to be unwilling or unable to make timely payments or otherwise meet its contractual obligations) with respect to the amount it expects to receive from counterparties to derivatives and repurchase agreements entered into by the Fund. If a counterparty becomes bankrupt or fails to perform its obligations, or if any collateral posted by the counterparty for the benefit of the Fund is insufficient or there are delays in the Fund's ability to access such collateral, the value of an investment in the Fund may decline.

The counterparty to a listed futures contract is the clearing organization for the listed future, which is held through a futures commission merchant ("FCM") acting on behalf of the Fund. Consequently, the counterparty risk on a listed futures contract is the creditworthiness of the FCM and the exchange's clearing corporation.

- **Short Sale Exposure Risk** — The Fund may seek inverse or "short" exposure through financial instruments, which would cause the Fund to be exposed to certain risks associated with selling short. These risks include, under certain market conditions, an increase in the volatility and decrease in the liquidity of the instruments underlying the short position, which may lower the Fund's return, result in a loss, have the effect of limiting the Fund's ability to obtain inverse exposure

through financial instruments, or require the Fund to seek inverse exposure through alternative investment strategies that may be less desirable or more costly to implement. To the extent that, at any particular point in time, the instruments underlying the short position may be thinly traded or have a limited market, including due to regulatory action, the Fund may be unable to meet its investment objective due to a lack of available securities or counterparties. During such periods, the Fund's ability to issue additional shares may be adversely affected. Obtaining inverse leveraged exposure through these instruments may be considered an aggressive investment technique. Any income, dividends or payments by the assets underlying the Fund's short positions will negatively impact the Fund.

- **Inverse Correlation Risk** — Investors will lose money when the Index rises — a result that is the opposite from traditional funds.
 - **Exposure to Small- and Mid-Cap Company Investment Risk** — The risk of equity investing may be particularly acute for securities of issuers with smaller market capitalizations. Small- and mid-cap companies may have limited product lines or resources, may be dependent upon a particular market niche and may have greater fluctuations in price than the stocks of larger companies. Small- and mid-cap companies may lack the financial and personnel resources to handle economic or industry-wide setbacks and, as a result, such setbacks could have a greater effect on small- and mid-cap security prices. Additionally, small- and mid-cap company stocks may trade at greater spreads or lower trading volumes, and may be less liquid than the stocks of larger companies. Further, stocks of small- and mid-sized companies could be more difficult to liquidate during market downturns compared to larger, more widely traded companies.
 - **Equity and Market Risk** — Equity markets are volatile, and the value of securities, swaps, futures and other instruments correlated with equity markets may fluctuate dramatically from day to day. Equity markets are subject to corporate, political, regulatory, market and economic developments, as well as developments that impact specific economic sectors, industries or segments of the market. Further, stocks in the Index may underperform other equity investments. Volatility in the markets and/or market developments may cause the value of an investment in the Fund to decrease over short or long periods of time.
- As a fund seeking daily investment results, before fees and expenses, that correspond to two times the inverse (-2x) of the daily return of the Index, the value of an investment in the Fund is expected to decline when market conditions cause the level of the Index to rise.
- **Concentration and Focused Investing** — The Index may concentrate (i.e., composed of securities that represent 25 percent or more of the value of the Index) or focus (i.e., composed of securities that represent a substantial portion of

its value, but less than 25 percent) in an industry or group of industries. The Fund will allocate its investments to approximately the same extent as the Index. As a result, the Fund may be subject to greater market fluctuations than a fund that is more broadly invested across industries. Financial, economic, business, regulatory conditions, and other developments affecting issuers in a particular industry or group of industries will have a greater effect on the Fund, and if securities of the particular industry or group of industries as a group fall out of favor, the Fund could underperform, or its net asset value may be more volatile than, funds that have greater industry diversification.

- **Natural Disaster/Epidemic Risk** — Natural or environmental disasters, such as earthquakes, fires, floods, hurricanes, tsunamis and other severe weather-related phenomena generally, and widespread disease, including pandemics and epidemics (for example, the novel coronavirus COVID-19), have been and can be highly disruptive to economies and markets and have recently led, and may continue to lead, to increased market volatility and significant market losses. Such natural disaster and health crises could exacerbate political, social, and economic risks, and result in significant breakdowns, delays, shutdowns, social isolation, and other disruptions to important global, local and regional supply chains affected, with potential corresponding results on the operating performance of the Fund and its investments. A climate of uncertainty and panic, including the contagion of infectious viruses or diseases, may adversely affect global, regional, and local economies and reduce the availability of potential investment opportunities, and increases the difficulty of performing due diligence and modeling market conditions, potentially reducing the accuracy of financial projections. Under these circumstances, the Fund may have difficulty achieving its investment objectives which may adversely impact Fund performance. Further, such events can be highly disruptive to economies and markets, significantly disrupt the operations of individual companies (including, but not limited to, the Fund's investment advisor, third party service providers, and counterparties), sectors, industries, markets, securities and commodity exchanges, currencies, interest and inflation rates, credit ratings, investor sentiment, and other factors affecting the value of the Fund's investments. These factors can cause substantial market volatility, exchange trading suspensions and closures, changes in the availability of and the margin requirements for certain instruments, and can impact the ability of the Fund to complete redemptions and otherwise affect Fund performance and Fund trading in the secondary market. A widespread crisis would also affect the global economy in ways that cannot necessarily be foreseen. How long such events will last and whether they will continue or recur cannot be predicted. Impacts from these could have a significant impact on the Fund's performance, resulting in losses to your investment.
- **Risk that Current Assumptions and Expectations Could Become Outdated As a Result of Global Economic Shock** — The onset of the novel coronavirus (COVID-19) has caused significant shocks to global financial markets and economies, with many governments taking extreme actions to slow and contain the spread of COVID-19. These actions have had, and likely will continue to have, a severe economic impact on global economies as economic activity in some instances has essentially ceased. Financial markets across the globe are experiencing severe distress at least equal to what was experienced during the global financial crisis in 2008. In March 2020, U.S. equity markets entered a bear market in the fastest such move in the history of U.S. financial markets. During much of 2020, the unemployment rate in the U.S. has been extremely high by historical standards. It is not possible to predict when unemployment and market conditions will return to more normal levels. The global economic shocks being experienced as of the date hereof may cause the underlying assumptions and expectations of the Fund to become outdated quickly or inaccurate, resulting in significant losses.
- **Non-Diversification Risk** — The Fund is classified as “non-diversified” under the Investment Company Act of 1940, as amended (“1940 Act”). This means it has the ability to invest a relatively high percentage of its assets in the securities of a small number of issuers or in financial instruments with a single counterparty or a few counterparties. This may increase the Fund's volatility and increase the risk that the Fund's performance will decline based on the performance of a single issuer or the credit of a single counterparty.
- **Index Performance Risk** — The Index maintained by a third party provider unaffiliated with the Fund or ProFund Advisors. There can be no guarantee or assurance that the methodology used by the third party provider to create the Index will result in the Fund achieving positive returns. Further, there can be no guarantee that the methodology underlying the Index or the daily calculation of the Index will be free from error. It is also possible that the value of the Index may be subject to intentional manipulation by third-party market participants. The Index used by the Fund may underperform other asset classes and may underperform other similar indices. Each of these factors could have a negative impact on the performance of the Fund.
- **Active Investor Risk** — The Fund permits short-term trading of its securities. A significant portion of assets invested in the Fund may come from professional money managers and investors who use the Fund as part of active trading or tactical asset allocation strategies. These strategies often call for frequent trading to take advantage of anticipated changes in market conditions, which could increase portfolio turnover and may result in additional costs for the Fund. In addition, large movements of assets into and out of the Fund may have a negative impact on the Fund's ability to achieve its investment

objective or maintain a consistent level of operating expenses. In certain circumstances, the Fund's expense ratio may vary from current estimates or the historical ratio disclosed in this Prospectus.

- **Early Close/Late Close/Trading Halt Risk** — An exchange or market may close early, close late or issue trading halts on specific securities or financial instruments. As a result, the ability to trade certain securities or financial instruments may be restricted, which may result in the Fund being unable to trade those and other related financial instruments at all. In these circumstances, the Fund may be unable to rebalance its portfolio, may be unable to accurately price its investments and/or may incur substantial trading losses.
- **Liquidity Risk** — In certain circumstances, such as the disruption of the orderly markets for the financial instruments in which the Fund invests, the Fund might not be able to acquire or dispose of certain holdings quickly or at prices that represent true market value in the judgment of ProFund Advisors. Markets for the financial instruments in which the Fund invests may be disrupted by a number of events, including but not limited to economic crises, political crises, health crises, natural disasters, excessive volatility, new legislation, or regulatory changes inside or outside of the U.S. For example, regulation limiting the ability of certain financial institutions to invest in certain financial instruments would likely reduce the liquidity of those instruments. These situations may prevent the Fund from limiting losses, realizing gains or achieving a high inverse leveraged correlation with the Index.
- **Portfolio Turnover Risk** — The Fund may incur high portfolio turnover to manage the Fund's investment exposure. Additionally, active trading of the Fund's shares may cause more frequent purchase and sales activities that could, in certain circumstances, increase the number of portfolio transactions. High levels of portfolio transactions increase brokerage and other transaction costs and may result in increased taxable capital gains. Each of these factors could have a negative impact on the performance of the Fund.
- **Tax Risk** — In order to qualify for the special tax treatment accorded a regulated investment company ("RIC") and its shareholders, the Fund must derive at least 90% of its gross income for each taxable year from "qualifying income," meet certain asset diversification tests at the end of each taxable quarter, and meet annual distribution requirements. The Fund's pursuit of its investment strategies will potentially be limited by the Fund's intention to qualify for such treatment

and could adversely affect the Fund's ability to so qualify. The Fund can make certain investments, the treatment of which for these purposes is unclear. If, in any year, the Fund were to fail to qualify for the special tax treatment accorded a RIC and its shareholders, and were ineligible to or were not to cure such failure, the Fund would be taxed in the same manner as an ordinary corporation subject to U.S. federal income tax on all its income at the fund level. The resulting taxes could substantially reduce the Fund's net assets and the amount of income available for distribution. In addition, in order to requalify for taxation as a RIC, the Fund could be required to recognize unrealized gains, pay substantial taxes and interest, and make certain distributions. Please see the Statement of Additional Information for more information.

- **Valuation Risk** — In certain circumstances (e.g., if ProFund Advisors believes market quotations do not accurately reflect the fair value of an investment, or a trading halt closes an exchange or market early), ProFund Advisors may, in its sole discretion, choose to determine a fair value price as the basis for determining the market value of such investment for such day. The fair value of an investment determined by ProFund Advisors may be different from other value determinations of the same investment. Portfolio investments that are valued using techniques other than market quotations, including "fair valued" investments, may be subject to greater fluctuation in their value from one day to the next than would be the case if market quotations were used. In addition, there is no assurance that the Fund could sell a portfolio investment for the value established for it at any time, and it is possible that the Fund would incur a loss because a portfolio investment is sold at a discount to its established value.

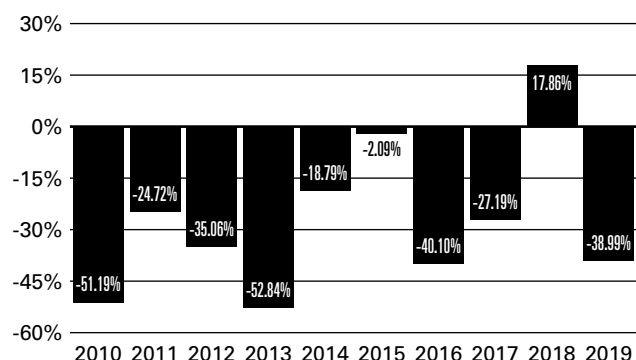
Please see "Investment Objectives, Principal Investment Strategies and Related Risks" in the Fund's Prospectus for additional details.

Investment Results

The bar chart below shows how the Fund's investment results for Investor Class shares have varied from year to year, and the table shows how the Fund's average annual total returns for various periods compare with a broad measure of market performance. Performance for Service Class shares would differ to the extent their fees and expenses differ. This information provides some indication of the risks of investing in the Fund. In addition, the Fund's performance information reflects applicable fee waivers and/or expense limitations, if any, in effect during the periods presented. Absent such fee waivers/expense limitations, if any, performance would have been lower. Past results (before and after taxes) are not predictive of future results. Updated

information on the Fund's results can be obtained by visiting the Fund's website (www.profund.com).

Annual Returns as of December 31



Best Quarter (ended 12/31/2018): **50.71%**

Worst Quarter (ended 12/31/2011): **-34.70%**

The year-to-date return as of the most recent quarter, which ended September 30, 2020, was -28.85%.

Average Annual Total Returns

As of December 31, 2019

	One Year	Five Years	Ten Years	Inception Date
Investor Class Shares				1/30/2004
– Before Taxes	-38.99%	-21.04%	-30.05%	
– After Taxes on Distributions	-39.07%	-21.05%	-30.06%	
– After Taxes on Distributions and Sale of Shares	-23.08%	-13.95%	-12.62%	
Service Class Shares	-39.61%	-21.85%	-30.77%	1/30/2004
Russell 2000® Index¹	25.52%	8.23%	11.83%	

1 Reflects no deduction for fees, expenses or taxes. Adjusted to reflect the reinvestment of dividends paid by issuers in the Index.

Average annual total returns are shown on a before- and after-tax basis for Investor Class shares only. After-tax returns for Service Class shares will vary. After-tax returns are calculated using the historical highest individual federal marginal income tax rates and do not reflect the impact of state and local taxes. Actual after-tax returns depend on an investor's tax situation and may differ from those shown. After-tax returns shown are not relevant to investors who hold the Fund's shares through tax-deferred arrangements, such as a retirement account. After-tax returns

may exceed the return before taxes due to a tax benefit from realizing a capital loss on a sale of shares.

Annual returns are required to be shown and should not be interpreted as suggesting that the Fund should or should not be held for longer periods of time.

Management

The Fund is advised by ProFund Advisors. Michael Neches, Senior Portfolio Manager, and Devin Sullivan, Portfolio Manager, have jointly and primarily managed the Fund since October 2013 and April 2018, respectively.

Purchase and Sale of Fund Shares

The **minimum initial investment** amounts for all classes, which may be waived at the discretion of the Fund, are:

- \$5,000 for accounts that list a financial professional.
- \$15,000 for self-directed accounts.

You may purchase, redeem or exchange Fund shares on any day which the New York Stock Exchange is open for business. Depending on where your account is held, you may redeem your shares by contacting your financial professional or the Fund by mail, telephone, wire transfer or on-line (www.profund.com).

Tax Information

The Fund's distributions generally are taxable, and will be taxed as ordinary income, qualified dividend income or capital gains, unless you are investing through a tax-advantaged arrangement, such as a 401(k) plan or an individual retirement account. You may be taxed later upon withdrawal of monies from such tax-advantaged arrangements.

The Fund intends to distribute income, if any, and capital gains, if any, at least annually.

Payments to Broker-Dealers and Other Financial Intermediaries

If you purchase Fund shares through a financial intermediary, such as a broker-dealer or investment adviser, the Fund and its distributor may pay the intermediary for the sale of Fund shares and related services. These payments may create a conflict of interest by influencing the broker-dealer or other financial intermediary to recommend the Fund over another investment. Ask your financial intermediary or visit your financial intermediary's website for more information.

Important Information About the Fund

UltraSmall-Cap ProFund (the “Fund”) seeks daily investment results, before fees and expenses, that correspond to two times (2x) the return of the Russell 2000[®] Index (the “Index”) **for a single day**, not for any other period. A “single day” is measured from the time the Fund calculates its net asset value (“NAV”) to the time of the Fund’s next NAV calculation. **The return of the Fund for periods longer than a single day will be the result of its return for each day compounded over the period.** The Fund’s returns for periods longer than a single day will very likely differ in amount, and possibly even direction, from the Fund’s stated multiple (2x) times the return of the Index for the same period. For periods longer than a single day, the Fund will lose money if the Index’s performance is flat, and it is possible that the Fund will lose money even if the level of the Index rises. Longer holding periods, higher Index volatility, and greater leveraged exposure each exacerbate the impact of compounding on an investor’s returns. During periods of higher Index volatility, the volatility of the Index may affect the Fund’s return as much as or more than the return of the Index.

The Fund presents different risks than other types of funds. The Fund uses leverage and is riskier than similarly benchmarked funds that do not use leverage. The Fund may not be suitable for all investors and should be used only by knowledgeable investors who understand the consequences of seeking daily leveraged (2x) investment results, including the impact of compounding on Fund performance. Investors in the Fund should actively manage and monitor their investments, as frequently as daily. An investor in the Fund could potentially lose the full principal value of their investment within a single day.

Investment Objective

The Fund seeks daily investment results, before fees and expenses, that correspond to two times (2x) the daily performance of the Index. **The Fund does not seek to achieve its stated investment objective over a period of time greater than a single day.**

Fees and Expenses of the Fund

The table below describes the fees and expenses that you may pay if you buy, hold, and sell shares of the Fund. You may pay other fees, such as brokerage commissions and other fees to financial intermediaries, which are not reflected in the tables and examples below.

Shareholder Fees

(fees paid directly from your investment)

Wire Fee \$10

Annual Fund Operating Expenses

(expenses that you pay each year as a percentage of the value of your investment)

	Investor Class	Service Class
Investment Advisory Fees	0.75%	0.75%
Distribution and Service (12b-1) Fees	0.00%	1.00%
Other Expenses	1.05%	1.05%

Total Annual Fund Operating Expenses Before Fee Waivers and Expense Reimbursements

	1.80%	2.80%
Fee Waivers/Reimbursements ¹	-0.02%	-0.02%

Total Annual Fund Operating Expenses After Fee Waivers and Expense Reimbursements

1.78% 2.78%

¹ ProFund Advisors LLC (“ProFund Advisors”) has contractually agreed to waive Investment Advisory and Management Services Fees and to reimburse Other Expenses to the extent Total Annual Fund Operating Expenses Before Fee Waivers and Expense Reimbursements, as a percentage of average daily net assets, exceed 1.78% for Investor Class shares and 2.78% for Service Class shares through November 30, 2021. After such date, the expense limitation may be terminated or revised by ProFund Advisors. Amounts waived or reimbursed in a particular contractual period may be recouped by ProFund Advisors within three years of the end of that contractual period, however, such recoupment will be limited to the lesser of any expense limitation in place at the time of recoupment or the expense limitation in place at the time of waiver or reimbursement.

Example: This example is intended to help you compare the cost of investing in the Fund with the cost of investing in other funds.

The example assumes that you invest \$10,000 in the Fund for the time periods indicated and then redeem all of your shares at the end of each period. The example also assumes that your investment has a 5% return each year and that the Fund’s operating expenses remain the same, except that the fee waiver/expense reimbursement is assumed only to pertain to the first year. Although your actual costs may be higher or lower, based on these assumptions your approximate costs would be:

	1 Year	3 Years	5 Years	10 Years
Investor Class	\$181	\$564	\$973	\$2,114
Service Class	\$281	\$866	\$1,477	\$3,127

The Fund pays transaction and financing costs associated with the purchase and sale of securities and derivatives. These costs are not reflected in the table or the example above.

Portfolio Turnover

The Fund pays transaction costs, such as commissions, when it buys and sells securities (or “turns over” its portfolio). A higher portfolio turnover rate may indicate higher transaction costs and may result in higher taxes when the Fund’s shares are held in a taxable account. These costs, which are not reflected in the Annual Fund Operating Expenses or in the example above, affect the Fund’s performance. During the most recent fiscal year, the Fund’s annual portfolio turnover rate was 143% of the average value of its entire portfolio. This portfolio turnover rate is calculated without regard to cash instruments or derivatives transactions. If such transactions were included, the Fund’s portfolio turnover rate would be significantly higher.

Principal Investment Strategies

The Fund invests in financial instruments that ProFund Advisors believes, in combination, should produce daily returns consistent with the Fund’s investment objective.

The Index is constructed and maintained by FTSE Russell. The Index is a measure of small-cap U.S. stock market performance. It is a float adjusted, market capitalization-weighted index containing approximately 2000 of the smallest companies in the Russell 3000 Index or approximately 10% of the total market capitalization of the Russell 3000 Index, which in turn represents approximately 98% of the U.S. equity market and includes approximately 3,000 of the largest companies in the U.S. The Russell 3000[®] includes large-, mid-, and small-capitalization companies. The Index is published under the Bloomberg ticker symbol “RTY.”

The Fund will invest principally in the financial instruments set forth below. The Fund expects that its cash balances maintained in connection with the use of financial instruments will typically be held in money market instruments.

- **Equity Securities** — The Fund invests in common stock issued by public companies.
- **Derivatives** — The Fund invests in derivatives, which are financial instruments whose value is derived from the value of an underlying asset or assets, such as stocks, bonds, funds (including exchange-traded funds (“ETFs”)), interest rates or indexes. The Fund invests in derivatives as a substitute for investing directly in securities in order to seek returns for a single day that are leveraged (2x) to the returns of the Index for that day. These derivatives principally include:
 - **Swap Agreements** — Contracts entered into primarily with major global financial institutions for a specified period ranging from a day to more than one year. In a standard “swap” transaction, two parties agree to exchange the return (or differentials in rates of return) earned or realized on particular predetermined investments or instruments. The gross return to be exchanged or “swapped” between the parties is calculated with respect to a “notional amount,” e.g., the return on or change in value of a particular dollar

amount invested in a “basket” of securities or an ETF representing a particular index.

- **Futures Contracts** — Standardized contracts traded on, or subject to the rules of, an exchange that call for the future delivery of a specified quantity and type of asset at a specified time and place or, alternatively, may call for cash settlement.
- **Money Market Instruments** — The Fund invests in short-term cash instruments that have a remaining maturity of 397 days or less and exhibit high quality credit profiles, for example:
 - **U.S. Treasury Bills** — U.S. government securities that have initial maturities of one year or less, and are supported by the full faith and credit of the U.S. government.
 - **Repurchase Agreements** — Contracts in which a seller of securities, usually U.S. government securities or other money market instruments, agrees to buy the securities back at a specified time and price. Repurchase agreements are primarily used by the Fund as a short-term investment vehicle for cash positions.

ProFund Advisors uses a mathematical approach to investing. Using this approach, ProFund Advisors determines the type, quantity and mix of investment positions that it believes, in combination, the Fund should hold to produce daily returns consistent with the daily Fund’s investment objective. The Fund may invest in or gain exposure to only a representative sample of the securities in the Index or to securities not contained in the Index or in financial instruments, with the intent of obtaining exposure with aggregate characteristics similar to those of a multiple of the single day returns of the Index. In managing the assets of the Fund, ProFund Advisors does not invest the assets of the Fund in securities or financial instruments based on ProFund Advisors’ view of the investment merit of a particular security, instrument, or company, nor does it conduct conventional investment research or analysis or forecast market movement or trends. The Fund seeks to remain fully invested at all times in securities and/or financial instruments that, in combination, provide leveraged exposure to the single day returns of the Index, consistent with its investment objective, without regard to market conditions, trends or direction. The Fund seeks investment results for a single day only, measured as the time the Fund calculates its NAV to the next time the Fund calculates its NAV, and not for any other period.

The Fund seeks to engage in daily rebalancing to position its portfolio so that its exposure to the Index is consistent with the Fund’s daily investment objective. The time and manner in which the Fund rebalances its portfolio may vary from day to day at the discretion of ProFund Advisors, depending on market conditions and other circumstances. The Index’s movements during the day will affect whether the Fund’s portfolio needs to be rebalanced. For example, if the Index has risen on a given day, net assets of

the Fund should rise (assuming there were no share redemptions). As a result, the Fund's exposure will need to be increased. Conversely, if the Index has fallen on a given day, net assets of the Fund should fall (assuming there were no shares issued). As a result, the Fund's exposure will need to be decreased.

Daily rebalancing and the compounding of each day's return over time means that the return of the Fund for a period longer than a single day will be the result of each day's returns compounded over the period, which will very likely differ in amount, and possibly even direction, from two times (2x) the return of the Index for the same period. The Fund will lose money if the Index's performance is flat over time, and the Fund can lose money regardless of the performance of the Index, as a result of daily rebalancing, the Index's volatility, compounding of each day's return and other factors. See "Principal Risks" below.

The Fund will concentrate or focus its investments in a particular industry or group of industries to approximately the same extent the Index is so concentrated or focused. As of July 31, 2020, the Index was not concentrated in an industry group, but was focused in the health care and financials industry groups.

Please see "Investment Objectives, Principal Investment Strategies and Related Risks" in the Fund's Prospectus for additional details.

Principal Risks

You may lose the full principal value of your investment within a single day.

The principal risks described below are intended to provide information about the factors likely to have a significant adverse impact on the Fund's returns and consequently the value of an investment in the Fund. The risks are presented in an order intended to facilitate readability and their order does not imply that the realization of one risk is more likely to occur than another risk or likely to have a greater adverse impact than another risk.

- **Risks Associated with the Use of Derivatives** — Investing in derivatives may be considered aggressive and may expose the Fund to greater risks and may result in larger losses or smaller gains than investing directly in the reference asset(s) underlying those derivatives. These risks include counterparty risk, liquidity risk and increased correlation risk. When the Fund uses derivatives, there may be imperfect correlation between the value of the reference asset(s) underlying the derivative (e.g., the Index) and the derivative, which may prevent the Fund from achieving its investment objective. Because derivatives often require only a limited initial investment, the use of derivatives also may expose the Fund to losses in excess of those amounts initially invested. The Fund may use a combination of swaps on the Index and swaps on an ETF that is designed to track the performance of the Index. The performance of an ETF may not track the performance of the Index due to embedded costs and other factors. Thus, to the extent the Fund invests in swaps that use an ETF as the

reference asset, the Fund may be subject to greater correlation risk and may not achieve as high a degree of correlation with the Index as it would if the Fund only used swaps on the Index. Moreover, with respect to the use of swap agreements, if the Index has a dramatic intraday move that causes a material decline in the Fund's net assets, the terms of a swap agreement between the Fund and its counterparty may permit the counterparty to immediately close out the transaction with the Fund. In that event, the Fund may be unable to enter into another swap agreement or invest in other derivatives to achieve the desired exposure consistent with the Fund's investment objective. This, in turn, may prevent the Fund from achieving its investment objective, even if the Index reverses all or a portion of its intraday move by the end of the day. As a result, the value of an investment in the Fund may change quickly and without warning. Any costs associated with using derivatives will also have the effect of lowering the Fund's return.

- **Leverage Risk** — The Fund obtains investment exposure in excess of its assets in seeking to achieve its investment objective — a form of leverage — and will lose more money in market environments adverse to its daily objective than a similar fund that does not employ such leverage. The use of such leverage increases the risk of a total loss of an investor's investment. For example, because the Fund includes a multiplier of two times (2x) the Index, a single day movement in the Index approaching 50% at any point in the day could result in the total loss of an investor's investment if that movement is contrary to the investment objective of the Fund, even if the Index subsequently moves in an opposite direction, eliminating all or a portion of the earlier movement. This would be the case with any such single day movements in the Index, even if the Index maintains a level greater than zero at all times. In addition, the use of leverage may increase the volatility of the Fund and magnify any differences between the performance of the Fund and the Index.

- **Compounding Risk** — The Fund has a single day investment objective, and the Fund's performance for any other period is the result of its return for each day compounded over the period. The performance of the Fund for periods longer than a single day will very likely differ in amount, and possibly even direction, from two times (2x) the daily return of the Index for the same period, before accounting for fees and expenses. Compounding affects all investments, but has a more significant impact on a leveraged fund. This effect becomes more pronounced as Index volatility and holding periods increase. Fund performance for a period longer than a single day can be estimated given any set of assumptions for the following factors: (a) Index volatility; (b) Index performance; (c) period of time; (d) financing rates associated with leveraged exposure; (e) other Fund expenses; and (f) dividends or interest paid with respect to securities in the Index. The chart below illustrates the impact of two principal factors — Index volatility and Index performance — on Fund

performance. The chart shows estimated Fund returns for a number of combinations of Index volatility and Index performance over a one-year period. Actual volatility, Index and Fund performance may differ significantly from the chart below. Performance shown in the chart assumes: (a) no dividends paid with respect to securities included in the Index; (b) no Fund expenses; and (c) borrowing/lending rates (to obtain leveraged exposure) of zero percent. If Fund expenses and/or actual borrowing/lending rates were reflected, the Fund's performance would be different than shown.

Areas shaded darker represent those scenarios where the Fund can be expected to return less than two times (2x) the performance of the Index.

Estimated Fund Returns

Index Performance		One Year Volatility Rate				
One Year Index	Two times (2x) the One Year Index	10%	25%	50%	75%	100%
-60%	-120%	-84.2%	-85.0%	-87.5%	-90.9%	-94.1%
-50%	-100%	-75.2%	-76.5%	-80.5%	-85.8%	-90.8%
-40%	-80%	-64.4%	-66.2%	-72.0%	-79.5%	-86.8%
-30%	-60%	-51.5%	-54.0%	-61.8%	-72.1%	-82.0%
-20%	-40%	-36.6%	-39.9%	-50.2%	-63.5%	-76.5%
-10%	-20%	-19.8%	-23.9%	-36.9%	-53.8%	-70.2%
0%	0%	-1.0%	-6.1%	-22.1%	-43.0%	-63.2%
10%	20%	19.8%	13.7%	-5.8%	-31.1%	-55.5%
20%	40%	42.6%	35.3%	12.1%	-18.0%	-47.0%
30%	60%	67.3%	58.8%	31.6%	-3.7%	-37.8%
40%	80%	94.0%	84.1%	52.6%	11.7%	-27.9%
50%	100%	122.8%	111.4%	75.2%	28.2%	-17.2%
60%	120%	153.5%	140.5%	99.4%	45.9%	-5.8%

The foregoing table is intended to isolate the effect of Index volatility and Index performance on the return of the Fund and is not a representation of actual returns. For example, the Fund may incorrectly be expected to achieve a -40% return on a yearly basis if the Index return were 20%, absent the effects of compounding. As the table shows, with Index volatility of 50%, the Fund could be expected to return -67.2% under such a scenario. The Fund's actual returns may be significantly better or worse than the returns shown above as a result of any of the factors discussed above or in "Principal Risks — Correlation Risk" below.

The Index's annualized historical volatility rate for the five-year period ended July 31, 2020 was 24.04%. The Index's highest July to July volatility rate during the five-year period was 42.00% (July 31, 2020). The Index's annualized total return performance for the five-year period ended July 31, 2020 was 5.10%. Historical Index volatility and performance are not indications of what the Index volatility and performance will be in the future. The volatility of U.S.

exchange-traded securities or instruments that reflect the value of the Index may differ from the volatility of the Index.

For additional graphs and charts demonstrating the effects of Index volatility and Index performance on the long-term performance of the Fund, see "Understanding the Risks and Long-Term Performance of Daily Objective Funds — The Impact of Compounding" in the Fund's Prospectus and "Special Note Regarding the Correlation Risks of Geared Funds" in the Fund's Statement of Additional Information.

- **Correlation Risk** — A number of factors may affect the Fund's ability to achieve a high degree of leveraged correlation with the Index, and there is no guarantee that the Fund will achieve a high degree of leveraged correlation. Failure to achieve a high degree of leveraged correlation may prevent the Fund from achieving its investment objective, and the percentage change of the Fund's NAV each day may differ, perhaps significantly in amount, and possibly even direction, from two times (2x) the percentage change of the Index on such day.

In order to achieve a high degree of leveraged correlation with the Index, the Fund seeks to rebalance its portfolio daily to keep exposure consistent with its investment objective. Being materially under- or overexposed to the Index may prevent the Fund from achieving a high degree of leveraged correlation with the Index and may expose the Fund to greater leverage risk. Market disruptions or closure, regulatory restrictions, market volatility, illiquidity in the markets for the financial instruments in which the Fund invests, and other factors will adversely affect the Fund's ability to adjust exposure to requisite levels. The target amount of portfolio exposure is impacted dynamically by the Index's movements, including intraday movements. Because of this, it is unlikely that the Fund will have perfect leveraged (2x) exposure during the day or at the end of each day and the likelihood of being materially under- or overexposed is higher on days when the Index is volatile, particularly when the Index is volatile at or near the close of the trading day.

A number of other factors may also adversely affect the Fund's leveraged correlation with the Index, including fees, expenses, transaction costs, financing costs associated with the use of derivatives, income items, valuation methodology, accounting standards and disruptions or illiquidity in the markets for the securities or financial instruments in which the Fund invests. The Fund may not have investment exposure to all of the securities in the Index, or its weighting of investment exposure to securities may be different from that of the Index. In addition, the Fund may invest in securities not included in the Index. The Fund may take or refrain from taking positions in order to improve tax efficiency, comply with regulatory restrictions, or for other reasons, each of which may negatively affect the Fund's correlation with the Index. The

Fund may also be subject to large movements of assets into and out of the Fund, potentially resulting in the Fund being under- or overexposed to the Index and may be impacted by Index reconstitutions and Index rebalancing events. Additionally, the Fund's underlying investments and/or reference assets may trade on markets that may not be open on the same day as the Fund, which may cause a difference between the changes in the daily performance of the Fund and changes in the level of the Index. Any of these factors could decrease correlation between the performance of the Fund and the Index and may hinder the Fund's ability to meet its daily investment objective on or around that day.

- **Rebalancing Risk** — If for any reason the Fund is unable to rebalance all or a portion of its portfolio, or if all or a portion of the portfolio is rebalanced incorrectly, the Fund's investment exposure may not be consistent with the Fund's investment objective. In these instances, the Fund may have investment exposure to the Index that is significantly greater or less than its stated multiple. As a result, the Fund may be more exposed to leverage risk than if it had been properly rebalanced and may not achieve its investment objective.
- **Counterparty Risk** — Investing in derivatives and repurchase agreements involves entering into contracts with third parties (i.e., counterparties). The use of derivatives involves risks that are different from those associated with ordinary portfolio securities transactions. The Fund will be subject to credit risk (i.e., the risk that a counterparty is or is perceived to be unwilling or unable to make timely payments or otherwise meet its contractual obligations) with respect to the amount it expects to receive from counterparties to derivatives and repurchase agreements entered into by the Fund. If a counterparty becomes bankrupt or fails to perform its obligations, or if any collateral posted by the counterparty for the benefit of the Fund is insufficient or there are delays in the Fund's ability to access such collateral, the value of an investment in the Fund may decline.

The counterparty to a listed futures contracts is the clearing organization for the listed future, which is held through a futures commission merchant ("FCM") acting on behalf of the Fund. Consequently, the counterparty risk on a listed futures contract is the creditworthiness of the FCM and the exchange's clearing corporation.

- **Exposure to Small- and Mid-Cap Company Investment Risk** — The risk of equity investing may be particularly acute for securities of issuers with smaller market capitalizations. Small- and mid-cap companies may have limited product lines or resources, may be dependent upon a particular market niche and may have greater fluctuations in price than the stocks of larger companies. Small- and mid-cap companies may lack the financial and personnel resources to handle economic or industry-wide setbacks and, as a result, such setbacks could have a greater effect on small- and mid-cap security prices. Additionally, small- and mid-cap company stocks may trade at greater spreads or lower trading volumes,

and may be less liquid than the stocks of larger companies. Further, stocks of small- and mid-sized companies could be more difficult to liquidate during market downturns compared to larger, more widely traded companies.

- **Equity and Market Risk** — Equity markets are volatile, and the value of securities, swaps, futures and other instruments correlated with equity markets may fluctuate dramatically from day to day. Equity markets are subject to corporate, political, regulatory, market and economic developments, as well as developments that impact specific economic sectors, industries or segments of the market. Further, stocks in the Index may underperform other equity investments. Volatility in the markets and/or market developments may cause the value of an investment in the Fund to decrease over short or long periods of time.
- **Concentration and Focused Investing** — The Index may concentrate (i.e., composed of securities that represent 25 percent or more of the value of the Index) or focus (i.e., composed of securities that represent a substantial portion of its value, but less than 25 percent) in an industry or group of industries. The Fund will allocate its investments to approximately the same extent as the Index. As a result, the Fund may be subject to greater market fluctuations than a fund that is more broadly invested across industries. Financial, economic, business, regulatory conditions, and other developments affecting issuers in a particular industry or group of industries will have a greater effect on the Fund, and if securities of the particular industry or group of industries as a group fall out of favor, the Fund could underperform, or its net asset value may be more volatile than, funds that have greater industry diversification.
- **Natural Disaster/Epidemic Risk** — Natural or environmental disasters, such as earthquakes, fires, floods, hurricanes, tsunamis and other severe weather-related phenomena generally, and widespread disease, including pandemics and epidemics (for example, the novel coronavirus COVID-19), have been and can be highly disruptive to economies and markets and have recently led, and may continue to lead, to increased market volatility and significant market losses. Such natural disaster and health crises could exacerbate political, social, and economic risks, and result in significant breakdowns, delays, shutdowns, social isolation, and other disruptions to important global, local and regional supply chains affected, with potential corresponding results on the operating performance of the Fund and its investments. A climate of uncertainty and panic, including the contagion of infectious viruses or diseases, may adversely affect global, regional, and local economies and reduce the availability of potential investment opportunities, and increases the difficulty of performing due diligence and modeling market conditions, potentially reducing the accuracy of financial projections. Under these circumstances, the Fund may have difficulty achieving its investment objectives which may adversely impact Fund performance.

Further, such events can be highly disruptive to economies and markets, significantly disrupt the operations of individual companies (including, but not limited to, the Fund's investment advisor, third party service providers, and counterparties), sectors, industries, markets, securities and commodity exchanges, currencies, interest and inflation rates, credit ratings, investor sentiment, and other factors affecting the value of the Fund's investments. These factors can cause substantial market volatility, exchange trading suspensions and closures, changes in the availability of and the margin requirements for certain instruments, and can impact the ability of the Fund to complete redemptions and otherwise affect Fund performance and Fund trading in the secondary market. A widespread crisis would also affect the global economy in ways that cannot necessarily be foreseen. How long such events will last and whether they will continue or recur cannot be predicted. Impacts from these could have a significant impact on the Fund's performance, resulting in losses to your investment.

• **Risk that Current Assumptions and Expectations Could Become Outdated As a Result of Global Economic Shock** —

The onset of the novel coronavirus (COVID-19) has caused significant shocks to global financial markets and economies, with many governments taking extreme actions to slow and contain the spread of COVID-19. These actions have had, and likely will continue to have, a severe economic impact on global economies as economic activity in some instances has essentially ceased. Financial markets across the globe are experiencing severe distress at least equal to what was experienced during the global financial crisis in 2008. In March 2020, U.S. equity markets entered a bear market in the fastest such move in the history of U.S. financial markets. During much of 2020, the unemployment rate in the U.S. has been extremely high by historical standards. It is not possible to predict when unemployment and market conditions will return to more normal levels. The global economic shocks being experienced as of the date hereof may cause the underlying assumptions and expectations of the Fund to become outdated quickly or inaccurate, resulting in significant losses.

- **Non-Diversification Risk** — The Fund is classified as “non-diversified” under the Investment Company Act of 1940, as amended (“1940 Act”). This means it has the ability to invest a relatively high percentage of its assets in the securities of a small number of issuers or in financial instruments with a single counterparty or a few counterparties. This may increase the Fund's volatility and increase the risk that the Fund's performance will decline based on the performance of a single issuer or the credit of a single counterparty.

- **Index Performance Risk** — The Index maintained by a third party provider unaffiliated with the Fund or ProFund Advisors. There can be no guarantee or assurance that the methodology used by the third party provider to create the Index will result in the Fund achieving positive returns.

Further, there can be no guarantee that the methodology underlying the Index or the daily calculation of the Index will be free from error. It is also possible that the value of the Index may be subject to intentional manipulation by third-party market participants. The Index used by the Fund may underperform other asset classes and may underperform other similar indices. Each of these factors could have a negative impact on the performance of the Fund.

- **Active Investor Risk** — The Fund permits short-term trading of its securities. A significant portion of assets invested in the Fund may come from professional money managers and investors who use the Fund as part of active trading or tactical asset allocation strategies. These strategies often call for frequent trading to take advantage of anticipated changes in market conditions, which could increase portfolio turnover and may result in additional costs for the Fund. In addition, large movements of assets into and out of the Fund may have a negative impact on the Fund's ability to achieve its investment objective or maintain a consistent level of operating expenses. In certain circumstances, the Fund's expense ratio may vary from current estimates or the historical ratio disclosed in this Prospectus.
- **Early Close/Late Close/Trading Halt Risk** — An exchange or market may close early, close late or issue trading halts on specific securities or financial instruments. As a result, the ability to trade certain securities or financial instruments may be restricted, which may result in the Fund being unable to trade those and other related financial instruments at all. In these circumstances, the Fund may be unable to rebalance its portfolio, may be unable to accurately price its investments and/or may incur substantial trading losses.
- **Liquidity Risk** — In certain circumstances, such as the disruption of the orderly markets for the financial instruments in which the Fund invests, the Fund might not be able to acquire or dispose of certain holdings quickly or at prices that represent true market value in the judgment of ProFund Advisors. Markets for the financial instruments in which the Fund invests may be disrupted by a number of events, including but not limited to economic crises, political crises, health crises, natural disasters, excessive volatility, new legislation, or regulatory changes inside or outside of the U.S. For example, regulation limiting the ability of certain financial institutions to invest in certain financial instruments would likely reduce the liquidity of those instruments. These situations may prevent the Fund from limiting losses, realizing gains or achieving a high leveraged correlation with the Index.
- **Portfolio Turnover Risk** — The Fund may incur high portfolio turnover to manage the Fund's investment exposure. Additionally, active trading of the Fund's shares may cause more frequent purchase and sales activities that could, in certain circumstances, increase the number of portfolio transactions. High levels of portfolio transactions increase brokerage and other transaction costs and may result in

increased taxable capital gains. Each of these factors could have a negative impact on the performance of the Fund.

- **Tax Risk** — In order to qualify for the special tax treatment accorded a regulated investment company (“RIC”) and its shareholders, the Fund must derive at least 90% of its gross income for each taxable year from “qualifying income,” meet certain asset diversification tests at the end of each taxable quarter, and meet annual distribution requirements. The Fund’s pursuit of its investment strategies will potentially be limited by the Fund’s intention to qualify for such treatment and could adversely affect the Fund’s ability to so qualify. The Fund can make certain investments, the treatment of which for these purposes is unclear. If, in any year, the Fund were to fail to qualify for the special tax treatment accorded a RIC and its shareholders, and were ineligible to or were not to cure such failure, the Fund would be taxed in the same manner as an ordinary corporation subject to U.S. federal income tax on all its income at the fund level. The resulting taxes could substantially reduce the Fund’s net assets and the amount of income available for distribution. In addition, in order to requalify for taxation as a RIC, the Fund could be required to recognize unrealized gains, pay substantial taxes and interest, and make certain distributions. Please see the Statement of Additional Information for more information.

- **Valuation Risk** — In certain circumstances (e.g., if ProFund Advisors believes market quotations do not accurately reflect the fair value of an investment, or a trading halt closes an exchange or market early), ProFund Advisors may, in its sole discretion, choose to determine a fair value price as the basis for determining the market value of such investment for such day. The fair value of an investment determined by ProFund Advisors may be different from other value determinations of the same investment. Portfolio investments that are valued using techniques other than market quotations, including “fair valued” investments, may be subject to greater fluctuation in their value from one day to the next than would be the case if market quotations were used. In addition, there is no assurance that the Fund could sell a portfolio investment for the value established for it at any time, and it is possible that the Fund would incur a loss because a portfolio investment is sold at a discount to its established value.

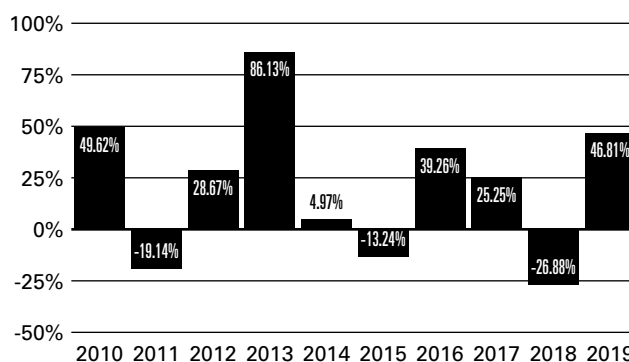
Please see “Investment Objectives, Principal Investment Strategies and Related Risks” in the Fund’s Prospectus for additional details.

Investment Results

The bar chart below shows how the Fund’s investment results for Investor Class shares have varied from year to year, and the table shows how the Fund’s average annual total returns for various periods compare with a broad measure of market performance. Performance for Service Class shares would differ to the extent their fees and expenses differ. This information provides some indication of the risks of investing in the Fund. In addition, the Fund’s performance information reflects applicable fee waivers

and/or expense limitations, if any, in effect during the periods presented. Absent such fee waivers/expense limitations, if any, performance would have been lower. Past results (before and after taxes) are not predictive of future results. Updated information on the Fund’s results can be obtained by visiting the Fund’s website (www.profunds.com).

Annual Returns as of December 31



Best Quarter (ended 12/31/2010): **33.56%**

Worst Quarter (ended 9/30/2011): **-42.33%**

The year-to-date return as of the most recent quarter, which ended September 30, 2020, was -32.74%.

Average Annual Total Returns

As of December 31, 2019

	One Year	Five Years	Ten Years	Inception Date
Investor Class Shares				2/7/2000
– Before Taxes	46.81%	10.19%	17.32%	
– After Taxes on Distributions	46.81%	10.13%	17.29%	
– After Taxes on Distributions and Sale of Shares	27.71%	8.08%	14.87%	
Service Class Shares	45.41%	9.07%	16.13%	2/7/2000
Russell 2000® Index¹	25.52%	8.23%	11.83%	

1 Reflects no deduction for fees, expenses or taxes. Adjusted to reflect the reinvestment of dividends paid by issuers in the Index.

Average annual total returns are shown on a before- and after-tax basis for Investor Class shares only. After-tax returns for Service Class shares will vary. After-tax returns are calculated using the historical highest individual federal marginal income tax rates and do not reflect the impact of state and local taxes. Actual after-tax returns depend on an investor’s tax situation and may differ from those shown. After-tax returns shown are not relevant to investors who hold the Fund’s shares through tax-deferred arrangements, such as a retirement account. After-tax returns may exceed the return before taxes due to a tax benefit from realizing a capital loss on a sale of shares.

Annual returns are required to be shown and should not be interpreted as suggesting that the Fund should or should not be held for longer periods of time.

Management

The Fund is advised by ProFund Advisors. Michael Neches, Senior Portfolio Manager, and Devin Sullivan, Portfolio Manager, have jointly and primarily managed the Fund since October 2013 and April 2018, respectively.

Purchase and Sale of Fund Shares

The **minimum initial investment** amounts for all classes, which may be waived at the discretion of the Fund, are:

- \$5,000 for accounts that list a financial professional.
- \$15,000 for self-directed accounts.

You may purchase, redeem or exchange Fund shares on any day which the New York Stock Exchange is open for business. Depending on where your account is held, you may redeem your shares by contacting your financial professional or the Fund by mail, telephone, wire transfer or on-line (www.profund.com).

Tax Information

The Fund's distributions generally are taxable, and will be taxed as ordinary income, qualified dividend income or capital gains,

unless you are investing through a tax-advantaged arrangement, such as a 401(k) plan or an individual retirement account. You may be taxed later upon withdrawal of monies from such tax-advantaged arrangements.

The Fund intends to distribute income, if any, and capital gains, if any, at least annually.

Payments to Broker-Dealers and Other Financial Intermediaries

If you purchase Fund shares through a financial intermediary, such as a broker-dealer or investment adviser, the Fund and its distributor may pay the intermediary for the sale of Fund shares and related services. These payments may create a conflict of interest by influencing the broker-dealer or other financial intermediary to recommend the Fund over another investment. Ask your financial intermediary or visit your financial intermediary's website for more information.

Important Information About the Fund

U.S. Government Plus ProFund (the “Fund”) seeks daily investment results, before fees and expenses, that correspond to the one and one-quarter times (1.25) of the movement of the most recently issued 30-Year U.S. Treasury Bond (the “Long Bond”) for a single day, not for any other period. A “single day” is measured from the time the Fund calculates its net asset value (“NAV”) to the time of the Fund’s next NAV calculation. **The return of the Fund for periods longer than a single day will be the result of its return for each day compounded over the period. The Fund’s returns for periods longer than a single day will very likely differ in amount, and possibly even direction, from the Fund’s stated multiple (1.25) times the return of the Long Bond for the same period. For periods longer than a single day, the Fund will lose money if the Long Bond’s performance is flat, and it is possible that the Fund will lose money even if the level of the Long Bond rises.** Longer holding periods, higher Long Bond volatility, and greater leveraged exposure each exacerbate the impact of compounding on an investor’s returns. During periods of higher Long Bond volatility, the volatility of the Long Bond may affect the Fund’s return as much as or more than the return of the Long Bond.

The Fund presents different risks than other types of funds. The Fund uses leverage and is riskier than similarly benchmarked funds that do not use leverage. The Fund may not be suitable for all investors and should be used only by knowledgeable investors who understand the consequences of seeking daily leveraged (1.25) investment results, including the impact of compounding on Fund performance. Investors in the Fund should actively manage and monitor their investments, as frequently as daily. An investor in the Fund could potentially lose the full principal value of their investment within a single day.

Investment Objective

The Fund seeks daily investment results, before fees and expenses, that correspond to one and one-quarter times (1.25) the daily performance of the Long Bond. **The Fund does not seek to achieve its stated investment objective over a period of time greater than a single day.**

Fees and Expenses of the Fund

The table below describes the fees and expenses that you may pay if you buy, hold, and sell shares of the Fund. You may pay other fees, such as brokerage commissions and other fees to financial intermediaries, which are not reflected in the tables and examples below.

Shareholder Fees

(fees paid directly from your investment)

Wire Fee \$10

Annual Fund Operating Expenses

(expenses that you pay each year as a percentage of the value of your investment)

	Investor Class	Service Class
Investment Advisory Fees	0.50%	0.50%
Distribution and Service (12b-1) Fees	0.00%	1.00%
Other Expenses	0.90%	0.90%
Total Annual Fund Operating Expenses¹	1.40%	2.40%

¹ ProFund Advisors LLC (“ProFund Advisors”) has contractually agreed to waive Investment Advisory and Management Services Fees and to reimburse Other Expenses to the extent Total Annual Fund Operating Expenses Before Fee Waivers and Expense Reimbursements, as a percentage of average daily net assets, exceed 1.70% for Investor Class shares and 2.70% for Service Class shares through November 30, 2021. After such date, the expense limitation may be terminated or revised by ProFund Advisors. Amounts waived or reimbursed in a particular contractual period may be recouped by ProFund Advisors within three years of the end of that contractual period, however, such recoupment will be limited to the lesser of any expense limitation in place at the time of recoupment or the expense limitation in place at the time of waiver or reimbursement.

Example: This example is intended to help you compare the cost of investing in the Fund with the cost of investing in other funds.

The example assumes that you invest \$10,000 in the Fund for the time periods indicated and then redeem all of your shares at the end of each period. The example also assumes that your investment has a 5% return each year and that the Fund’s operating expenses remain the same. Although your actual costs may be higher or lower, based on these assumptions your approximate costs would be:

	1Year	3Years	5Years	10Years
Investor Class	\$143	\$443	\$766	\$1,680
Service Class	\$243	\$748	\$1,280	\$2,736

The Fund pays transaction and financing costs associated with the purchase and sale of securities and derivatives. These costs are not reflected in the table or the example above.

Portfolio Turnover

The Fund pays transaction costs, such as commissions, when it buys and sells securities (or “turns over” its portfolio). A higher portfolio turnover rate may indicate higher transaction costs and may result in higher taxes when the Fund’s shares are held in a taxable account. These costs, which are not reflected in the Annual Fund Operating Expenses or in the example above, affect the Fund’s performance. During the most recent fiscal year, the Fund’s annual portfolio turnover rate was 392% of the average

value of its entire portfolio. This portfolio turnover rate is calculated without regard to cash instruments or derivatives transactions. If such transactions were included, the Fund's portfolio turnover rate would be significantly higher.

Principal Investment Strategies

The Fund invests in financial instruments that ProFund Advisors believes, in combination, should produce daily returns consistent with the Fund's investment objective.

The Fund will invest principally in the financial instruments set forth below. The Fund expects that its cash balances maintained in connection with the use of financial instruments will typically be held in money market instruments.

- **U.S. Government Debt Securities** — The Fund invests in U.S. government securities, which are issued by the U.S. government or one of its agencies or instrumentalities, including U.S. Treasury securities. Some, but not all, U.S. government securities are backed by the full faith and credit of the federal government. Other U.S. government securities are backed by the issuer's right to borrow from the U.S. Treasury and some are backed only by the credit of the issuing organization.
- **Derivatives** — The Fund invests in derivatives, which are financial instruments whose value is derived from the value of an underlying asset or assets, such as stocks, bonds, funds (including exchange-traded funds ("ETFs")), interest rates or indexes. The Fund invests in derivatives as a substitute for investing directly in debt in order to seek returns for a single day that are leveraged (1.25) to the returns of the Long Bond for that day. These derivatives principally include:
 - **Swap Agreements** — Contracts entered into primarily with major global financial institutions for a specified period ranging from a day to more than one year. In a standard "swap" transaction, two parties agree to exchange the return (or differentials in rates of return) earned or realized on particular predetermined investments or instruments. The gross return to be exchanged or "swapped" between the parties is calculated with respect to a "notional amount," e.g., the return on or change in value of a particular dollar amount invested in a "basket" of securities or an ETF representing a particular index.
 - **Futures Contracts** — Standardized contracts traded on, or subject to the rules of, an exchange that call for the future delivery of a specified quantity and type of asset at a specified time and place or, alternatively, may call for cash settlement.
- **Money Market Instruments** — The Fund invests in short-term cash instruments that have a remaining maturity of 397 days or less and exhibit high quality credit profiles, for example:
 - **U.S. Treasury Bills** — U.S. government securities that have initial maturities of one year or less, and are

supported by the full faith and credit of the U.S. government.

- **Repurchase Agreements** — Contracts in which a seller of securities, usually U.S. government securities or other money market instruments, agrees to buy the securities back at a specified time and price. Repurchase agreements are primarily used by the Fund as a short-term investment vehicle for cash positions.

ProFund Advisors uses a mathematical approach to investing. Using this approach, ProFund Advisors determines the type, quantity and mix of investment positions that it believes, in combination, the Fund should hold to produce daily returns consistent with the daily Fund's investment objective.

The Fund may invest in or gain exposure to only a representative sample of securities or to securities other than the Long Bond or in financial instruments, with the intent of obtaining exposure with aggregate characteristics similar to those of a multiple of the single day returns of the Long Bond. In managing the assets of the Fund, ProFund Advisors does not invest the assets of the Fund in securities or financial instruments based on ProFund Advisors' view of the investment merit of a particular security, instrument, or company, nor does it conduct conventional investment research or analysis or forecast market movement or trends. The Fund seeks to remain fully invested at all times in securities and/or financial instruments that, in combination, provide leveraged exposure to the single day returns of the Long Bond, consistent with its investment objective, without regard to market conditions, trends or direction. The Fund seeks investment results for a single day only, measured as the time the Fund calculates its NAV to the next time the Fund calculates its NAV, and not for any other period.

The Fund seeks to engage in daily rebalancing to position its portfolio so that its exposure to the Long Bond is consistent with the Fund's daily investment objective. The time and manner in which the Fund rebalances its portfolio may vary from day to day at the discretion of ProFund Advisors, depending on market conditions and other circumstances. The Long Bond's movements during the day will affect whether the Fund's portfolio needs to be rebalanced. For example, if the Long Bond has risen on a given day, net assets of the Fund should rise (assuming there were no share redemptions). As a result, the Fund's exposure will need to be increased. Conversely, if the Long Bond has fallen on a given day, net assets of the Fund should fall (assuming there were no shares issued). As a result, the Fund's exposure will need to be decreased.

Daily rebalancing and the compounding of each day's return over time means that the return of the Fund for a period longer than a single day will be the result of each day's returns compounded over the period, which will very likely differ in amount, and possibly even direction, from one and one-quarter times (1.25) the return of the Long Bond for the same period. The Fund will lose money if the Long Bond's performance is flat over time, and the Fund can lose money

regardless of the performance of the Long Bond, as a result of daily rebalancing, the Long Bond's volatility, compounding of each day's return and other factors. See "Principal Risks" below.

Please see "Investment Objectives, Principal Investment Strategies and Related Risks" in the Fund's Prospectus for additional details.

Principal Risks

You may lose the full principal value of your investment within a single day.

The principal risks described below are intended to provide information about the factors likely to have a significant adverse impact on the Fund's returns and consequently the value of an investment in the Fund. The risks are presented in an order intended to facilitate readability and their order does not imply that the realization of one risk is more likely to occur than another risk or likely to have a greater adverse impact than another risk.

- Risks Associated with the Use of Derivatives** — Investing in derivatives may be considered aggressive and may expose the Fund to greater risks and may result in larger losses or smaller gains than investing directly in the reference asset(s) underlying those derivatives. These risks include counterparty risk, liquidity risk and increased correlation risk. When the Fund uses derivatives, there may be imperfect correlation between the value of the reference asset(s) underlying the derivative (e.g., the Long Bond) and the derivative, which may prevent the Fund from achieving its investment objective. Because derivatives often require only a limited initial investment, the use of derivatives also may expose the Fund to losses in excess of those amounts initially invested. The Fund may use a combination of swaps on the Long Bond and swaps on an ETF that is designed to track the performance of the Long Bond. The performance of an ETF may not track the performance of the Long Bond due to embedded costs and other factors. Thus, to the extent the Fund invests in swaps that use an ETF as the reference asset, the Fund may be subject to greater correlation risk and may not achieve as high a degree of correlation with the Long Bond as it would if the Fund only used swaps on the Long Bond. Moreover, with respect to the use of swap agreements, if the Long Bond has a dramatic intraday move that causes a material decline in the Fund's net assets, the terms of a swap agreement between the Fund and its counterparty may permit the counterparty to immediately close out the transaction with the Fund. In that event, the Fund may be unable to enter into another swap agreement or invest in other derivatives to achieve the desired exposure consistent with the Fund's investment objective. This, in turn, may prevent the Fund from achieving its investment objective, even if the Long Bond reverses all or a

portion of its intraday move by the end of the day. As a result, the value of an investment in the Fund may change quickly and without warning. Any costs associated with using derivatives will also have the effect of lowering the Fund's return.

- Leverage Risk** — The Fund obtains investment exposure in excess of its assets in seeking to achieve its investment objective — a form of leverage — and will lose more money in market environments adverse to its daily objective than a similar fund that does not employ such leverage. The use of such leverage increases the risk of a total loss of an investor's investment. For example, because the Fund includes a multiplier of one and one-quarter times (1.25) the Long Bond, a single day movement in the Long Bond approaching 80% at any point in the day could result in the total loss of an investor's investment if that movement is contrary to the investment objective of the Fund, even if the Long Bond subsequently moves in an opposite direction, eliminating all or a portion of the earlier movement. This would be the case with any such single day movements in the Long Bond, even if the Long Bond maintains a level greater than zero at all times. In addition, the use of leverage may increase the volatility of the Fund and magnify any differences between the performance of the Fund and the Long Bond.
- Compounding Risk** — The Fund has a single day investment objective, and the Fund's performance for any other period is the result of its return for each day compounded over the period. The performance of the Fund for periods longer than a single day will very likely differ in amount, and possibly even direction, from one and one-quarter times (1.25) the daily return of the Long Bond for the same period, before accounting for fees and expenses. Compounding affects all investments, but has a more significant impact on a leveraged fund. This effect becomes more pronounced as Long Bond volatility and holding periods increase. Fund performance for a period longer than a single day can be estimated given any set of assumptions for the following factors: (a) Long Bond volatility; (b) Long Bond performance; (c) period of time; (d) financing rates associated with leveraged exposure; (e) other Fund expenses; and (f) dividends or interest paid with respect to securities in the Long Bond. The chart below illustrates the impact of two principal factors — Long Bond volatility and Long Bond performance — on Fund performance. The chart shows estimated Fund returns for a number of combinations of Long Bond volatility and Long Bond performance over a one-year period. Actual volatility, Long Bond and Fund performance may differ significantly from the chart below. Performance shown in the chart assumes: (a) no Fund expenses; and (b) borrowing/lending rates (to obtain leveraged exposure) of zero percent. If Fund

expenses and/or actual borrowing/lending rates were reflected, the Fund's performance would be different than shown.

Areas shaded darker represent those scenarios where the Fund can be expected to return less than one and one-quarter times (1.25) the performance of the Long Bond.

Estimated Fund Returns

Long Bond Performance		One Year Volatility Rate				
One Year Index	One and One-Quarter Times (1.25x) the One Year Long Bond	10%	25%	50%	75%	100%
-60%	-75.0%	-68.2%	-68.5%	-69.4%	-70.9%	-72.8%
-50%	-62.5%	-58.0%	-58.4%	-59.6%	-61.5%	-64.0%
-40%	-50.0%	-47.3%	-47.7%	-49.2%	-51.6%	-54.8%
-30%	-37.5%	-36.1%	-36.6%	-38.4%	-41.4%	-45.2%
-20%	-25.0%	-24.5%	-25.1%	-27.2%	-30.7%	-35.3%
-10%	-12.5%	-12.5%	-13.2%	-15.7%	-19.7%	-25.0%
0%	0.0%	-0.2%	-1.0%	-3.8%	-8.4%	-14.5%
10%	12.5%	12.5%	11.6%	8.3%	3.2%	-3.6%
20%	25.0%	25.4%	24.4%	20.8%	15.0%	7.4%
30%	37.5%	38.6%	37.5%	33.5%	27.1%	18.7%
40%	50.0%	52.0%	50.8%	46.5%	39.5%	30.3%
50%	62.5%	65.7%	64.4%	59.6%	52.0%	42.0%
60%	75.0%	79.7%	78.2%	73.1%	64.8%	53.9%

The foregoing table is intended to isolate the effect of Long Bond volatility and Long Bond performance on the return of the Fund and is not a representation of actual returns. For example, the Fund may incorrectly be expected to achieve a -25% return on a yearly basis if the Long Bond return were -20%, absent the effects of compounding. As the table shows, with Long Bond volatility of 50%, the Fund could be expected to return -27.2% under such a scenario. The Fund's actual returns may be significantly better or worse than the returns shown above as a result of any of the factors discussed above or in "Principal Risks — Correlation Risk" below.

The Long Bond's annualized historical volatility rate for the five-year period ended July 31, 2020 was 16.38%. The Long Bond's highest July to July volatility rate during the five-year period, as measured by the Ryan Labs On-The-Run 30 Year Treasury Index, was 27.35% (July 31, 2020). The Long Bond's annualized total return performance for the five-year period ended July 31, 2020, as measured by the Ryan Labs On-The-Run 30 Year Treasury Index, was 10.39%. Historical Long Bond volatility and performance are not indications of what the Long Bond volatility and performance will be in the future. The volatility of U.S. exchange-traded securities or instruments that reflect the value of the Long Bond may differ from the volatility of the Long Bond.

For additional graphs and charts demonstrating the effects of Long Bond volatility and Long Bond performance on the long-term performance of the Fund, see "Understanding the Risks and Long-Term Performance of Daily Objective Funds — The Impact of Compounding" in the Fund's Prospectus and "Special Note Regarding the Correlation Risks of Geared Funds" in the Fund's Statement of Additional Information.

- **Correlation Risk** — A number of factors may affect the Fund's ability to achieve a high degree of leveraged correlation with the Long Bond, and there is no guarantee that the Fund will achieve a high degree of leveraged correlation. Failure to achieve a high degree of leveraged correlation may prevent the Fund from achieving its investment objective, and the percentage change of the Fund's NAV each day may differ, perhaps significantly in amount, and possibly even direction, from one and one-quarter times (1.25) the percentage change of the Long Bond on such day.

In order to achieve a high degree of leveraged correlation with the Long Bond, the Fund seeks to rebalance its portfolio daily to keep exposure consistent with its investment objective. Being materially under- or overexposed to the Long Bond may prevent the Fund from achieving a high degree of leveraged correlation with the Long Bond and may expose the Fund to greater leverage risk. Market disruptions or closure, regulatory restrictions, market volatility, illiquidity in the markets for the financial instruments in which the Fund invests, and other factors will adversely affect the Fund's ability to adjust exposure to requisite levels. The target amount of portfolio exposure is impacted dynamically by the Long Bond's movements, including intraday movements. Because of this, it is unlikely that the Fund will have perfect leveraged (1.25) exposure during the day or at the end of each day and the likelihood of being materially under- or overexposed is higher on days when the Long Bond is volatile, particularly when the Long Bond is volatile at or near the close of the trading day.

A number of other factors may also adversely affect the Fund's leveraged correlation with the Long Bond, including fees, expenses, transaction costs, financing costs associated with the use of derivatives, income items, valuation methodology, accounting standards and disruptions or illiquidity in the markets for the financial instruments in which the Fund invests. The Fund may not have complete investment exposure to the Long Bond. In addition, the Fund may invest in financial instruments not included in the Long Bond. The Fund may take or refrain from taking positions in order to improve tax efficiency, comply with regulatory restrictions, or for other reasons, each of which may negatively affect the Fund's correlation with the Long Bond. The Fund may also be subject to large movements of assets into and out of the Fund, potentially resulting in the Fund being under- or overexposed to the Long Bond. Any of these factors could decrease correlation between the performance of the Fund and the Long Bond and may hinder

the Fund's ability to meet its daily investment objective on or around that day.

- **Rebalancing Risk** — If for any reason the Fund is unable to rebalance all or a portion of its portfolio, or if all or a portion of the portfolio is rebalanced incorrectly, the Fund's investment exposure may not be consistent with the Fund's investment objective. In these instances, the Fund may have investment exposure to the Long Bond that is significantly greater or less than its stated multiple. As a result, the Fund may be more exposed to leverage risk than if it had been properly rebalanced and may not achieve its investment objective.

- **Counterparty Risk** — Investing in derivatives and repurchase agreements involves entering into contracts with third parties (i.e., counterparties). The use of derivatives involves risks that are different from those associated with ordinary portfolio securities transactions. The Fund will be subject to credit risk (i.e., the risk that a counterparty is or is perceived to be unwilling or unable to make timely payments or otherwise meet its contractual obligations) with respect to the amount it expects to receive from counterparties to derivatives and repurchase agreements entered into by the Fund. If a counterparty becomes bankrupt or fails to perform its obligations, or if any collateral posted by the counterparty for the benefit of the Fund is insufficient or there are delays in the Fund's ability to access such collateral, the value of an investment in the Fund may decline.

The counterparty to a listed futures contract is the clearing organization for the listed future, which is held through a futures commission merchant ("FCM") acting on behalf of the Fund. Consequently, the counterparty risk on a listed futures contract is the creditworthiness of the FCM and the exchange's clearing corporation.

- **U.S. Treasury Market Risk** — The U.S. Treasury market can be volatile, and the value of instruments correlated with these markets may fluctuate dramatically from day to day. U.S. Treasury obligations may provide relatively lower returns than those of other securities. Similar to other debt instruments, U.S. Treasury obligations are subject to debt instrument risk and interest rate risk. In addition, changes to the financial condition or credit rating of the U.S. Government may cause the value of U.S. Treasury obligations to decline.
- **Debt Instrument Risk** — Debt instruments are subject to adverse issuer, political, regulatory, market and economic developments, as well as developments that affect specific economic sectors, industries or segments of the market. Debt markets can be volatile and the value of instruments correlated with these markets may fluctuate dramatically from day to day.
- **Interest Rate Risk** — Interest rate risk is the risk that debt instruments or related financial instruments may fluctuate in value due to changes in interest rates. A wide variety of factors

can cause interest rates to fluctuate (e.g., central bank monetary policies, inflation rates, general economic conditions, etc.). Commonly, investments subject to interest rate risk will decrease in value when interest rates rise and increase in value when interest rates decline. A rising interest rate environment may cause the value of debt instruments to decrease and adversely impact the liquidity of debt instruments. Without taking into account other factors, the value of securities with longer maturities typically fluctuates more in response to interest rate changes than securities with shorter maturities. These factors may cause the value of an investment in the Fund to change.

- **Natural Disaster/Epidemic Risk** — Natural or environmental disasters, such as earthquakes, fires, floods, hurricanes, tsunamis and other severe weather-related phenomena generally, and widespread disease, including pandemics and epidemics (for example, the novel coronavirus COVID-19), have been and can be highly disruptive to economies and markets and have recently led, and may continue to lead, to increased market volatility and significant market losses. Such natural disaster and health crises could exacerbate political, social, and economic risks, and result in significant breakdowns, delays, shutdowns, social isolation, and other disruptions to important global, local and regional supply chains affected, with potential corresponding results on the operating performance of the Fund and its investments. A climate of uncertainty and panic, including the contagion of infectious viruses or diseases, may adversely affect global, regional, and local economies and reduce the availability of potential investment opportunities, and increases the difficulty of performing due diligence and modeling market conditions, potentially reducing the accuracy of financial projections. Under these circumstances, the Fund may have difficulty achieving its investment objectives which may adversely impact Fund performance. Further, such events can be highly disruptive to economies and markets, significantly disrupt the operations of individual companies (including, but not limited to, the Fund's investment advisor, third party service providers, and counterparties), sectors, industries, markets, securities and commodity exchanges, currencies, interest and inflation rates, credit ratings, investor sentiment, and other factors affecting the value of the Fund's investments. These factors can cause substantial market volatility, exchange trading suspensions and closures, changes in the availability of and the margin requirements for certain instruments, and can impact the ability of the Fund to complete redemptions and otherwise affect Fund performance and Fund trading in the secondary market. A widespread crisis would also affect the global economy in ways that cannot necessarily be foreseen. How long such events will last and whether they will continue or recur cannot be predicted. Impacts from these could have a significant impact on the Fund's performance, resulting in losses to your investment.

- **Risk that Current Assumptions and Expectations Could Become Outdated As a Result of Global Economic Shock** — The onset of the novel coronavirus (COVID-19) has caused significant shocks to global financial markets and economies, with many governments taking extreme actions to slow and contain the spread of COVID-19. These actions have had, and likely will continue to have, a severe economic impact on global economies as economic activity in some instances has essentially ceased. Financial markets across the globe are experiencing severe distress at least equal to what was experienced during the global financial crisis in 2008. In March 2020, U.S. equity markets entered a bear market in the fastest such move in the history of U.S. financial markets. During much of 2020, the unemployment rate in the U.S. has been extremely high by historical standards. It is not possible to predict when unemployment and market conditions will return to more normal levels. The global economic shocks being experienced as of the date hereof may cause the underlying assumptions and expectations of the Fund to become outdated quickly or inaccurate, resulting in significant losses.
- **Non-Diversification Risk** — The Fund is classified as “non-diversified” under the Investment Company Act of 1940, as amended (“1940 Act”). This means it has the ability to invest a relatively high percentage of its assets in the securities of a small number of issuers or in financial instruments with a single counterparty or a few counterparties. This may increase the Fund’s volatility and increase the risk that the Fund’s performance will decline based on the performance of a single issuer or the credit of a single counterparty.
- **Active Investor Risk** — The Fund permits short-term trading of its securities. A significant portion of assets invested in the Fund may come from professional money managers and investors who use the Fund as part of active trading or tactical asset allocation strategies. These strategies often call for frequent trading to take advantage of anticipated changes in market conditions, which could increase portfolio turnover and may result in additional costs for the Fund. In addition, large movements of assets into and out of the Fund may have a negative impact on the Fund’s ability to achieve its investment objective or maintain a consistent level of operating expenses. In certain circumstances, the Fund’s expense ratio may vary from current estimates or the historical ratio disclosed in this Prospectus.
- **Early Close/Late Close/Trading Halt Risk** — An exchange or market may close early, close late or issue trading halts on specific securities or financial instruments. As a result, the ability to trade certain securities or financial instruments may be restricted, which may result in the Fund being unable to trade those and other related financial instruments at all. In these circumstances, the Fund may be unable to rebalance its portfolio, may be unable to accurately price its investments and/or may incur substantial trading losses.
- **Liquidity Risk** — In certain circumstances, such as the disruption of the orderly markets for the financial instruments in which the Fund invests, the Fund might not be able to acquire or dispose of certain holdings quickly or at prices that represent true market value in the judgment of ProFund Advisors. Markets for the financial instruments in which the Fund invests may be disrupted by a number of events, including but not limited to economic crises, political crises, health crises, natural disasters, excessive volatility, new legislation, or regulatory changes inside or outside of the U.S. For example, regulation limiting the ability of certain financial institutions to invest in certain financial instruments would likely reduce the liquidity of those instruments. These situations may prevent the Fund from limiting losses, realizing gains or achieving a high leveraged correlation with the Long Bond.
- **Portfolio Turnover Risk** — The Fund may incur high portfolio turnover to manage the Fund’s investment exposure. Additionally, active trading of the Fund’s shares may cause more frequent purchase and sales activities that could, in certain circumstances, increase the number of portfolio transactions. High levels of portfolio transactions increase brokerage and other transaction costs and may result in increased taxable capital gains. Each of these factors could have a negative impact on the performance of the Fund.
- **Tax Risk** — In order to qualify for the special tax treatment accorded a regulated investment company (“RIC”) and its shareholders, the Fund must derive at least 90% of its gross income for each taxable year from “qualifying income,” meet certain asset diversification tests at the end of each taxable quarter, and meet annual distribution requirements. The Fund’s pursuit of its investment strategies will potentially be limited by the Fund’s intention to qualify for such treatment and could adversely affect the Fund’s ability to so qualify. The Fund can make certain investments, the treatment of which for these purposes is unclear. If, in any year, the Fund were to fail to qualify for the special tax treatment accorded a RIC and its shareholders, and were ineligible to or were not to cure such failure, the Fund would be taxed in the same manner as an ordinary corporation subject to U.S. federal income tax on all its income at the fund level. The resulting taxes could substantially reduce the Fund’s net assets and the amount of income available for distribution. In addition, in order to requalify for taxation as a RIC, the Fund could be required to recognize unrealized gains, pay substantial taxes and interest, and make certain distributions. Please see the Statement of Additional Information for more information.
- **Valuation Risk** — In certain circumstances (e.g., if ProFund Advisors believes market quotations do not accurately reflect the fair value of an investment, or a trading halt closes an exchange or market early), ProFund Advisors may, in its sole discretion, choose to determine a fair value price as the basis for determining the market value of such investment for such

day. The fair value of an investment determined by ProFund Advisors may be different from other value determinations of the same investment. Portfolio investments that are valued using techniques other than market quotations, including “fair valued” investments, may be subject to greater fluctuation in their value from one day to the next than would be the case if market quotations were used. In addition, there is no assurance that the Fund could sell a portfolio investment for the value established for it at any time, and it is possible that the Fund would incur a loss because a portfolio investment is sold at a discount to its established value.

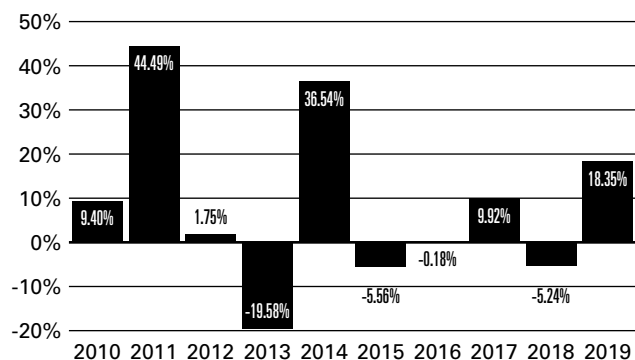
Please see “Investment Objectives, Principal Investment Strategies and Related Risks” in the Fund’s Prospectus for additional details.

Investment Results

The bar chart below shows how the Fund’s investment results for Investor Class shares have varied from year to year, and the table shows how the Fund’s average annual total returns for various periods compare with a broad measure of market performance. Performance for Service Class shares would differ to the extent their fees and expenses differ. This information provides some indication of the risks of investing in the Fund. In addition, the Fund’s performance information reflects applicable fee waivers and/or expense limitations, if any, in effect during the periods presented. Absent such fee waivers/expense limitations, if any, performance would have been lower. Past results (before and after taxes) are not predictive of future results. Updated

information on the Fund's results can be obtained by visiting the Fund's website (www.profund.com).

Annual Returns as of December 31



Best Quarter (ended 9/30/2011): **40.44%**

Worst Quarter (ended 12/31/2016): **-17.29%**

The year-to-date return as of the most recent quarter, which ended September 30, 2020, was 27.57%.

Average Annual Total Returns

As of December 31, 2019

	One Year	Five Years	Ten Years	Inception Date
Investor Class Shares				5/1/2002
– Before Taxes	18.35%	3.05%	7.46%	
– After Taxes on Distributions	17.93%	2.92%	7.35%	
– After Taxes on Distributions and Sale of Shares	10.85%	2.30%	6.01%	
Service Class Shares	17.18%	2.04%	6.36%	5/1/2002
Ryan Labs Returns Treasury Yield Curve 30 Year Index¹	16.57%	3.82%	7.24%	

¹ Reflects no deduction for fees, expenses or taxes.

Average annual total returns are shown on a before- and after-tax basis for Investor Class shares only. After-tax returns for Service Class shares will vary. After-tax returns are calculated using the historical highest individual federal marginal income tax rates and do not reflect the impact of state and local taxes. Actual after-tax returns depend on an investor's tax situation and may differ from those shown. After-tax returns shown are not relevant to investors who hold the Fund's shares through tax-deferred arrangements, such as a retirement account. After-tax returns may exceed the return before taxes due to a tax benefit from realizing a capital loss on a sale of shares.

Annual returns are required to be shown and should not be interpreted as suggesting that the Fund should or should not be held for longer periods of time.

Management

The Fund is advised by ProFund Advisors. Alexander Ilyasov, Senior Portfolio Manager, and Michelle Liu, Portfolio Manager, have jointly and primarily managed the Fund since April 2019 and December 2009, respectively.

Purchase and Sale of Fund Shares

The **minimum initial investment** amounts for all classes, which may be waived at the discretion of the Fund, are:

- \$5,000 for accounts that list a financial professional.
- \$15,000 for self-directed accounts.

You may purchase, redeem or exchange Fund shares on any day which the New York Stock Exchange is open for business. Depending on where your account is held, you may redeem your shares by contacting your financial professional or the Fund by mail, telephone, wire transfer or on-line (www.profund.com).

Tax Information

The Fund's distributions generally are taxable, and will be taxed as ordinary income, qualified dividend income or capital gains, unless you are investing through a tax-advantaged arrangement, such as a 401(k) plan or an individual retirement account. You may be taxed later upon withdrawal of monies from such tax-advantaged arrangements.

The Fund intends to distribute income, if any, and capital gains, if any, at least annually.

Payments to Broker-Dealers and Other Financial Intermediaries

If you purchase Fund shares through a financial intermediary, such as a broker-dealer or investment adviser, the Fund and its distributor may pay the intermediary for the sale of Fund shares and related services. These payments may create a conflict of interest by influencing the broker-dealer or other financial intermediary to recommend the Fund over another investment. Ask your financial intermediary or visit your financial intermediary's website for more information.

Important Information About the Fund

Utilities UltraSector ProFund (the “Fund”) seeks daily investment results, before fees and expenses, that correspond to one and one-half times (1.5x) the return of the Dow Jones U.S. UtilitiesSM Index (the “Index”) **for a single day**, not for any other period. A “single day” is measured from the time the Fund calculates its net asset value (“NAV”) to the time of the Fund’s next NAV calculation. **The return of the Fund for periods longer than a single day will be the result of its return for each day compounded over the period. The Fund’s returns for periods longer than a single day will very likely differ in amount, and possibly even direction, from the Fund’s stated multiple (1.5x) times the return of the Index for the same period. For periods longer than a single day, the Fund will lose money if the Index’s performance is flat, and it is possible that the Fund will lose money even if the level of the Index rises.** Longer holding periods, higher Index volatility, and greater leveraged exposure each exacerbate the impact of compounding on an investor’s returns. During periods of higher Index volatility, the volatility of the Index may affect the Fund’s return as much as or more than the return of the Index.

The Fund presents different risks than other types of funds. The Fund uses leverage and is riskier than similarly benchmarked funds that do not use leverage. The Fund may not be suitable for all investors and should be used only by knowledgeable investors who understand the consequences of seeking daily leveraged (1.5x) investment results, including the impact of compounding on Fund performance. Investors in the Fund should actively manage and monitor their investments, as frequently as daily. An investor in the Fund could potentially lose the full principal value of their investment within a single day.

Investment Objective

The Fund seeks daily investment results, before fees and expenses, that correspond to one and one-half times (1.5x) the daily performance of the Index. **The Fund does not seek to achieve its stated investment objective over a period of time greater than a single day.**

Fees and Expenses of the Fund

The table below describes the fees and expenses that you may pay if you buy, hold, and sell shares of the Fund. You may pay other fees, such as brokerage commissions and other fees to financial intermediaries, which are not reflected in the tables and examples below.

Shareholder Fees

(fees paid directly from your investment)

Wire Fee \$10

Annual Fund Operating Expenses

(expenses that you pay each year as a percentage of the value of your investment)

	Investor Class	Service Class
Investment Advisory Fees	0.75%	0.75%
Distribution and Service (12b-1) Fees	0.00%	1.00%
Other Expenses	0.98%	0.98%
Total Annual Fund Operating Expenses¹	1.73%	2.73%

¹ ProFund Advisors LLC (“ProFund Advisors”) has contractually agreed to waive Investment Advisory and Management Services Fees and to reimburse Other Expenses to the extent Total Annual Fund Operating Expenses Before Fee Waivers and Expense Reimbursements, as a percentage of average daily net assets, exceed 1.95% for Investor Class shares and 2.95% for Service Class shares through November 30, 2021. After such date, the expense limitation may be terminated or revised by ProFund Advisors. Amounts waived or reimbursed in a particular contractual period may be recouped by ProFund Advisors within three years of the end of that contractual period, however, such recoupment will be limited to the lesser of any expense limitation in place at the time of recoupment or the expense limitation in place at the time of waiver or reimbursement.

Example: This example is intended to help you compare the cost of investing in the Fund with the cost of investing in other funds.

The example assumes that you invest \$10,000 in the Fund for the time periods indicated and then redeem all of your shares at the end of each period. The example also assumes that your investment has a 5% return each year and that the Fund’s operating expenses remain the same. Although your actual costs may be higher or lower, based on these assumptions your approximate costs would be:

	1Year	3Years	5Years	10Years
Investor Class	\$176	\$545	\$939	\$2,041
Service Class	\$276	\$847	\$1,445	\$3,061

The Fund pays transaction and financing costs associated with the purchase and sale of securities and derivatives. These costs are not reflected in the table or the example above.

Portfolio Turnover

The Fund pays transaction costs, such as commissions, when it buys and sells securities (or “turns over” its portfolio). A higher portfolio turnover rate may indicate higher transaction costs and may result in higher taxes when the Fund’s shares are held in a taxable account. These costs, which are not reflected in the Annual Fund Operating Expenses or in the example above, affect the Fund’s performance. During the most recent fiscal year, the

Fund's annual portfolio turnover rate was 368% of the average value of its entire portfolio. This portfolio turnover rate is calculated without regard to cash instruments or derivatives transactions. If such transactions were included, the Fund's portfolio turnover rate would be significantly higher.

Principal Investment Strategies

The Fund invests in financial instruments that ProFund Advisors believes, in combination, should produce daily returns consistent with the Fund's investment objective.

The Index is constructed and maintained by S&P Dow Jones Indices LLC. The Index seeks to measure the performance of certain companies in the utilities industry of the U.S. equity market. Component companies include, among others, electric utilities, gas utilities, multi-utilities and water utilities. The Index is published under the Bloomberg ticker symbol "DJUSUT."

The Fund will invest principally in the financial instruments set forth below. The Fund expects that its cash balances maintained in connection with the use of financial instruments will typically be held in money market instruments.

- **Equity Securities** — The Fund invests in common stock issued by public companies.
- **Derivatives** — The Fund invests in derivatives, which are financial instruments whose value is derived from the value of an underlying asset or assets, such as stocks, bonds, funds (including exchange-traded funds ("ETFs")), interest rates or indexes. The Fund invests in derivatives as a substitute for investing directly in securities in order to seek returns for a single day that are leveraged (1.5x) to the returns of the Index for that day. These derivatives principally include:
 - **Swap Agreements** — Contracts entered into primarily with major global financial institutions for a specified period ranging from a day to more than one year. In a standard "swap" transaction, two parties agree to exchange the return (or differentials in rates of return) earned or realized on particular predetermined investments or instruments. The gross return to be exchanged or "swapped" between the parties is calculated with respect to a "notional amount," e.g., the return on or change in value of a particular dollar amount invested in a "basket" of securities or an ETF representing a particular index.
- **Money Market Instruments** — The Fund invests in short-term cash instruments that have a remaining maturity of 397 days or less and exhibit high quality credit profiles, for example:
 - **U.S. Treasury Bills** — U.S. government securities that have initial maturities of one year or less, and are supported by the full faith and credit of the U.S. government.
 - **Repurchase Agreements** — Contracts in which a seller of securities, usually U.S. government securities or other

money market instruments, agrees to buy the securities back at a specified time and price. Repurchase agreements are primarily used by the Fund as a short-term investment vehicle for cash positions.

ProFund Advisors uses a mathematical approach to investing. Using this approach, ProFund Advisors determines the type, quantity and mix of investment positions that it believes, in combination, the Fund should hold to produce daily returns consistent with the daily Fund's investment objective. The Fund may invest in or gain exposure to only a representative sample of the securities in the Index or to securities not contained in the Index or in financial instruments, with the intent of obtaining exposure with aggregate characteristics similar to those of a multiple of the single day returns of the Index. In managing the assets of the Fund, ProFund Advisors does not invest the assets of the Fund in securities or financial instruments based on ProFund Advisors' view of the investment merit of a particular security, instrument, or company, nor does it conduct conventional investment research or analysis or forecast market movement or trends. The Fund seeks to remain fully invested at all times in securities and/or financial instruments that, in combination, provide leveraged exposure to the single day returns of the Index, consistent with its investment objective, without regard to market conditions, trends or direction. The Fund seeks investment results for a single day only, measured as the time the Fund calculates its NAV to the next time the Fund calculates its NAV, and not for any other period.

The Fund seeks to engage in daily rebalancing to position its portfolio so that its exposure to the Index is consistent with the Fund's daily investment objective. The time and manner in which the Fund rebalances its portfolio may vary from day to day at the discretion of ProFund Advisors, depending on market conditions and other circumstances. The Index's movements during the day will affect whether the Fund's portfolio needs to be rebalanced. For example, if the Index has risen on a given day, net assets of the Fund should rise (assuming there were no share redemptions). As a result, the Fund's exposure will need to be increased. Conversely, if the Index has fallen on a given day, net assets of the Fund should fall (assuming there were no shares issued). As a result, the Fund's exposure will need to be decreased.

Daily rebalancing and the compounding of each day's return over time means that the return of the Fund for a period longer than a single day will be the result of each day's returns compounded over the period, which will very likely differ in amount, and possibly even direction, from one and one-half times (1.5x) the return of the Index for the same period. The Fund will lose money if the Index's performance is flat over time, and the Fund can lose money regardless of the performance of the Index, as a result of daily rebalancing, the Index's volatility, compounding of each day's return and other factors. See "Principal Risks" below.

The Fund will concentrate or focus its investments in a particular industry or group of industries to approximately the same extent the Index is so concentrated or focused. As of July 31, 2020, the Index was concentrated in the utilities industry group.

Please see “Investment Objectives, Principal Investment Strategies and Related Risks” in the Fund’s Prospectus for additional details.

Principal Risks

You may lose the full principal value of your investment within a single day.

The principal risks described below are intended to provide information about the factors likely to have a significant adverse impact on the Fund’s returns and consequently the value of an investment in the Fund. The risks are presented in an order intended to facilitate readability and their order does not imply that the realization of one risk is more likely to occur than another risk or likely to have a greater adverse impact than another risk.

- Risks Associated with the Use of Derivatives** — Investing in derivatives may be considered aggressive and may expose the Fund to greater risks and may result in larger losses or smaller gains than investing directly in the reference asset(s) underlying those derivatives. These risks include counterparty risk, liquidity risk and increased correlation risk. When the Fund uses derivatives, there may be imperfect correlation between the value of the reference asset(s) underlying the derivative (e.g., the Index) and the derivative, which may prevent the Fund from achieving its investment objective. Because derivatives often require only a limited initial investment, the use of derivatives also may expose the Fund to losses in excess of those amounts initially invested. The Fund may use a combination of swaps on the Index and swaps on an ETF that is designed to track the performance of the Index. The performance of an ETF may not track the performance of the Index due to embedded costs and other factors. Thus, to the extent the Fund invests in swaps that use an ETF as the reference asset, the Fund may be subject to greater correlation risk and may not achieve as high a degree of correlation with the Index as it would if the Fund only used swaps on the Index. Moreover, with respect to the use of swap agreements, if the Index has a dramatic intraday move that causes a material decline in the Fund’s net assets, the terms of a swap agreement between the Fund and its counterparty may permit the counterparty to immediately close out the transaction with the Fund. In that event, the Fund may be unable to enter into another swap agreement or invest in other derivatives to achieve the desired exposure consistent with the Fund’s investment objective. This, in turn, may prevent the Fund from achieving its investment objective, even if the Index reverses all or a portion of its intraday move by the end of the day. As a result, the value of an investment in the Fund may change

quickly and without warning. Any costs associated with using derivatives will also have the effect of lowering the Fund’s return.

- Leverage Risk** — The Fund obtains investment exposure in excess of its assets in seeking to achieve its investment objective — a form of leverage — and will lose more money in market environments adverse to its daily objective than a similar fund that does not employ such leverage. The use of such leverage increases the risk of a total loss of an investor’s investment. For example, because the Fund includes a multiplier of one and one-half times (1.5x) the Index, a single day movement in the Index approaching 67% at any point in the day could result in the total loss of an investor’s investment if that movement is contrary to the investment objective of the Fund, even if the Index subsequently moves in an opposite direction, eliminating all or a portion of the earlier movement. This would be the case with any such single day movements in the Index, even if the Index maintains a level greater than zero at all times. In addition, the use of leverage may increase the volatility of the Fund and magnify any differences between the performance of the Fund and the Index.
- Compounding Risk** — The Fund has a single day investment objective, and the Fund’s performance for any other period is the result of its return for each day compounded over the period. The performance of the Fund for periods longer than a single day will very likely differ in amount, and possibly even direction, from one and one-half times (1.5x) the daily return of the Index for the same period, before accounting for fees and expenses. Compounding affects all investments, but has a more significant impact on a leveraged fund. This effect becomes more pronounced as Index volatility and holding periods increase. Fund performance for a period longer than a single day can be estimated given any set of assumptions for the following factors: (a) Index volatility; (b) Index performance; (c) period of time; (d) financing rates associated with leveraged exposure; (e) other Fund expenses; and (f) dividends or interest paid with respect to securities in the Index. The chart below illustrates the impact of two principal factors — Index volatility and Index performance — on Fund performance. The chart shows estimated Fund returns for a number of combinations of Index volatility and Index performance over a one-year period. Actual volatility, Index and Fund performance may differ significantly from the chart below. Performance shown in the chart assumes: (a) no dividends paid with respect to securities included in the Index; (b) no Fund expenses; and (c) borrowing/lending rates (to obtain leveraged exposure) of zero percent. If Fund expenses and/or actual borrowing/lending rates were reflected, the Fund’s performance would be different than shown.

Areas shaded darker represent those scenarios where the Fund can be expected to return less than one and one-half times (1.5x) the performance of the Index.

Estimated Fund Returns

Index Performance		One Year Volatility Rate				
One Year Index	One and One-Half Times (1.5x) the One Year Index	10%	25%	50%	75%	100%
-60%	-90.0%	-74.8%	-75.3%	-77.0%	-79.5%	-82.6%
-50%	-75.0%	-64.8%	-65.5%	-67.8%	-71.4%	-75.7%
-40%	-60.0%	-53.7%	-54.6%	-57.7%	-62.4%	-68.1%
-30%	-45.0%	-41.7%	-42.8%	-46.7%	-52.6%	-59.7%
-20%	-30.0%	-28.7%	-30.1%	-34.8%	-42.1%	-50.8%
-10%	-15.0%	-14.9%	-16.6%	-22.3%	-30.9%	-41.3%
0%	0.0%	-0.4%	-2.3%	-8.9%	-19.0%	-31.3%
10%	15.0%	14.9%	12.7%	5.0%	-6.6%	-20.7%
20%	30.0%	31.0%	28.4%	19.7%	6.5%	-9.7%
30%	45.0%	47.7%	44.8%	35.0%	20.0%	1.9%
40%	60.0%	65.0%	61.8%	50.8%	34.1%	13.8%
50%	75.0%	83.0%	79.5%	67.3%	48.8%	26.3%
60%	90.0%	101.6%	97.9%	84.3%	63.9%	39.1%

The foregoing table is intended to isolate the effect of Index volatility and Index performance on the return of the Fund and is not a representation of actual returns. For example, the Fund may incorrectly be expected to achieve a -30% return on a yearly basis if the Index return were -20%, absent the effects of compounding. As the table shows, with Index volatility of 50%, the Fund could be expected to return -34.8% under such a scenario. The Fund's actual returns may be significantly better or worse than the returns shown above as a result of any of the factors discussed above or in "Principal Risks — Correlation Risk" below.

The Index's annualized historical volatility rate for the five-year period ended July 31, 2020 was 21.04%. The Index's highest July to July volatility rate during the five-year period was 37.94% (July 31, 2020). The Index's annualized total return performance for the five-year period ended July 31, 2020 was 10.36%. Historical Index volatility and performance are not indications of what the Index volatility and performance will be in the future. The volatility of U.S. exchange-traded securities or instruments that reflect the value of the Index may differ from the volatility of the Index.

For additional graphs and charts demonstrating the effects of Index volatility and Index performance on the long-term performance of the Fund, see "Understanding the Risks and Long-Term Performance of Daily Objective Funds — The Impact of Compounding" in the Fund's Prospectus and "Special Note Regarding the Correlation Risks of Geared Funds" in the Fund's Statement of Additional Information.

- **Correlation Risk** — A number of factors may affect the Fund's ability to achieve a high degree of leveraged correlation with the Index, and there is no guarantee that the Fund will achieve a high degree of leveraged correlation. Failure to achieve a high degree of leveraged correlation may prevent the Fund from achieving its investment objective, and the percentage change of the Fund's NAV each day may differ, perhaps significantly in amount, and possibly even direction, from one and one-half times (1.5x) the percentage change of the Index on such day.

In order to achieve a high degree of leveraged correlation with the Index, the Fund seeks to rebalance its portfolio daily to keep exposure consistent with its investment objective. Being materially under- or overexposed to the Index may prevent the Fund from achieving a high degree of leveraged correlation with the Index and may expose the Fund to greater leverage risk. Market disruptions or closure, regulatory restrictions, market volatility, illiquidity in the markets for the financial instruments in which the Fund invests, and other factors will adversely affect the Fund's ability to adjust exposure to requisite levels. The target amount of portfolio exposure is impacted dynamically by the Index's movements, including intraday movements. Because of this, it is unlikely that the Fund will have perfect leveraged (1.5x) exposure during the day or at the end of each day and the likelihood of being materially under- or overexposed is higher on days when the Index is volatile, particularly when the Index is volatile at or near the close of the trading day.

A number of other factors may also adversely affect the Fund's leveraged correlation with the Index, including fees, expenses, transaction costs, financing costs associated with the use of derivatives, income items, valuation methodology, accounting standards and disruptions or illiquidity in the markets for the securities or financial instruments in which the Fund invests. The Fund may not have investment exposure to all of the securities in the Index, or its weighting of investment exposure to securities may be different from that of the Index. In addition, the Fund may invest in securities not included in the Index. The Fund may take or refrain from taking positions in order to improve tax efficiency, comply with regulatory restrictions, or for other reasons, each of which may negatively affect the Fund's correlation with the Index. The Fund may also be subject to large movements of assets into and out of the Fund, potentially resulting in the Fund being under- or overexposed to the Index and may be impacted by Index reconstitutions and Index rebalancing events. Additionally, the Fund's underlying investments and/or reference assets may trade on markets that may not be open on the same day as the Fund, which may cause a difference between the changes in the daily performance of the Fund and changes in the level of the Index. Any of these factors could decrease correlation between the performance of the Fund

and the Index and may hinder the Fund's ability to meet its daily investment objective on or around that day.

- **Rebalancing Risk** — If for any reason the Fund is unable to rebalance all or a portion of its portfolio, or if all or a portion of the portfolio is rebalanced incorrectly, the Fund's investment exposure may not be consistent with the Fund's investment objective. In these instances, the Fund may have investment exposure to the Index that is significantly greater or less than its stated multiple. As a result, the Fund may be more exposed to leverage risk than if it had been properly rebalanced and may not achieve its investment objective.
- **Counterparty Risk** — Investing in derivatives and repurchase agreements involves entering into contracts with third parties (i.e., counterparties). The use of derivatives involves risks that are different from those associated with ordinary portfolio securities transactions. The Fund will be subject to credit risk (i.e., the risk that a counterparty is or is perceived to be unwilling or unable to make timely payments or otherwise meet its contractual obligations) with respect to the amount it expects to receive from counterparties to derivatives and repurchase agreements entered into by the Fund. If a counterparty becomes bankrupt or fails to perform its obligations, or if any collateral posted by the counterparty for the benefit of the Fund is insufficient or there are delays in the Fund's ability to access such collateral, the value of an investment in the Fund may decline.
- **Utilities Industry Risk** — The risks of investments in the industry include: review and limitation of rates by governmental regulatory commissions; the fact that the value of regulated utility debt instruments (and, to a lesser extent, equity securities) tends to have an inverse relationship to the movement of interest rates; the risk that utilities may engage in riskier ventures where they have little or no experience; as deregulation allows utilities to diversify outside of their original geographic regions and their traditional lines of business and greater competition as a result of deregulation, which may adversely affect profitability due to lower operating margins, higher costs and diversification into unprofitable business lines.
- **Equity and Market Risk** — Equity markets are volatile, and the value of securities, swaps, futures and other instruments correlated with equity markets may fluctuate dramatically from day to day. Equity markets are subject to corporate, political, regulatory, market and economic developments, as well as developments that impact specific economic sectors, industries or segments of the market. Further, stocks in the Index may underperform other equity investments. Volatility in the markets and/or market developments may cause the value of an investment in the Fund to decrease over short or long periods of time.
- **Concentration and Focused Investing** — The Index may concentrate (i.e., composed of securities that represent 25 percent or more of the value of the Index) or focus (i.e., composed of securities that represent a substantial portion of its value, but less than 25 percent) in an industry or group of industries. The Fund will allocate its investments to approximately the same extent as the Index. As a result, the Fund may be subject to greater market fluctuations than a fund that is more broadly invested across industries. Financial, economic, business, regulatory conditions, and other developments affecting issuers in a particular industry or group of industries will have a greater effect on the Fund, and if securities of the particular industry or group of industries as a group fall out of favor, the Fund could underperform, or its net asset value may be more volatile than, funds that have greater industry diversification.
- **Exposure to Large-Cap Company Investment Risk** — Although returns on investments in large-cap companies are often perceived as being less volatile than the returns of companies with smaller market capitalizations, the return on large-cap securities could trail the returns on investments in smaller and mid-sized companies for a number of reasons. For example, large-cap companies may be unable to respond quickly to new competitive challenges, such as changes in technology, and also may not be able to attain the high growth rate of successful smaller companies.
- **Natural Disaster/Epidemic Risk** — Natural or environmental disasters, such as earthquakes, fires, floods, hurricanes, tsunamis and other severe weather-related phenomena generally, and widespread disease, including pandemics and epidemics (for example, the novel coronavirus COVID-19), have been and can be highly disruptive to economies and markets and have recently led, and may continue to lead, to increased market volatility and significant market losses. Such natural disaster and health crises could exacerbate political, social, and economic risks, and result in significant breakdowns, delays, shutdowns, social isolation, and other disruptions to important global, local and regional supply chains affected, with potential corresponding results on the operating performance of the Fund and its investments. A climate of uncertainty and panic, including the contagion of infectious viruses or diseases, may adversely affect global, regional, and local economies and reduce the availability of potential investment opportunities, and increases the difficulty of performing due diligence and modeling market conditions, potentially reducing the accuracy of financial projections. Under these circumstances, the Fund may have difficulty achieving its investment objectives which may adversely impact Fund performance. Further, such events can be highly disruptive to economies and markets, significantly disrupt the operations of individual companies (including, but not limited to, the Fund's investment advisor, third party service providers, and counterparties), sectors, industries, markets, securities and commodity exchanges, currencies, interest and inflation rates, credit ratings, investor sentiment, and other factors affecting the value of the Fund's investments. These factors can cause

substantial market volatility, exchange trading suspensions and closures, changes in the availability of and the margin requirements for certain instruments, and can impact the ability of the Fund to complete redemptions and otherwise affect Fund performance and Fund trading in the secondary market. A widespread crisis would also affect the global economy in ways that cannot necessarily be foreseen. How long such events will last and whether they will continue or recur cannot be predicted. Impacts from these could have a significant impact on the Fund's performance, resulting in losses to your investment.

• **Risk that Current Assumptions and Expectations Could Become Outdated As a Result of Global Economic Shock** —

The onset of the novel coronavirus (COVID-19) has caused significant shocks to global financial markets and economies, with many governments taking extreme actions to slow and contain the spread of COVID-19. These actions have had, and likely will continue to have, a severe economic impact on global economies as economic activity in some instances has essentially ceased. Financial markets across the globe are experiencing severe distress at least equal to what was experienced during the global financial crisis in 2008. In March 2020, U.S. equity markets entered a bear market in the fastest such move in the history of U.S. financial markets. During much of 2020, the unemployment rate in the U.S. has been extremely high by historical standards. It is not possible to predict when unemployment and market conditions will return to more normal levels. The global economic shocks being experienced as of the date hereof may cause the underlying assumptions and expectations of the Fund to become outdated quickly or inaccurate, resulting in significant losses.

• **Non-Diversification Risk** — The Fund is classified as “non-diversified” under the Investment Company Act of 1940, as amended (“1940 Act”). This means it has the ability to invest a relatively high percentage of its assets in the securities of a small number of issuers or in financial instruments with a single counterparty or a few counterparties. This may increase the Fund's volatility and increase the risk that the Fund's performance will decline based on the performance of a single issuer or the credit of a single counterparty.

• **Index Performance Risk** — The Index maintained by a third party provider unaffiliated with the Fund or ProFund Advisors. There can be no guarantee or assurance that the methodology used by the third party provider to create the Index will result in the Fund achieving positive returns. Further, there can be no guarantee that the methodology underlying the Index or the daily calculation of the Index will be free from error. It is also possible that the value of the Index may be subject to intentional manipulation by third-party market participants. The Index used by the Fund may underperform other asset classes and may underperform other similar indices. Each of these factors could have a negative impact on the performance of the Fund.

• **Active Investor Risk** — The Fund permits short-term trading of its securities. A significant portion of assets invested in the Fund may come from professional money managers and investors who use the Fund as part of active trading or tactical asset allocation strategies. These strategies often call for frequent trading to take advantage of anticipated changes in market conditions, which could increase portfolio turnover and may result in additional costs for the Fund. In addition, large movements of assets into and out of the Fund may have a negative impact on the Fund's ability to achieve its investment objective or maintain a consistent level of operating expenses. In certain circumstances, the Fund's expense ratio may vary from current estimates or the historical ratio disclosed in this Prospectus.

• **Early Close/Late Close/Trading Halt Risk** — An exchange or market may close early, close late or issue trading halts on specific securities or financial instruments. As a result, the ability to trade certain securities or financial instruments may be restricted, which may result in the Fund being unable to trade those and other related financial instruments at all. In these circumstances, the Fund may be unable to rebalance its portfolio, may be unable to accurately price its investments and/or may incur substantial trading losses.

• **Liquidity Risk** — In certain circumstances, such as the disruption of the orderly markets for the financial instruments in which the Fund invests, the Fund might not be able to acquire or dispose of certain holdings quickly or at prices that represent true market value in the judgment of ProFund Advisors. Markets for the financial instruments in which the Fund invests may be disrupted by a number of events, including but not limited to economic crises, political crises, health crises, natural disasters, excessive volatility, new legislation, or regulatory changes inside or outside of the U.S. For example, regulation limiting the ability of certain financial institutions to invest in certain financial instruments would likely reduce the liquidity of those instruments. These situations may prevent the Fund from limiting losses, realizing gains or achieving a high leveraged correlation with the Index.

• **Portfolio Turnover Risk** — The Fund may incur high portfolio turnover to manage the Fund's investment exposure. Additionally, active trading of the Fund's shares may cause more frequent purchase and sales activities that could, in certain circumstances, increase the number of portfolio transactions. High levels of portfolio transactions increase brokerage and other transaction costs and may result in increased taxable capital gains. Each of these factors could have a negative impact on the performance of the Fund.

• **Tax Risk** — In order to qualify for the special tax treatment accorded a regulated investment company (“RIC”) and its shareholders, the Fund must derive at least 90% of its gross income for each taxable year from “qualifying income,” meet certain asset diversification tests at the end of each taxable quarter, and meet annual distribution requirements. The

Fund's pursuit of its investment strategies will potentially be limited by the Fund's intention to qualify for such treatment and could adversely affect the Fund's ability to so qualify. The Fund can make certain investments, the treatment of which for these purposes is unclear. If, in any year, the Fund were to fail to qualify for the special tax treatment accorded a RIC and its shareholders, and were ineligible to or were not to cure such failure, the Fund would be taxed in the same manner as an ordinary corporation subject to U.S. federal income tax on all its income at the fund level. The resulting taxes could substantially reduce the Fund's net assets and the amount of income available for distribution. In addition, in order to requalify for taxation as a RIC, the Fund could be required to recognize unrealized gains, pay substantial taxes and interest, and make certain distributions. Please see the Statement of Additional Information for more information.

- **Valuation Risk** — In certain circumstances (e.g., if ProFund Advisors believes market quotations do not accurately reflect the fair value of an investment, or a trading halt closes an exchange or market early), ProFund Advisors may, in its sole discretion, choose to determine a fair value price as the basis for determining the market value of such investment for such day. The fair value of an investment determined by ProFund Advisors may be different from other value determinations of the same investment. Portfolio investments that are valued using techniques other than market quotations, including "fair valued" investments, may be subject to greater fluctuation in their value from one day to the next than would be the case if market quotations were used. In addition, there is no assurance that the Fund could sell a portfolio investment for the value established for it at any time, and it is possible that the Fund would incur a loss because a portfolio investment is sold at a discount to its established value.

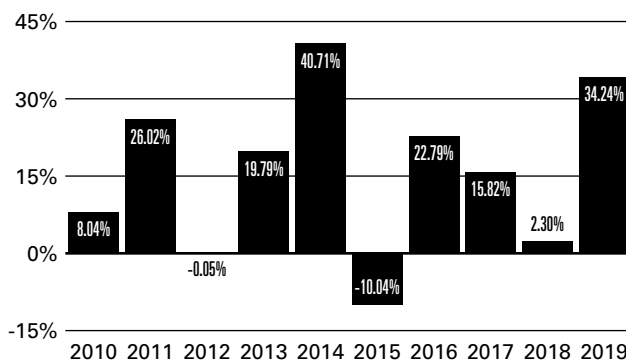
Please see "Investment Objectives, Principal Investment Strategies and Related Risks" in the Fund's Prospectus for additional details.

Investment Results

The bar chart below shows how the Fund's investment results for Investor Class shares have varied from year to year, and the table shows how the Fund's average annual total returns for various periods compare with different broad measures of market performance. Performance for Service Class shares would differ to the extent their fees and expenses differ. This information provides some indication of the risks of investing in the Fund. In addition, the Fund's performance information reflects applicable fee waivers and/or expense limitations, if any, in effect during the periods presented. Absent such fee waivers/expense

limitations, if any, performance would have been lower. Past results (before and after taxes) are not predictive of future results. Updated information on the Fund's results can be obtained by visiting the Fund's website (www.profund.com).

Annual Returns as of December 31



Best Quarter (ended 3/31/2016): **23.45%**

Worst Quarter (ended 6/30/2015): **-9.91%**

The year-to-date return as of the most recent quarter, which ended September 30, 2020, was -17.47%.

Average Annual Total Returns

As of December 31, 2019

	One Year	Five Years	Ten Years	Inception Date
Investor Class Shares				7/26/2000
– Before Taxes	34.24%	11.93%	14.96%	
– After Taxes on Distributions	33.70%	11.65%	14.66%	
– After Taxes on Distributions and Sale of Shares	20.65%	9.48%	12.61%	
Service Class Shares	33.02%	10.83%	13.83%	7/26/2000
S&P 500^{®1}	31.49%	11.70%	13.56%	
Dow Jones U.S. UtilitiesSM Index¹	24.94%	10.36%	12.19%	

1 Reflects no deduction for fees, expenses or taxes. Adjusted to reflect the reinvestment of dividends paid by issuers in the Index.

Average annual total returns are shown on a before- and after-tax basis for Investor Class shares only. After-tax returns for Service Class shares will vary. After-tax returns are calculated using the historical highest individual federal marginal income tax rates and do not reflect the impact of state and local taxes. Actual after-tax returns depend on an investor's tax situation and may differ from those shown. After-tax returns shown are not relevant to investors who hold the Fund's shares through tax-deferred

arrangements, such as a retirement account. After-tax returns may exceed the return before taxes due to a tax benefit from realizing a capital loss on a sale of shares.

Annual returns are required to be shown and should not be interpreted as suggesting that the Fund should or should not be held for longer periods of time.

Management

The Fund is advised by ProFund Advisors. Michael Neches, Senior Portfolio Manager, and Tarak Davé, Portfolio Manager, have jointly and primarily managed the Fund since October 2013 and April 2018, respectively.

Purchase and Sale of Fund Shares

The **minimum initial investment** amounts for all classes, which may be waived at the discretion of the Fund, are:

- \$5,000 for accounts that list a financial professional.
- \$15,000 for self-directed accounts.

You may purchase, redeem or exchange Fund shares on any day which the New York Stock Exchange is open for business. Depending on where your account is held, you may redeem your shares by contacting your financial professional or the Fund by mail, telephone, wire transfer or on-line (www.profund.com).

Tax Information

The Fund's distributions generally are taxable, and will be taxed as ordinary income, qualified dividend income or capital gains, unless you are investing through a tax-advantaged arrangement, such as a 401(k) plan or an individual retirement account. You may be taxed later upon withdrawal of monies from such tax-advantaged arrangements.

The Fund intends to distribute income, if any, and capital gains, if any, at least annually.

Payments to Broker-Dealers and Other Financial Intermediaries

If you purchase Fund shares through a financial intermediary, such as a broker-dealer or investment adviser, the Fund and its distributor may pay the intermediary for the sale of Fund shares and related services. These payments may create a conflict of interest by influencing the broker-dealer or other financial intermediary to recommend the Fund over another investment. Ask your financial intermediary or visit your financial intermediary's website for more information.

Investment Objectives, Principal Investment Strategies and Related Risks

For ease of use, each fund has been categorized as indicated in the table below. An investor may find it helpful to review the categorizations before reading the Prospectus.

Classic ProFunds	Bull ProFund, Europe 30 ProFund, Large-Cap Growth ProFund, Large-Cap Value ProFund, Mid-Cap Growth ProFund, Mid-Cap ProFund, Mid-Cap Value ProFund, Nasdaq-100 ProFund, Small-Cap Growth ProFund, Small-Cap ProFund and Small-Cap Value ProFund
Ultra ProFunds	UltraBull ProFund, UltraChina ProFund, UltraDow 30 ProFund, UltraEmerging Markets ProFund, UltraInternational ProFund, UltraJapan ProFund, UltraLatin America ProFund, UltraMid-Cap ProFund, UltraNasdaq-100 ProFund and UltraSmall-Cap ProFund
Inverse ProFunds	Bear ProFund, Short Nasdaq-100 ProFund, Short Small-Cap ProFund, UltraBear ProFund, UltraShort China ProFund, UltraShort Dow 30 ProFund, UltraShort Emerging Markets ProFund, UltraShort International ProFund, UltraShort Japan ProFund, UltraShort Latin America ProFund, UltraShort Mid-Cap ProFund, UltraShort Nasdaq-100 ProFund and UltraShort Small-Cap ProFund
UltraSector ProFunds	Banks UltraSector ProFund, Basic Materials UltraSector ProFund, Biotechnology UltraSector ProFund, Communication Services UltraSector ProFund, Consumer Goods UltraSector ProFund, Consumer Services UltraSector ProFund, Financials UltraSector ProFund, Health Care UltraSector ProFund, Industrials UltraSector ProFund, Internet UltraSector ProFund, Oil & Gas UltraSector ProFund, Oil Equipment & Services UltraSector ProFund, Pharmaceuticals UltraSector ProFund, Precious Metals UltraSector ProFund, Real Estate UltraSector ProFund, Semiconductor UltraSector ProFund, Technology UltraSector ProFund, Telecommunications UltraSector Pro-Fund and Utilities UltraSector ProFund
Inverse Sector ProFunds	Short Oil & Gas ProFund, Short Precious Metals ProFund and Short Real Estate ProFund
Non-Equity ProFunds	Falling U.S. Dollar ProFund, Rising Rates Opportunity ProFund, Rising Rates Opportunity 10 ProFund, Rising U.S. Dollar ProFund and U.S. Government Plus ProFund

The Classic ProFunds, Ultra ProFunds, Inverse ProFunds, UltraSector ProFunds, Inverse Sector ProFunds and Non-Equity ProFunds are each a “ProFund” or “Fund” and collectively, the “ProFunds” or “Funds”.

This section contains additional details about each Fund’s investment objectives, principal investment strategies and related risks.

Investment Objectives

Each ProFund offered herein is a series of ProFunds Trust (the “Trust”) and, except for the Classic ProFunds and Falling U.S. Dollar ProFund, is “geared” in the sense that each is designed to seek daily investment results, before fees and expenses, that correspond to the inverse (-1x), a multiple (i.e., 1.25x, 1.5x or 2x) or an inverse multiple (i.e., -1.25x or -2x) of the daily performance of an index or security (each such index or security, a “benchmark”). Specifically, the Ultra ProFunds (including Ultra- Sector ProFunds) seek to provide daily investment results, before fees and expenses, that correspond to a multiple (i.e., 1.5x or 2x) of the daily performance of its benchmark. The Inverse ProFunds (including Inverse Sector ProFunds) seek to provide daily investment results, before fees and expenses, that correspond to the inverse (-1x) or an inverse multiple (-2x) of the daily performance of its benchmark. The Non-Equity ProFunds, except for Falling U.S. Dollar ProFund, seek to provide daily investment results, before fees and expenses, that correspond to a multiple (1.25x), the inverse (-1x) or an inverse multiple (-1.25x) of the daily performance of its benchmark. Each Fund, except for the Classic ProFunds and the Falling U.S. Dollar ProFund, does not seek to achieve its stated investment objective over a period of time greater than a single day.

The Classic ProFunds and Falling U.S. Dollar ProFund seek investment results, before fees and expenses, that correspond to

the daily performance of a benchmark. These Funds seek to achieve their stated investment objective both on a single day and over time.

Each Fund’s investment objective is non-fundamental, meaning it may be changed by the Board of Trustees (“Board”), without the approval of Fund shareholders.

Each Fund reserves the right to substitute a different index or security for its current benchmark.

Principal Investment Strategies

In seeking to achieve each Fund’s investment objective, ProFund Advisors follows a passive approach to investing that is designed to correspond to the inverse (-1x), multiple (i.e., 1.25x, 1.5x or 2x), or inverse multiple (i.e., -1.25x, -1.5x or -2x) of the daily performance of its index. Each Fund attempts to achieve its investment objective by investing all, or substantially all, of its assets in investments that make up its index or in financial instruments that provide similar exposure.

Each Fund employs various investment techniques designed to achieve their respective investment objectives. These techniques are intended to enhance liquidity, maintain a tax-efficient portfolio and reduce transaction costs to maintain a high correlation with, and similar aggregate characteristics (e.g., with respect to equity funds, market capitalization and industry weightings) to, the index or inverse of the index, or multiple

thereof, as applicable. For example, a Fund may invest in or gain exposure to only a representative sample of the securities in the index, which exposure is intended to have aggregate characteristics similar to those of the index. In addition, under certain circumstances, a Fund may invest in or obtain exposure to components not included in the index or overweight or underweight certain components of the index with the intent of obtaining exposure with aggregate characteristics similar to the index, including, as applicable, the general credit profile of the index.

ProFund Advisors does not invest the assets of a Fund in securities or financial instruments based on ProFund Advisors' view of the investment merit of a particular security, instrument, or company, other than for cash management purposes, nor does it conduct conventional investment research or analysis (other than in determining counterparty creditworthiness), or forecast market movement or trends, in managing the assets of a Fund. Each Fund generally seeks to remain fully invested at all times in securities and/or financial instruments that, in combination, provide exposure to its index consistent with its investment objective, without regard to market conditions, trends, direction, or the financial condition of a particular issuer. The Funds do not take temporary defensive positions.

On a daily basis, each Fund (except for the Classic ProFunds and Falling U.S. Dollar ProFund) will seek to position its portfolio so that such Fund's investment exposure is consistent with its investment objective. In general, changes to the level of a Fund's index each day will determine whether such Fund's portfolio needs to be repositioned. For example, if a Short ProFund's index has risen on a given day, net assets of the Fund should fall (assuming there were no Creation Units Issued). As a result, the Fund's short exposure will need to be decreased. Conversely, if the index has fallen on a given day, net assets of the Short Fund should rise (assuming there were no Creation Unit redemptions). As a result, the Fund's short exposure will need to be increased. Similarly, if an Ultra ProFund's index has risen on a given day, net assets of the Fund should rise. As a result, the Fund's exposure will need to be increased. Conversely, if the index has fallen on a given day, net assets of the Ultra Fund should fall. As a result, the Fund's exposure will need to be decreased.

The time and manner in which a Fund rebalances its portfolio may vary from day to day at the sole discretion of ProFund Advisors depending upon market conditions and other circumstances. If for any reason a Fund is unable to rebalance all or a portion of its portfolio, or if all or a portion of the portfolio is rebalanced incorrectly, the Fund's investment exposure may not be consistent with the Fund's investment objective. In these instances, a Fund may have investment exposure to its underlying index that is significantly greater or less than its stated multiple. As a result, a Fund may be more or less exposed to leverage risk than if it had been properly rebalanced and may not achieve its investment objective.

Each Fund subject to a policy adopted pursuant to Rule 35d-1 under the 1940 Act (the so-called "names rule") commits to invest at least 80% of its assets (i.e., net assets plus borrowings for investment purposes), under normal circumstances, in the types of securities suggested by its name and/or investments with similar economic characteristics. Each such Fund will provide Investors with at least 60 days' written notice prior to changing its 80% policy.

For purposes of such an investment policy, "assets" includes not only the amount of a Fund's net assets attributable to investments providing direct investment exposure to the type of investments suggested by its name (e.g., the value of stocks, or the value of derivative instruments such as futures, options or options on futures), but also cash and cash equivalents that are segregated on the Fund's books and records or being used as collateral, as required by applicable regulatory guidance, or otherwise available to cover such investment exposure.

Understanding the Risks and Long-Term Performance of Daily Objective Funds — the Impact of Compounding

ProFunds (other than Classic ProFunds and Falling U.S. Dollar ProFund)) are designed to provide leveraged (i.e., 1.25x, 1.5x or 2x), inverse (i.e., -1x) or inverse leveraged (i.e., -1.25x or -2x) results on a daily basis (before fees and expenses). The Funds, however, are unlikely to provide a simple multiple (i.e., 2x, 1.5x, 1.25x, -1x, -1.25x, -2x) of a benchmark's performance over periods longer than one day.

- **Why?**

The hypothetical example below illustrates how daily Geared Fund returns can behave for periods longer than a single day. Take a hypothetical fund XYZ that seeks to double the daily performance of index XYZ. On each day, fund XYZ performs in line with its objective (2x the index's daily performance before fees and expenses). Notice that over the entire five-day period, the fund's total return is considerably less than double that of the period return of the index. For the five-day period, index XYZ gained 5.1% while fund XYZ gained 9.8% (versus $2 \times 5.1\%$ or 10.2%). In other scenarios, the return of a daily rebalanced fund could be greater than two times (2x) the index's return.

	Index XYZ		Fund XYZ	
	Level	Daily Performance	Daily Performance	Net Asset Value
Start	100.0	—	—	\$100.00
Day 1	103.0	3.0%	6.0%	\$106.00
Day 2	99.9	-3.0%	-6.0%	\$99.64
Day 3	103.9	4.0%	8.0%	\$107.61
Day 4	101.3	-2.5%	-5.0%	\$102.23
Day 5	105.1	3.7%	7.4%	\$109.80
Total Return	5.1%		9.8%	

- **Why does this happen?** This effect is caused by compounding, which exists in all investments, but has a more significant impact on a Geared Fund. In general, during periods of higher benchmark volatility, compounding will cause longer term results to be less than the multiple (or inverse multiple) of the return of the benchmark. This effect becomes more pronounced as volatility increases. Conversely, in periods of lower benchmark volatility, fund returns over longer periods can be higher than a multiple (or inverse multiple) of the return of the benchmark. Actual results for a particular period, before fees and expenses, are also dependent on the following factors: a) the benchmark's volatility; b) the benchmark's performance; c) period of time; d) financing rates associated with leverage; e) other Fund expenses; and f) dividends or interest paid with respect to the securities in the benchmark. The examples herein illustrate the impact of two principal factors — benchmark volatility and benchmark performance — on Fund performance. Similar effects exist for the Funds that seek daily returns that correlate to the inverse (-1x) of a benchmark. Please see the SAI for additional details.

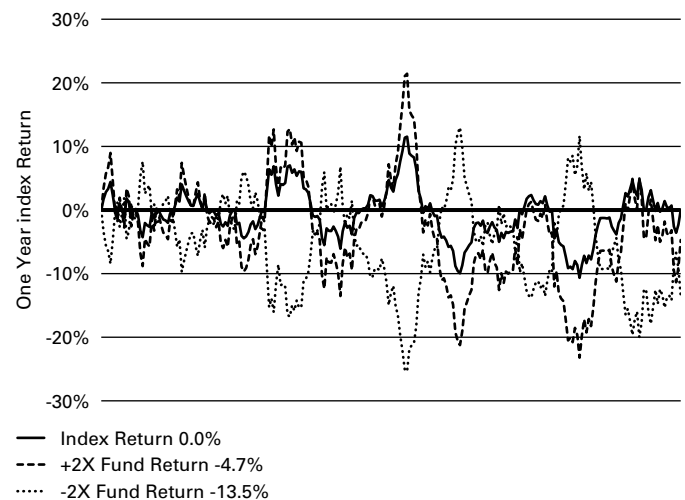
- The graphs that follow illustrate this point. Each of the graphs shows a simulated hypothetical one year performance of a benchmark compared with the performance of a fund that perfectly achieves its investment objective. The graphs demonstrate that, for

periods greater than a single day, a Geared Fund is likely to underperform or overperform (but not match) the benchmark performance (or the inverse of the benchmark performance) times the stated multiple in the fund's investment objective. Investors should understand the consequences of holding daily rebalanced funds for periods longer than a single day and should actively manage and monitor their investments, as frequently as daily. A one-year period is used for illustrative purposes only. Deviations from the benchmark return times the fund multiple can occur over periods as short as two days (each day as measured from one day's NAV to the next day's NAV).

For Geared ProFunds

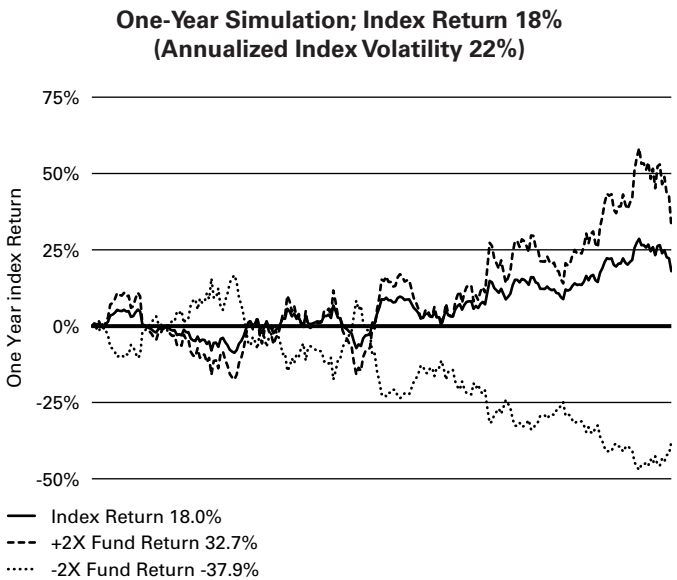
To isolate the impact of leverage, inverse or inverse leveraged exposure, these graphs assume a) no dividends paid with respect to the securities included in the benchmark; b) no fund expenses; and c) borrowing/lending rates (to obtain required leveraged, inverse or inverse leveraged exposure) of zero percent. If these were reflected, the fund's performance would be different than that shown. Each of the graphs also assumes a volatility rate of 15%, which is an approximate average of the five-year historical annualized volatility rate of the S&P 500[®], S&P MidCap 400[®], Russell 2000[®] Index, Nasdaq-100[®] Index and Dow Jones Industrial Average[™]. A benchmark's volatility rate is a statistical measure of the magnitude of fluctuations in the returns of the benchmark. Some Funds are benchmarked to different indexes that have different historical volatility rates; certain of the Funds' historical volatility rates are substantially in excess of 22%.

**One-Year Simulation; Index Return 0%
(Annualized Index Volatility 22%)**

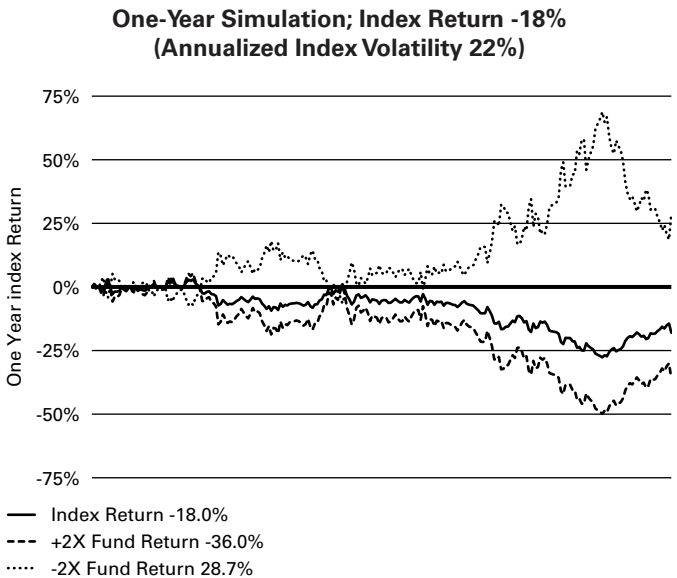


The graph above shows a scenario where the index, which exhibits day-to-day volatility, is flat or trendless over the year

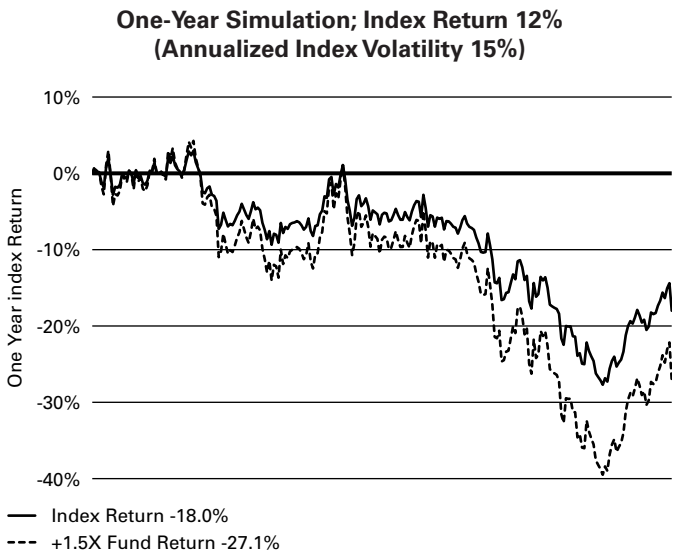
(i.e., begins and ends the year at 0%), but the Ultra (+2x) Fund and the UltraShort (-2x) Fund are both down.



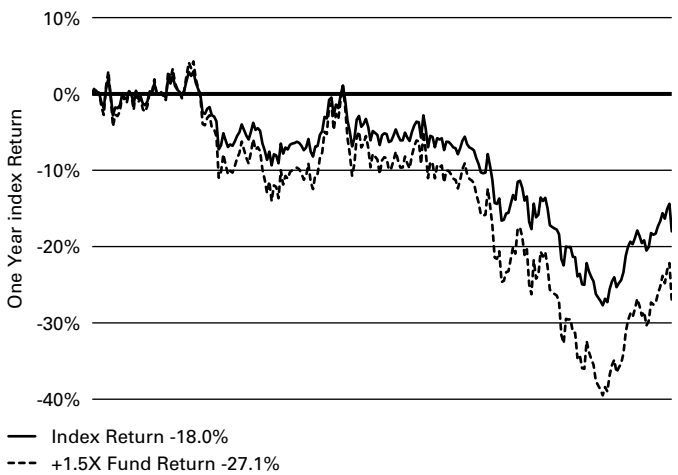
The graph above shows a scenario where the index, which exhibits day-to-day volatility, is up over the year, but the Ultra (+2x) Fund is up less than two times the index and the UltraShort (-2x) Fund is down more than two times the inverse of the index.



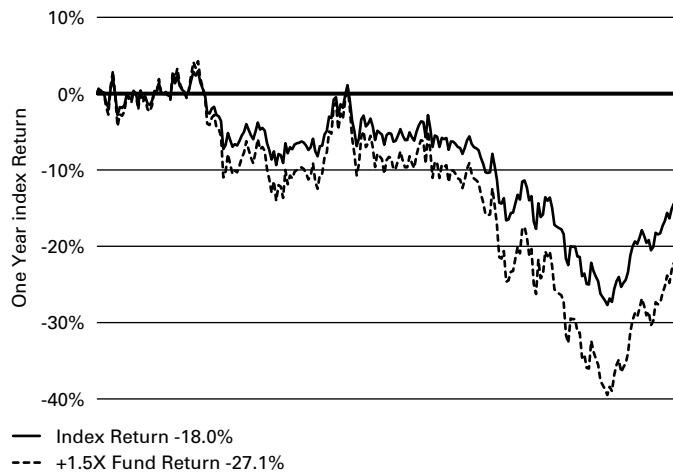
The graph above shows a scenario where the index, which exhibits day-to-day volatility, is down over the year, the Ultra (+2x) Fund is down more than two times the Index, and the UltraShort (-2x) Fund is up less than two times the inverse of the index.



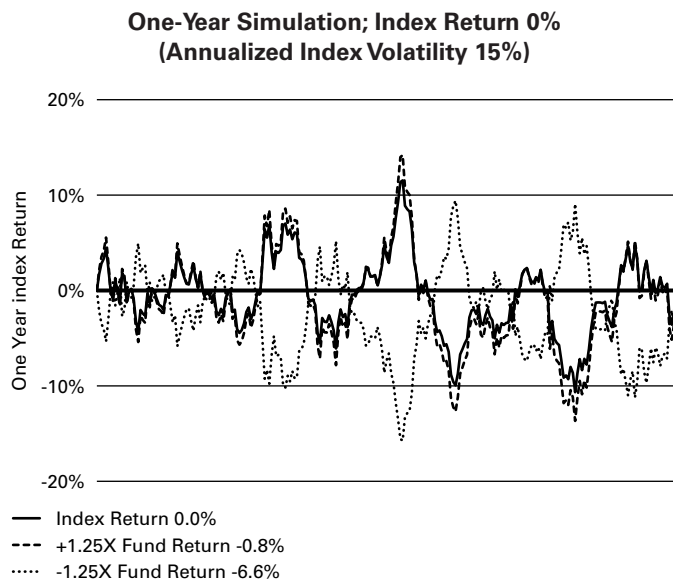
The graph above shows a scenario where the index, which exhibits day-to-day volatility, is flat or trendless over the year (i.e., begins and ends the year at 0%), but the Ultra (+1.5x) Fund is down.



The graph above shows a scenario where the index, which exhibits day-to-day volatility, is up over the year, but the Ultra (+1.5x) Fund is up less than one and one-half times the index.

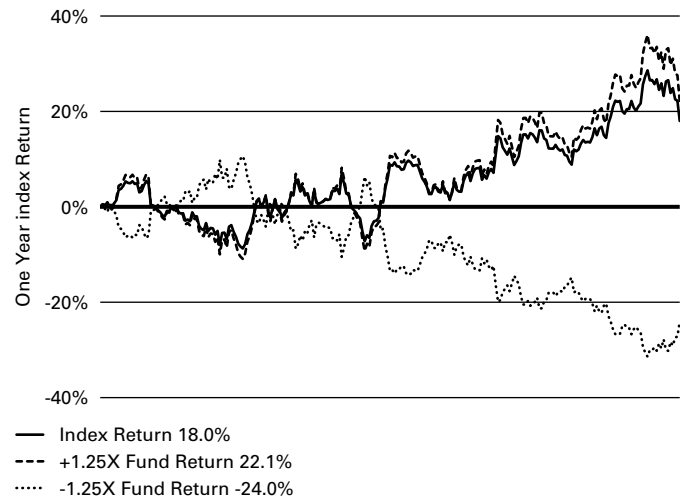


The graph above shows a scenario where the index, which exhibits day-to-day volatility, is down over the year, the Ultra (+1.5x) Fund is down more than one and one-half times the Index.



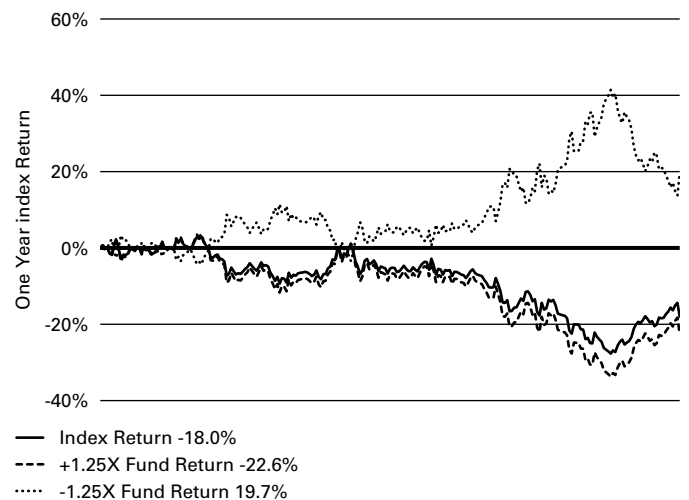
The graph above shows a scenario where the index, which exhibits day-to-day volatility, is flat or trendless over the year (i.e., begins and ends the year at 0%), but the Ultra (+1.25x) Fund and the UltraShort (-1.25x) Fund are both down.

**One-Year Simulation; Index Return 12%
(Annualized Index Volatility 15%)**



The graph above shows a scenario where the index, which exhibits day-to-day volatility, is up over the year, but the Ultra (+1.25x) Fund is up less than one and one-quarter times the index and the UltraShort (-1.25x) Fund is down more than one and one-quarter times the inverse of the index.

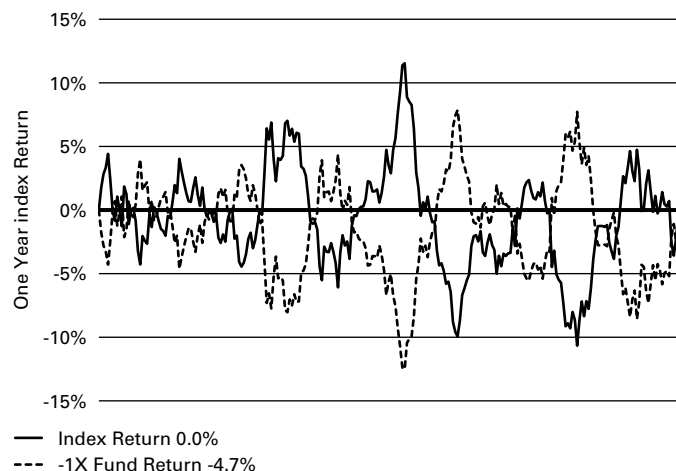
**One-Year Simulation; Index Return -12%
(Annualized Index Volatility 15%)**



The graph above shows a scenario where the index, which exhibits day-to-day volatility, is down over the year, the Ultra (+1.25x) Fund is down more than one and one-quarter times

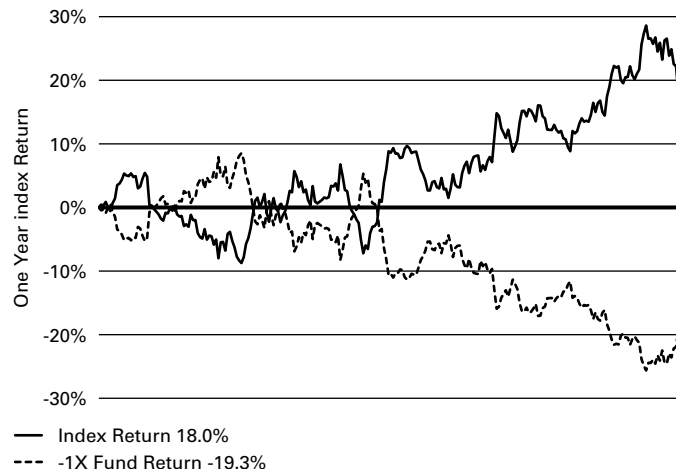
the Index, and the UltraShort (-1.25x) Fund is up less than one and one-quarter times the inverse of the index.

**One-Year Simulation; Index Return 0%
(Annualized Index Volatility 22%)**



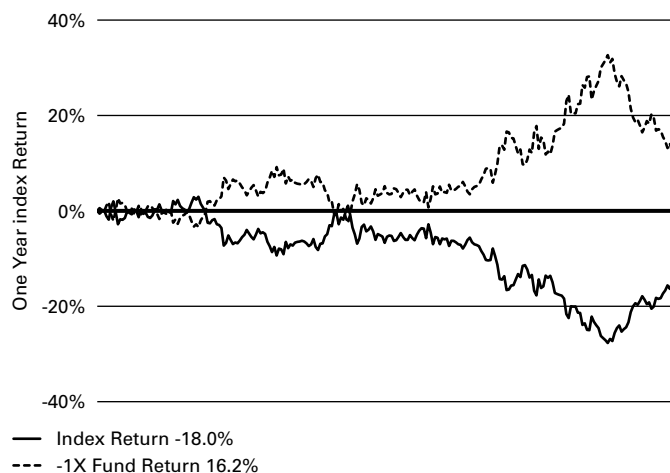
The graph above shows a scenario where the index, which exhibits day to day volatility, is flat or trendless over the year (i.e., begins and ends the year at 0%), but the Short (-1x) Fund is down.

**One-Year Simulation; Index Return 18%
(Annualized Index Volatility 22%)**



The graph above shows a scenario where the index, which exhibits day to day volatility, is up over the year, and the Short (-1x) Fund is down more than the inverse of the index.

**One-Year Simulation; Index Return -18%
(Annualized Index Volatility 22%)**



The graph above shows a scenario where the index, which exhibits day-to-day volatility, is down over the year, and the Short (-1x) Fund is up less than the inverse of the index.

The table below shows the historical annualized volatility rate for the five-year period ended July 31, 2020 of each Fund's indices.

Index	Historical Annualized Volatility Rate for the Five-Year Period Ended July 31, 2020
Dow Jones Internet Composite Index	23.57%
Dow Jones Industrial Average	20.40%
Dow Jones Precious Metals Index	38.00%
Dow Jones U.S. Banks Index	30.79%
Dow Jones U.S. Basic Materials Index	23.50%
Dow Jones U.S. Biotechnology Index	24.03%
Dow Jones U.S. Consumer Goods Index	17.55%
Dow Jones U.S. Consumer Services Index	18.90%
Dow Jones U.S. Financials Index	23.41%
Dow Jones U.S. Health Care Index	19.41%
Dow Jones U.S. Industrials Index	21.82%
Dow Jones U.S. Oil & Gas Index	32.01%
Dow Jones U.S. Real Estate Index	22.48%

Index	Historical Annualized Volatility Rate for the Five-Year Period Ended July 31, 2020
Dow Jones U.S. Select Oil Equipment & Services Index	45.14%
Dow Jones U.S. Select Pharmaceuticals Index	21.93%
Dow Jones U.S. Select Telecommunications Index	20.94%
Dow Jones U.S. Semiconductors Index	29.70%
Dow Jones U.S. Technology Index	23.81%
Dow Jones U.S. Utilities Index	21.04%
MSCI EAFE Index	15.05%
Nasdaq-100 [®] Index	22.08%
Nikkei 225 Stock Average — USD	21.56%
Russell 2000 [®] Index	24.04%
Ryan Labs On-The-Run 10 Year Treasury Index	6.61%
S&P 500 [®] Index	19.50%
S&P MidCap 400	22.27%
S&P/BNY Mellon China Select ADR Index (USD)	24.41%
S&P/BNY Mellon Emerging Markets 50 ADR Index (USD)	22.63%
S&P/BNY Mellon Latin America 35 ADR Index (USD)	33.23%
ICE [®] U.S. Dollar Index [®]	6.54%

For additional details about fund performance over periods longer than a single day for the Geared ProFunds, please see the SAI.

• What it means to you

Daily objective Geared Funds, if used properly and in conjunction with the investor's view on the future direction and volatility of the markets, can be useful tools for investors who want to manage their exposure to various markets and market segments and who are willing to monitor and/or periodically rebalance their portfolios (which will possibly trigger transaction costs and tax consequences). However, investors considering these Funds should understand that they are designed to provide a positive or negative multiple of a benchmark on a daily basis and not for greater periods of time. As a result, Fund returns will likely not be a simple multiple, inverse or inverse multiple (e.g., 2x, -1x, -2x) of a benchmark's return for time periods longer than a single day.

Additionally, investors should recognize that the degree of volatility of a Fund's benchmark can have a dramatic effect on a Fund's longer-term performance. The more volatile a benchmark, the more a Fund's longer-term performance will negatively deviate from a simple multiple, inverse or inverse multiple (e.g., 2x, -1x, -2x) of its benchmark's longer-term return. It is even possible that, over periods longer than a single day, a Fund's performance may move in a different direction than the benchmark's performance.

Additional Information Regarding Principal Risks

Like all investments, investing in a Fund entails risks. The factors most likely to have a significant impact on a Fund's portfolio are called "principal risks." The principal risks for each Fund are described in each Fund's Summary Prospectus and additional information regarding certain of these risks, as well as information related to other potential risks to which a Fund may be subjected, is provided below. The principal risks are intended to provide information about the factors likely to have a significant adverse impact on a Fund's returns and consequently the value of an investment in a Fund. The risks are presented in an order intended to facilitate readability and their order does not imply that the realization of one risk is more likely to occur than another risk or likely to have a greater adverse impact than another risk.

Some of the risks described below apply to all Funds, while others are specific to the investment strategies of certain Funds. Please see "Principal Investment Risks" in each Fund's Summary Prospectus for more detail about the principal risks applicable to each Fund. The Statement of Additional Information ("SAI") contains additional information about each Fund, investment strategies and related risks. Each Fund may be subject to other risks in addition to those identified as principal risks.

- **Risks Associated with the Use of Derivatives** — A Fund may obtain exposure through derivatives (including investing in: swap agreements; futures contracts; options on futures contracts; securities and indexes; forward contracts; and similar instruments). Investing in derivatives may be considered aggressive and may expose a Fund to risks different from, or possibly greater than, the risks associated with investing directly in the reference asset(s) underlying the derivative (e.g., the securities contained in a Fund's index). The use of derivatives may result in larger losses or smaller gains than directly investing in securities. The risks of using derivatives include: 1) the risk that there may be imperfect correlation between the price of the financial instruments and movements in the prices of the reference asset(s); 2) the risk that an instrument is mispriced; 3) credit or counterparty risk on the amount a Fund expects to receive from a counterparty; 4) the risk that securities prices, interest rates and currency markets will move adversely and a Fund will incur significant losses; 5) the risk that the cost of holding a financial instrument might exceed its total return; and 6) the possible absence of a liquid secondary market for a particular instrument and possible exchange imposed price fluctuation limits, either of which may make it difficult or impossible to adjust a Fund's position in a particular instrument when desired. Each of these factors may prevent a Fund from achieving its investment objective and may increase the volatility (i.e., fluctuations) of the Fund's returns. Because derivatives often require limited initial investment, the use of

derivatives also may expose a Fund to losses in excess of those amounts initially invested.

In addition, a Fund may use a combination of swaps on an underlying index and swaps on an ETF that is designed to track the performance of that index. The performance of an ETF may not track the performance of its underlying index due to embedded costs and other factors. Thus, to the extent a Fund invests in swaps that use an ETF as the reference asset, the Fund may be subject to greater correlation risk and may not achieve as high a degree of correlation with its index as it would if the Fund only used swaps on the underlying index.

Moreover, with respect to the use of swap agreements, if an index has a dramatic intraday move that causes a material decline in a Fund's net assets, the terms of a swap agreement between the Fund and its counterparty may permit the counterparty to immediately close out the transaction with the Fund. In that event, the Fund may be unable to enter into another swap agreement or invest in other derivatives to achieve the desired exposure consistent with the Fund's investment objective. This, in turn, may prevent the Fund from achieving its investment objective, even if the index reverses all or a portion of its intraday move by the end of the day. Any costs associated with using derivatives will also have the effect of lowering the Fund's return.

- **Leverage Risk** — Funds may utilize leverage (i.e., obtain investment exposure in excess of their assets) in seeking to achieve their investment objective and will lose more money in market environments adverse to their daily objective than similar funds that do not employ leverage. Because certain Funds include either a -2x or 2x multiplier, a 1.5x multiplier or a -1.25x or 1.25x multiplier, a single day adverse price movement of more than 50%, 67% or 80%, respectively, in a relevant benchmark, could result in the total loss of an investor's investment.
- **Compounding Risk** — Most of the Funds are "geared" funds (each a "Geared Fund," and collectively the "Geared Funds") in the sense that each has an investment objective to match a multiple, the inverse, or an inverse multiple of the performance of a benchmark on a single day. A "single day" is measured from the time a Fund calculates its NAV to the time of the Fund's next NAV calculation. These Funds are subject to all of the correlation risks described above. In addition, because the Funds have a single day investment objective, for periods greater than one day, the effect of compounding may cause each Fund's performance to vary from the benchmark performance (or the inverse of the benchmark performance) times the stated multiple in the Fund's investment objective, as applicable, before accounting for fees and Fund expenses. As explained in greater detail in the following section, as a result of compounding, Geared Funds are unlikely to provide a simple multiple (i.e., 2x, 1.5x, 1.25x, -1x, -1.25x, -2x) of a benchmark's return over periods longer than a single day.

For additional graphs and charts demonstrating the effects of Index or Benchmark volatility and Index or Benchmark performance on the long-term performance of the Fund, see "Understanding the Risk and Long-Term Performance of Daily Objective Funds — The Impact of Compounding" above and "Special Note Regarding the Correlation Risks of Geared Funds" in the Fund's Statement of Additional Information.

- **Correlation Risk** — There is no guarantee that a Fund will achieve a high degree of correlation with its benchmark. Failure to achieve a high degree of correlation may prevent a Fund from achieving its investment objective, and the percentage change of the Fund's net asset value ("NAV") each day may differ, perhaps significantly, from the percentage change of the Fund's benchmark on such day. This may be due, among other reasons, to the impact of a limited trading market in the underlying component securities on the calculation of the benchmark. A number of other factors may adversely affect a Fund's correlation with its benchmark, including material over- or underexposure, fees, expenses, transaction costs, financing costs associated with the use of derivatives, income items, valuation methodology, infrequent trading in the securities underlying its benchmark, accounting standards and disruptions or illiquidity in the markets for the financial instruments in which the Fund invests. The Fund may not have investment exposure to all financial instruments in the Index, or its weighting of investment exposure to financial instruments may be different from that of the Index. In addition, the Fund may invest in financial instruments not included in the Index. Each Fund may take or refrain from taking positions in order to improve tax efficiency or comply with regulatory restrictions, either of which may negatively affect the Fund's correlation with its benchmark. A Fund may be subject to large movements of assets into and out of the Fund, potentially resulting in the Fund being over- or underexposed to its benchmark and may be impacted by index reconstitutions and index rebalancing events. Additionally, a Fund's underlying holdings or reference assets may trade on markets that may not be open on the same day as the Fund, which may cause a difference between the changes in the daily performance of the Fund and changes in the level of the Index.

Each (other than the Classic ProFunds and Falling U.S. Dollar ProFund) seeks to rebalance its portfolio daily to keep its leveraged, inverse or inverse leveraged exposure to the benchmark consistent with its daily investment objective. In addition, for UltraJapan ProFund and UltraShort Japan ProFund, each Fund's currency hedging strategy may also be unable to perfectly match its benchmark and will introduce additional costs, both sources of additional correlation risk. Any of these factors could decrease correlation between the performance of a Fund and its benchmark, and may hinder a Fund's ability to meet its investment objective.

- **Counterparty Risk** — A Fund will be subject to credit risk (i.e., the risk that a counterparty is unwilling or unable to make timely payments or otherwise meet its contractual obligations) with respect to the amount the Fund expects to receive from counterparties to financial instruments (including derivatives and repurchase agreements) entered into by the Fund. A Fund generally structure the agreements such that either party can terminate the contract without penalty prior to the termination date. If a counterparty terminates a contract, a Fund may not be able to invest in other derivatives to achieve the desired exposure, or achieving such exposure may be more expensive. A Fund may be negatively impacted if a counterparty becomes bankrupt or otherwise fails to perform its obligations under such an agreement. A Fund may experience significant delays in obtaining any recovery in a bankruptcy or other reorganization proceeding and a Fund may obtain only limited recovery or may obtain no recovery in such circumstances. A Fund typically enters into transactions with counterparties that present minimal credit risk based on ProFund Advisors' assessment of the counterparty's capacity to meet its financial obligations during the term of the agreement or transaction. These are usually only major financial institutions. A Fund seeks to mitigate risks by generally requiring that the counterparties agree to post collateral for the benefit of the Fund, marked to market daily, in an amount approximately equal to what the counterparty owes the Fund, subject to certain minimum thresholds. To the extent any such collateral is insufficient or there are delays in accessing the collateral, a Fund will be exposed to the risks described above, including possible delays in recovering amounts as a result of bankruptcy proceedings.

The counterparty to a cleared swap agreement and/or exchange-traded futures contract is subject to the credit risk of the clearing house and the futures commission merchant ("FCM") through which it holds its position. Specifically, the FCM or the clearing house could fail to perform its obligations, causing significant losses to the Fund. For example, a Fund could lose margin payments it has deposited with an FCM as well as any gains owed but not paid to the Fund, if the FCM or clearing house becomes insolvent or otherwise fails to perform its obligations. Credit risk of market participants with respect to derivatives that are centrally cleared is concentrated in a few clearing houses and it is not clear how an insolvency proceeding of a clearing house would be conducted and what impact an insolvency of a clearing house would have on the financial system. Under current Commodity Futures Trading Commission ("CFTC") regulations, a FCM maintains customers' assets in a bulk segregated account. If a FCM fails to do so, or is unable to satisfy a substantial deficit in a customer account, its other customers may be subject to risk of loss of their funds in the event of that FCM's bankruptcy. In that event, in the case of futures and options on futures, the FCM's customers are entitled to recover, even in respect of property specifically

traceable to them, only a proportional share of all property available for distribution to all of that FCM's customers. In addition, if the FCM does not comply with the applicable regulations, or in the event of a fraud or misappropriation of customer assets by the FCM, a Fund could have only an unsecured creditor claim in an insolvency of the FCM with respect to the margin held by the FCM. FCMs are also required to transfer to the clearing house the amount of margin required by the clearing house, which amount is generally held in an omnibus account at the clearing house for all customers of the FCM. In certain cases with respect to cleared swaps, the FCM may also transfer any excess initial margin posted by a Fund to the clearing house. Regulations promulgated by the CFTC require that the FCM notify the clearing house of the excess initial margin provided the FCM to the clearing house that is attributable to each customer. However, if the FCM does not accurately report a Fund's initial margin, the Fund is subject to the risk that a clearing house will use the assets attributable to it in the clearing house's omnibus account to satisfy payment obligations a defaulting customer of the FCM has to the clearing house. In addition, a Fund may enter into swap agreements with a limited number of counterparties, which may increase the Fund's exposure to counterparty credit risk. A Fund does not specifically limit its counterparty risk with respect to any single counterparty. Further, there is a risk that no suitable counterparties are willing to enter into, or continue to enter into, transactions with a Fund and, as a result, a Fund may not be able to achieve its investment objective. Contractual provisions and applicable law may prevent or delay a Fund from exercising its rights to terminate an investment or transaction with a financial institution experiencing financial difficulties, or to realize on collateral, and another institution may be substituted for that financial institution without the consent of the Fund. If the credit rating of a derivatives counterparty declines, a Fund may nonetheless choose or be required to keep existing transactions in place with the counterparty, in which event the Fund would be subject to any increased credit risk associated with those transactions. Also, in the event of a counterparty's (or its affiliate's) insolvency, the possibility exists that a Fund's ability to exercise remedies, such as the termination of transactions, netting of obligations and realization on collateral, could be stayed or eliminated under special resolution regimes adopted in the United States, the European Union and various other jurisdictions. Such regimes provide government authorities with broad authority to intervene when a financial institution is experiencing financial difficulty. In particular, the regulatory authorities could reduce, eliminate, or convert to equity the liabilities to a Fund of a counterparty who is subject to such proceedings in the European Union (sometimes referred to as a "bail in").

- **Concentration and Focused Investing** — An index may concentrate (i.e., may be composed of securities that represent 25 percent or more of the value of the index) or focus (i.e., may be composed of securities that represent a

substantial portion of its value, but less than 25 percent) in an industry or group of industries. A Fund will allocate its investments to approximately the same extent as its index. As a result, the a Fund may be subject to greater market fluctuations than a fund that is more broadly invested across industries. Financial, economic, business, regulatory conditions, and other developments affecting issuers in a particular industry or group of industries will have a greater effect on a Fund, and if securities of the particular industry or group of industries as a group fall out of favor, a Fund could underperform, or its net asset value may be more volatile than, funds that have greater industry diversification.

- **Banks Industry Risk** — The risks of investments in the industry include: extensive governmental regulation and/or nationalization that affects the scope of their activities, the prices they can charge and the amount of capital they must maintain; adverse effects on profitability due to increases in interest rates or loan losses (which usually increase in economic downturns, which could lead to insolvency or other negative consequences); severe price competition; economic conditions; credit rating downgrades; and increased inter-sector consolidation and competition. This sector has experienced significant losses in the recent past, and the impact of more stringent capital requirements and of recent or future regulation on any individual bank or on the sector as a whole cannot be predicted. The banks industry may also be affected by risks that affect the broader financial services industry.
- **Capital Goods Industry Risk** — The risks of investments in the industry include: fluctuations in the business cycle, heavy dependence on corporate spending and by other factors affecting manufacturing demands. The capital goods industry may perform well during times of economic expansion, and as economic conditions worsen, the demand for capital goods may decrease due to weakening demand, worsening business cash flows, tighter credit controls and deteriorating profitability. During times of economic volatility, corporate spending may fall and adversely affect the capital goods industry. The capital goods industry may also be affected by changes in interest rates, corporate tax rates and other government policies. Many capital goods are sold internationally, and such companies are subject to market conditions in other countries and regions.
- **Communication Services Industry Risk** — The risk of investments in the industry include: the potential obsolescence of products and services due to increasing competition from the innovation of competitors; increased research and development costs and capital requirements to formulate new products and services that utilize new technology; pricing new and existing products to match or beat industry competitors, shifting demographics and changes to consumer taste, which can negatively impact profitability; and regulation by the Federal Communications Commission, and various state regulatory authorities. Companies in the

communication services industry may be more susceptible to cybersecurity issues than companies in other industries, including hacking, theft of proprietary or consumer information, and disruptions in service.

- **Consumer Discretionary Industry Risk** — The risks of investments in the industry include: the fact that securities prices and profitability may be tied closely to the performance of the domestic and international economy, interest rates, competition and consumer confidence; heavy dependence on disposable household income and consumer spending; severe competition; and changes in demographics and consumer tastes, which can affect the success of consumer products.
- **Consumer Goods Industry Risk** — The Fund is subject to risks faced by companies in the consumer goods industry, including: the fact that securities prices and profitability may be affected by competition and consumer confidence; heavy dependence on disposable household income and consumer spending; severe competition; and changes in demographics and consumer tastes, which can affect the success of consumer products. Many consumer goods are sold internationally, and companies that sell such products may be affected by market conditions in other countries and regions.
- **Consumer Services Industry Risk** — The risks of investments in the industry include: the fact that securities prices and profitability may be tied closely to the performance of the domestic and international economy, interest rates, competition and consumer confidence; heavy dependence on disposable household income and consumer spending; severe competition; and changes in demographics and consumer tastes.
- **Consumer Staples Industry Risk** — The risks of investments in the industry include: governmental regulation affecting the permissibility of using various food additives and production methods that could affect profitability; new laws or litigation that may adversely affect tobacco companies; fads, marketing campaigns and other factors affecting supply and demand that may strongly affect securities prices and profitability of food, soft drink and fashion related products; and international events that may affect food and beverage companies that derive a substantial portion of their net income from foreign countries.
- **Diversified Financials Industry Risk** — The risks of investments in the industry include: changes in credit ratings, interest rates, loan losses, the performance of credit and financial markets and the availability and cost of capital funds; and adverse effects from governmental regulation and oversight. The diversified financials industry may also be affected by risks that affect the broader financials industry.
- **Energy Industry Risk** — The risks of investments in the industry include: effects on profitability from changes in worldwide energy prices and exploration, and production spending; adverse effects from changes in exchange rates,

government regulation, world events, international conflicts or threat of conflicts and economic conditions; market, economic and political risks of the countries where energy companies are located or do business; the fact that the value of regulated utility debt instruments (and, to a lesser extent, equity securities) tends to have an inverse relationship to the movement of interest rates; and risk for environmental damage claims. The energy industry has recently experienced significant volatility due to dramatic changes in the prices of energy commodities, and it is possible that such volatility will continue in the future.

- **Financials Industry Risk** — The risks of investments in the industry include: extensive governmental regulation and/or nationalization that affects the scope of their activities, the prices they can charge and the amount of capital they must maintain; adverse effects from increases in interest rates; effects on profitability by loan losses, which usually increase in economic downturns; the severe competition to which banks, insurance, and financial services companies may be subject; and increased inter-sector consolidation and competition in the financials industry. The impact of more stringent capital requirements, recent or future regulation on any individual financial company or recent or future regulation on the financials industry as a whole cannot be predicted.
- **Food, Beverage and Tobacco Industry Risk** — The risks of investments in the industry include: changes in demand for products, demographic and product trends and general economic conditions; effects of competitive pricing, environmental factors, marketing campaigns and consumer boycotts; and adverse effects from governmental regulation and oversight. The tobacco industry may also be affected by additional risks, including: smoking and health litigation; governmental and private bans and restrictions on smoking; and actual and proposed price controls on tobacco products. The food, beverage and tobacco industry may also be affected by risks that affect the broader consumer staples industry.
- **Health Care Industry Risk** — The risks of investments in the industry include: heavy dependence on patent protection, with profitability affected by the expiration of patents; expenses and losses from extensive litigation based on product liability and similar claims; competitive forces that may make it difficult to raise prices and, in fact, may result in price discounting; the long and costly process for obtaining new product approval by the Food and Drug Administration; the difficulty health care providers may have obtaining staff to deliver service; susceptibility to product obsolescence; and thin capitalization and limited product lines, markets and financial resources or personnel.
- **Health Care Equipment and Services Industry Risk** — The risks of investments in the industry include: increased emphasis on the delivery of health care through outpatient services, limited product lines for health care equipment may cause companies to increase expenditures for the research and development of new products, technological advances, new market developments and regulatory changes in the health care industry can increase research and development, marketing and sales costs.
- **Household and Personal Products Industry Risk** — The risks of investments in the industry include: performance of the economy overall, interest rates, competition, consumer confidence and spending, cyclicalities of revenues and earnings, changing consumer demands, regulatory restrictions, product liability, litigation, environmental regulation and transportation and distribution costs. Companies in this industry can perform differently than the overall market and their success may depend significantly on disposable household income and consumer spending. Changes in demographics and consumer tastes can also affect the demand for and success of, consumer products.
- **Industrials Industry Risk** — The risks of investments in the industry include: effects on stock prices by supply and demand both for their specific product or service and for industrials industry products in general; decline in demand for products due to rapid technological developments and frequent new product introduction; effects on securities prices and profitability from government regulation, world events and economic conditions; and risks for environmental damage and product liability claims.
- **Information Technology Industry Risk** — Securities of information technology companies may be subject to greater volatility than stocks of companies in other market sectors. Like other technology companies, information technology companies may be affected by intense competition, obsolescence of existing technology, general economic conditions and government regulation and may have limited product lines, markets, financial resources or personnel. Information technology companies may experience dramatic and often unpredictable changes in growth rates and competition for qualified personnel. These companies also are heavily dependent on patent and intellectual property rights, the loss or impairment of which may adversely affect profitability. A small number of companies represent a large portion of the information technology industry as a whole. The Fund is also subject to risks faced by companies in the internet software and services industry group to the same extent the Index is concentrated in the industry.
- **Materials Industry Risk** — The risks of investments in the industry include: adverse effects from commodity price volatility, exchange rates, import controls and increased competition; the possibility that production of industrial materials will exceed demand as a result of overbuilding or economic downturns, leading to poor investment returns; risk for environmental damage and product liability claims; and adverse effects from depletion of resources, technical progress, labor relations and government regulations.

- **Media and Entertainment Industry Risk** — Media and entertainment companies within the Communication Services industry are impacted by the high costs of research and development of new content and services in an effort to stay relevant in a highly competitive industry. In addition, media and entertainment companies are challenged by the changing tastes, topical interests and discretionary income of their targeted consumers. With the advancement of streaming technology, sales of content through physical formats (such as DVD and Blu-ray) and traditional content delivery services (such as cable TV providers and satellite dish operators) are declining in popularity as consumers increasingly opt to purchase digital content that is customizable, less expensive and takes up less physical space. The media and entertainment industry is regulated and changes to rules regarding advertising and the content produced by media and entertainment companies can increase overall production and distribution costs.
- **Pharmaceuticals, Biotechnology, and Life Sciences Industry Risk** — The risks of investments in the industry include: heavy dependence on patents and intellectual property rights, with profitability affected by the loss or impairment of such rights; risks of new technologies and competitive pressures; large expenditures on research and development of products or services that may not prove commercially successful or may become obsolete quickly; regulations and restrictions imposed by the Food and Drug Administration, the Environmental Protection Agency, state and local governments, and foreign regulatory authorities; and thin capitalization and limited product lines, markets, financial resources or personnel. Moreover, stock prices of biotechnology companies are very volatile, particularly when their products are up for regulatory approval and/or under regulatory scrutiny. The biotechnology sector may also be affected by risks that affect the broader health care industry, including expenses and losses from extensive litigation on product liability and similar claims. The pharmaceuticals sector may also be affected by risks that affect the broader health care industry, including: heavy dependence on patent protection, with profitability affected by the expiration of patents; competitive forces that may make it difficult to raise prices and, in fact, may result in price discounts; and thin capitalization and limited product lines, markets and financial resources or personnel.
- **Real Estate Industry Risk** — Investing in securities of real estate companies includes risks such as: fluctuations in the value of the underlying properties; periodic overbuilding and market saturation; changes in general and local economic conditions; changes in demographic trends, such as population shifts or changing tastes and values; concentration in a particular geographic region or property type; catastrophic events such as earthquakes, hurricanes and terrorist acts; casualty or condemnation losses; decreases in market rates for rents; increased competition; increases in property taxes, interest rates, capital expenditures, or operating expenses; changes in the availability, cost and terms of mortgage funds; defaults by borrowers or tenants; and other economic, political or regulatory occurrences, including the impact of changes in environmental laws, that may affect the real estate industry.
- **Retailing Industry Risk** — The risks of investments in the industry include: changes in domestic and international economies, consumer confidence, disposable household income and spending, and consumer tastes and preferences; intense competition; changing demographics; marketing and public perception; dependence on third-party suppliers and distribution systems; intellectual property infringement; legislative or regulatory changes and increased government supervision; thin capitalization; dependence on a relatively few number of business days to achieve overall results; and dependence on outside financing, which may be difficult to obtain.
- **Semiconductors and Semiconductor Equipment Industry Risk** — The risks of investments in the industry include: intense competition, both domestically and internationally, including competition from subsidized foreign competitors with lower production costs; wide fluctuations in securities prices due to risks of rapid obsolescence of products; economic performance of the customers of semiconductor companies; their research costs and the risks that their products may not prove commercially successful; capital equipment expenditures that could be substantial and suffer from rapid obsolescence; and thin capitalization and limited product lines, markets, financial resources or personnel. The semiconductors sector may also be affected by risks that affect the broader technology sector, including: government regulation; dramatic and often unpredictable changes in growth rates and competition for qualified personnel; heavy dependence on patent and intellectual property rights, the loss or impairment of which may adversely affect profitability; and a small number of companies representing a large portion of the technology sector as a whole.
- **Software and Services Industry Risk** — The risks of investments in the industry include: competitive pressures, such as aggressive pricing (including fixed-rate pricing), technological developments (including product-specific technological change), changing domestic demand, and the ability to attract and retain skilled employees; availability and price of components; dependence on intellectual property rights, and potential loss or impairment of those rights; research and development costs; rapid product obsolescence; cyclical market patterns; evolving industry standards; and frequent new product introductions requiring timely and successful introduction of new products and the ability to service such products. The software and services industry may also be affected by risks that affect the broader information technology industry.

- **Technology Hardware and Equipment Industry Risk** — The risks of investments in the industry include: effects from industry competition, evolving industry standards and obsolescence of products; government regulation; changes in costs of components and ability to attract and maintain skilled employees; and dependence on intellectual property rights. Stocks of technology companies and companies that rely heavily on technology, especially those of smaller, less-seasoned companies, tend to be more volatile than the overall market. The technology hardware and equipment industry may also be affected by risks that affect the broader information technology industry.
- **Telecommunication Services Industry Risk** — The risks of investments in the industry include: a telecommunications market characterized by increasing competition and regulation by the Federal Communications Commission and various state regulatory authorities; the need to commit substantial capital to meet increasing competition, particularly in formulating new products and services using new technology; and technological innovations that may make various products and services obsolete.
- **Utilities Industry Risk** — The risks of investments in the industry include: review and limitation of rates by governmental regulatory commissions; the fact that the value of regulated utility debt instruments (and, to a lesser extent, equity securities) tends to have an inverse relationship to the movement of interest rates; the risk that utilities may engage in riskier ventures where they have little or no experience; as deregulation allows utilities to diversify outside of their original geographic regions and their traditional lines of business and greater competition as a result of deregulation, which may adversely affect profitability due to lower operating margins, higher costs and diversification into unprofitable business lines.
- **Debt Instrument Risk** — Debt instruments may have varying levels of sensitivity to changes in interest rates and other factors. Typically, the prices of outstanding debt instruments fall when interest rates rise. Without taking into account other factors, the prices of debt instruments with longer maturities may fluctuate more in response to interest rate changes than those of debt instruments with shorter maturities. In addition, changes in the credit quality of the issuer of a debt instrument (including a default) can also affect the price of a debt instrument. Many types of debt instruments are subject to prepayment risk, which is the risk that the issuer of the security will repay principal (in part or in whole) prior to the maturity date. Debt instruments allowing prepayment may offer less potential for gains during a period of declining interest rates, as a Fund may be required to reinvest the proceeds received at lower interest rates. Callable bonds may also have lower sensitivity to interest rate declines than non-callable bonds or Treasury Securities. Such factors may cause the value of an investment in the Fund to change. Debt markets can be volatile and the value of instruments correlated

with these markets may fluctuate dramatically from day to day. Debt instruments in the Index may underperform other debt instruments that track other markets, segments and sectors.

- **Foreign Investments Risk** — Certain factors related to investment in securities of foreign issuers or other investments that provide a Fund with exposure to foreign issuers (collectively, “foreign investments”) may prevent a Fund from achieving its goals. These factors may include the effects of: (i) fluctuations in the value of the local currency versus the U.S. dollar and the uncertainty associated with the cost of converting between various currencies, even if a Fund attempts to hedge against its currency exposure; (ii) differences in settlement practices, as compared to U.S. investments, or delayed settlements in some foreign markets; (iii) the uncertainty associated with evidence of ownership of investments in many foreign countries, which may lack the centralized custodial services and rigorous proofs of ownership required by many U.S. investments; (iv) possible regulation of, or other limitations on, investments by U.S. investors in foreign investments; (v) brokerage commissions and fees and other investment related costs that may be higher than those applicable to U.S. investments; (vi) the possibility that a foreign government may withhold portions of interest and dividends at the source; (vii) taxation of income earned in foreign nations or other taxes imposed with respect to investments in foreign nations; (viii) changes in the denomination currency of a foreign investment, (ix) foreign exchange controls, which may include suspension of the ability to transfer currency from a given country; (x) less publicly available information about foreign issuers; and (xi) less certain legal systems in which the Fund may encounter difficulties or be unable to pursue legal remedies.

In addition, markets for foreign investments are usually less liquid, more volatile and significantly smaller than markets for U.S. securities, which may affect, among other things, a Fund’s ability to obtain exposure to those foreign investments at appropriate times and prices. Because of differences in settlement times and/or foreign market holidays, transactions in a foreign market may take place one or more days after the necessary exposure to these investments is determined. Until the transactions are effected, the Fund is exposed to increased foreign currency risk and market risk and, ultimately, increased correlation risk.

A Fund’s performance also may be affected by factors related to its ability to obtain information about foreign investments. In many foreign countries, there is less publicly available information about issuers than is available in reports about U.S. issuers. Markets for foreign investments are usually not subject to the degree of government supervision and regulation that exists for U.S. investments. Foreign issuers are not generally subject to uniform accounting, auditing and financial reporting standards, and auditing practices and requirements may not be comparable to those applicable to

U.S. issuers. The Public Company Accounting Oversight Board, which regulates auditors of U.S. public companies, is unable to inspect audit work papers in certain foreign countries. Furthermore, the issuers of foreign investments may be closely controlled by a small number of families, institutional investors or foreign governments whose investment decisions might be difficult to predict. To the extent a Fund's assets are exposed to contractual and other legal obligations in a foreign country, (e.g., swap agreements with foreign counterparties), these factors may affect the Fund's ability to achieve its investment objective. A Fund may encounter difficulties or be unable to pursue legal remedies and obtain judgments in foreign courts. In some countries, information about decisions of the judiciary, other government branches, regulatory agencies and tax authorities may be less transparent than decisions by comparable institutions in the U.S., particularly in countries that are politically dominated by a single party or individual. Moreover, enforcement of such decisions may be inconsistent or uncertain. Investors in foreign countries often have limited rights and few practical remedies to pursue shareholder claims, including class actions or fraud claims and the ability of the U.S. Securities and Exchange Commission, the U.S. Department of Justice and other authorities to bring and enforce actions against foreign issuers or foreign persons is limited.

Foreign investments also may be more susceptible to political, social, economic and regional factors than may be the case for U.S. securities. These factors include the effect of: (i) expropriation, nationalization or confiscatory taxation of foreign investments; (ii) changes in credit conditions related to foreign counterparties, including foreign governments and foreign financial institutions; (iii) trade barriers, exchange controls, managed adjustments in relative currency values and other protectionist measures; and (iv) issues related to multi-national currency arrangements; and (v) increased correlation between the value of foreign investments and changes in the commodities markets.

- **Special Considerations About Emerging Market Countries**

— Because foreign investments of a Fund may include issuers domiciled in developing or “emerging market” countries, the aforementioned factors are heightened and foreign investments risk is higher. Economic, business, political or social instability may adversely affect the value of emerging market securities more acutely than securities tied to developed foreign market countries. Emerging markets are riskier than more developed markets because they may develop unevenly or may never fully develop. Investments in emerging market countries are considered speculative.

- **Political and Social Risk** — Some governments in emerging markets countries are authoritarian in nature or have been installed or removed as a result of military coups, and some governments have periodically used force to suppress civil dissent. Disparities of wealth, the pace and success of democratization, and ethnic,

religious and racial disaffection, have also led to social unrest, violence and/or labor unrest in some emerging market countries. Unanticipated political or social developments may result in sudden and significant investment losses. Also, investing in emerging market countries involves a great risk of loss due to expropriation, nationalization, confiscation of assets and property or the imposition of restrictions on foreign investments and repatriation of capital invested by certain emerging market countries.

- **Economic Risk** — Some emerging market countries have experienced currency devaluations and substantial (and, in some cases, extremely high) rates of inflation, while others have experienced economic recessions causing a negative effect on the economies and securities markets of such emerging countries. Further, economies in emerging market countries generally are dependent heavily upon commodity prices and international trade and, accordingly, may be affected adversely by the economies of their trading partners, trade barriers, exchange controls, managed adjustments in relative currency values, and may suffer from extreme and volatile debt burdens or inflation rates.
- **Geographic Concentration Risk** — Funds that focus their investments in companies economically tied to particular foreign countries or geographic regions may be particularly susceptible to economic, political or regulatory events affecting those countries or regions. In addition, currency devaluations or other declines in the value of their currency could occur in foreign countries that have not yet experienced currency devaluation or declines to date, or could continue to occur in foreign countries that have already experienced such devaluations or declines. As a result, funds that focus their investments in companies economically tied to a particular foreign geographic region or country may be more volatile than a more geographically diversified fund.
- **Exposure to Brazilian Investments Risk** — The Brazilian economy is sensitive to fluctuations in commodity prices and commodity markets, and is heavily dependent on trading with key partners. Any changes in the volume of this trading, in taxes or tariffs, or in political relationships between nations may adversely affect the Brazilian economy and, as a result, the Fund's investments. The Brazilian economy has historically been exposed to high rates of inflation and a high level of debt, each of which may reduce and/or prevent economic growth. The Brazilian government currently imposes significant taxes on the transfer of currency. While the Brazilian economy has experienced growth in recent years, there is no guarantee that this growth will continue.
- **Exposure to Chinese Investments Risk** — Investments in securities of issuers in China include risks such as, but are not limited to, less developed or less efficient trading markets; heightened risk of inefficiency, volatility and pricing

anomalies of portfolio holdings resulting from government control of markets; currency fluctuations or blockage; nationalization of assets; limits on repatriation; uncertainty surrounding trading suspensions; a lack of publicly available information (as compared to many other countries); and natural disasters particularly likely to occur in China. Changes in Chinese government policy and economic growth rates could significantly affect local markets and the entire Greater China region. China has yet to develop comprehensive securities, corporate, or commercial laws, and its economy is experiencing a relative slowdown. China is an emerging market and demonstrates significantly higher volatility from time to time in comparison to developed markets. Internal social unrest or confrontations with neighboring countries may also disrupt economic development in China and result in a greater risk of currency fluctuations, currency non-convertibility, interest rate fluctuations, and higher rates of inflation. Investments in securities of Chinese companies are subject to China's heavy dependence on exports. Reductions in spending on Chinese products and services, institution of tariffs or other trade barriers, including as a result of heightened trade tensions between China and the United States, or a downturn in any of the economies of China's key trading partners may have an adverse impact on the Chinese economy and the values of Chinese companies. Significant portions of the Chinese securities markets may become rapidly illiquid, as Chinese issuers have the ability to suspend the trading of their equity securities and have shown a willingness to exercise that option in response to market volatility and other events. The liquidity of Chinese securities may shrink or disappear suddenly and without warning as a result of adverse economic, market or political events, or adverse investor perceptions, whether or not accurate.

- **Exposure to European Investments Risk** — Many countries are members of the European Union (the "EU") and all European countries may be significantly affected by EU policies and may be highly dependent on the economies of their fellow members. The European financial markets have experienced significant volatility and several European countries have been adversely affected by unemployment, budget deficits and economic downturns. In addition, several European countries have experienced credit rating downgrades, rising government debt levels and, for certain European countries (including Spain, Portugal, Ireland and Italy), weaknesses in sovereign debt. These events, along with decreasing imports or exports, changes in governmental or EU regulations on trade, the default or threat of default by a European country on its sovereign debt, an economic recession in a European country, or the threat of a European country to leave the EU may have a significant adverse effect on the affected European country, issuers in the affected European country, the economies of other European countries, or their trading partners. Such events, or even the threat of these events, may cause the value of securities issued by issuers in such European countries to fall, in some cases

drastically. These events may also cause further volatility in the European financial markets. To the extent that the Fund's assets are exposed to investments from issuers in European countries or denominated in euro, their trading partners, or other European countries, these events may negatively impact the performance of the Fund.

- **Exposure to Japanese Investments Risk** — Investments in Japan are subject to risks including, but not limited to (i) political, economic, or social instability in Japan; (ii) risks associated with Japan's large government deficit; (iii) natural disasters particularly likely to occur in Japan; (iv) risks associated with an increasingly aging and declining population that is likely to strain Japan's social welfare and pension systems; and (v) relatively high unemployment. Since the year 2000, Japan's economic growth rate has remained relatively low. As an island nation Japan has limited natural resources and land area, and the Japanese economy is heavily dependent on international trade and reliant on imports for its commodity needs. Fluctuations or shortages in the commodity markets may negatively impact the Japanese economy. Slowdowns in the U.S. and/or China and other Southeast Asian countries, including economic, political or social instability in such countries, could have a negative impact on Japan. Because of its trade dependence, the Japanese economy is particularly exposed to the risks of currency fluctuation, foreign trade policy and regional and global economic disruption, including the risk of increased tariffs, embargoes, and other trade limitations. Strained relationships between Japan and its neighboring countries, including China, South Korea and North Korea, based on historical grievances, territorial disputes, and defense concerns, may also inject uncertainty into Japanese markets. As a result, additional tariffs, other trade barriers, or boycotts may have an adverse impact on the Japanese economy.
- **Exposure to Mexican Investments Risk** — Investments in Mexico are subject to risks that are specific to Mexico, including but not limited to fluctuations in commodity prices and commodity markets as well as heavy dependence on trading with key economies, including the U.S. economy and certain Latin American economies. Any increases or decreases in the volume of this trading, changes in taxes or tariffs, or variance in political relationships between those nations may impact the Mexican economy. For example, lower oil prices have negatively impacted *Petróleos Mexicanos*, the Mexican State-owned petroleum company, which accounts for a significant percentage of the Mexican government's tax revenue. Additionally, agricultural and mining sectors of Mexico's economy account for a large portion of Mexico's exports. Any changes in these sectors or fluctuations in the commodity markets could have an adverse impact on the Mexican economy. Historically, Mexico has also experienced substantial economic instability resulting from, among other things, periods of high inflation and significant devaluations of the Mexican currency, the peso, as well as high interest

rates, economic volatility, and high unemployment rates. Recently, Mexico has experienced adverse economic impacts as a result of earthquakes and hurricanes, as well as outbreaks of violence.

- **Exposure to Latin American Investments Risk**—The Fund is exposed, to a greater extent than more geographically diversified funds, to risks associated with investments in Latin American countries. Such risks include, but are not limited to (i) political, economic, or social instability in certain Latin American countries; (ii) a heightened risk of high inflation and government deficits in certain Latin American countries; (iii) natural disasters particularly likely to occur in Latin America; (iv) heightened risk of currency devaluations; (v) risks associated with Latin American countries' significant dependence on the health of the U.S. economy; and (vi) risks associated with Latin American economies' sensitivity to fluctuations in the price of commodities such as oil and gas, minerals, and metals (resulting from those economies' heavy reliance on the export of such commodities).
- **Exposure to Taiwan Investment Risk** — Investments in Taiwan are subject to risks, including, but not limited to, legal, regulatory, political, currency and economic risks that are specific to Taiwan. Specifically, Taiwan's geographic proximity and history of political contention with China have resulted in ongoing tensions between the two countries, which may materially affect the Taiwanese companies. Investments in securities of Taiwanese companies are subject to Taiwan's heavy dependence on exports. Reductions in spending on Taiwanese products and services, labor shortages, institution of tariffs or other trade barriers, or a downturn in any of the economies of Taiwan's key trading partners, including the United States, may have an adverse impact on the Taiwanese economy and the values of Taiwanese companies.
- **Exposure to United Kingdom Investments Risk** — The United Kingdom has one of the largest economies in Europe, and the United States and other European countries are substantial trading partners of the United Kingdom. As a result, the British economy may be impacted by changes to the economic condition of the United States and other European countries. The British economy relies heavily on the export of financial services to the United States and other European countries and, therefore, a prolonged slowdown in the financial services sector may have a negative impact on the British economy. Continued governmental involvement or control in certain sectors may stifle competition in certain sectors or cause adverse effects on economic growth. On January 31, 2020, the United Kingdom left the European Union (referred to as "Brexit") and on this date the United Kingdom entered a transition period that is scheduled to end on December 31, 2020. Negotiations to settle what form Brexit will take are due to be finalized during the transition period and, therefore, at present the political and economic consequences of Brexit are uncertain. Given the size and importance of the United Kingdom's economy, uncertainty about its legal, political, and economic relationship with the remaining member states of the European Union may continue to be a source of instability. Brexit could lead to legal and tax uncertainty and potentially divergent national laws and regulations as the United Kingdom determines which European Union laws to replace or replicate.
- **Short Sale Exposure Risk** — The Fund may seek inverse or "short" exposure through financial instruments, which would cause the Fund to be exposed to certain risks associated with selling short. These risks include, under certain market conditions, an increase in the volatility and decrease in the liquidity of the instruments underlying the short position, which may lower the Fund's return, result in a loss, have the effect of limiting the Fund's ability to obtain inverse exposure through financial instruments, or require the Fund to seek inverse exposure through alternative investment strategies that may be less desirable or more costly to implement. To the extent that, at any particular point in time, the instruments underlying the short position may be thinly traded or have a limited market, including due to regulatory action, the Fund may be unable to meet its investment objective due to a lack of available instruments or counterparties. During such periods, the Fund's ability to issue additional shares may be adversely affected. Obtaining inverse exposure through these instruments may be considered an aggressive investment technique. Any income, dividends or payment by the assets underlying the Fund's short positions will negatively impact the Fund.
- **Tax Risk** — In order to qualify for the special tax treatment accorded a regulated investment company ("RIC") and its shareholders, the Fund must derive at least 90% of its gross income for each taxable year from "qualifying income," meet certain asset diversification tests at the end of each taxable quarter, and meet annual distribution requirements. The Fund's pursuit of its investment strategies will potentially be limited by the Fund's intention to qualify for such treatment and could adversely affect the Fund's ability to so qualify. The Fund can make certain investments, the treatment of which for these purposes is unclear. If, in any year, the Fund were to fail to qualify for the special tax treatment accorded a RIC and its shareholders, and were ineligible to or were not to cure such failure, the Fund would be taxed in the same manner as an ordinary corporation subject to U.S. federal income tax on all its income at the fund level. The resulting taxes could substantially reduce the Fund's net assets and the amount of income available for distribution. In addition, in order to requalify for taxation as a RIC, the Fund could be required to recognize unrealized gains, pay substantial taxes and interest, and make certain distributions. Please see the Statement of Additional Information for more information.

Other Principal Risks

In addition to the risks noted above, many other factors may also affect the value of an investment in a Fund, such as market conditions, interest rates and other economic, political or financial developments. The impact of these developments on a Fund will depend upon the types of investments in which the Fund invests, the Fund's level of investment in particular issuers and other factors, including the financial condition, industry, economic sector and location of such issuers. The SAI contains additional information about each Fund, its investment strategies and related risks. Each Fund may be subject to other risks in addition to those identified as principal risks.

- Cybersecurity Risk** — With the increased use of technologies such as the Internet and the dependence on computer systems to perform necessary business functions, each Fund, financial intermediaries, service providers and the relevant listing exchange are susceptible to operational, information security and related “cyber” risks. In general, cyber incidents can result from deliberate attacks or unintentional events. Cyber attacks include, but are not limited to gaining unauthorized access to digital systems for purposes of misappropriating assets or sensitive information, corrupting data, or causing operational disruption. Cyber attacks may also be carried out in a manner that does not require gaining unauthorized access, such as causing among other behaviors, stealing or corrupting data maintained online or digitally, and denial of service attacks on websites. Cybersecurity failures or breaches of a Fund's third party service provider (including, but not limited to, index providers, the administrator and transfer agent) or the issuers of securities and/or financial instruments in which the Fund invests, have the ability to cause disruptions and impact business operations, potentially resulting in financial losses, the inability of Fund shareholders to transact business, violations of applicable privacy and other laws. For instance, cyber attacks may interfere with the processing of shareholder transactions, impact the Fund's ability to calculate its NAV, cause the release of private shareholder information or confidential Fund information, impede trading, cause reputational damage, and subject the Fund to regulatory fines, penalties or financial losses, reimbursement or other compensation costs, and/or additional compliance costs. In addition, substantial costs may be incurred in order to prevent any cyber incidents in the future. A Fund and its shareholders could be negatively impacted as a result. While a Fund or its service providers may have established business continuity plans and systems designed to guard against such cyber attacks or adverse effects of such attacks, there are inherent limitations in such plans and systems including the possibility that certain risks have not been identified, in large part because different unknown threats may emerge in the future. Similar types of cybersecurity risks also are present for issuers of securities in which a Fund invests, which could result in material adverse consequences for such issuers, and may cause the Fund's investments in such securities to lose value. In addition, cyber attacks involving a counterparty to a Fund

could affect such a counterparty's ability to meet its obligations to the Fund, which may result in losses to the Fund and its shareholders. ProFund Advisors and the Trust do not control the cybersecurity plans and systems put in place by third party service providers, and such third party service providers may have no or limited indemnification obligations to ProFund Advisors or a Fund.

- LIBOR Risk** — The terms of many investments, financings or other transactions to which a Fund may be a party have been historically tied to the London Interbank Offered Rate, or “LIBOR.” LIBOR is the offered rate at which major international banks can obtain wholesale, unsecured funding, and LIBOR may be available for different durations (e.g., 1 month or 3 months) and for different currencies. LIBOR may be a significant factor in determining a Fund's payment obligations under a derivative investment, the cost of financing to a Fund or an investment's value or return to a Fund, and may be used in other ways that affect a Fund's investment performance. In July 2017, the Financial Conduct Authority, the United Kingdom's financial regulatory body, announced that after 2021 it will cease its active encouragement of banks to provide the quotations needed to sustain LIBOR. That announcement suggests that LIBOR may cease to be published after that time. Various financial industry groups have begun planning for that transition, but there are obstacles to converting certain securities and transactions to a new benchmark. Transition planning is at an early stage and the nature of a substitute rate, if any, is unknown, and neither the effect of the transition process nor its ultimate success is certain. The transition process might lead to increased volatility and illiquidity in markets for instruments whose terms currently include LIBOR. It could also lead to a reduction in the value of some LIBOR-based investments and reduce the effectiveness of new hedges placed against existing LIBOR-based investments. While some LIBOR-based instruments may contemplate a scenario where LIBOR is no longer available by providing for an alternative rate-setting methodology and/or increased costs for certain LIBOR-related instruments or financing transactions, not all may have such provisions and there may be significant uncertainty regarding the effectiveness of any such alternative methodologies, resulting in prolonged adverse market conditions for a Fund. Since the usefulness of LIBOR as a benchmark could deteriorate during the transition period, these effects could occur prior to the end of 2021. There also remains uncertainty and risk regarding the willingness and ability of issuers to include enhanced provisions in new and existing contracts or instruments. All of the aforementioned may adversely affect a Fund's performance or NAV.
- Operational Risk** — A Fund, its service providers, financial intermediaries, and the relevant listing exchange are subject to operational risks arising from, among other things, human error, systems and technology errors and disruptions, failed or inadequate controls, and fraud. These errors may adversely

affect a Fund's operations, including its ability to execute its investment process, calculate or disseminate its NAV or intraday indicative value in a timely manner, and process creations or redemptions. While a Fund seeks to minimize such events through controls and oversight, there may still be failures and a Fund may be unable to recover any damages associated with such failures. These failures may have a material adverse effect on a Fund's returns. Each Fund relies on order information provided by financial intermediaries to determine the net inflows and outflows. As a result, each Fund is subject to operational risks associated with reliance on those financial intermediaries and their data sources. In particular, errors in the order information may result in the purchase or sale of the instruments in which a Fund invests in a manner that may be disadvantageous to a Fund.

- **Securities Lending Risk** — A Fund may engage in securities lending. Securities lending involves the risk, as with other extensions of credit, that the Fund may lose money because (a) the borrower of the loaned securities fails to return the securities in a timely manner or at all or (b) it loses its rights in the collateral should the borrower fail financially. A Fund could also lose money in the event of a decline in the value of collateral provided for loaned securities or a decline in the value of any investments made with cash collateral. These events could also trigger adverse tax consequences for the Fund. In determining whether to lend securities, ProFund Advisors or the Fund's securities lending agent will consider relevant facts and circumstances, including the creditworthiness of the borrower.

Additional Securities, Instruments and Strategies

This section describes additional securities, instruments and strategies that may be utilized by a Fund that are not principal investment strategies of a Fund unless otherwise noted in the Fund's description of principal strategies in the Fund's Summary Prospectus. Additional Information about of the types of investments that a Fund may make is set forth in the SAI.

In certain circumstances, a Fund may gain exposure to only a representative sample of the securities in the index, which exposure is intended to have aggregate characteristics similar to the index. In addition, a Fund may overweight or underweight certain components contained in its underlying index, or invest in investments not contained in the index but that are designed to provide the requisite exposure to the index.

- **Debt Securities** are fixed income securities, which may include foreign sovereign, sub-sovereign and supranational bonds, as well as any other obligations of any rating or maturity such as foreign and domestic investment grade corporate debt securities and lower-rated corporate debt securities.
 - **Corporate Debt** Securities are debt instruments issued by a corporation that represent the obligation of the corporation to repay a loan face amount with interest

within a set period of time. These securities may be of any credit quality and may include junk bonds and securities that are not rated by any rating agency.

- **Depository Receipts** include American Depositary Receipts (ADRs) and Global Depositary Receipts (GDRs).
 - **ADRs** represent the right to receive securities of foreign issuers deposited in a bank or trust company. ADRs are an alternative to purchasing the underlying securities in their national markets and currencies. Investment in ADRs has certain advantages over direct investment in the underlying foreign securities because: (i) ADRs are U.S. dollar-denominated investments that are easily transferable and for which market quotations are readily available; and (ii) issuers whose securities are represented by ADRs are generally subject to auditing, accounting and financial reporting standards similar to those applied to domestic issuers.
 - **GDRs** are receipts for shares in a foreign-based corporation traded in capital markets around the world. While ADRs permit foreign corporations to offer shares to American citizens, GDRs allow companies in Europe, Asia, the United States and Latin America to offer shares in many markets around the world.
- **Other Investment Companies** — A Fund may invest in the securities of other investment companies, including exchange-traded funds (ETFs), to the extent that such an investment would be consistent with the requirements of the 1940 Act or any exemptive order issued by the SEC. If a Fund invests in, and, thus, is a shareholder of, another investment company, the Fund's shareholders will indirectly bear the Fund's proportionate share of the fees and expenses paid by such other investment company, including advisory fees, in addition to both the management fees payable directly by the Fund to the Fund's own investment advisor and the other expenses that the Fund bears directly in connection with the Fund's own operations.

Because most ETFs are investment companies, absent exemptive relief or reliance on an applicable exemptive statute or rule, a Fund's investments in such investment companies generally would be limited under applicable federal statutory provisions. Those provisions typically restrict a Fund's investment in the shares of another investment company to up to 5% of its assets (which may represent no more than 3% of the securities of such other investment company) and limit aggregate investments in all investment companies to 10% of assets. A Fund may invest in certain ETFs in excess of the statutory limit in reliance on an exemptive order issued by the SEC to those entities or pursuant to statutory or exemptive relief and pursuant to procedures approved by the Board provided that the ProFund complies with the conditions of the exemptive relief, as they may be amended from time to time, and any other applicable investment limitations.

- **Money Market Instruments** are short-term debt instruments that have a remaining maturity of 397 days or less and exhibit high quality credit profiles. Money market instruments may include U.S. government securities, securities issued by governments of other developed countries and repurchase agreements, for example:
 - **Repurchase Agreements** are contracts in which a seller of securities, usually U.S. government securities or other money market instruments, agrees to buy the securities back at a specified time and price. Repurchase agreements are primarily used as short-term investments for cash positions.
 - **U.S. Government Securities** are issued by the U.S. government or one of its agencies or instrumentalities. Some, but not all, U.S. government securities are backed by the full faith and credit of the federal government. Other U.S. government securities are backed by the issuer's right to borrow from the U.S. Treasury and some are backed only by the credit of the issuing organization.
- **Options on Securities and Stock Indexes and Investments Covering such Positions** Option contracts grant one party a right, for a price, either to buy or sell a security or futures contract at a fixed price during a specified period or on a specified day. A call option gives one the right to buy a security at an agreed-upon price on or before a certain date. A put option gives one the right to sell a security at an agreed-upon price on or before a certain date.
- **Reverse Repurchase Agreements** involve the sale of a security by a Fund to another party (generally a bank or dealer) in return for cash and an agreement by the Fund to buy the securities back at a specified price and time. Reverse repurchase agreements may be considered a form of borrowing for some purposes and may create leverage.
- **Securities Lending** — A Fund may lend securities to brokers, dealers and financial organizations under guidelines adopted by the Board. A Fund may loan up to one-third of the value of the Fund's total assets (including the value of any collateral received). Each loan may be secured by collateral in the form of cash, Money Market Instruments or U.S. Government securities.
- **Short Sales** Rising Rates Opportunity ProFund and Rising Rates Opportunity 10 ProFund also may engage in short sale transactions with respect to equity securities (including shares of exchange-traded funds) to the extent permitted by the 1940 Act. A short sale is a transaction in which a Fund sells a security it does not own in anticipation that the market price of that security will decline. To complete such a transaction, a Fund must borrow the security to make delivery to the buyer. The Fund is then obligated to replace the security borrowed by borrowing the same security from another lender, purchasing it at the market price at the time of replacement or paying the lender an amount equal to the cost of purchasing the security. The price at such time may be more or less than

the price at which the security was sold by the Fund. Until the security is replaced, the Fund is required to repay the lender any dividends it receives or interest which accrues on the security during the period of the loan. To borrow the security, the Fund also may be required to pay a premium, which would increase the cost of the security sold. The net proceeds of the short sale will be retained by the broker, to the extent necessary to meet the margin requirements, until the short position is closed out. The Fund also will incur transaction costs in effecting short sales.

The Non-Equity ProFunds also may make short sales "against the box," i.e., when a security identical to or convertible or exchangeable into one owned by a Fund is borrowed and sold short. Whenever a Fund engages in short sales, it earmarks or segregates cash or liquid securities in an amount that, when combined with the amount of collateral deposited with the broker in connection with the short sale, equals the current market value of the security sold short. The earmarked or segregated assets are marked to market daily.

- **Structured Notes** are debt obligations which may include components such as swaps, forwards, options, caps or floors which change their return patterns. Structured notes may be used to alter the risks to a portfolio, or alternatively may be used to expose a portfolio to asset classes or markets in which one does not desire to invest directly.

Precautionary Notes

A Precautionary Note to Investment Companies — For purposes of the Investment Company Act of 1940, each Fund is a registered investment company, and the acquisition of a Fund's shares by other investment companies is subject to the restrictions of Section 12(d)(1) thereof. The Trust and each Fund have obtained an exemptive order from the SEC allowing a registered investment company to invest in Fund shares beyond the limits of Section 12(d)(1) subject to certain conditions, including that a registered investment company enters into a Participation Agreement with the Trust regarding the terms of the investment. Any investment company considering purchasing shares of a Fund in amounts that would cause it to exceed the restrictions of Section 12(d)(1) should contact the Trust.

Any investment company considering purchasing shares of a Fund in amounts that would cause it to exceed the restrictions of Section 12(d)(1) should contact the Trust.

A Precautionary Note Regarding Regulatory Initiatives — There is a possibility of future regulatory changes altering, perhaps to a material extent, the nature of an investment in a Fund or the ability of a Fund to continue to implement their investment strategies.

The futures markets are subject to comprehensive statutes, regulations, and margin requirements. In addition, CFTC and the exchanges are authorized to take extraordinary actions in the event of a market emergency, including, for example, the implementation of higher margin requirements, the

establishment of daily price limits and the suspension of trading. The regulation of derivative transactions (including swaps and futures transactions) in the United States is a rapidly changing area of law and is subject to modification by government and judicial action. The effect of any future regulatory change on a Fund is impossible to predict, but could be substantial and adverse.

In particular, the Dodd-Frank Wall Street Reform and Consumer Protection Act (the “Dodd-Frank Act”) was signed into law on July 21, 2010. The Dodd-Frank Act has changed and will continue to change the way in which the U.S. financial system is supervised and regulated. Title VII of the Dodd-Frank Act sets forth a legislative framework for OTC derivatives, including financial instruments, such as swaps, in which a Fund may invest. Title VII of the Dodd-Frank Act made broad changes to the OTC derivatives market and granted significant authority to the SEC and CFTC to regulate OTC derivatives and market participants.

The European Union (and some other countries) have implemented and continue to implement similar requirements that will affect a Fund when it enters into derivatives transactions with a counterparty organized in those jurisdictions or otherwise subject to applicable derivatives regulations. Under rules adopted under the Dodd-Frank Act, transactions in some types of swaps (including interest rate swaps and credit default swaps on North American and European indices) are required to be centrally cleared. Some types of cleared derivatives are required to be executed on an exchange or on a swap execution facility. A swap execution facility is a trading platform where multiple market participants can execute derivatives by accepting bids and offers made by multiple other participants in the platform. While this execution requirement is designed to increase transparency and liquidity in the cleared derivatives market, trading on a swap execution facility can create additional costs and risks for a Fund.

The U.S. government and the European Union have adopted mandatory minimum margin requirements for bilateral derivatives. New variation margin requirements became effective in March 2017 and new initial margin requirements will become effective on a phased in compliance schedule that began in 2020. Such requirements could increase the amount of margin a Fund needs to provide in connection with its derivatives transactions and, therefore, make derivatives transactions more expensive. The CFTC, SEC and other federal regulators may adopt additional regulations enacting the provisions of the Dodd-Frank Act.

In addition, the SEC recently finalized new Rule 18f-4 under the 1940 Act providing for the regulation of registered investment companies’ use of derivatives and certain related instruments. Compliance with Rule 18f-4 will not be required until approximately the middle of 2022. The new rule, among other things, limits derivatives exposure through one of two value-at-risk tests and eliminates the asset segregation framework for covering derivatives and certain financial instruments arising from the SEC’s Release 10666 and ensuing staff guidance.

Limited derivatives users (as determined by Rule 18f-4) are not, however, subject to the full requirements under the rule.

New regulations could, among other things, adversely affect the value of the investments held by a Fund, restrict a Fund’s ability to engage in derivatives transactions (for example, by making certain derivatives transactions no longer available to that Fund) and/or increase the costs of such derivatives transactions (for example, by increasing margin or capital requirements), which could adversely affect investors. It is unclear how the regulatory changes will affect counterparty risk. In particular, new position limits imposed on a Fund or its counterparties may impact that Fund’s ability to invest in a manner that efficiently meets its investment objective, and new requirements, including capital and mandatory clearing for certain swaps, may increase the cost of a Fund’s investments and cost of doing business, which could adversely affect investors. Because these requirements are new and evolving (and some of the rules are not yet final), their ultimate impact remains unclear.

A Note Regarding the Diversification of Certain of the Classic ProFunds – Certain of the Classic ProFunds (Europe 30 ProFund, Large-Cap Growth ProFund, Large-Cap Value ProFund, Mid-Cap Growth ProFund, Mid-Cap Value ProFund, Small-Cap Growth ProFund and Small-Cap Value ProFund, each an “Affected Fund” and together the “Affected Funds”) are currently “diversified” as that term is defined in the 1940 Act and have been operating as diversified investment companies for more than three years.

Although the Affected Funds had previously designated themselves as “non-diversified” companies, the staff of the Securities and Exchange Commission takes the position that any fund that registers itself as a non-diversified company but that operates as a diversified company for more than three years must obtain shareholder approval before it can once again operate as a non-diversified company. As a diversified fund, at least 75% of the value of each Affected Fund’s total assets must be represented by cash and cash items (including receivables), U.S. Government securities, securities of other investment companies, and other securities for the purposes of this calculation limited in respect of any one issuer (i) to an amount not greater in value than 5% of the value of the total assets of such Affected Fund and (ii) to not more than 10% of the outstanding voting securities of such issuer.

Additional Information About the Indexes, the Index Providers and the Index Calculation Agent

A Fund operates pursuant to licensing agreements for the use of the relevant index. A brief description of a Fund’s index is included in each Summary Prospectus, as supplemented below:

Information About the Index Licensors

“Dow Jones,” “Dow 30,” “Dow Jones Industrial Average,” “DJIA” and the name of each Dow Jones sector index are trademarks of Dow Jones & Company, Inc. and have been licensed for use for certain purposes by ProFunds. “ICE Futures U.S.®” and

“IntercontinentalExchange[®]” are registered trademarks of the IntercontinentalExchange, Inc. The “ICE[®] U.S. Dollar Index[®]” and “USD[®]” are registered trademarks of ICE Futures U.S., Inc. and have been licensed for use by ProFunds. “MSCI[®] EAFE[®]” is a trademark of Morgan Stanley Capital International, Inc. “Nasdaq-100[®] Index” is a trademark of The Nasdaq Stock Market, Inc. (“Nasdaq”). The “Nikkei 225 Stock Index” is a trademark of Nihon Keizai Shimbun, Inc. “Russell 2000[®]” and “Russell 3000[®]” are a trademark of the Frank Russell Company. “Standard & Poor’s[®],” “S&P[®],” “S&P 500[®],” “Standard & Poor’s 500,” “S&P MidCap 400[®],” “Standard & Poor’s MidCap 400,” “S&P SmallCap 600[®],” “Standard & Poor’s SmallCap 600,” “S&P MidCap 400[®] Growth Index,” “S&P MidCap 400[®] Value Index,” “S&P SmallCap 600[®] Growth Index,” S&P/BNY Mellon Emerging Markets 50 ADR Index (USD), S&P/BNY Mellon China Select ADR Index (USD), S&P/BNY Mellon Latin America 35 ADR Index (USD), and “S&P Small-Cap 600[®] Value Index” are trademarks of The McGraw-Hill Companies, Inc. and have been licensed for use by ProFunds.

The ProFunds are not sponsored, endorsed, sold or promoted by these organizations and the organizations make no representations regarding the advisability of investing in ProFunds.

ICE Futures U.S., Inc.

NEITHER THE INDICATION THAT SECURITIES OR OTHER FINANCIAL PRODUCTS OFFERED HEREIN ARE BASED ON DATA PROVIDED BY ICE FUTURES U.S., INC. NOR THE PUBLICATION OF THE USD[®] NOR THE LICENSING OF DATA OR THE USD[®] TRADEMARKS BY ICE FUTURES U.S., INC. OR ITS AFFILIATES FOR USE IN CONNECTION WITH SECURITIES OR OTHER FINANCIAL PRODUCTS DERIVED FROM SUCH DATA OR INDEX IN ANY WAY SUGGESTS OR IMPLIES A REPRESENTATION OR OPINION BY ICE FUTURES U.S., INC. OR ANY SUCH AFFILIATES AS TO THE ATTRACTIVENESS OR INVESTMENT IN ANY SECURITIES OR OTHER FINANCIAL PRODUCTS BASED UPON OR DERIVED FROM SUCH DATA OR INDEX. ICE FUTURES U.S., INC. IS NOT THE ISSUER OF ANY SUCH SECURITIES OR OTHER FINANCIAL PRODUCTS AND MAKES NO EXPRESS OR IMPLIED WARRANTIES OF MERCHANTABILITY OR FITNESS FOR ANY PARTICULAR PURPOSE WITH RESPECT TO SUCH INDEX OR ANY DATA INCLUDED OR REFLECTED THEREIN, NOR AS TO RESULTS TO BE OBTAINED BY ANY PERSON OR ANY ENTITY FROM THE USE OF THE INDEX OR ANY DATA INCLUDED OR REFLECTED THEREIN.

Nasdaq

The Nasdaq-100 ProFund, the UltraNasdaq-100 ProFund, the Short Nasdaq-100 ProFund and the UltraShort Nasdaq-100 ProFund (the “Nasdaq Funds”) each is not sponsored, endorsed, sold or promoted by The Nasdaq OMX Group, Inc. or its affiliates (Nasdaq OMX, with its affiliates, are referred to as the “Corporations”). The Corporations have not passed on the legality or suitability of, or the accuracy or adequacy of descriptions and disclosures relating to, the Nasdaq Funds. The

Corporations make no representation or warranty, express or implied to the owners of the Nasdaq Funds or any member of the public regarding the advisability of investing in securities generally or in the Nasdaq Funds particularly, or the ability of the Nasdaq-100 Index[®] to track general stock market performance. The Corporations’ only relationship to E Fund Management Co. (“Licensee”) is in the licensing of the Nasdaq[®], OMX[®], NasdaqOMX[®], Nasdaq-100[®], and Nasdaq-100 Index[®] registered trademarks and certain trade names of the Corporations and the use of the Nasdaq-100 Index[®] which is determined, composed and calculated by Nasdaq OMX without regard to Licensee or the Nasdaq Funds. Nasdaq OMX has no obligation to take the needs of the Licensee or the owners of the Nasdaq Funds into consideration in determining, composing or calculating the Nasdaq-100 Index[®]. The Corporations are not responsible for and have not participated in the determination of the timing of, prices at, or quantities of the Nasdaq Funds to be issued or in the determination or calculation of the equation by which the Nasdaq Funds is to be converted into cash. The Corporations have no liability in connection with the administration, marketing or trading of the Nasdaq Funds.

THE CORPORATIONS DO NOT GUARANTEE THE ACCURACY AND/OR UNINTERRUPTED CALCULATION OF THE NASDAQ-100 INDEX[®] OR ANY DATA INCLUDED THEREIN. THE CORPORATIONS MAKE NO WARRANTY, EXPRESS OR IMPLIED, AS TO RESULTS TO BE OBTAINED BY LICENSEE, OWNERS OF THE NASDAQ FUNDS, OR ANY OTHER PERSON OR ENTITY FROM THE USE OF THE NASDAQ-100 INDEX[®] OR ANY DATA INCLUDED THEREIN. THE CORPORATIONS MAKE NO EXPRESS OR IMPLIED WARRANTIES, AND EXPRESSLY DISCLAIM ALL WARRANTIES OF MERCHANTABILITY OR FITNESS FOR A PARTICULAR PURPOSE OR USE WITH RESPECT TO THE NASDAQ-100 INDEX[®] OR ANY DATA INCLUDED THEREIN. WITHOUT LIMITING ANY OF THE FOREGOING, IN NO EVENT SHALL THE CORPORATIONS HAVE ANY LIABILITY FOR ANY LOST PROFITS OR SPECIAL, INCIDENTAL, PUNITIVE, INDIRECT, OR CONSEQUENTIAL DAMAGES, EVEN IF NOTIFIED OF THE POSSIBILITY OF SUCH DAMAGES.

S&P Dow Jones Indices

Standard & Poor’s[®] and S&P[®] are registered trademarks of Standard & Poor’s Financial Services LLC (“S&P”) and Dow Jones[®] is a registered trademark of Dow Jones Trademark Holdings LLC (“Dow Jones”). The Indexes are a product of S&P Dow Jones Indices LLC or its affiliates, and have been licensed for use by ProFunds. The Funds are not sponsored, endorsed, sold or promoted by S&P Dow Jones Indices LLC, Dow Jones, S&P, any of their third party licensors, or any of their respective affiliates (collectively, “S&P Dow Jones Indices”). S&P Dow Jones Indices do not make any representation or warranty, express or implied, to the owners of the Funds or any member of the public regarding the advisability of investing in securities generally or in the Funds particularly or the ability of the Indexes to track general market performance. S&P Dow Jones Indices’ only relationship to ProFunds with respect to the Indexes is the

licensing of the Indexes and certain trademarks, service marks and/or trade names of S&P Dow Jones Indices. The Indexes are determined, composed and calculated by S&P Dow Jones Indices without regard to ProFunds Trust or the Funds. S&P Dow Jones Indices have no obligation to take the needs of ProFunds or the owners of the Funds into consideration in determining, composing or calculating the Indexes. S&P Dow Jones Indices are not responsible for and have not participated in the determination of the prices, and amount of the Funds or the timing of the issuance or sale of the Funds or in the determination or calculation of the equation by which the Funds are to be converted into cash or redeemed, case the case may be. S&P Dow Jones Indices have no obligation or liability in connection with the administration, marketing or trading of the Funds. There is no assurance that investment products based on the Indexes will accurately track index performance or provide positive investment returns. S&P Dow Jones Indices LLC and its subsidiaries are not investment advisors. Inclusion of a security within an index is not a recommendation by S&P Dow Jones Indices to buy, sell, or hold such security, nor is it considered to be investment advice.

S&P DOW JONES INDICES DO NOT GUARANTEE THE ADEQUACY, ACCURACY, TIMELINESS AND/OR THE COMPLETENESS OF THE INDEXES OR ANY DATA RELATED THERETO OR ANY COMMUNICATION, INCLUDING BUT NOT LIMITED TO, ORAL OR WRITTEN COMMUNICATION (INCLUDING ELECTRONIC COMMUNICATIONS) WITH RESPECT THERETO. S&P DOW JONES INDICES SHALL NOT BE SUBJECT TO ANY DAMAGES OR LIABILITY FOR ANY ERRORS,

OMISSIONS, OR DELAYS THEREIN. S&P DOW JONES INDICES MAKE NO EXPRESS OR IMPLIED WARRANTIES, AND EXPRESSLY DISCLAIM ALL WARRANTIES, OF MERCHANTABILITY OR FIT-NESS FOR A PARTICULAR PURPOSE OR USE OR AS TO RESULTS TO BE OBTAINED BY PROFUNDS, OWNERS OF THE FUNDS, OR ANY OTHER PERSON OR ENTITY FROM THE USE OF THE INDEXES OR WITH RESPECT TO ANY DATA RELATED THERETO. WITHOUT LIMITING ANY OF THE FOREGOING, IN NO EVENT WHATSOEVER SHALL S&P DOW JONES INDICES BE LIABLE FOR ANY INDIRECT, SPECIAL, INCIDENTAL, PUNITIVE, OR

CONSEQUENTIAL DAMAGES INCLUDING BUT NOT LIMITED TO, LOSS OF PROFITS, TRADING LOSSES, LOST TIME OR GOODWILL, EVEN IF THEY HAVE BEEN ADVISED OF THE POSSIBILITY OF SUCH DAMAGES, WHETHER IN CONTRACT, TORT, STRICT LIABILITY, OR OTHERWISE. THERE ARE NO THIRD PARTY BENEFICIARIES OF ANY AGREEMENTS OR ARRANGEMENTS BETWEEN S&P DOW JONES INDICES AND PROFUNDS, OTHER THAN THE LICENSORS OF S&P DOW JONES INDICES.

Please see the SAI, which sets forth certain additional disclaimers and limitations of liabilities.

Portfolio Holdings Information

A description of the Trust's policies and procedures with respect to the disclosure of each Fund's portfolio holdings is available in the SAI. Each Fund's portfolio holdings are posted on a daily basis to the Fund's (www.profund.com).

Fund Management

Board of Trustees and Officers

The Board is responsible for the general supervision of each Fund. The officers of the Trust are responsible for the day-to-day operations of each Fund.

Investment Advisor

ProFund Advisors, located at 7501 Wisconsin Avenue, Suite 1000E, Bethesda, Maryland 20814, serves as the investment adviser to each Fund and provides investment advice and management services to each Fund. ProFund Advisors oversees the investment and reinvestment of the assets in each Fund. For its investment advisory services, ProFund Advisors is entitled to receive annual fees equal to 0.75% of the average daily net assets of each fund, except Nasdaq-100 ProFund, UltraJapan ProFund and UltraShort Japan ProFund and U.S. Government Plus ProFund, for which it is entitled to receive annual fees equal to 0.70%, 0.90%, 0.90% and 0.50% respectively, of the average daily net assets of each such ProFund. ProFund Advisors bears the costs of providing advisory services. A discussion regarding the basis for the Board approving the investment advisory agreement for each Fund is in the Trust's most recent semi-annual report to shareholders dated January 31, 2020, or in the Trust's most recent annual report to shareholders dated July 31, 2020 or in the Trust's semi-annual or annual report to shareholders that covers the period during which the approval occurred. Subject to the condition that the aggregate daily net assets of the Trust and Access One Trust (Access One Trust funds are not part of the Trust and are offered through a separate prospectus) be equal to or greater than \$10 billion, ProFund Advisors has agreed to reduce each Fund's annual investment advisory fee by 0.025% on assets in excess of \$500 million up to \$1 billion, 0.05% on assets in excess of \$1 billion up to \$2 billion and 0.075% on assets in excess of \$2 billion. During the year ended July 31, 2020, no Fund's annual investment advisory fee was subject to such reductions. During the year ended July 31, 2020, each Fund paid ProFund Advisors fees in the following amounts (fees paid reflect the effects of any expense limitation arrangements in place for the period):

Banks UltraSector ProFund	0.75%
Basic Materials UltraSector ProFund	0.27%
Bear ProFund	0.75%
Biotechnology UltraSector ProFund	0.75%
Bull ProFund	0.75%
Communication Services UltraSector ProFund	0.54%
Consumer Goods UltraSector ProFund	0.50%
Consumer Services UltraSector ProFund	0.75%
Europe 30 ProFund	0.41%
Falling U.S. Dollar ProFund	0.00%
Financials UltraSector ProFund	0.73%
Health Care UltraSector ProFund	0.75%
Industrials UltraSector ProFund	0.54%
Internet UltraSector ProFund	0.75%
Large-Cap Growth ProFund	0.75%
Large-Cap Value ProFund	0.77%
Mid-Cap Growth ProFund	0.75%
Mid-Cap ProFund	0.75%

Mid-Cap Value ProFund	0.49%
Nasdaq-100 ProFund	0.70%
Oil & Gas UltraSector ProFund	0.75%
Oil Equipment & Services UltraSector ProFund	0.54%
Pharmaceuticals UltraSector ProFund	0.35%
Precious Metals UltraSector ProFund	0.75%
Real Estate UltraSector ProFund	0.75%
Rising Rates Opportunity ProFund	0.75%
Rising Rates Opportunity 10 ProFund	0.08%
Rising U.S. Dollar ProFund	0.59%
Semiconductor UltraSector ProFund	0.75%
Short Nasdaq-100 ProFund	0.56%
Short Oil & Gas ProFund	0.00%
Short Precious Metals ProFund	0.00%
Short Real Estate ProFund	0.00%
Short Small-Cap ProFund	0.00%
Small-Cap Growth ProFund	0.75%
Small-Cap ProFund	0.45%
Small-Cap Value ProFund	0.75%
Technology UltraSector ProFund	0.75%
Telecommunications UltraSector ProFund	0.00%
UltraBear ProFund	0.53%
UltraBull ProFund	0.75%
UltraChina ProFund	0.75%
UltraDow 30 ProFund	0.75%
UltraEmerging Markets ProFund	0.68%
UltraInternational ProFund	0.13%
UltraJapan ProFund	0.83%
UltraLatin America ProFund	0.75%
UltraMid-Cap ProFund	0.75%
UltraNasdaq-100 ProFund	0.75%
UltraShort China ProFund	0.00%
UltraShort Dow 30 ProFund	0.43%
UltraShort Emerging Markets ProFund	0.00%
UltraShort International ProFund	0.00%
UltraShort Japan ProFund	0.00%
UltraShort Latin America ProFund	0.31%
UltraShort Mid-Cap ProFund	0.00%
UltraShort Nasdaq-100 ProFund	0.75%
UltraShort Small-Cap ProFund	0.43%
UltraSmall-Cap ProFund	0.75%
U.S. Government Plus ProFund	0.50%
Utilities UltraSector ProFund	0.75%

Portfolio Management

The following individuals have responsibility for the day-to-day management of each Fund as set forth in the Summary Prospectus relating to each Fund. The Portfolio Managers' business experience for the past five years is listed below. Additional information about the Portfolio Managers' compensation, other accounts managed by the Portfolio Managers and their ownership of other investment companies can be found in the SAI.

Alexander Ilyasov, ProShare Advisors: Senior Portfolio Manager since October 2013 and Portfolio Manager from November 2009 through September 2013. ProFund Advisors LLC: Senior Portfolio Manager since October 2013 and Portfolio Manager from November 2009 through September 2013. ProShare

Capital Management LLC: Senior Portfolio Manager since August 2016.

Michael Neches, ProShare Advisors: Senior Portfolio Manager since November 2010. ProFunds Advisors LLC: Senior Portfolio Manager since October. ProShare Capital Management LLC: Senior Portfolio Manager from June 2012 through September 2013.

Michelle Liu, ProShare Advisors: Portfolio Manager since December 2009. ProFund Advisors LLC: Portfolio Manager since December 2009.

Scott Hanson, ProShare Advisors: Portfolio Manager since August 2016, Associate Portfolio Manager from May 2012 to August 2016 and Senior Portfolio Analyst from August 2010 to May 2012. ProFund Advisors LLC: Portfolio Manager since August 2016, Associate Portfolio Manager from May 2012 to August 2016 and Senior Portfolio Analyst from August 2010 to May 2012.

Benjamin McAbee, ProShare Advisors: Portfolio Manager since August 2016 and Associate Portfolio Manager from December 2011 to August 2016. ProFund Advisors LLC: Portfolio Manager since August 2016 and Associate Portfolio Manager from December 2011 to August 2016. ProShares Capital Management LLC: Portfolio Manager since August 2016 and Associate Portfolio Manager from December 2011 to August 2016. Mr. McAbee is a registered associated person and an NFA associate member since December 2012.

Devin Sullivan, ProShare Advisors: Portfolio Manager since September 2016 and Associate Portfolio Manager from December 2011 to August 2016. ProFund Advisors: Portfolio Manager since September 2016 and Associate Portfolio Manager from December 2011 to August 2016.

Tarak Davé, ProShare Advisors: Portfolio Manager since April 2018, Associate Portfolio Manager from November 2015 to April 2018, Senior Portfolio Analyst from May 2014 to October 2015 and Portfolio Analyst from April 2011 to April 2014. ProFund Advisors: Portfolio Manager since April 2018, Associate Portfolio Manager from November 2015 to April 2018, Senior Portfolio Analyst from May 2014 to October 2015 and Portfolio Analyst from April 2011 to April 2014.

Other Service Providers

ProFunds Distributors, Inc. (the "Distributor"), located at 7501 Wisconsin Avenue, Suite 1000E, Bethesda, Maryland 20814, acts as the distributor of Fund shares and is a wholly-owned subsidiary of ProFund Advisors. Citi Fund Services Ohio, Inc. ("Citi"), located at 4400 Easton Commons, Suite 200, Columbus, Ohio 43219, acts as the administrator to each Fund, providing operations, compliance and administrative services. FIS Investor Services LLC ("FIS"), located at 4249 Easton Way, Suite 400, Columbus, OH 43219, acts as transfer agent for each Fund, maintaining shareholder account records for each Fund, distributing distributions payable by each Fund, and producing

statements with respect to account activity for each Fund and their shareholders.

ProFund Advisors also performs certain management services, including client support and other administrative services, for the Funds under a Management Services Agreement. ProFund Advisors is entitled to receive annual fees equal to 0.15% of the average daily net assets of the Funds for such services. During the year ended July 31, 2020, each Fund paid the Advisor management services fees in the following amounts (fees paid reflect the effects of any expense limitation arrangements in place for the period):

Banks UltraSector ProFund	0.15%
Basic Materials UltraSector ProFund	0.05%
Bear ProFund	0.15%
Biotechnology UltraSector ProFund	0.15%
Bull ProFund	0.15%
Communication Services UltraSector ProFund	0.11%
Consumer Goods UltraSector ProFund	0.10%
Consumer Services UltraSector ProFund	0.15%
Europe 30 ProFund	0.08%
Falling U.S. Dollar ProFund	0.00%
Financials UltraSector ProFund	0.15%
Health Care UltraSector ProFund	0.15%
Industrials UltraSector ProFund	0.11%
Internet UltraSector ProFund	0.15%
Large-Cap Growth ProFund	0.15%
Large-Cap Value ProFund	0.15%
Mid-Cap Growth ProFund	0.15%
Mid-Cap ProFund	0.15%
Mid-Cap Value ProFund	0.10%
Nasdaq-100 ProFund	0.15%
Oil & Gas UltraSector ProFund	0.15%
Oil Equipment & Services UltraSector ProFund	0.11%
Pharmaceuticals UltraSector ProFund	0.07%
Precious Metals UltraSector ProFund	0.15%
Real Estate UltraSector ProFund	0.15%
Rising Rates Opportunity ProFund	0.15%
Rising Rates Opportunity 10 ProFund	0.02%
Rising U.S. Dollar ProFund	0.12%
Semiconductor UltraSector ProFund	0.15%
Short Nasdaq-100 ProFund	0.11%
Short Oil & Gas ProFund	0.00%
Short Precious Metals ProFund	0.00%
Short Real Estate ProFund	0.00%
Short Small-Cap ProFund	0.00%
Small-Cap Growth ProFund	0.15%
Small-Cap ProFund	0.09%
Small-Cap Value ProFund	0.15%
Technology UltraSector ProFund	0.15%
Telecommunications UltraSector ProFund	0.00%
UltraBear ProFund	0.11%
UltraBull ProFund	0.15%
UltraChina ProFund	0.15%
UltraDow 30 ProFund	0.15%
UltraEmerging Markets ProFund	0.14%
UltraInternational ProFund	0.03%

504 :: Fund Management

UltraJapan ProFund	0.14%	UltraShort Latin America ProFund	0.06%
UltraLatin America ProFund	0.15%	UltraShort Mid-Cap ProFund	0.00%
UltraMid-Cap ProFund	0.15%	UltraShort Nasdaq-100 ProFund	0.15%
UltraNasdaq-100 ProFund	0.15%	UltraShort Small-Cap ProFund	0.09%
UltraShort China ProFund	0.00%	UltraSmall-Cap ProFund	0.15%
UltraShort Dow 30 ProFund	0.09%	U.S. Government Plus ProFund	0.15%
UltraShort Emerging Markets ProFund	0.00%	Utilities UltraSector ProFund	0.15%
UltraShort International ProFund	0.00%		
UltraShort Japan ProFund	0.00%		

General Information

Determination of NAV

The price at which you purchase, redeem and exchange shares is the NAV per share next determined after your transaction request is received by the transfer agent in good order (i.e., required forms are complete and, in the case of a purchase, correct payment is received). Each Fund calculates its NAV by taking the value of the assets attributed to the class, subtracting any liabilities attributed to the class, and dividing that amount by the number of that class' outstanding shares.

Each Fund's assets are valued primarily on the basis of information furnished by a pricing service or market quotations. Securities that are listed or traded on a stock exchange or the Nasdaq or National Market System are generally valued at the closing price, if available, on the exchange or market where the security is principally traded (including the Nasdaq Official Closing Price). Short-term securities are valued on the basis of amortized cost or based on market prices. Securities traded regularly in the over-the-counter market are generally valued on the basis of the mean between the bid and asked quotes furnished by dealers actively trading those securities. Futures contracts purchased and held by a Fund are generally valued at the last sale price prior to the time the Fund determines its NAV or at the official futures settlement price on the relevant exchange. Routine valuation of certain derivatives is performed using procedures approved by the Board. In addition, certain derivatives linked to a benchmark may be valued based on the performance of one or more U.S. ETFs or instruments that reflect the values of the securities in such benchmark, when the level of the benchmark is not computed as of the close of the U.S. securities markets. Investments initially valued in currencies other than the U.S. dollar are converted to U.S. dollars using exchange rates obtained from pricing services. As a result, the NAV of a Fund's shares may be affected by changes in the value of currencies in relation to the U.S. dollar. The value of securities traded in markets outside the United States or denominated in currencies other than the U.S. dollar (and, therefore, the NAV of Funds that hold these securities) may be affected significantly on a day that the New York Stock Exchange ("NYSE") is closed and an investor is not able to purchase, redeem or exchange shares. In particular, calculation of the NAV of the Funds may not take place contemporaneously with the determination of the prices of foreign securities used in NAV calculations.

If market quotations are not readily available, an investment may be valued by a method that the Board of Trustees believes accurately reflects fair value. The use of such a fair valuation method may be appropriate if, for example: (i) ProFund Advisors believes market quotations do not accurately reflect fair value of an investment; (ii) ProFund Advisors believes an investment's value has been materially affected by events occurring after the close of the exchange or market on which the investment is principally traded (for example, a foreign exchange or market); (iii) a trading halt closes an exchange or market early; or (iv)

other events result in an exchange or market delaying its normal close. Any such fair valuations will be conducted pursuant to Board approved fair valuation procedures. At times, each Fund may, pursuant to Board-approved procedures, write down the value of an investment or other asset to reflect, among other things, decreases in the value of the asset or decreases in the likelihood that a Fund will be able to collect on the asset. These write downs will reduce the value of the asset and, ultimately, the value of a Fund. Fair valuation procedures involve the risk that a Fund's valuation of an investment may be higher or lower than the price the investment might actually command if a Fund sold it.

Each Fund (other than Rising Rates Opportunity ProFund, Rising Rates Opportunity 10 ProFund and U.S. Government Plus ProFund) normally calculates its daily share price for each class of shares at the close of trading on the NYSE (normally 4:00 p.m. Eastern Time) every day the NYSE is open for business.

Rising Rates Opportunity ProFund, Rising Rates Opportunity 10 ProFund and U.S. Government Plus ProFund normally calculate their daily share prices for each class of shares at the close of trading on the NYSE (normally 4:00 p.m. Eastern Time) every day the NYSE is open for business, except for Columbus Day and Veterans' Day.

For example, the bond markets or other primary trading markets for certain Funds may close early on the day before certain holidays and the day after Thanksgiving Day. Rising Rates Opportunity ProFund, Rising Rates Opportunity 10 ProFund and U.S. Government Plus ProFund may also close early when the Securities Industry and Financial Markets Association recommends an early close of the bond markets. On such days, Rising Rates Opportunity ProFund, Rising Rates Opportunity 10 ProFund and U.S. Government Plus ProFund will cease taking transaction requests including requests to exchange to or from other Funds.

NYSE Holiday Schedule: The NYSE is open every week, Monday through Friday, except when the following holidays are celebrated: New Year's Day, Martin Luther King, Jr. Day (the third Monday in January), Washington's Birthday (observed), Good Friday, Memorial Day (the last Monday in May), Independence Day, Labor Day (the first Monday in September), Thanksgiving Day (the fourth Thursday in November) and Christmas Day. Exchange holiday schedules are subject to change without notice.

To the extent a Fund's portfolio investments trade in markets on days or at times when a Fund is not open for business or when the primary exchange for the shares is not open, the value of a Fund's assets may vary on those days. In addition, trading in certain portfolio investments may not occur on days or at times a Fund is open for business. In particular, calculation of the NAV of a Funds may not take place contemporaneously with the determination of the prices of foreign securities used in NAV

calculations. If the exchange or market on which a Fund's underlying investments are primarily traded closes early, the NAV may be calculated prior to its normal calculation time.

The NYSE will close early (1:00 p.m. Eastern Time) on the days before Independence Day and Christmas Day and on the day after Thanksgiving Day.

Securities Industry and Financial Markets Association's ("SIFMA") Proposed Close and Early Close Schedule: On the following days in 2020 and 2021 SIFMA has recommended that the U.S. bond markets close: April 10, 2020, May 25, 2020, November 11, 2020, November 26, 2020, December 25, 2020, January 1, 2021, January 18, 2021, February 15, 2021 and April 2, 2021. SIFMA has recommended that the U.S. bond markets close early at 2:00 p.m. (Eastern Time) on April 9, 2020, May 22, 2020, July 2, 2020, November 27, 2020, December 24, 2020, December 31, 2020 and April 1, 2021.

On such days, the Rising Rates Opportunity ProFund, Rising Rates Opportunity 10 ProFund and U.S. Government Plus ProFund will close as of the close of open auction of the U.S. Treasury futures on the Chicago Board of Trade (typically one hour before SIFMA's proposed early close). SIFMA may announce changes to this schedule or other early close dates from time to time.

A Fund may cease taking transaction requests, including requests to exchange to or from other funds managed by ProFund Advisors or affiliates of ProFund Advisors, on such days at the cut-off time. See "Transaction Cut-Off Times" in the Shareholder Services Guide in this Prospectus for more details.

Form of Redemption Proceeds

You may receive redemption proceeds of your sale of shares of a Fund in a check, ACH, or federal wire transfer. The Funds typically expect that it will take one to three days following the receipt of your redemption request made in "good order" to pay out redemption proceeds; however, while not expected, payment of redemption proceeds may take up to seven days. Each Fund maintains a cash balance that serves as a primary source of liquidity for meeting redemption requests. The Funds may also use the proceeds from the sale of portfolio securities to meet redemption requests if consistent with the management of a Fund. The Funds reserve the right to redeem in-kind. Each of these redemption methods may be used regularly and in stressed market conditions in conformity with applicable rules of the SEC.

Cost Basis Reporting: Upon the redemption or exchange of your shares in a Fund, the Fund or, if you purchase your shares through a financial intermediary, your financial intermediary generally will be required to provide you and the Internal Revenue Service ("IRS") with cost basis and certain other related tax information about a Fund shares you redeemed or exchanged. This cost basis reporting requirement is effective for shares purchased, including through dividend reinvestment, on or after January 1, 2012. Please see the Funds' website at

(www.profund.com) or consult your financial intermediary, as appropriate, for more information regarding available methods for cost basis reporting and how to select or change a particular method. Please consult your tax advisor to determine which available cost basis method is best for you.

Dividends and Distributions

Each intends to distribute its net investment income and capital gains, if any, to shareholders at least annually to qualify for treatment as a RIC for U.S. federal income tax purposes, as follows:

ProFund Name	Dividends		Capital Gains
	Accrued	Paid	Paid
U.S. Government Plus	Daily	Monthly	Annually
Real Estate UltraSector	Quarterly	Quarterly	Annually
All other ProFunds Offered in this Prospectus	Annually	Annually	Annually

The Funds do not announce dividend distribution dates in advance. Certain investment strategies employed by certain Funds may produce income or net short-term capital gains which a Funds may seek to distribute more frequently. Each Fund may declare additional capital gains distributions during a year. Each Fund will reinvest distributions in additional shares of the Fund making the distribution, unless a shareholder has written to request distributions in cash (by check, wire or Automated Clearing House ("ACH")).

By selecting the distribution by check or wire option, a shareholder agrees to the following conditions:

- If a shareholder elects to receive distributions by check or wire, a Fund will, nonetheless, automatically reinvest such distributions in additional shares of the Fund if they are \$10 or less (and payable by check) or \$25 or less (and payable by wire). A shareholder may elect to receive distributions via ACH or reinvest such distribution in shares of another Fund regardless of amount.
- Any dividend or distribution check, which has been returned to a Fund or has remained uncashed for a period of six months from the issuance date, will be cancelled, and the funds will be reinvested (net of any bank charges) on the date of cancellation into the appropriate class of the Fund from which such distribution was paid or, if the account is closed or only the Government Money Market ProFund is open, the funds will be reinvested into the Government Money Market ProFund (information about the Government Money Market ProFund is contained in a separate prospectus, which may be obtained by calling (888) 776-5717 or (240) 497-6552); and
- Any account on which a dividend or distribution check was returned or remained uncashed for a period of six months will automatically have the dividend and distribution payment election adjusted so that all future dividends or distributions

are reinvested into the appropriate class of the Fund from which such dividend or distribution would have been paid, unless subsequent distribution checks have been cashed.

Earning Dividends

- Shares purchased in an exchange transaction begin earning dividends the day after the exchange is processed. Shares continue to earn dividends through the business day on which the Funds' transfer agent has processed a redemption of those shares.
- U.S. Government Plus ProFund shares begin to earn dividends on the first business day following the day that the Fund's transfer agent receives a federal funds wire payment for a purchase in good order.
- U.S. Government Plus ProFund shares purchased by check begin to earn dividends the first business day following the day the check is received in good order by the Fund's transfer agent

Taxes

The following information is a general summary of the U.S. federal income tax consequences of an investment in a Fund and does not address any foreign, state, or local tax consequences. Please see the Statement of Additional Information for more information.

Each intends to qualify for treatment as a "regulated investment company" ("RIC") for federal income tax purposes. As such, a Fund does not ordinarily pay federal income tax on its net investment income and net realized capital gains that it timely distributes to shareholders. In order for each Fund to so qualify, each Fund must meet certain tests with respect to the sources and types of its income, the nature and diversification of its assets, and the timing and amount of its distributions.

- Each intends to distribute all or substantially all of its net investment income and capital gains to shareholders every year.
- Distributions from investment income by a Fund are generally taxable to shareholders as ordinary income for federal income tax purposes.
- Whether a distribution from capital gains by a Fund is taxable to shareholders as ordinary income or at the rates applicable to net capital gains depends on how long the Fund owned (or is treated as having owned) the investments generating the distribution, not on how long an investor has owned shares of the Fund.
- Distributions from capital gains on investments that a Fund has owned (or is treated as having owned) for more than 12 months and that are properly reported by the Fund as capital gain dividends will be treated as long-term capital gains includible in a shareholder's net capital gain and taxed to individuals at reduced rates. Distributions from capital gains on investments that a Fund has owned (or is treated as having owned) for 12 months or less will be taxable to shareholders as ordinary income.
- Distributions from investment income reported by a Fund as derived from "qualified dividend income" will be taxed in the hands of individuals at the rates applicable to net capital gains, provided that holding period and other requirements are met at both the shareholder and the Fund level. It is unclear whether any of a Fund will be able to report a significant portion of its distributions to shareholders as qualified dividend income.
- Shareholders will generally be subject to tax on Fund distributions regardless of whether they receive cash or choose to have the distributions reinvested.
- Distributions are taxable even if they are paid from income or gains earned by a Fund prior to the shareholder's purchase of Fund shares (which income or gains were thus included in the price paid for the Fund shares).
- Dividends declared by a Fund in October, November or December of one year and paid in January of the next year are generally taxable to shareholders in the calendar year in which the distributions are declared, rather than the calendar year in which the distributions are received.
- If shareholders redeem their Fund shares, they may have a capital gain or loss, which will be long-term or short-term depending upon how long they have held the shares. Net gains resulting from redemptions or sales of shares held for more than one year generally are taxed at net capital gain rates, while those resulting from redemptions or sales of shares held for one year or less generally are taxed at ordinary income rates.
- If shareholders exchange shares of one Fund for shares of a different Fund, this will be treated as a sale of the Fund's shares and any gain on the transaction may be subject to federal income tax.
- The Code generally imposes a 3.8% Medicare contribution tax on the "net investment income" of individuals, estates and trusts to the extent their income exceeds certain threshold amounts. Net investment income generally includes for this purpose, among other things, dividends paid by a Fund, including any capital gain dividends, and net capital gains recognized on the sale, redemption or exchange of Fund shares. Shareholders are advised to consult their tax advisors regarding the possible implications of this additional tax on their investment in a Fund.
- Distributions by a Fund to retirement plans that qualify for tax-exempt treatment under federal income tax laws and net gains on the redemption or sale of Fund shares by such plans will generally not be taxable. Special tax rules apply to investments through such plans. Shareholders should consult their tax advisors to determine the suitability of a Fund as an investment through such a plan and the tax treatment of

distributions (including distributions of amounts attributable to an investment in a Fund) from such a plan.

- Income and gains from a Fund's investments in securities of foreign issuers, if any, may be subject to foreign withholding or other taxes. In such a case, a Fund's yield on those securities would decrease. It is not anticipated that Fund shareholders will be able to claim a credit or deduction with respect to such foreign taxes. In addition, a Fund's investments in foreign securities or foreign currencies may increase or accelerate a Fund's recognition of ordinary income and may affect the timing or amount of a Fund's distributions.
- A Fund's investment in certain debt instruments and a Fund's use of derivatives may cause the Fund to recognize taxable income in excess of the cash generated by such instruments. As a result, a Fund could be required at times to liquidate other investments (including when otherwise disadvantageous to do so) in order to satisfy its distribution requirements under the Code. A Fund's use of derivatives will also affect the amount, timing, and character of the Fund's distributions.
- As discussed above, in order to qualify for the special tax treatment accorded a RIC and its shareholders, a Fund must derive at least 90% of its gross income for each taxable year from "qualifying income," meet certain asset diversification tests at the end of each taxable quarter, and meet annual distribution requirements. A Fund's pursuit of its investment strategies will potentially be limited by the Fund's intention to qualify for such treatment and could adversely affect the Fund's ability to so qualify. A Fund can make certain investments, the treatment of which for these purposes is unclear. If, in any year, a Fund were to fail to qualify for the special tax treatment accorded a RIC and its shareholders, and were ineligible to or otherwise did not cure such failure, the Fund would be taxed in the same manner as an ordinary corporation subject to U.S. federal income tax on all its income at the fund level. The resulting taxes could substantially reduce the Fund's net assets and the amount of income available for distribution. In addition, in order to requalify for taxation as a RIC, the Fund could be required to recognize unrealized gains, pay substantial taxes and interest, and make certain distributions.
- Each Fund is required to withhold U.S. federal income tax from all taxable distributions and redemption proceeds to shareholders who fail to provide the Fund with correct taxpayer identification numbers or to make required certifications, or who have been notified by the IRS that they are subject to backup withholding. Backup withholding is not an additional tax; rather, it is a way in which the IRS ensures it

will collect taxes otherwise due. Any amounts withheld may be credited against the shareholder's U.S. federal income tax liability.

- In general, dividends paid to a shareholder that is not a "United States person" within the meaning of the Code (such a shareholder, a "foreign person") that a Fund properly reports as capital gain dividends, short-term capital gain dividends, or interest-related dividends, each as further defined in the SAI, are not subject to withholding of U.S. federal income tax, provided that certain other requirements are met. A Fund (or intermediary, as applicable) is permitted, but is not required, to report any part of its dividends as are eligible for such treatment. A Fund's dividends other than those a Fund so reports as capital gain dividends, short-term capital gain dividends, or interest-related dividends generally will be subject to withholding of U.S. federal income tax at a rate of 30% (or lower applicable treaty rate).
- Special tax considerations may apply to foreign persons investing in a Fund. Please see the SAI for further information. Because each shareholder's tax circumstances are unique and because the tax laws are subject to change, it is recommended that shareholders consult their own tax advisors about the federal, state, local and foreign tax consequences of investing in the Funds.

Contractual Arrangement

The Trust enters into contractual arrangements with various parties, including, among others, the Advisor, administrator, custodian, transfer agent, and Distributor, who provide services to the Funds. Shareholders are not parties to, or intended (or "third party") beneficiaries of, any of these contractual arrangements, and those contractual arrangements are not intended to create in any individual shareholder or group of shareholders and right to enforce them against the service providers or to seek any remedy under them against the service providers, either directly or on behalf of the Trust.

This Prospectus provides information concerning the Trust and the Funds that you should consider in determining whether to purchase shares of a Fund. None of this Prospectus, the SAI or any contract that is an exhibit to the Trust's registration statements, is intended to, nor does it, give rise to an agreement or contract between the Trust or the Funds and any investor, or give rise to any contract or other rights in any individual shareholder, group of shareholders or other person than any rights conferred explicitly by federal or state securities laws that may not be waived.

Shareholder Services Guide

Opening a New Account

ProFunds and Access One Trust are separate Delaware Statutory Trusts (collectively, the “ProFunds”), which offer two classes of shares: Investor Class Shares and Service Class Shares. Investor Class Shares may be purchased directly through ProFunds Distributors, Inc. or through authorized financial professionals. Service Class Shares may only be purchased through authorized financial professionals and have service and distribution expenses not applicable to Investor Class Shares. There is a separate New Account Form for each class of shares available. Please ensure you have the correct New Account Form before completing it.

You may purchase shares using any of the following methods.	HOW TO MAKE AN INITIAL PURCHASE	HOW TO PURCHASE ADDITIONAL SHARES
Please note: Purchases must be made according to the transaction cut-off times stated within the Shareholder Services Guide.		
Account Minimums (all account types)	The minimum initial investment* amounts are: > \$5,000 for accounts that list a financial professional. > \$15,000 for self-directed accounts.	Not Applicable.
By Mail	Step 1: Complete a New Account Form (see “Completing your New Account Form”).	Step 1: Complete a ProFunds’ investment slip, which is attached to your transaction confirmation statement. If an investment slip is not readily available, you may send written instructions which include your name, account number, name and share class of the ProFund you wish to purchase and the purchase amount.
	Step 2: Make your check payable to ProFunds. Write the name of the ProFund in which you wish to invest and your account number, if known, on the check.	
	Step 3: Send the signed New Account Form and check to: ProFunds • P.O. Box 182800 • Columbus, OH 43218-2800	Step 3: Send the investment slip and check to: ProFunds • P.O. Box 182800 • Columbus, OH 43218-2800
By Phone via Wire	Step 1: Complete a New Account Form (see “Completing your New Account Form”).	Step 1: Call ProFunds to inform us of: > your account number, > the amount to be wired, > the ProFund(s) in which you wish to invest You will be provided: > a confirmation number for your purchase order (your trade is not effective until you have received a confirmation number from ProFunds and the funding is received in good order by the transfer agent), > bank wire instructions
	Step 2: Contact your bank to initiate your wire transfer.	Step 2: Fax the New Account Form to (800) 782-4797 (toll-free).
	Step 3: Call ProFunds at 888-776-3637 to: > confirm receipt of the faxed New Account Form, > request your new account number. You will be provided: > a confirmation number for your purchase order (your trade is not effective until you have received a confirmation number from ProFunds), and > bank wire instructions. Instructions given to ProFunds for wire transfer requests do not constitute a transaction request received in “good order” until the wire transfer has been received by ProFunds.	
	Step 4: Call your bank to initiate your wire transfer.	
	Step 5: Send the original, signed New Account Form to: ProFunds • P.O. Box 182800 • Columbus, OH 43218-2800	

* Under certain circumstances, ProFunds may waive minimum initial investment amounts.

You may purchase shares using any of the following methods.	HOW TO MAKE AN INITIAL PURCHASE	HOW TO PURCHASE ADDITIONAL SHARES
By Phone via ACH Please note: the maximum ACH purchase amount is \$50,000	Initial purchase via ACH not available.	Step 1: Establish bank instructions on your account by completing an Account Options Form (if not already established). Step 2: Call ProFunds to inform us of: > the fact that you want to make an ACH purchase, > your account number, > the purchase amount, > the ProFund(s) in which you wish to invest, You will be provided a confirmation number for your purchase order (your trade is not effective until you have received a confirmation number from ProFunds).
By Internet via check or wire	Step 1: Go to ProFunds.com.	Step 1: Go to ProFunds.com.
	Step 2: Click on "Open Account."	Step 2: Click on the "Access Account" button.
	Step 3: Complete an on-line New Account Form.	Step 3: Enter User Name and Password.
	Step 4: If funding with check: Mail check payable to ProFunds to: P.O. Box 182800 Columbus, OH 43218-2800 Call ProFunds at 888-776-3637 to: > confirm receipt of the faxed New Account Form, > request your new account number. You will be provided: > a confirmation number for your purchase order (your trade is not effective until you have received a confirmation number from ProFunds), and > bank wire instructions. Instructions given to ProFunds for wire transfer requests do not constitute a transaction request received in "good order" until the wire transfer has been received by ProFunds.	Step 4: Follow transaction instructions for making a purchase.
Through a Financial Professional	Contact your financial professional with your instructions.	Contact your financial professional with your instructions.

You may purchase shares using any of the following methods.	HOW TO EXCHANGE OR REDEEM SHARES
By Mail	To redeem shares using ProFund form: Complete and mail the appropriate Withdrawal Request or IRA Distribution Request Form located at profunds.com To exchange or redeem shares by letter: Send a signed letter to: ProFunds P.O. Box 182800 Columbus, OH 43218-2800 The letter should include information necessary to process your request (see "Exchanging Shares"). ProFunds may require a signature guarantee in certain circumstances. See "Signature Guarantees" under "Additional Shareholder Information" or call ProFunds for additional information.
By Telephone	Individual Investors: (888) 776-3637 or (614) 470-8122 Financial Professionals and Institutions: (888) 776-5717 or (240) 497-6552 Interactive Voice Response System ("IVR"): Call (888) 776-3637 (toll-free) or (614) 470-8122 and follow the step-by-step instructions.
By Internet	ProFunds.com Select the "Access Account" navigation bar, enter your User Name and Password and follow the step-by-step instructions. Please make sure you receive and record your confirmation number for later reference. (Your transaction is not effective until you have received a confirmation number from ProFunds.)
Through a Financial Professional	Contact your financial professional with your instructions.

Contact Information	
By Telephone	Individual Investors: (888) 776-3637 or (614) 470-8122 Financial Professionals and Institutions: (888) 776-5717 or (240) 497-6552
Fax	(800) 782-4797 (toll-free)
Internet	ProFunds.com
Regular mail	ProFunds P.O. Box 182800 Columbus, OH 43218-2800
Overnight mail	ProFunds c/o Transfer Agency 4249 Easton Way, Suite 400 Columbus, OH 43219

ProFunds/Access One Accounts

To open a mutual fund account, you will need to complete a New Account Form. You should also read the relevant prospectus carefully prior to opening your account. Contact ProFunds to request a New Account Form or download a New Account Form from ProFunds' website. For guidelines to help you complete the Form, see the instructions below. You may also open certain new accounts online. Go to (www.profund.com), select "Open Account" and follow the instructions. Please note that new accounts opened online must be funded by check or wire purchase.

Retirement Plan Accounts

Several types of Individual Retirement Accounts ("IRAs") are available. Please visit (www.profund.com) or contact ProFunds for a retirement plan account application. The IRA custodian charges an annual fee of \$15 per social security number for all types of IRAs. The annual fee may be waived in certain circumstances. Other types of retirement accounts, such as profit sharing, money purchase and 401(k) accounts may be established; however, ProFunds does not sponsor these plans nor does ProFunds provide retirement reporting for these types of plans.

Accounts through Financial Professionals

Contact your financial professional for information on opening an account to invest in ProFunds.

Completing Your New Account Form

- You must provide each account holder's social security number or tax identification number and date of birth on the New Account Form.
- Attach the trust documents when establishing a trust account. Contact ProFunds for specific requirements.
- When establishing an account for your corporation, partnership or self-directed retirement plan, please check the appropriate box to indicate the correct account type to ensure proper tax reporting, and provide a certified corporate resolution or other documentation evidencing your authority to open the account and engage in transactions.
- You must provide a street address (ProFunds does not accept P.O. Box-only addresses, but APO and FPO Armed Forces mailing addresses are acceptable). If account holders have different addresses, each address must be provided.
- You must designate the ProFund(s) to which your initial investment will be directed or the investment will be made in Government Money Market ProFund (which is offered through a separate prospectus).
- Be sure all parties named on the account sign the New Account Form.

Federal law requires all financial institutions to obtain, verify and record information that identifies each person or entity who

opens an account. Some or all of the information provided will be used by ProFunds and/or its agents to verify the identity of the persons opening an account. If this information is not provided, ProFunds may not be able to open your account. Accounts may be restricted or closed, and monies withheld, pending verification of this information or as otherwise required under federal regulations. You may be asked to provide additional information to verify your identity consistent with the requirements under anti-money laundering regulations. In addition, transaction orders, including orders for purchases, exchanges and redemptions may be suspended, restricted, canceled or processed and the proceeds may be withheld.

Purchasing Shares

You have the option to send purchase orders by mail or Internet and to send purchase proceeds by check, ACH or wire. Initial purchases via ACH are not accepted. All purchases must be made in U.S. dollars drawn on a U.S. bank. Cash, starter checks, Internet-based checks, credit cards, travelers' checks, money orders and credit card checks are not accepted. Third-party checks are generally not accepted to open an account.

Each ProFund prices shares you purchase at the price per share next computed after it (or an authorized financial intermediary) receives your purchase request in good order. To be in good order, a purchase request must include a wire or check or the processing of an ACH initiated (as applicable) by stated cut-off times, and for new accounts, a properly completed New Account Form. ProFunds cannot accept wire or ACH purchases on bank holidays. ProFunds and ProFunds Distributors, Inc. may reject any purchase request for any reason.

Important Information You Should Know When You Purchase Shares:

- Instructions, written or by telephone, given to ProFunds for wire transfer requests do not constitute a transaction request received in "good order" until the wire transfer has been received by ProFunds. A wire purchase will be considered in good order if (i) you have completed and faxed a New Account Form; (ii) you have contacted ProFunds and received a confirmation number, and (iii) ProFunds receives and accepts your wire during ProFunds wire processing times noted in the chart under "Transaction Cut-Off Times."
- Although ProFunds does not charge for wire receipt, your bank may charge a fee to send wires. Please be sure that the wire is sufficient to cover your purchase and any such bank fees.
- Any New Account Form, check or wire order received that does not designate a specific ProFund will be used to purchase shares (i) in the ProFund in your existing account if you have an investment in only one ProFund, or (ii) in Investor Class or Service Class Shares, as applicable, of the Government Money Market ProFund, if you are initially opening an account or have more than one ProFund investment. Neither ProFunds nor ProFunds Distributors, Inc. will be responsible for investment opportunities lost as a

result of investments being directed to Government Money Market ProFund, to an existing active ProFund account. ProFunds is not responsible for transfer errors by sending or receiving bank and will not be liable for any loss incurred due to a wire transfer or ACH not having been received. If the check, ACH or wire cannot be identified, it may be returned or rejected. Checks submitted to ProFunds will be automatically deposited upon receipt at our administrative office in Columbus, Ohio.

- If it is determined that account information is not in good order, any amount deposited will be refunded by check no earlier than ten business days from receipt of such payment to allow adequate time for the original check to clear through the banking system.
- ProFunds will ordinarily cancel your purchase order if your bank does not honor your check or ACH for any reason, or your wire transfer is not received by the designated cut-off time. If your purchase transaction is cancelled, you will be responsible for any losses that may result from any decline in the value of the cancelled purchase. ProFunds (or its agents) have the authority to redeem shares in your account(s) to cover any losses. Any profit on a cancelled transaction will accrue to the applicable ProFund.
- ProFunds may reject or cancel any purchase orders for any reason.
- The minimum for initial purchases may be waived in certain circumstances.

Exchanging Shares

Shareholders can, free of charge and without a limit on frequency or maximum amount, exchange Investor or Service Class Shares of any publicly available ProFund for Investor or Service Class Shares, respectively, of another publicly available series of Access One Trust or series of ProFunds Trust that offers such shares. Exchange requests, like any other share transaction, are subject to ProFunds transaction cut-off times described under "Transaction Cut-Off Times."

ProFunds will need the following information to process your exchange:

- the account number applicable to the exchange transaction request;
- the number of shares, percentage, or dollar value of the shares you wish to exchange; and
- the share class and name of the ProFund you are exchanging from and the share class and name of the ProFund or Access One Fund you are exchanging into.

Please note that the transaction cut-off times of one Fund may differ from those of another Fund. In an exchange between funds with different cut-off times, you will receive the price next computed after the exchange request is made for both the redemption and the purchase transactions involved in the exchange. You will be responsible for any losses if sufficient

redemption proceeds are not available to pay the purchase price of shares purchased. Please consult the prospectus of the Fund into which you are exchanging for the applicable cut-off times. Contact an Authorized Financial Professional to initiate an exchange. You can perform exchanges by mail, phone and online at (www.profunds.com).

Important Information You Should Know When You Exchange Shares:

- An exchange involves selling shares of one fund and buying shares of another fund. Exchanges are taxable transactions. Exchanges within a retirement account may not be taxable. Please contact your tax advisor for more information.
- ProFunds can only honor exchanges between accounts registered in the same name and having the same address and taxpayer identification number.
- None of ProFunds, ProFunds Distributors, Inc. or the ProFunds' transfer agent is required to verify that there is a sufficient balance in the account to cover the exchange. You will be responsible for any loss if there are insufficient funds available to cover the exchange due to insufficient shares or due to a decline in the value of the ProFund from which you are exchanging.
- The redemption and purchase will be processed at the next calculated NAVs of the respective ProFunds or Access One Funds after a Fund has received your exchange request in good order.
- The exchange privilege may be modified or discontinued at any time.
- Before exchanging into a ProFund or Access One Fund, please read such fund's prospectus.
- Financial intermediaries may have their own rules about exchanges or transfers and may impose limits on the number of such transactions you are permitted to make during a given time period.

Redeeming Shares

You may redeem all or part of your shares at the NAV next determined after your redemption request is received in good order. Only the registered owner(s) of the account or persons authorized in writing by the registered owner(s) may redeem shares.

ProFunds will need the following information to process your redemption request:

- name(s) of account owners;
- account number(s);
- the name of the ProFund(s);
- your daytime telephone number;

- the dollar amount, percentage or number of shares being redeemed; and
- how you would like to receive your redemption proceeds (see options below). Unless otherwise requested, your redemption proceeds will be sent by check to the registered account owner's address of record by U.S. mail.³

You may receive your redemption proceeds:

By Check: Normally, redemption proceeds will be sent by check to the address listed on the account. ProFunds may charge a fee associated with overnight mailings or Saturday delivery of redemption proceeds.

By Wire: You may have your redemption proceeds wired directly into a designated bank account by establishing a wire redemption option on your account. ProFunds may charge a \$10 service fee for a wire transfer of redemption proceeds under certain circumstances, and your bank may charge an additional fee to receive the wire. If you would like to establish this option on an existing account, please call ProFunds.

By ACH: You may have your redemption proceeds sent to your bank account via ACH by establishing this option on your account. Funds sent through ACH should reach your bank in approximately two business days. While there is no fee charged by ProFunds for this service, your bank may charge a fee. If you would like to establish this option on an existing account, please call ProFunds.

Important Information You Should Know When You Sell Shares:

- ProFund shareholders automatically have telephone redemption privileges unless they elect not to have these privileges on the New Account Form. Redemptions requested via telephone must be made payable to the name on the account and sent to the address or bank account listed on the account.
- To redeem shares from a retirement account, you may make this request in writing by completing an IRA Distribution Request Form. In certain cases, distributions may be requested via telephone with proceeds sent to the address or bank on record on the account. Financial professionals may not request a redemption from an IRA on your behalf. You should consult a tax advisor before redeeming shares and making distributions from your tax qualified account because doing so may have adverse tax consequences for you. Call ProFunds to request an IRA Distribution Request Form or download the form from the ProFunds' website, (www.profunds.com).
- If you request that redemption proceeds be sent to a bank account or an address other than the bank account or address you have previously established on your ProFunds account, you must make the request in writing. The signatures of all

registered owners must be guaranteed (see “Signature Guarantees”).

- If you are selling some, but not all, of your shares, your remaining account balance should be above the minimum investment amount to keep your ProFund position open.
- ProFunds normally remits redemption proceeds within seven days of redemption. For redemption of shares purchased by check, ACH or through ProFunds’ automatic investment plan, ProFunds may wait up to 10 business days before sending redemption proceeds to ensure that its transfer agent has collected the original purchase payment.
- Your right of redemption may be suspended, or the date of payment postponed for any period during which: (i) the NYSE or the Federal Reserve Bank of New York is closed (other than customary weekend or holiday closings); (ii) trading on the NYSE, or other securities exchanges or markets as appropriate, is restricted, as determined by the SEC; (iii) an emergency exists, as determined by the SEC; or (iv) for such other periods as the SEC, by order, may permit for protection of ProFunds’ investors. Proceeds cannot be sent by wire or ACH on bank holidays.

Additional Shareholder Information

Account Minimums

Account minimums apply to all initial investments with ProFunds, including retirement plans, and apply to the total initial value of an account. These minimums may be different for investments made through certain financial intermediaries. In addition, ProFunds reserves the right to modify its minimum account requirements at any time with or without prior notice.

ProFunds reserves the right to involuntarily redeem an investor’s account, including a retirement account, if the account holder’s aggregate account balance falls below the applicable minimum initial investment amount due to transaction activity. You will be given at least 30 days’ notice to reestablish the minimum balance if your ProFund balance falls below the applicable account minimum. If you do not increase your balance during the notice period, the ProFund may sell all of your shares and send the proceeds to you. Your shares will be sold at the NAV on the day your ProFund position is closed.

Transaction Cut-Off Times

All shareholder transaction orders are processed at the NAV next determined after your transaction order is received in good order by ProFunds’ transfer agent, distributor, or financial intermediary designated by the ProFunds as an authorized agent. Transaction orders in ProFund accounts must be received in good order by the ProFunds’ transfer agent or distributor before the cut-off times detailed in the table below to be processed at that business day’s NAV. A completed New Account Form does not constitute a purchase order until the transfer agent deems it to be in good order, processes the New Account Form and receives correct payment by check or wire transfer on any business day prior to the designated cut-off time. Trades placed

via telephone must be initiated (i.e., the call must be received and in queue) by the cut-off time and communicated in good order by the close of the NYSE (normally 4:00 p.m. Eastern Time). When the NYSE closes early, all cut-off times are adjusted for the early close. When the bond markets close early, the cut-off times for the U.S. Government Plus ProFund, Rising Rates Opportunity 10 ProFund and Rising Rates Opportunity ProFund, as well as the Access One Funds, are adjusted for the early close. Certain financial intermediaries may impose cut-off times different from those described below.

Method	Fund/Trust	Normal Cut-Off Time (Eastern Time)	Additional Transaction Information (Eastern Time)
By Mail	All (except Government Money Market ProFund)	4:00 p.m.	
	Government Money Market ProFund	5:00 p.m.	
By Telephone and Wire	ProFunds Trust	3:30 p.m. (wire purchases) 3:50 p.m. (exchanges and redemptions)	ProFunds accepts all Transactions starting at 8:00 a.m. through the Transaction cut-off time and from 5:00 p.m. through 7:00 p.m.
	Access One Trust	3:00 p.m.	
By Internet, Fund/SERV and Interactive Voice Response System (“IVR”)	ProFunds Trust	3:55 p.m.	ProFunds accepts transactions at any time except between 3:55 p.m. and 5:00 p.m.
	Access One Trust	3:00 p.m.	Access One Funds accept all transactions starting at 8:00 a.m. through the transaction cutoff time and from 5:00 p.m. through 6:00 p.m.

About Telephone and Internet Transactions

Telephone and Internet transactions, whether initiated by a shareholder or a shareholder’s agent, are extremely convenient but are not free from risk. None of ProFunds, ProFunds

Distributors, Inc. nor ProFunds' agents will be responsible for any losses resulting from unauthorized telephone or Internet transactions if reasonable security procedures are followed. Telephone conversations may be recorded or monitored for verification, recordkeeping and quality-assurance purposes. For transactions over the Internet, we recommend the use of a secure internet browser. In addition, you should verify the accuracy of your confirmation statements immediately upon receipt. If you do not want the ability to initiate transactions by telephone or Internet, call ProFunds for instructions.

During periods of heavy market activity or other times, it may be difficult to reach ProFunds by telephone or to transact business over the Internet. Technological irregularities may also make the use of the Internet slow or unavailable at times. If you are unable to reach us by telephone or unable to transact business over the Internet, consider sending written instructions.

The ProFunds may terminate the receipt of redemption or exchange orders by telephone or the Internet at any time, in which case you may redeem or exchange shares in writing.

Exchanges or Redemptions in Excess of Share Balances

If you initiate exchange or redemption transactions that, in total, exceed the balance of your shares in a ProFund, some transactions may be processed while others may not. This may result in ProFund positions that you did not anticipate. None of ProFunds, ProFunds' transfer agent nor ProFunds Distributors, Inc. will be responsible for transactions that did not process in this circumstance. You may be liable for losses resulting from exchanges canceled due to insufficient balances.

Signature Verification for Certain Transactions

Signature Guarantee Program — Financial Transactions

Certain redemption requests must include a signature guarantee if any of the following apply:

- Your account address has changed within the last 10 business days;
- A check is being mailed to an address different than the one on your account;
- A check or wire is being made payable to someone other than the account owner;
- Redemption proceeds are being transferred to an account with a different registration;
- A wire or ACH transfer is being sent to a financial institution other than the one that has been established on your ProFunds account; or
- Other unusual situations as determined by ProFunds' transfer agent.

ProFunds reserves the right to waive signature guarantee requirements, require a signature guarantee under other

circumstances or reject or delay a redemption if the signature guarantee is not in good form. Faxed signature guarantees are generally not accepted.

Signature guarantees may be provided by an eligible financial institution such as a commercial bank, a Financial Industry Regulatory Authority, Inc. ("FINRA") member firm such as a stock broker, a savings association or a national securities exchange. A notary public cannot provide a signature guarantee. ProFunds reserves the right to reject a signature guarantee if it is not provided by a STAMP 2000 Medallion guarantor.

Signature Validation Program — Non-Financial Transactions

The Fund may require a Signature Validation Program ("SVP") stamp or a Signature Guarantee stamp for certain non-financial transactions. The SVP is intended to provide validation of authorized signatures for those transactions considered non-financial (i.e., do not involve the sale, redemption or transfer of securities). The purpose of the SVP stamp on a document is to authenticate your signature and to confirm that you have the authority to provide the instructions in the document. This stamp may be obtained from eligible members of a Medallion Signature Guarantee Program (see above) or other eligible guarantor institutions in accordance with SVP.

Eligible guarantor institutions generally include banks, broker/dealers, credit unions, members of national securities exchanges, registered securities associations, clearing agencies and savings associations. You should verify with the institution that they are an eligible guarantor institution prior to signing. A notary public cannot provide an SVP stamp.

Uncashed Redemption Check

Generally, redemption checks which have been returned to ProFunds, or have remained uncashed for a period of six months from the issuance date, will be deposited into the shareholder's account in the Government Money Market ProFund.

Frequent Purchases and Redemptions of ProFund Shares

It is the general policy of ProFunds to permit frequent purchases and redemptions of ProFund shares. The ProFunds impose no restrictions and charge no redemption fees to prevent or minimize frequent purchases and redemptions of ProFund shares other than a \$10 wire fee under certain circumstances. Notwithstanding the provisions of this Policy, ProFunds may reject any purchase request for any reason.

As noted under "Investment Objectives, Principal Investment Strategies and Related Risks — Other Principal Risks — Active Investor Risk," frequent purchases and redemptions of Fund shares could increase the rate of portfolio turnover. A high level of portfolio turnover may negatively affect performance by increasing transaction costs and generating greater tax liabilities for shareholders. In addition, large movements of assets into and out of a ProFund may negatively affect a ProFund's ability to achieve its investment objective or maintain a consistent level of

operating expenses. In certain circumstances, a ProFund's expense ratio may vary from current estimates or the historical ratio disclosed in this Prospectus.

Additional Shareholder Services

Automatic Investment Plans (AIP) and Systematic Withdrawal Plans (SWP)

Shareholders may purchase and/or redeem shares automatically on a monthly, bimonthly, quarterly or annual basis. You may sign up for these services on the New Account Form, or you may download or request an Account Options Form to add these services to an existing account. Requests to add an Automatic Investment Plan (AIP) to an account should be received in good order at least three business days prior to the first date in which the AIP is to run.

Account Statements and Confirmations

Shareholders with ProFund accounts will receive quarterly ProFund statements showing the market value of their ProFund account at the close of the statement period in addition to any transaction information for the period. Shareholders will also receive trans-action confirmations for most Fund transactions. Shareholders should review their account statements and confirmations as soon as they are received. You may also receive statements and confirmations electronically. See "Electronic Document Delivery Program — PaperFree™."

Tax Statements

Each year, ProFunds will send tax information to assist you in preparing your income tax returns. These statements will report the previous year's dividend and capital gains distributions, proceeds from the sales of shares, and distributions from, and contributions to, IRAs and other retirement plans.

Cost Basis

Shares purchased on or after January 1, 2012: The Emergency Economic Stabilization Act of 2008 included tax reporting rules that change the information ProFunds reports on Form 1099-B for mutual fund shares purchased on or after January 1, 2012, and subsequently sold. The law expands the information reported to the IRS and to shareholders to include the adjusted cost basis, whether any gain or loss is short- or long-term, and whether any loss is disallowed by the wash sale rules.

Generally, the rules apply to those accounts that currently receive Form 1099-B tax reporting, such as individual, joint, partnership and Uniform Gifts to Minors Act/Uniform Transfers to Minors Act registrations. S Corporations are also covered by the new rules. Accounts held by retirement accounts and C Corporations are not subject to the new reporting requirements.

For shares purchased on or after January 1, 2012, investors who purchase shares directly from ProFunds have the opportunity to choose which method ProFunds uses to calculate cost basis or to use the ProFunds default method — **Average Cost**. ProFunds will use the Average Cost method if a shareholder does not instruct it

to use an alternate method. Investors should consult a qualified tax advisor to determine the method most suitable for their situation. For shares purchased through a financial intermediary, the intermediary's default method will apply in the absence of an election by the investor to use a different method. Investors that purchase shares through a financial intermediary should consult their intermediary for information regarding available methods and how to select or change a particular method.

Electronic Document Delivery Program — PaperFree™

You may elect to receive your account statements and confirmations electronically through PaperFree™, ProFunds' electronic document delivery service. You may also choose to receive your ProFunds Prospectus, shareholder reports, and other documents electronically. To enroll for this service, please register on ProFunds' website. You may elect the PaperFree™ service by completing the appropriate section on the New Account Form. ProFunds will then send you a link to the enrollment site.

Financial Intermediaries

Certain financial intermediaries may accept purchase and redemption orders on ProFunds' behalf. Such purchase and redemption orders will be deemed to have been received by ProFunds at the time an authorized financial intermediary accepts the orders. Your financial intermediary has the responsibility to transmit your orders and payment promptly and may specify transaction order cut-off times and different share transaction policies and limitations, including limitations on the number of exchanges, than those described in this Prospectus. In addition, the financial intermediary may impose additional restrictions or charge fees not described in this Prospectus. Furthermore, such financial intermediaries are authorized to designate other intermediaries to receive purchase and redemption orders on a ProFund's behalf. If your order and payment is not received from your financial intermediary timely, your order may be cancelled and the financial intermediary could be liable for resulting fees or losses. Although the ProFunds may effect portfolio transactions through broker dealers who sell Fund shares, ProFunds does not consider the sale of ProFund shares as a factor when selecting broker dealers to effect portfolio transactions.

Investor Class Shares and Service Class Shares bear fees payable to certain intermediaries or financial institutions for provision of recordkeeping, sub-accounting services, transfer agency and other administrative services. The expenses paid by each ProFund are included in "Other Expenses" under "Annual Fund Operating Expenses" in this Prospectus.

Distribution and Service (12b-1) Fees — Service Class

Under a Rule 12b-1 Distribution and Shareholder Services Plan (the "Plan") adopted by the Trustees and administered by ProFunds Distributors, Inc., (the "Distributor"), each ProFund

may pay the Distributor, financial intermediaries, such as broker-dealers and investment advisers, up to 1.00% on an annualized basis of the average daily net assets attributable to Service Class Shares as reimbursement or compensation for service and distribution related activities with respect to each Fund and/or shareholder services. Over time, fees paid under the Plan will increase the cost of a Service Class shareholder's investment and may cost more than other types of sales charges.

Payments to Financial Firms

ProFund Advisors or other service providers may utilize their own resources to finance distribution or service activities on behalf of the ProFunds, including compensating the Distributor and other third parties, including financial firms, for distribution-related activities or the provision of shareholder services. These payments are not reflected in the fees and expenses section of the fee table for the ProFunds contained in this Prospectus.

A financial firm is one that, in exchange for compensation, sells, among other products, mutual fund shares (including the shares offered in this Prospectus) or provides services for mutual fund shareholders. Financial firms include registered investment advisers, brokers, dealers, insurance companies and banks. In addition to the payments described above, the Distributor and ProFund Advisors from time to time provide other incentives to selected financial firms as compensation for services (including preferential services) such as, without limitation, paying for active asset allocation services provided to investors in the ProFunds, providing the ProFunds with "shelf space" or a higher profile for the financial firms' financial consultants and their customers, placing the ProFunds on the financial firms' preferred or recommended fund list, granting the Distributor or ProFund Advisors access to the financial firms' financial consultants, providing assistance in training and educating the financial firms' personnel, and furnishing marketing support and other specified services. These payments may be significant to the financial firms and may also take the form of sponsorship of seminars or informational meetings or payment for attendance by persons associated with the financial firms at seminars or informational meetings.

A number of factors will be considered in determining the amount of these additional payments to financial firms. On some

occasions, such payments may be conditioned upon levels of sales, including the sale of a specified minimum dollar amount of the shares of a ProFund, all other ProFunds, other funds sponsored by ProFund Advisors and/or a particular class of shares, during a specified period of time. The Distributor and ProFund Advisors may also make payments to one or more participating financial firms based upon factors such as the amount of assets a financial firm's clients have invested in the ProFunds and the quality of the financial firm's relationship with the Distributor or ProFund Advisors. The additional payments described above are made at the Distributor's or ProFund Advisors' expense, as applicable. These payments may be made at the discretion of the Distributor or ProFund Advisors to some of the financial firms that have sold the greatest amounts of shares of the ProFunds. In certain cases, the payments described in the preceding sentence may be subject to certain minimum payment levels.

Representatives of the Distributor and ProFund Advisors visit financial firms on a regular basis to educate financial advisors about the ProFunds and to encourage the sale of ProFund shares to their clients. The costs and expenses associated with these efforts may include travel, lodging, sponsorship at educational seminars and conferences, entertainment and meals to the extent permitted by law and Rules of FINRA.

If investment advisers, distributors or affiliates of mutual funds other than ProFunds make payments (including, without limitation, sub-transfer agency fees, platform fees, bonuses and incentives) in differing amounts, financial firms and their financial consultants may have financial incentives for recommending a particular mutual fund (including ProFunds) over other mutual funds. In addition, depending on the arrangements in place at any particular time, a financial firm and its financial consultants may also have a financial incentive for recommending a particular share class over other share classes. **You should consult your financial advisor and review carefully any disclosure by the financial firm as to compensation received by that firm and/or your financial advisor.**

For further details about payments made by the Distributor or ProFund Advisors to financial firms, please see the SAI.

Financial Highlights

The following tables are intended to help you understand the financial history of each Fund for the past five years (or since inception, if shorter). Certain information reflects financial results of a single share. The total return information represents the rate of return and the per share operating performance that an investor would have earned (or lost) on an investment in a Fund, assuming reinvestment of all dividends and distributions. This information has been derived from information audited by KPMG LLP, an independent registered public accounting firm, whose report, along with the financial statements of a Fund, appears in the Annual Report of each Fund and is available upon request.

ProFunds Financial Highlights

FOR THE PERIODS INDICATED

Selected data for a share of beneficial interest outstanding throughout the periods indicated.

	Investment Activities				Distributions to Shareholders From		Ratios to Average Net Assets				Supplemental Data			
	Net Asset Value, Beginning of Period	Net Investment Income (Loss) ^(a)	Net Realized and Unrealized Gains (Losses) on Investments	Total from Investment Activities	Net Investment Income	Total Distributions	Net Asset Value, End of Period	Total Return	Gross Expenses	Net Expenses	Net Investment Income (Loss)	Net Assets, End of Period (000's)	Portfolio Turnover Rate ^(b)	
Banks UltraSector ProFund Investor Class														
Year Ended July 31, 2020	\$50.38	0.47	(22.14)	(21.67)	(0.23)	(0.23)	\$28.48	(43.26)%	1.72%	1.72%	1.00%	\$7,348	260%	
Year Ended July 31, 2019	\$54.83	0.42	(4.28)	(3.86)	(0.59)	(0.59)	\$50.38	(6.69)%	1.80%	1.80%	0.88%	\$9,484	75%	
Year Ended July 31, 2018	\$44.79	0.16	9.88	10.04	—	—	\$54.83	22.39%	1.54%	1.54%	0.30%	\$18,887	293%	
Year Ended July 31, 2017	\$27.42	(0.02)	17.39	17.37	—	—	\$44.79	63.38%	1.55%	1.55%	(0.06)%	\$16,953	252%	
Year Ended July 31, 2016	\$34.89	(0.03)	(7.44)	(7.47)	—	—	\$27.42	(21.41)%	1.76%	1.72%	(0.09)%	\$6,004	186%	
Service Class														
Year Ended July 31, 2020	\$46.98	0.13	(20.73)	(20.60)	—	—	\$26.38	(43.84)%	2.72%	2.72%	— ^(c)	\$300	260%	
Year Ended July 31, 2019	\$50.85	(0.03)	(3.84)	(3.87)	—	—	\$46.98	(7.63)%	2.80%	2.80%	(0.12)%	\$769	75%	
Year Ended July 31, 2018	\$41.95	(0.33)	9.23	8.90	—	—	\$50.85	21.22%	2.54%	2.54%	(0.70)%	\$964	293%	
Year Ended July 31, 2017	\$25.94	(0.38)	16.39	16.01	—	—	\$41.95	61.66%	2.55%	2.55%	(1.06)%	\$1,076	252%	
Year Ended July 31, 2016	\$33.36	(0.32)	(7.10)	(7.42)	—	—	\$25.94	(22.21)%	2.76%	2.72%	(1.09)%	\$469	186%	
Basic Materials UltraSector ProFund Investor Class														
Year Ended July 31, 2020	\$63.98	0.08	(0.89)	(0.81)	—	—	\$63.17	(1.25)%	2.43%	1.85%	0.15%	\$2,897	62%	
Year Ended July 31, 2019	\$74.26	0.12	(10.40)	(10.28)	—	—	\$63.98	(13.84)%	2.15%	2.05% ^(d)	0.19%	\$4,637	179%	
Year Ended July 31, 2018	\$63.66	(0.11)	10.71	10.60	—	—	\$74.26	16.65%	1.67%	1.67%	(0.15)%	\$7,427	460%	
Year Ended July 31, 2017	\$52.40	0.13	11.22	11.35	(0.09) ^(e)	(0.09)	\$63.66	21.68%	1.67%	1.61%	0.23%	\$8,266	179%	
Year Ended July 31, 2016	\$47.81	(0.01)	4.60	4.59	—	—	\$52.40	9.60%	1.58%	1.58%	(0.02)%	\$46,334	163%	
Service Class														
Year Ended July 31, 2020	\$57.02	(0.44)	(0.84)	(1.28)	—	—	\$55.74	(2.24)%	3.43%	2.85%	(0.85)%	\$278	62%	
Year Ended July 31, 2019	\$66.85	(0.45)	(9.38)	(9.83)	—	—	\$57.02	(14.72)%	3.15%	3.05% ^(d)	(0.81)%	\$316	179%	
Year Ended July 31, 2018	\$57.88	(0.77)	9.74	8.97	—	—	\$66.85	15.49%	2.67%	2.67%	(1.15)%	\$601	460%	
Year Ended July 31, 2017	\$48.03	(0.38)	10.23	9.85	—	—	\$57.88	20.50%	2.66%	2.60%	(0.76)%	\$639	179%	
Year Ended July 31, 2016	\$44.26	(0.44)	4.21	3.77	—	—	\$48.03	8.54%	2.58%	2.58%	(1.02)%	\$4,599	163%	

^(a) Per share net investment income (loss) has been calculated using the average daily shares method.

^(b) Portfolio turnover rate is calculated without regard to instruments having a maturity of less than one year from acquisition or derivative instruments (including swap agreements and futures contracts). The portfolio turnover rate can be high and volatile due to the amount and timing of sales and purchases of fund shares during the period. Portfolio turnover rate is calculated on the basis of the Fund as a whole without distinguishing between classes of shares issued.

^(c) Amount is less than 0.005%.

^(d) The expense ratio does not correlate to the applicable expense limits in place during the period given that the annual contractual expense limitation is applied for the one year periods ended November 30th of each year, instead of coinciding with the July 31st year end.

^(e) Subsequent to the issuance of the July 31, 2017 financial statements, \$0.09 of the distribution was determined to be a return of capital.

ProFunds Financial Highlights

FOR THE PERIODS INDICATED

Selected data for a share of beneficial interest outstanding throughout the periods indicated.

	Investment Activities				Distributions to Shareholders From			Ratios to Average Net Assets				Supplemental Data			
	Net Asset Value, Beginning of Period	Net Investment Income (Loss) ^(a)	Net Realized and Unrealized Gains (Losses) on Investments	Total from Investment Activities	Net Investment Income	Net Realized Gain on Investments	Total Distributions	Net Asset Value, End of Period	Total Return	Gross Expenses	Net Expenses	Investment Income (Loss)	Net Assets, End of Period (000's)	Portfolio Turnover Rate ^(b)	
Bear ProFund Investor Class															
Year Ended July 31, 2020	\$28.37	(0.25)	(5.38)	(5.63)	(0.07)	—	(0.07)	\$22.67	(19.87)%	1.86%	1.86%	(0.95)%	\$15,698	—	
Year Ended July 31, 2019	\$30.45	0.14	(2.22)	(2.08)	—	—	—	\$28.37	(6.83)%	1.77%	1.77%	0.48%	\$19,388	—	
Year Ended July 31, 2018	\$35.46	(0.11)	(4.90)	(5.01)	—	—	—	\$30.45	(14.13)%	1.59%	1.59%	(0.34)%	\$12,790	—	
Year Ended July 31, 2017 ^(c)	\$41.56	(0.41)	(5.69)	(6.10)	—	—	—	\$35.46	(14.66)%	1.63%	1.63%	(1.07)%	\$45,370	—	
Year Ended July 31, 2016 ^(c)	\$45.82	(0.60)	(3.66)	(4.26)	—	—	—	\$41.56	(9.28)%	1.54%	1.54%	(1.37)%	\$17,069	—	
Service Class															
Year Ended July 31, 2020	\$26.23	(0.50)	(4.91)	(5.41)	—	—	—	\$20.82	(20.63)%	2.86%	2.86%	(1.95)%	\$677	—	
Year Ended July 31, 2019	\$28.44	(0.14)	(2.07)	(2.21)	—	—	—	\$26.23	(7.77)%	2.77%	2.77%	(0.52)%	\$761	—	
Year Ended July 31, 2018	\$33.46	(0.42)	(4.60)	(5.02)	—	—	—	\$28.44	(15.00)%	2.59%	2.59%	(1.34)%	\$659	—	
Year Ended July 31, 2017 ^(c)	\$39.62	(0.79)	(5.37)	(6.16)	—	—	—	\$33.46	(15.51)%	2.63%	2.63%	(2.07)%	\$2,667	—	
Year Ended July 31, 2016 ^(c)	\$44.10	(1.05)	(3.43)	(4.48)	—	—	—	\$39.62	(10.20)%	2.54%	2.54%	(2.37)%	\$11,641	—	
Biotechnology UltraSector ProFund Investor Class															
Year Ended July 31, 2020	\$51.90	(0.06)	22.42	22.36	—	(2.03)	(2.03)	\$72.23	43.62%	1.61%	1.61%	(0.10)%	\$188,065	52%	
Year Ended July 31, 2019	\$66.16	0.11	(11.50)	(11.39)	—	(2.87)	(2.87)	\$51.90	(17.10)%	1.52%	1.52%	0.19%	\$161,970	23%	
Year Ended July 31, 2018	\$63.85	(0.05)	6.85	6.80	—	(4.49)	(4.49)	\$66.16	10.94%	1.43%	1.43%	(0.08)%	\$246,238	11%	
Year Ended July 31, 2017	\$56.32	(0.15)	7.68	7.53	—	—	—	\$63.85	13.37%	1.45%	1.45%	(0.28)%	\$320,937	14%	
Year Ended July 31, 2016	\$77.84	(0.32)	(21.20)	(21.52)	—	—	—	\$56.32	(27.65)%	1.47%	1.47%	(0.55)%	\$397,476	13%	
Service Class															
Year Ended July 31, 2020	\$40.29	(0.52)	17.26	16.74	—	(2.03)	(2.03)	\$55.00	42.20%	2.60%	2.60%	(1.09)%	\$5,999	52%	
Year Ended July 31, 2019	\$52.66	(0.35)	(9.15)	(9.50)	—	(2.87)	(2.87)	\$40.29	(17.93)%	2.52%	2.52%	(0.80)%	\$5,559	23%	
Year Ended July 31, 2018	\$52.18	(0.58)	5.55	4.97	—	(4.49)	(4.49)	\$52.66	9.83%	2.43%	2.43%	(1.08)%	\$9,183	11%	
Year Ended July 31, 2017	\$46.48	(0.60)	6.30	5.70	—	—	—	\$52.18	12.26%	2.45%	2.45%	(1.28)%	\$12,721	14%	
Year Ended July 31, 2016	\$64.89	(0.80)	(17.61)	(18.41)	—	—	—	\$46.48	(28.37)%	2.47%	2.47%	(1.55)%	\$17,643	13%	

^(a) Per share net investment income (loss) has been calculated using the average daily shares method.

^(b) Portfolio turnover rate is calculated without regard to instruments having a maturity of less than one year from acquisition or derivative instruments (including swap agreements and futures contracts). The portfolio turnover rate can be high and volatile due to the amount and timing of sales and purchases of fund shares during the period. Portfolio turnover rate is calculated on the basis of the Fund as a whole without distinguishing between classes of shares issued.

^(c) Share amounts adjusted for 1:5 reverse share split that occurred on December 5, 2016.

ProFunds Financial Highlights

FOR THE PERIODS INDICATED

Selected data for a share of beneficial interest outstanding throughout the periods indicated.

	Investment Activities					Distributions to Shareholders From		Ratios to Average Net Assets					Supplemental Data	
	Net Realized and Unrealized					Net		Net					Net Assets, End of Period (000's)	
	Net Asset Value, Beginning of Period	Net Investment Income (Loss) ^(a)	Unrealized Gains (Losses) on Investments	Total from Investment Activities	Net Investment Income	Net Realized Gain on Investments	Total Distributions	Net Asset Value, End of Period	Total Return	Gross Expenses	Net Expenses	Investment Income (Loss)	Net Assets, End of Period (000's)	Portfolio Turnover Rate ^(b)
Bull ProFund Investor Class														
Year Ended July 31, 2020 ^(c)	\$45.33	(0.01)	4.39	4.38	(0.18)	(0.62)	(0.80)	\$48.91	9.68%	1.63%	1.63%	(0.01)%	\$72,210	84%
Year Ended July 31, 2019 ^(c)	\$42.99	0.23	2.35	2.58	—	(0.24)	(0.24)	\$45.33	5.99%	1.54%	1.54%	0.54%	\$61,121	3%
Year Ended July 31, 2018 ^(c)	\$37.65	0.08	5.26	5.34	—	—	—	\$42.99	14.20%	1.44%	1.44%	0.21%	\$47,074	26%
Year Ended July 31, 2017 ^(c)	\$33.11	(0.15)	4.69	4.54	—	—	—	\$37.65	13.68%	1.58%	1.58%	(0.44)%	\$80,095	4%
Year Ended July 31, 2016 ^(c)	\$31.96	(0.09)	1.24	1.15	—	—	—	\$33.11	3.61%	1.58%	1.58%	(0.31)%	\$57,666	368%
Service Class														
Year Ended July 31, 2020 ^(c)	\$37.50	(0.38)	3.59	3.21	—	(0.62)	(0.62)	\$40.09	8.57%	2.63%	2.63%	(1.01)%	\$5,327	84%
Year Ended July 31, 2019 ^(c)	\$35.96	(0.12)	1.90	1.78	—	(0.24)	(0.24)	\$37.50	4.93%	2.54%	2.54%	(0.45)%	\$4,232	3%
Year Ended July 31, 2018 ^(c)	\$31.80	(0.25)	4.41	4.16	—	—	—	\$35.96	13.08%	2.43%	2.43%	(0.78)%	\$4,676	26%
Year Ended July 31, 2017 ^(c)	\$28.25	(0.45)	4.00	3.55	—	—	—	\$31.80	12.55%	2.58%	2.58%	(1.44)%	\$8,533	4%
Year Ended July 31, 2016 ^(c)	\$27.54	(0.36)	1.07	0.71	—	—	—	\$28.25	2.60%	2.58%	2.58%	(1.31)%	\$5,380	368%
Communication Services UltraSector ProFund Investor Class														
Year Ended July 31, 2020	\$92.86	(0.99)	15.68	14.69	(2.88)	—	(2.88)	\$104.67	16.07%	2.37%	2.11% ^(d)	(1.08)%	\$5,587	82%
Year Ended July 31, 2019	\$72.76	2.15	17.95	20.10	—	—	—	\$92.86	27.62%	1.62%	1.62%	2.51%	\$10,109	805%
Year Ended July 31, 2018	\$72.31	0.03	0.42	0.45	—	—	—	\$72.76	0.62%	2.22%	1.78%	0.05%	\$5,680	818%
Year Ended July 31, 2017	\$61.09	(1.02)	12.24	11.22	—	—	—	\$72.31	18.37%	1.82%	1.78%	(1.46)%	\$7,108	562%
Year Ended July 31, 2016	\$55.37	(0.78)	6.50	5.72	—	—	—	\$61.09	10.35%	2.10%	1.78%	(1.59)%	\$5,209	962%
Service Class														
Year Ended July 31, 2020	\$76.53	(1.74)	12.99	11.25	(1.80)	—	(1.80)	\$85.98	14.89%	3.37%	3.11% ^(d)	(2.08)%	\$153	82%
Year Ended July 31, 2019	\$60.55	1.45	14.53	15.98	—	—	—	\$76.53	26.35%	2.62%	2.62%	1.51%	\$166	805%
Year Ended July 31, 2018	\$60.80	(0.54)	0.29	(0.25)	—	—	—	\$60.55	(0.38)%	3.22%	2.78%	(0.95)%	\$123	818%
Year Ended July 31, 2017	\$51.86	(1.62)	10.56	8.94	—	—	—	\$60.80	17.22%	2.82%	2.78%	(2.46)%	\$313	562%
Year Ended July 31, 2016	\$47.47	(1.20)	5.59	4.39	—	—	—	\$51.86	9.27%	3.10%	2.78%	(2.59)%	\$1,236	962%

^(a) Per share net investment income (loss) has been calculated using the average daily shares method.

^(b) Portfolio turnover rate is calculated without regard to instruments having a maturity of less than one year from acquisition or derivative instruments (including swap agreements and futures contracts). The portfolio turnover rate can be high and volatile due to the amount and timing of sales and purchases of fund shares during the period. Portfolio turnover rate is calculated on the basis of the Fund as a whole without distinguishing between classes of shares issued.

^(c) Share amounts adjusted for 3:1 share split that occurred on November 18, 2019.

^(d) The expense ratio does not correlate to the applicable expense limits in place during the period given that the annual contractual expense limitation is applied for the one year period ended November 30th of each year, instead of coinciding with the July 31st year end. Details of the current expense limitation in effect can be found in Note 4 of the accompanying Note to Financial Statements.

ProFunds Financial Highlights

FOR THE PERIODS INDICATED

Selected data for a share of beneficial interest outstanding throughout the periods indicated.

	Investment Activities				Distributions to Shareholders From				Ratios to Average Net Assets				Supplemental Data		
	Net Asset Value, Beginning of Period	Net Investment Income (Loss) ^(a)	Net Realized and Unrealized Gains (Losses) on Investments		Total from Investment Activities	Net Investment Income	Net Realized Gain on Investments	Total Distributions	Net Asset Value, End of Period	Total Return	Gross Expenses	Net Expenses	Investment Income (Loss)	Net Assets, End of Period (000's)	Portfolio Turnover Rate ^(b)
			Unrealized												
Consumer Goods UltraSector ProFund Investor Class															
Year Ended July 31, 2020	\$106.18	0.46	15.04 ^(c)		15.50	—	(3.20)	(3.20)	\$118.48	14.68%	2.08%	1.78%	0.44%	\$7,596	162%
Year Ended July 31, 2019	\$102.40	0.14	5.02		5.16	(1.38)	—	(1.38)	\$106.18	5.40%	2.11%	1.91%	0.15%	\$4,495	46%
Year Ended July 31, 2018	\$106.08	0.46	(2.30)		(1.84)	(0.08)	(1.76)	(1.84)	\$102.40	(1.87)%	1.89%	1.83%	0.44%	\$5,321	155%
Year Ended July 31, 2017	\$98.42	0.19	7.47		7.66	—	—	—	\$106.08	7.77%	1.76%	1.76%	0.19%	\$28,186	199%
Year Ended July 31, 2016	\$87.62	(0.13)	11.37		11.24	(0.44) ^(d)	—	(0.44)	\$98.42	12.89%	1.75%	1.75%	(0.14)%	\$18,570	236%
Service Class															
Year Ended July 31, 2020	\$96.58	(0.49)	13.49 ^(c)		13.00	—	(3.20)	(3.20)	\$106.38	13.53%	3.08%	2.78%	(0.56)%	\$457	162%
Year Ended July 31, 2019	\$92.88	(0.73)	4.71		3.98	(0.28)	—	(0.28)	\$96.58	4.38%	3.09%	2.89%	(0.83)%	\$391	46%
Year Ended July 31, 2018	\$97.24	(0.49)	(2.11)		(2.60)	—	(1.76)	(1.76)	\$92.88	(2.85)%	2.89%	2.83%	(0.56)%	\$699	155%
Year Ended July 31, 2017	\$91.12	(0.70)	6.82		6.12	—	—	—	\$97.24	6.72%	2.76%	2.76%	(0.81)%	\$1,077	199%
Year Ended July 31, 2016	\$81.54	(0.96)	10.54		9.58	—	—	—	\$91.12	11.76%	2.75%	2.75%	(1.14)%	\$3,907	236%
Consumer Services UltraSector ProFund Investor Class															
Year Ended July 31, 2020 ^(e)	\$46.43	(0.24)	7.89		7.65	—	—	—	\$54.08	16.47%	1.67%	1.67%	(0.53)%	\$44,827	80%
Year Ended July 31, 2019 ^(e)	\$43.14	(0.06)	5.21		5.15	—	(1.86)	(1.86)	\$46.43	13.46%	1.57%	1.57%	(0.13)%	\$90,523	106%
Year Ended July 31, 2018 ^(e)	\$34.40	(0.09)	9.58		9.49	—	(0.75)	(0.75)	\$43.14	27.92%	1.52%	1.52%	(0.22)%	\$131,835	35%
Year Ended July 31, 2017 ^(e)	\$29.22	(0.10)	5.28		5.18	—	—	—	\$34.40	17.70%	1.58%	1.58%	(0.32)%	\$32,182	123%
Year Ended July 31, 2016 ^(e)	\$29.85	(0.11)	(0.52)		(0.63)	—	—	—	\$29.22	(2.10)%	1.56%	1.56%	(0.39)%	\$39,850	37%
Service Class															
Year Ended July 31, 2020 ^(e)	\$39.89	(0.63)	6.73		6.10	—	—	—	\$45.99	15.30%	2.67%	2.67%	(1.53)%	\$1,595	80%
Year Ended July 31, 2019 ^(e)	\$37.73	(0.43)	4.45		4.02	—	(1.86)	(1.86)	\$39.89	12.34%	2.57%	2.57%	(1.13)%	\$2,524	106%
Year Ended July 31, 2018 ^(e)	\$30.47	(0.43)	8.44		8.01	—	(0.75)	(0.75)	\$37.73	26.64%	2.52%	2.52%	(1.22)%	\$5,163	35%
Year Ended July 31, 2017 ^(e)	\$26.15	(0.38)	4.70		4.32	—	—	—	\$30.47	16.52%	2.58%	2.58%	(1.32)%	\$1,077	123%
Year Ended July 31, 2016 ^(e)	\$26.98	(0.36)	(0.47)		(0.83)	—	—	—	\$26.15	(3.06)%	2.56%	2.56%	(1.39)%	\$722	37%

^(a) Per share net investment income (loss) has been calculated using the average daily shares method.

^(b) Portfolio turnover rate is calculated without regard to instruments having a maturity of less than one year from acquisition or derivative instruments (including swap agreements and futures contracts). The portfolio turnover rate can be high and volatile due to the amount and timing of sales and purchases of fund shares during the period. Portfolio turnover rate is calculated on the basis of the Fund as a whole without distinguishing between classes of shares issued.

^(c) The amount shown for a share outstanding throughout the period does not accord with the change in aggregate gains and losses in the portfolio of securities during the period because of the timing of sales and purchases of fund shares in relation to fluctuating market values during the period.

^(d) Subsequent to the issuance of the July 31, 2016 financial statements, less than \$0.005 of the distribution was determined to be a return of capital.

^(e) Share amounts adjusted for 3:1 share split that occurred on November 18, 2019.

ProFunds Financial Highlights

FOR THE PERIODS INDICATED

Selected data for a share of beneficial interest outstanding throughout the periods indicated.

	Investment Activities				Distributions to Shareholders From		Ratios to Average Net Assets				Supplemental Data			
	Net Asset Value, Beginning of Period	Net Investment Income (Loss) ^(a)	Net Realized and Unrealized Gains (Losses) on Investments	Total from Investment Activities	Net Investment Income	Total Distributions	Net Asset Value, End of Period	Total Return	Gross Expenses	Net Expenses	Investment Income (Loss)	Net Assets, End of Period (000's)	Portfolio Turnover Rate ^(b)	
Europe 30 ProFund Investor Class														
Year Ended July 31, 2020	\$12.56	0.16	(1.70)	(1.54)	(0.11)	(0.11)	\$10.91	(12.42)%	2.20%	1.78%	1.35%	\$4,306	1,122%	
Year Ended July 31, 2019	\$14.58	0.25	(0.86) ^(c)	(0.61)	(1.41)	(1.41)	\$12.56	(3.95)% ^(d)	2.23%	1.78%	1.96%	\$4,997	1,311%	
Year Ended July 31, 2018	\$13.99	0.17	0.56	0.73	(0.14)	(0.14)	\$14.58	5.30% ^(e)	1.87%	1.75%	1.19%	\$3,109	540%	
Year Ended July 31, 2017	\$11.99	0.24	2.15	2.39	(0.39)	(0.39)	\$13.99	20.40%	1.82%	1.78%	1.90%	\$11,133	1,157%	
Year Ended July 31, 2016	\$14.48	0.37	(1.50)	(1.13)	(1.36)	(1.36)	\$11.99	(8.11)%	1.84%	1.78%	3.14%	\$3,726	718%	
Service Class														
Year Ended July 31, 2020	\$13.74	0.03	(1.87)	(1.84)	—	—	\$11.90	(13.46)%	3.20%	2.78%	0.35%	\$159	1,122%	
Year Ended July 31, 2019	\$15.32	0.11	(0.83) ^(c)	(0.72)	(0.86)	(0.86)	\$13.74	(4.80)% ^(d)	3.23%	2.78%	0.96%	\$265	1,311%	
Year Ended July 31, 2018	\$14.72	0.02	0.58	0.60	—	—	\$15.32	4.14% ^(e)	2.87%	2.75%	0.19%	\$328	540%	
Year Ended July 31, 2017	\$12.35	0.10	2.27	2.37	—	—	\$14.72	19.19%	2.82%	2.78%	0.90%	\$477	1,157%	
Year Ended July 31, 2016	\$14.80	0.25	(1.53)	(1.28)	(1.17)	(1.17)	\$12.35	(8.96)%	2.84%	2.78%	2.14%	\$262	718%	
Falling U.S. Dollar ProFund Investor Class														
Year Ended July 31, 2020	\$15.97	(0.12)	0.56 ^(c)	0.44	—	—	\$16.41	2.76%	5.66%	1.78%	(0.78)%	\$1,230	—	
Year Ended July 31, 2019	\$17.03	0.08	(1.14)	(1.06)	—	—	\$15.97	(6.22)%	2.98%	1.78%	0.48%	\$1,000	—	
Year Ended July 31, 2018	\$17.77	(0.08)	(0.66)	(0.74)	—	—	\$17.03	(4.16)%	2.96%	1.78%	(0.44)%	\$1,255	—	
Year Ended July 31, 2017	\$17.76	(0.22)	0.23	0.01	—	—	\$17.77	0.06%	3.38%	1.78%	(1.33)%	\$1,965	—	
Year Ended July 31, 2016	\$17.83	(0.28)	0.21	(0.07)	—	—	\$17.76	(0.39)%	2.43%	1.78%	(1.60)%	\$2,480	—	
Service Class														
Year Ended July 31, 2020	\$14.81	(0.27)	0.51 ^(c)	0.24	—	—	\$15.05	1.82%	6.66%	2.78%	(1.78)%	\$2	—	
Year Ended July 31, 2019	\$15.93	(0.08)	(1.04)	(1.12)	—	—	\$14.81	(7.09)%	3.98%	2.78%	(0.52)%	\$7	—	
Year Ended July 31, 2018	\$16.78	(0.24)	(0.61)	(0.85)	—	—	\$15.93	(5.07)%	3.96%	2.78%	(1.44)%	\$744	—	
Year Ended July 31, 2017	\$16.92	(0.38)	0.24	(0.14)	—	—	\$16.78	(0.89)%	4.38%	2.78%	(2.33)%	\$487	—	
Year Ended July 31, 2016	\$17.16	(0.45)	0.21	(0.24)	—	—	\$16.92	(1.34)%	3.43%	2.78%	(2.60)%	\$1,285	—	

^(a) Per share net investment income (loss) has been calculated using the average daily shares method.

^(b) Portfolio turnover rate is calculated without regard to instruments having a maturity of less than one year from acquisition or derivative instruments (including swap agreements and futures contracts). The portfolio turnover rate can be high and volatile due to the amount and timing of sales and purchases of fund shares during the period. Portfolio turnover rate is calculated on the basis of the Fund as a whole without distinguishing between classes of shares issued.

^(c) The amount shown for a share outstanding throughout the period does not accord with the change in aggregate gains and losses in the portfolio of securities during the period because of the timing of sales and purchases of fund shares in relation to fluctuating market values during the period.

^(d) During the year ended July 31, 2019, the ProFund received monies related to certain nonrecurring litigation settlements. The corresponding impact to the total return was an increase of 2.65%.

^(e) During the year ended July 31, 2018, the ProFund received monies related to certain nonrecurring litigation settlements. The corresponding impact to the total return was an increase of 0.44%.

ProFunds Financial Highlights

FOR THE PERIODS INDICATED

Selected data for a share of beneficial interest outstanding throughout the periods indicated.

	Investment Activities				Distributions to Shareholders From				Ratios to Average Net Assets				Supplemental Data		
	Net Asset Value, Beginning of Period	Net Investment Income (Loss) ^(a)	Net Realized and Unrealized Gains (Losses) on Investments		Total from Investment Activities	Net Investment Income	Net Realized Gain on Investments	Total Distributions	Net Asset Value, End of Period	Total Return	Gross Expenses	Net Expenses	Net Investment Income (Loss)	Net Assets, End of Period (000's)	Portfolio Turnover Rate ^(b)
			Unrealized												
Financials UltraSector ProFund Investor Class															
Year Ended July 31, 2020	\$24.82	0.03	(5.21)	(5.18)		(0.46)	—	(0.46)	\$19.18	(21.40)%	1.87%	1.84%	0.13%	\$4,239	271%
Year Ended July 31, 2019	\$23.18	0.13	1.51 ^(c)	1.64		—	—	—	\$24.82	7.07%	1.72%	1.72%	0.56%	\$39,881	394%
Year Ended July 31, 2018	\$19.90	0.01	3.27	3.28		—	—	—	\$23.18	16.48%	1.66%	1.66%	0.06%	\$9,238	360%
Year Ended July 31, 2017	\$14.65	(0.01)	5.26	5.25		—	—	—	\$19.90	35.84%	1.68%	1.68%	(0.03)%	\$15,981	211%
Year Ended July 31, 2016	\$15.63	(0.02)	(0.96)	(0.98)		—	—	—	\$14.65	(6.27)%	1.76%	1.76%	(0.14)%	\$8,204	275%
Service Class															
Year Ended July 31, 2020	\$21.11	(0.16)	(4.48)	(4.64)		(0.16)	—	(0.16)	\$16.31	(22.20)%	2.87%	2.84%	(0.87)%	\$443	271%
Year Ended July 31, 2019	\$19.91	(0.07)	1.27 ^(c)	1.20		—	—	—	\$21.11	5.97%	2.72%	2.72%	(0.44)%	\$1,326	394%
Year Ended July 31, 2018	\$17.27	(0.18)	2.82	2.64		—	—	—	\$19.91	15.34%	2.66%	2.66%	(0.94)%	\$811	360%
Year Ended July 31, 2017	\$12.83	(0.16)	4.60	4.44		—	—	—	\$17.27	34.61%	2.68%	2.68%	(1.03)%	\$1,588	211%
Year Ended July 31, 2016	\$13.83	(0.15)	(0.85)	(1.00)		—	—	—	\$12.83	(7.23)%	2.76%	2.76%	(1.14)%	\$838	275%
Health Care UltraSector ProFund Investor Class															
Year Ended July 31, 2020	\$61.57	(0.19)	14.17	13.98		(0.03)	—	(0.03)	\$75.52	22.71%	1.78%	1.78%	(0.28)%	\$46,004	201%
Year Ended July 31, 2019	\$60.66	0.10	0.83 ^(c)	0.93		(0.02)	—	(0.02)	\$61.57	1.54%	1.58%	1.58%	0.16%	\$14,650	226%
Year Ended July 31, 2018	\$56.25	(0.05)	10.27	10.22		—	(5.81)	(5.81)	\$60.66	19.30%	1.56%	1.56%	(0.09)%	\$39,320	151%
Year Ended July 31, 2017	\$51.01	(0.14)	5.38	5.24		—	—	—	\$56.25	10.25%	1.58%	1.58%	(0.27)%	\$60,081	215%
Year Ended July 31, 2016	\$54.33	(0.12)	(3.20)	(3.32)		—	—	—	\$51.01	(6.09)%	1.53%	1.53%	(0.26)%	\$37,647	7%
Service Class															
Year Ended July 31, 2020	\$51.25	(0.73)	11.77	11.04		—	—	—	\$62.29	21.54%	2.74%	2.74%	(1.24)%	\$1,180	201%
Year Ended July 31, 2019	\$50.97	(0.40)	0.68 ^(c)	0.28		—	—	—	\$51.25	0.55%	2.55%	2.55%	(0.81)%	\$1,328	226%
Year Ended July 31, 2018	\$48.57	(0.53)	8.74	8.21		—	(5.81)	(5.81)	\$50.97	18.14%	2.55%	2.55%	(1.08)%	\$2,230	151%
Year Ended July 31, 2017	\$44.49	(0.57)	4.65	4.08		—	—	—	\$48.57	9.17%	2.58%	2.58%	(1.27)%	\$2,507	215%
Year Ended July 31, 2016	\$47.86	(0.54)	(2.83)	(3.37)		—	—	—	\$44.49	(7.04)%	2.53%	2.53%	(1.26)%	\$3,213	7%

^(a) Per share net investment income (loss) has been calculated using the average daily shares method.

^(b) Portfolio turnover rate is calculated without regard to instruments having a maturity of less than one year from acquisition or derivative instruments (including swap agreements and futures contracts). The portfolio turnover rate can be high and volatile due to the amount and timing of sales and purchases of fund shares during the period. Portfolio turnover rate is calculated on the basis of the Fund as a whole without distinguishing between classes of shares issued.

^(c) The amount shown for a share outstanding throughout the period does not accord with the change in aggregate gains and losses in the portfolio of securities during the period because of the timing of sales and purchase of fund shares in relation to fluctuating market values during the period.

ProFunds Financial Highlights

FOR THE PERIODS INDICATED

Selected data for a share of beneficial interest outstanding throughout the periods indicated.

	Investment Activities				Distributions to Shareholders From			Ratios to Average Net Assets				Supplemental Data		
	Net Asset Value, Beginning of Period	Net Investment Income (Loss) ^(a)	Net Realized and Unrealized Gains (Losses) on Investments		Total from Investment Activities	Net Realized Gain on Investments	Total Distributions	Net Asset Value, End of Period	Total Return	Gross Expenses	Net Expenses	Investment Income (Loss)	Net Assets, End of Period (000's)	Portfolio Turnover Rate ^(b)
			Unrealized											
Industrials UltraSector ProFund Investor Class														
Year Ended July 31, 2020 ^(c)	\$39.16	(0.09)	(2.57)	(2.66)	—	—	\$36.50	(6.78)%	2.12%	1.87%	(0.23)%	\$4,033	57%	
Year Ended July 31, 2019 ^(c)	\$36.86	(0.04)	2.34 ^(d)	2.30	—	—	\$39.16	6.22%	1.84%	1.84%	(0.10)%	\$9,520	485%	
Year Ended July 31, 2018 ^(c)	\$31.94	(0.04)	6.39	6.35	(1.43)	(1.43)	\$36.86	20.04%	1.63%	1.63%	(0.12)%	\$7,850	240%	
Year Ended July 31, 2017 ^(c)	\$25.23	(0.06)	6.77	6.71	—	—	\$31.94	26.61%	1.72%	1.72%	(0.21)%	\$27,147	294%	
Year Ended July 31, 2016 ^(c)	\$22.83	(0.08)	2.61	2.53	(0.13)	(0.13)	\$25.23	11.23%	1.79%	1.79% ^(e)	(0.33)%	\$12,037	270%	
Service Class														
Year Ended July 31, 2020 ^(c)	\$34.18	(0.42)	(2.21)	(2.63)	—	—	\$31.55	(7.69)%	3.12%	2.87%	(1.23)%	\$226	57%	
Year Ended July 31, 2019 ^(c)	\$32.50	(0.35)	2.03 ^(d)	1.68	—	—	\$34.18	5.16%	2.84%	2.84%	(1.10)%	\$962	485%	
Year Ended July 31, 2018 ^(c)	\$28.59	(0.35)	5.69	5.34	(1.43)	(1.43)	\$32.50	18.83%	2.63%	2.63%	(1.12)%	\$510	240%	
Year Ended July 31, 2017 ^(c)	\$22.80	(0.31)	6.10	5.79	—	—	\$28.59	25.36%	2.72%	2.72%	(1.21)%	\$889	294%	
Year Ended July 31, 2016 ^(c)	\$20.85	(0.28)	2.36	2.08	(0.13)	(0.13)	\$22.80	10.14%	2.79%	2.79% ^(e)	(1.33)%	\$601	270%	
Internet UltraSector ProFund Investor Class														
Year Ended July 31, 2020	\$99.45	(0.91)	33.98	33.07	(0.11)	(0.11)	\$132.41	33.31%	1.60%	1.60%	(0.97)%	\$206,228	59%	
Year Ended July 31, 2019	\$92.57	(0.67)	755	6.88	—	—	\$99.45	7.43%	1.50%	1.50%	(0.75)%	\$209,745	61%	
Year Ended July 31, 2018	\$64.99	(0.75)	34.78	34.03	(6.45)	(6.45)	\$92.57	55.54%	1.42%	1.42%	(0.94)%	\$275,914	69%	
Year Ended July 31, 2017	\$46.16	(0.62)	19.54	18.92	(0.09)	(0.09)	\$64.99	41.01%	1.46%	1.46%	(1.17)%	\$139,470	27%	
Year Ended July 31, 2016	\$46.02	(0.54)	3.66	3.12	(2.98)	(2.98)	\$46.16	7.12%	1.50%	1.50%	(1.32)%	\$77,895	65%	
Service Class														
Year Ended July 31, 2020	\$76.99	(1.65)	26.24	24.59	(0.11)	(0.11)	\$101.47	32.01%	2.60%	2.60%	(1.97)%	\$9,906	59%	
Year Ended July 31, 2019	\$72.39	(1.39)	5.99	4.60	—	—	\$76.99	6.35%	2.50%	2.50%	(1.75)%	\$10,311	61%	
Year Ended July 31, 2018	\$52.50	(1.39)	27.73	26.34	(6.45)	(6.45)	\$72.39	54.00%	2.42%	2.42%	(1.94)%	\$16,652	69%	
Year Ended July 31, 2017	\$37.68	(1.06)	15.97	14.91	(0.09)	(0.09)	\$52.50	39.59%	2.46%	2.46%	(2.17)%	\$8,697	27%	
Year Ended July 31, 2016	\$38.48	(0.90)	3.08	2.18	(2.98)	(2.98)	\$37.68	6.02%	2.50%	2.50%	(2.32)%	\$3,752	65%	

^(a) Per share net investment income (loss) has been calculated using the average daily shares method.

^(b) Portfolio turnover rate is calculated without regard to instruments having a maturity of less than one year from acquisition or derivative instruments (including swap agreements and futures contracts). The portfolio turnover rate can be high and volatile due to the amount and timing of sales and purchases of fund shares during the period. Portfolio turnover rate is calculated on the basis of the Fund as a whole without distinguishing between classes of shares issued.

^(c) As described in Note 9, share amounts have been adjusted for 3:1 share split that occurred on November 18, 2019.

^(d) The amount shown for a share outstanding throughout the period does not accord with the change in aggregate gains and losses in the portfolio of securities during the period because of the timing of sales and purchase of fund shares in relation to fluctuating market values during the period.

^(e) The expense ratio does not correlate to the applicable expense limits in place during the period given that the annual contractual expense limitation is applied for the one year periods ended November 30th of each year, instead of coinciding with the July 31st year end.

ProFunds Financial Highlights

FOR THE PERIODS INDICATED

Selected data for a share of beneficial interest outstanding throughout the periods indicated.

	Investment Activities				Distributions to Shareholders From				Ratios to Average Net Assets				Supplemental Data		
	Net Asset Value, Beginning of Period	Net Investment Income (Loss) ^(a)	Net Realized and Unrealized Gains (Losses) on Investments	Total from Investment Activities	Net Investment Income	Net Realized Gains on Investments	Total Distributions	Net Asset Value, End of Period	Total Return	Gross Expenses	Net Expenses	Investment Income (Loss)	Net Assets, End of Period (000's)	Portfolio Turnover Rate ^(b)	
Large-Cap Growth ProFund Investor Class															
Year Ended July 31, 2020	\$95.94	(0.33)	20.61	20.28	—	(4.33)	(4.33)	\$111.89	21.78%	1.69%	1.69%	(0.34)%	\$50,145	358%	
Year Ended July 31, 2019	\$90.85	(0.12)	6.68	6.56	—	(1.47)	(1.47)	\$95.94	7.56%	1.61%	1.61%	(0.14)%	\$22,113	536%	
Year Ended July 31, 2018	\$77.09	(0.15)	15.06	14.91	—	(1.15)	(1.15)	\$90.85	19.47%	1.57%	1.57%	(0.18)%	\$33,364	380%	
Year Ended July 31, 2017	\$68.05	— ^(c)	9.97	9.97	—	(0.93)	(0.93)	\$77.09	14.82%	1.68%	1.68%	— ^(d)	\$32,726	592%	
Year Ended July 31, 2016	\$65.97	(0.02)	2.14	2.12	—	(0.04)	(0.04)	\$68.05	3.23%	1.78%	1.78%	(0.03)%	\$23,301	460%	
Service Class															
Year Ended July 31, 2020	\$80.47	(1.14)	17.09	15.95	—	(4.33)	(4.33)	\$92.09	20.53%	2.69%	2.69%	(1.34)%	\$1,014	358%	
Year Ended July 31, 2019	\$77.22	(0.89)	5.61	4.72	—	(1.47)	(1.47)	\$80.47	6.50%	2.61%	2.61%	(1.14)%	\$3,894	536%	
Year Ended July 31, 2018	\$66.34	(0.85)	12.88	12.03	—	(1.15)	(1.15)	\$77.22	18.28%	2.57%	2.57%	(1.18)%	\$1,307	380%	
Year Ended July 31, 2017	\$59.27	(0.62)	8.62	8.00	—	(0.93)	(0.93)	\$66.34	13.68%	2.68%	2.68%	(1.00)%	\$3,945	592%	
Year Ended July 31, 2016	\$58.05	(0.57)	1.83	1.26	—	(0.04)	(0.04)	\$59.27	2.19%	2.78%	2.78%	(1.03)%	\$1,165	460%	
Large-Cap Value ProFund Investor Class															
Year Ended July 31, 2020	\$66.30	0.64	(3.66)	(3.02)	—	—	—	\$63.28	(4.55)%	1.75%	1.75%	0.94%	\$4,704	481%	
Year Ended July 31, 2019	\$66.02	0.45	2.05	2.50	—	(2.22)	(2.22)	\$66.30	4.38%	1.80%	1.77%	0.71%	\$11,810	1,011%	
Year Ended July 31, 2018	\$61.42	0.40	4.84	5.24	(0.42)	(0.22)	(0.64)	\$66.02	8.55%	1.85%	1.78%	0.64%	\$5,296	788%	
Year Ended July 31, 2017	\$54.89	0.43	6.23	6.66	(0.13)	—	(0.13)	\$61.42	12.12%	1.85%	1.78%	0.75%	\$6,916	498%	
Year Ended July 31, 2016	\$53.40	0.49	1.64	2.13	(0.38)	(0.26)	(0.64)	\$54.89	4.11%	1.86%	1.78%	0.97%	\$11,599	813%	
Service Class															
Year Ended July 31, 2020	\$59.23	0.05	(3.33)	(3.28)	—	—	—	\$55.95	(5.54)%	2.75%	2.75%	(0.06)%	\$1,421	481%	
Year Ended July 31, 2019	\$59.82	(0.12)	1.75	1.63	—	(2.22)	(2.22)	\$59.23	3.37%	2.80%	2.77%	(0.29)%	\$1,233	1,011%	
Year Ended July 31, 2018	\$55.88	(0.18)	4.34	4.16	—	(0.22)	(0.22)	\$59.82	7.44%	2.85%	2.78%	(0.36)%	\$635	788%	
Year Ended July 31, 2017	\$50.33	(0.10)	5.65	5.55	—	—	—	\$55.88	11.01%	2.85%	2.78%	(0.25)%	\$2,159	498%	
Year Ended July 31, 2016	\$49.33	0.02	1.44	1.46	(0.20)	(0.26)	(0.46)	\$50.33	3.06%	2.86%	2.78%	(0.03)%	\$2,182	813%	

^(a) Per share net investment income (loss) has been calculated using the average daily shares method.

^(b) Portfolio turnover rate is calculated without regard to instruments having a maturity of less than one year from acquisition or derivative instruments (including swap agreements and futures contracts). The portfolio turnover rate can be high and volatile due to the amount and timing of sales and purchases of fund shares during the period. Portfolio turnover rate is calculated on the basis of the Fund as a whole without distinguishing between classes of shares issued.

^(c) Amount is less than \$0.005.

^(d) Amount is less than 0.005%.

ProFunds Financial Highlights FOR THE PERIODS INDICATED

Selected data for a share of beneficial interest outstanding throughout the periods indicated.

	Investment Activities					Distributions to Shareholders From				Ratios to Average Net Assets				Supplemental Data		
	Net Asset Value, Beginning of Period	Net Investment Income (Loss)(a)	Net Realized and Unrealized Gains (Losses) on Investments		Total from Investment Activities	Net Investment Income	Net Realized Gains on Investments	Total Distributions	Net Asset Value, End of Period	Total Return	Gross Expenses	Net Expenses	Net Investment Income (Loss)	Net Assets, End of Period (000's)	Portfolio Turnover Rate(b)	
			Unrealized													
Mid-Cap Growth ProFund Investor Class																
Year Ended July 31, 2020	\$94.01	(0.79)	3.77		2.98	—	—	—	\$96.99	3.17%	1.77%	1.77%	(0.88)%	\$38,215	457%	
Year Ended July 31, 2019	\$93.83	(0.40)	0.58 ^(c)		0.18	—	—	—	\$94.01	0.19%	1.73%	1.73%	(0.44)%	\$17,792	385%	
Year Ended July 31, 2018	\$82.27	(0.50)	12.06		11.56	—	—	—	\$93.83	14.05%	1.70%	1.70%	(0.56)%	\$19,895	384%	
Year Ended July 31, 2017	\$73.58	(0.44)	9.13		8.69	—	—	—	\$82.27	11.81%	1.80%	1.78%	(0.59)%	\$9,086	242%	
Year Ended July 31, 2016	\$72.42	(0.38)	1.54		1.16	—	—	—	\$73.58	1.60%	1.81%	1.78%	(0.58)%	\$22,383	666%	
Service Class																
Year Ended July 31, 2020	\$78.22	(1.56)	3.22		1.66	—	—	—	\$79.88	2.12%	2.77%	2.77%	(1.88)%	\$780	457%	
Year Ended July 31, 2019	\$78.84	(1.15)	0.53 ^(c)		(0.62)	—	—	—	\$78.22	(0.79)%	2.73%	2.73%	(1.44)%	\$2,315	385%	
Year Ended July 31, 2018	\$69.82	(1.25)	10.27		9.02	—	—	—	\$78.84	12.92%	2.70%	2.70%	(1.56)%	\$950	384%	
Year Ended July 31, 2017	\$63.07	(1.09)	7.84		6.75	—	—	—	\$69.82	10.68%	2.80%	2.78%	(1.59)%	\$1,305	242%	
Year Ended July 31, 2016	\$62.72	(0.96)	1.31		0.35	—	—	—	\$63.07	0.57%	2.81%	2.78%	(1.58)%	\$1,875	666%	
Mid-Cap ProFund Investor Class																
Year Ended July 31, 2020	\$87.39	(0.41)	(4.01)		(4.42)	(0.08)	(4.27)	(4.35)	\$78.62	(5.52)%	1.97%	1.97% ^(d)	(0.52)%	\$4,207	238%	
Year Ended July 31, 2019	\$91.18	0.02	(1.59)		(1.57)	(0.05)	(2.17)	(2.22)	\$87.39	(1.25)%	1.67%	1.67%	0.03%	\$7,025	43%	
Year Ended July 31, 2018	\$87.31	(0.20)	10.73		10.53	—	(6.66)	(6.66)	\$91.18	12.38%	1.54%	1.54%	(0.23)%	\$19,933	21%	
Year Ended July 31, 2017	\$77.58	(0.42)	10.15		9.73	—	—	—	\$87.31	12.54%	1.57%	1.57%	(0.51)%	\$47,686	603%	
Year Ended July 31, 2016	\$74.89	(0.33)	3.05		2.72	—	(0.03) ^(e)	(0.03)	\$77.58	3.64%	1.51%	1.51%	(0.47)%	\$56,035	1,455%	
Service Class																
Year Ended July 31, 2020	\$72.34	(1.07)	(3.16)		(4.23)	—	(4.27)	(4.27)	\$63.84	(6.45)%	2.97%	2.97% ^(d)	(1.52)%	\$556	238%	
Year Ended July 31, 2019	\$76.62	(0.69)	(1.42)		(2.11)	—	(2.17)	(2.17)	\$72.34	(2.23)%	2.67%	2.67%	(0.97)%	\$2,655	43%	
Year Ended July 31, 2018	\$75.06	(0.96)	9.18		8.22	—	(6.66)	(6.66)	\$76.62	11.26%	2.54%	2.54%	(1.23)%	\$783	21%	
Year Ended July 31, 2017	\$67.36	(1.13)	8.83		7.70	—	—	—	\$75.06	11.41%	2.57%	2.57%	(1.51)%	\$952	603%	
Year Ended July 31, 2016	\$65.71	(0.95)	2.63		1.68	—	(0.03) ^(e)	(0.03)	\$67.36	2.57%	2.51%	2.51%	(1.47)%	\$981	1,455%	

^(a) Per share net investment income (loss) has been calculated using the average daily shares method.

^(b) Portfolio turnover rate is calculated without regard to instruments having a maturity of less than one year from acquisition or derivative instruments (including swap agreements and futures contracts). The portfolio turnover rate can be high and volatile due to the amount and timing of sales and purchases of fund shares during the period. Portfolio turnover rate is calculated on the basis of the Fund as a whole without distinguishing between classes of shares issued.

^(c) The amount shown for a share outstanding throughout the period does not accord with the change in aggregate gains and losses in the portfolio of securities during the period because of the timing of sales and purchase of fund shares in relation to fluctuating market values during the period.

^(d) The expense ratio does not correlate to the applicable expense limits in place during the period given that the annual contractual expense limitation is applied for the one year periods ended November 30th of each year, instead of coinciding with the July 31st year end..

^(e) Subsequent to the issuance of the July 31, 2016 financial statements, less than \$0.005 of the distribution was determined to be a return of capital.

ProFunds Financial Highlights

FOR THE PERIODS INDICATED

Selected data for a share of beneficial interest outstanding throughout the periods indicated.

	Investment Activities				Distributions to Shareholders From				Ratios to Average Net Assets				Supplemental Data		
	Net Asset Value, Beginning of Period	Net Investment Income (Loss) ^(a)	Net Unrealized Gains (Losses) on Investments	Total from Investment Activities	Net Investment Income	Net Realized Gains on Investments	Total Distributions	Net Asset Value, End of Period	Total Return	Gross Expenses	Net Expenses	Investment Income (Loss)	Net Assets, End of Period (000's)	Portfolio Turnover Rate ^(b)	
Mid-Cap Value ProFund Investor Class															
Year Ended July 31, 2020	\$73.65	0.20	(11.06)	(10.86)	(0.31)	—	(0.31)	\$62.48	(14.82)% ^(c)	2.10%	1.78%	0.29%	\$4,189	322%	
Year Ended July 31, 2019	\$78.08	0.08	(2.04)	(1.96)	(0.11)	(2.36)	(2.47)	\$73.65	(1.94)%	1.78%	1.78%	0.11%	\$5,554	708%	
Year Ended July 31, 2018	\$78.19	(0.11)	8.25	8.14	—	(8.25)	(8.25)	\$78.08	10.85%	1.94%	1.78%	(0.15)%	\$7,731	312%	
Year Ended July 31, 2017	\$69.63	(0.01)	8.99	8.98	(0.18)	(0.24)	(0.42)	\$78.19	12.90%	1.85%	1.78%	(0.01)%	\$7,609	281%	
Year Ended July 31, 2016	\$65.60	0.26	3.77	4.03	—	—	—	\$69.63	6.14%	1.84%	1.78%	0.41%	\$33,251	913%	
Service Class															
Year Ended July 31, 2020	\$60.23	(0.36)	(9.08)	(9.44)	—	—	—	\$50.79	(15.67)% ^(c)	3.10%	2.78%	(0.71)%	\$417	322%	
Year Ended July 31, 2019	\$64.88	(0.52)	(1.77)	(2.29)	—	(2.36)	(2.36)	\$60.23	(2.89)%	2.78%	2.78%	(0.89)%	\$587	708%	
Year Ended July 31, 2018	\$66.90	(0.76)	6.99	6.23	—	(8.25)	(8.25)	\$64.88	9.73%	2.94%	2.78%	(1.15)%	\$562	312%	
Year Ended July 31, 2017	\$60.06	(0.64)	7.72	7.08	—	(0.24)	(0.24)	\$66.90	11.78%	2.85%	2.78%	(1.01)%	\$626	281%	
Year Ended July 31, 2016	\$57.22	(0.29)	3.13	2.84	—	—	—	\$60.06	4.98%	2.84%	2.78%	(0.59)%	\$1,458	913%	
Nasdaq-100 ProFund Investor Class															
Year Ended July 31, 2020	\$76.83	(0.54)	28.66	28.12	—	(0.74)	(0.74)	\$104.21	36.83%	1.56%	1.56%	(0.65)%	\$108,633	39%	
Year Ended July 31, 2019	\$71.37	0.02	5.44	5.46	—	—	—	\$76.83	7.65%	1.52%	1.52%	0.03%	\$101,799	15%	
Year Ended July 31, 2018	\$58.96	(0.19)	13.07	12.88	—	(0.47)	(0.47)	\$71.37	21.94%	1.44%	1.44%	(0.30)%	\$83,056	3%	
Year Ended July 31, 2017	\$47.81	(0.33)	11.48	11.15	—	—	—	\$58.96	23.32%	1.49%	1.49%	(0.64)%	\$99,069	4%	
Year Ended July 31, 2016 ^(d)	\$46.73	(0.37)	1.45	1.08	—	—	—	\$47.81	2.30%	1.54%	1.54%	(0.84)%	\$53,723	362%	
Service Class															
Year Ended July 31, 2020	\$62.84	(1.22)	23.35	22.13	—	(0.74)	(0.74)	\$84.23	35.48%	2.55%	2.55%	(1.64)%	\$8,412	39%	
Year Ended July 31, 2019	\$58.96	(0.56)	4.44	3.88	—	—	—	\$62.84	6.58%	2.51%	2.51%	(0.96)%	\$5,884	15%	
Year Ended July 31, 2018	\$49.27	(0.74)	10.90	10.16	—	(0.47)	(0.47)	\$58.96	20.75%	2.44%	2.44%	(1.30)%	\$8,137	3%	
Year Ended July 31, 2017	\$40.36	(0.78)	9.69	8.91	—	—	—	\$49.27	22.05%	2.49%	2.49%	(1.64)%	\$5,022	4%	
Year Ended July 31, 2016 ^(d)	\$39.85	(0.75)	1.26	0.51	—	—	—	\$40.36	1.27%	2.54%	2.54%	(1.84)%	\$2,863	362%	

^(a) Per share net investment income (loss) has been calculated using the average daily shares method.

^(b) Portfolio turnover rate is calculated without regard to instruments having a maturity of less than one year from acquisition or derivative instruments (including swap agreements and futures contracts). The portfolio turnover rate can be high and volatile due to the amount and timing of sales and purchases of fund shares during the period. Portfolio turnover rate is calculated on the basis of the Fund as a whole without distinguishing between classes of shares issued.

^(c) During the year ended July 31, 2020, the Fund received monies related to certain nonrecurring litigation settlements. The corresponding impact to the total return was 0.22%.

^(d) Share amounts have been adjusted for 3:1 share split that occurred on December 14, 2015.

ProFunds Financial Highlights

FOR THE PERIODS INDICATED

Selected data for a share of beneficial interest outstanding throughout the periods indicated.

	Investment Activities				Distributions to Shareholders From		Ratios to Average Net Assets				Supplemental Data		
	Net Asset Value, Beginning of Period	Net Investment Income (Loss) ^(a)	Net Realized and Unrealized Gains (Losses) on Investments	Total from Investment Activities	Net Investment Income	Total Distributions	Net Asset Value, End of Period	Total Return	Gross Expenses	Net Expenses	Investment Income (Loss)	Net Assets, End of Period (000's)	Portfolio Turnover Rate ^(b)
Oil & Gas UltraSector ProFund Investor Class													
Year Ended July 31, 2020	\$29.28	0.29	(17.22)	(16.93)	(0.38)	(0.38)	\$11.97	(58.57)%	1.87%	1.87%	1.61%	\$11,544	40%
Year Ended July 31, 2019	\$42.24	0.37	(12.87)	(12.50)	(0.46)	(0.46)	\$29.28	(29.45)%	1.74%	1.74%	1.11%	\$13,402	53%
Year Ended July 31, 2018	\$33.39	0.29	8.88	9.17	(0.32)	(0.32)	\$42.24	27.56%	1.56%	1.56%	0.78%	\$43,157	152%
Year Ended July 31, 2017	\$35.19	0.28	(1.85)	(1.57)	(0.23)	(0.23)	\$33.39	(4.58)%	1.60%	1.60%	0.79%	\$20,228	110%
Year Ended July 31, 2016	\$37.47	0.23	(2.34)	(2.11)	(0.17)	(0.17)	\$35.19	(5.56)%	1.54%	1.54%	0.69%	\$59,096	16%
Service Class													
Year Ended July 31, 2020	\$25.07	0.14	(14.88)	(14.74)	(0.06)	(0.06)	\$10.27	(58.92)%	2.87%	2.87%	0.61%	\$626	40%
Year Ended July 31, 2019	\$36.03	0.08	(10.96)	(10.88)	(0.08)	(0.08)	\$25.07	(30.16)%	2.74%	2.74%	0.11%	\$730	53%
Year Ended July 31, 2018	\$28.53	(0.02)	7.52	7.50	—	—	\$36.03	26.29%	2.56%	2.56%	(0.22)%	\$1,651	152%
Year Ended July 31, 2017	\$30.19	(0.03)	(1.63)	(1.66)	—	—	\$28.53	(5.50)%	2.60%	2.60%	(0.21)%	\$1,929	110%
Year Ended July 31, 2016	\$32.29	(0.06)	(2.04)	(2.10)	—	—	\$30.19	(6.50)%	2.54%	2.54%	(0.31)%	\$3,140	16%
Oil Equipment & Services UltraSector ProFund Investor Class													
Year Ended July 31, 2020 ^(c)	\$41.50	0.05	(32.43)	(32.38)	—	—	\$9.12	(78.03)%	2.12%	1.86%	0.73%	\$9,408	396%
Year Ended July 31, 2019 ^(c)	\$100.93	(0.32)	(58.07)	(58.39)	(1.04)	(1.04)	\$41.50	(57.83)%	2.09%	2.09% ^(d)	(0.61)%	\$6,205	248%
Year Ended July 31, 2018 ^(c)	\$100.28	0.80	2.17	2.97	(2.32)	(2.32)	\$100.93	3.02%	1.60%	1.60%	0.83%	\$8,203	316%
Year Ended July 31, 2017 ^(c)	\$107.70	1.68	(9.02)	(7.34)	(0.08)	(0.08)	\$100.28	(6.79)%	1.62%	1.62%	1.42%	\$13,703	201%
Year Ended July 31, 2016 ^(c)	\$140.75	0.40	(33.45)	(33.05)	—	—	\$107.70	(23.48)%	1.79%	1.78%	0.37%	\$12,176	229%
Service Class													
Year Ended July 31, 2020 ^(c)	\$37.87	(0.01)	(29.64)	(29.65)	—	—	\$8.22	(78.28)%	3.12%	2.86%	(0.27)%	\$353	396%
Year Ended July 31, 2019 ^(c)	\$90.72	(0.80)	(52.05)	(52.85)	— ^(e)	— ^(e)	\$37.87	(58.27)%	3.09%	3.09% ^(d)	(1.61)%	\$373	248%
Year Ended July 31, 2018 ^(c)	\$89.99	(0.08)	1.85	1.77	(1.04)	(1.04)	\$90.72	1.99%	2.60%	2.60%	(0.17)%	\$318	316%
Year Ended July 31, 2017 ^(c)	\$97.47	0.56	(8.04)	(7.48)	—	—	\$89.99	(7.71)%	2.62%	2.62%	0.42%	\$503	201%
Year Ended July 31, 2016 ^(c)	\$128.68	(0.56)	(30.65)	(31.21)	—	—	\$97.47	(24.24)%	2.79%	2.78%	(0.63)%	\$233	229%

^(a) Per share net investment income (loss) has been calculated using the average daily shares method.

^(b) Portfolio turnover rate is calculated without regard to instruments having a maturity of less than one year from acquisition or derivative instruments (including swap agreements and futures contracts). The portfolio turnover rate can be high and volatile due to the amount and timing of sales and purchases of fund shares during the period. Portfolio turnover rate is calculated on the basis of the Fund as a whole without distinguishing between classes of shares issued.

^(c) Share amounts have been adjusted for 1:8 reverse share split that occurred on November 18, 2019.

^(d) The expense ratio does not correlate to the applicable expense limits in place during the period given that the annual contractual expense limitation is applied for the one year periods ended November 30th of each year, instead of coinciding with the July 31st year end.

^(e) Amount is less than \$0.005.

ProFunds Financial Highlights FOR THE PERIODS INDICATED

Selected data for a share of beneficial interest outstanding throughout the periods indicated.

	Investment Activities				Distributions to Shareholders From				Ratios to Average Net Assets				Supplemental Data		
	Net Asset Value, Beginning of Period	Net Investment Income (Loss) ^(a)	Net Realized and Unrealized Gains (Losses) on Investments	Total from Investment Activities	Net Investment Income	Net Realized Gains on Investments	Total Distributions	Net Asset Value, End of Period	Total Return	Gross Expenses	Net Expenses	Investment Income (Loss)	Net Assets, End of Period (000's)	Portfolio Turnover Rate ^(b)	
Pharmaceuticals UltraSector ProFund Investor Class															
Year Ended July 31, 2020	\$20.75	(0.04)	2.23 (4.71)	2.19 (4.70)	— (0.04)	— (0.80)	— (0.84)	\$22.94	10.55%	2.32%	1.84%	(0.18)%	\$3,735	137%	
Year Ended July 31, 2019	\$26.29	0.01	(4.71)	(4.70)	(0.04)	(0.80)	(0.84)	\$20.75	(17.69)%	1.97%	1.86%	0.06%	\$5,039	223%	
Year Ended July 31, 2018	\$25.66	0.12	1.61	1.73	—	(1.10)	(1.10)	\$26.29	6.97%	1.78%	1.78%	0.48%	\$7,173	192%	
Year Ended July 31, 2017	\$26.29	0.03	(0.66)	(0.63)	—	—	—	\$25.66	(2.40)%	1.75%	1.75%	0.13%	\$9,592	159%	
Year Ended July 31, 2016	\$26.03	(0.04)	0.32	0.28	—	(0.02) ^(c)	(0.02)	\$26.29	1.08%	1.76%	1.76%	(0.17)%	\$14,631	79%	
Service Class															
Year Ended July 31, 2020	\$18.03	(0.23)	1.94 (4.13)	1.71 (4.33)	— (0.80)	— (0.80)	— (0.80)	\$19.74	9.48%	3.32%	2.84%	(1.18)%	\$300	137%	
Year Ended July 31, 2019	\$23.16	(0.20)	(4.13)	(4.33)	—	(0.80)	(0.80)	\$18.03	(18.53)%	2.97%	2.86%	(0.94)%	\$435	223%	
Year Ended July 31, 2018	\$22.96	(0.10)	1.40	1.30	—	(1.10)	(1.10)	\$23.16	5.88%	2.78%	2.78%	(0.52)%	\$822	192%	
Year Ended July 31, 2017	\$23.76	(0.19)	(0.61)	(0.80)	—	—	—	\$22.96	(3.37)%	2.75%	2.75%	(0.87)%	\$969	159%	
Year Ended July 31, 2016	\$23.76	(0.25)	0.27	0.02	—	(0.02) ^(c)	(0.02)	\$23.76	0.09%	2.76%	2.76%	(1.17)%	\$1,468	79%	
Precious Metals UltraSector ProFund Investor Class															
Year Ended July 31, 2020	\$41.21	(0.38)	49.12	48.74	—	—	—	\$89.95	118.27%	1.64%	1.64%	(0.73)%	\$43,584	148%	
Year Ended July 31, 2019	\$32.32	(0.02)	8.91	8.89	—	—	—	\$41.21	27.51%	1.62%	1.62%	(0.07)%	\$29,785	228%	
Year Ended July 31, 2018	\$39.29	(0.22)	(6.75)	(6.97)	—	—	—	\$32.32	(17.74)%	1.52%	1.52%	(0.60)%	\$23,965	192%	
Year Ended July 31, 2017	\$65.02	(0.36)	(25.37)	(25.73)	—	—	—	\$39.29	(39.58)%	1.52%	1.52%	(0.84)%	\$26,951	309%	
Year Ended July 31, 2016 ^(d)	\$21.76	(0.35)	43.61	43.26	—	—	—	\$65.02	198.99%	1.55%	1.55%	(1.04)%	\$52,251	167%	
Service Class															
Year Ended July 31, 2020	\$35.72	(0.83)	42.30	41.47	—	—	—	\$77.19	116.10%	2.64%	2.64%	(1.73)%	\$1,557	148%	
Year Ended July 31, 2019	\$28.31	(0.29)	7.70	7.41	—	—	—	\$35.72	26.17%	2.62%	2.62%	(1.07)%	\$1,131	228%	
Year Ended July 31, 2018	\$34.75	(0.54)	(5.90)	(6.44)	—	—	—	\$28.31	(18.53)%	2.52%	2.52%	(1.60)%	\$1,465	192%	
Year Ended July 31, 2017	\$58.09	(0.74)	(22.60)	(23.34)	—	—	—	\$34.75	(40.18)%	2.52%	2.52%	(1.84)%	\$1,588	309%	
Year Ended July 31, 2016 ^(d)	\$19.65	(0.67)	39.11	38.44	—	—	—	\$58.09	195.62%	2.55%	2.55%	(2.04)%	\$3,468	167%	

^(a) Per share net investment income (loss) has been calculated using the average daily shares method.

^(b) Portfolio turnover rate is calculated without regard to instruments having a maturity of less than one year from acquisition or derivative instruments (including swap agreements and futures contracts). The portfolio turnover rate can be high and volatile due to the amount and timing of sales and purchases of fund shares during the period. Portfolio turnover rate is calculated on the basis of the Fund as a whole without distinguishing between classes of shares issued.

^(c) Subsequent to the issuance of the July 31, 2016 financial statements, \$0.01 of the distribution was determined to be a return of capital.

^(d) Share amounts have been adjusted for 1:5 reverse share split that occurred on December 14, 2015.

ProFunds Financial Highlights FOR THE PERIODS INDICATED

Selected data for a share of beneficial interest outstanding throughout the periods indicated.

	Investment Activities				Distributions to Shareholders From		Ratios to Average Net Assets				Supplemental Data			
	Net Asset Value, Beginning of Period	Net Investment Income (Loss)(a)	Net Realized and Unrealized Gains (Losses) on Investments	Total from Investment Activities	Net Investment Income	Total Distributions	Net Asset Value, End of Period	Total Return	Gross Expenses	Net Expenses	Net Investment Income (Loss)	Net Assets, End of Period (000's)	Portfolio Turnover Rate(b)	
Real Estate UltraSector ProFund Investor Class														
Year Ended July 31, 2020	\$51.60	(0.10)	(7.77)	(7.87)	(1.50)	(1.50)	\$42.23	(15.54)%	1.80%	1.79%	(0.20)%	\$4,991	217%	
Year Ended July 31, 2019	\$45.14	0.81	6.47	7.28	(0.82)	(0.82)	\$51.60	16.49%	1.62%	1.62%	1.71%	\$25,665	345%	
Year Ended July 31, 2018	\$43.65	0.22	1.27	1.49	—	—	\$45.14	3.41%	1.92%	1.89%	0.52%	\$6,197	374%	
Year Ended July 31, 2017	\$47.55	0.09	(2.52)	(2.43)	(1.47)(c)	(1.47)	\$43.65	(4.85)%	1.68%	1.68%	0.21%	\$10,717	195%	
Year Ended July 31, 2016	\$37.58	0.21	9.83	10.04	(0.07)	(0.07)	\$47.55	26.77%	1.65%	1.65%	0.55%	\$64,740	101%	
Service Class														
Year Ended July 31, 2020	\$49.28	(0.58)	(7.38)	(7.96)	(1.04)	(1.04)	\$40.28	(16.39)%	2.80%	2.79%	(1.20)%	\$341	217%	
Year Ended July 31, 2019	\$42.78	0.37	6.19	6.56	(0.06)	(0.06)	\$49.28	15.35%	2.62%	2.62%	0.71%	\$1,007	345%	
Year Ended July 31, 2018	\$41.77	(0.18)	1.19	1.01	—	—	\$42.78	2.42%	2.92%	2.89%	(0.48)%	\$737	374%	
Year Ended July 31, 2017	\$45.73	(0.32)	(2.44)	(2.76)	(1.20)(c)	(1.20)	\$41.77	(5.79)%	2.68%	2.68%	(0.79)%	\$692	195%	
Year Ended July 31, 2016	\$36.44	(0.17)	9.46	9.29	—	—	\$45.73	25.49%	2.65%	2.65%	(0.45)%	\$5,669	101%	
Rising Rates Opportunity ProFund Investor Class														
Year Ended July 31, 2020	\$35.49	(0.17)	(13.10)	(13.27)	(0.42)	(0.42)	\$21.80	(37.79)%	1.89%	1.88%	(0.60)%	\$6,105	—	
Year Ended July 31, 2019	\$41.55	0.27	(6.33)	(6.06)	—	—	\$35.49	(14.58)%	1.56%	1.56%	0.67%	\$30,192	—	
Year Ended July 31, 2018	\$41.26	(0.08)	0.37	0.29	—	—	\$41.55	0.70%	1.50%	1.50%	(0.21)%	\$26,114	—	
Year Ended July 31, 2017(d)	\$36.13	(0.44)	5.57	5.13	—	—	\$41.26	14.10%	1.54%	1.54%	(1.06)%	\$32,933	—	
Year Ended July 31, 2016(d)	\$46.76	(0.56)	(10.07)	(10.63)	—	—	\$36.13	(22.60)%	1.48%	1.48%	(1.30)%	\$34,905	—	
Service Class														
Year Ended July 31, 2020	\$31.42	(0.44)	(11.63)	(12.07)	—	—	\$19.35	(38.41)%	2.89%	2.88%	(1.60)%	\$87	—	
Year Ended July 31, 2019	\$37.17	(0.09)	(5.66)	(5.75)	—	—	\$31.42	(15.47)%	2.56%	2.56%	(0.33)%	\$209	—	
Year Ended July 31, 2018	\$37.27	(0.45)	0.35	(0.10)	—	—	\$37.17	(0.27)%	2.50%	2.50%	(1.21)%	\$1,031	—	
Year Ended July 31, 2017(d)	\$32.96	(0.81)	5.12	4.31	—	—	\$37.27	13.08%	2.54%	2.54%	(2.06)%	\$518	—	
Year Ended July 31, 2016(d)	\$43.10	(0.96)	(9.18)	(10.14)	—	—	\$32.96	(23.56)%	2.48%	2.48%	(2.30)%	\$2,172	—	

^(a) Per share net investment income (loss) has been calculated using the average daily shares method.

^(b) Portfolio turnover rate is calculated without regard to instruments having a maturity of less than one year from acquisition or derivative instruments (including swap agreements and futures contracts). The portfolio turnover rate can be high and volatile due to the amount and timing of sales and purchases of fund shares during the period. Portfolio turnover rate is calculated on the basis of the Fund as a whole without distinguishing between classes of shares issued.

^(c) Subsequent to the issuance of the July 31, 2017 financial statements, \$0.11 and \$0.09 of the distribution for the Investor class and Service class respectively was determined to be a return of capital.

^(d) Share amounts adjusted for 1:8 reverse share split that occurred on December 5, 2016.

ProFunds Financial Highlights

FOR THE PERIODS INDICATED

Selected data for a share of beneficial interest outstanding throughout the periods indicated.

	Investment Activities					Distributions to Shareholders From			Ratios to Average Net Assets				Supplemental Data		
	Net Asset Value, Beginning of Period	Net Investment Income (Loss) ^(a)	Net Realized and Unrealized Gains (Losses) on Investments		Total from Investment Activities	Net Investment Income	Net Realized Gains on Investments	Total Distributions	Net Asset Value, End of Period	Total Return	Gross Expenses	Net Expenses	Investment Income (Loss)	Net Assets, End of Period (000's)	Portfolio Turnover Rate ^(b)
Rising Rates Opportunity 10 ProFund Investor Class															
Year Ended July 31, 2020	\$14.16	(0.09)	(1.97)	(2.06)	(0.08)	—	(0.08)	\$12.02	(14.62)%	2.66%	1.85%	(0.71)%	\$1,773	—	
Year Ended July 31, 2019	\$15.46	0.06	(1.36)	(1.30)	—	—	—	\$14.16	(8.41)%	1.79%	1.74%	0.38%	\$2,683	—	
Year Ended July 31, 2018	\$14.91	(0.06)	0.61	0.55	—	—	—	\$15.46	3.69%	1.73%	1.73%	(0.37)%	\$16,172	—	
Year Ended July 31, 2017	\$14.26	(0.18)	0.83	0.65	—	—	—	\$14.91	4.48%	1.73%	1.73%	(1.22)%	\$8,677	—	
Year Ended July 31, 2016	\$15.80	(0.23)	(1.31)	(1.54)	—	—	—	\$14.26	(9.68)%	1.63%	1.63%	(1.49)%	\$7,982	—	
Service Class															
Year Ended July 31, 2020	\$13.22	(0.22)	(1.82)	(2.04)	—	—	—	\$11.18	(15.43)%	3.66%	2.85%	(1.71)%	\$82	—	
Year Ended July 31, 2019	\$14.57	(0.08)	(1.27)	(1.35)	—	—	—	\$13.22	(9.27)%	2.79%	2.74%	(0.62)%	\$288	—	
Year Ended July 31, 2018	\$14.20	(0.20)	0.57	0.37	—	—	—	\$14.57	2.61%	2.73%	2.73%	(1.37)%	\$350	—	
Year Ended July 31, 2017	\$13.72	(0.33)	0.81	0.48	—	—	—	\$14.20	3.50%	2.73%	2.73%	(2.22)%	\$486	—	
Year Ended July 31, 2016	\$15.34	(0.37)	(1.25)	(1.62)	—	—	—	\$13.72	(10.56)%	2.63%	2.63%	(2.49)%	\$1,340	—	
Rising U.S. Dollar ProFund Investor Class															
Year Ended July 31, 2020	\$29.59	(0.24)	(1.28)	(1.52)	(0.08)	—	(0.08)	\$27.99	(5.15)%	1.97%	1.78%	(0.82)%	\$7,263	—	
Year Ended July 31, 2019	\$27.81	0.08	1.82	1.90	(0.12)	—	(0.12)	\$29.59	6.85%	1.87%	1.81%	0.28%	\$12,437	—	
Year Ended July 31, 2018	\$27.10	(0.15)	0.86	0.71	—	—	—	\$27.81	2.62%	1.80%	1.80%	(0.57)%	\$14,793	—	
Year Ended July 31, 2017	\$28.06	(0.36)	(0.60)	(0.96)	—	—	—	\$27.10	(3.42)%	1.67%	1.67%	(1.25)%	\$17,956	—	
Year Ended July 31, 2016	\$29.06	(0.41)	(0.59)	(1.00)	—	—	—	\$28.06	(3.44)%	1.65%	1.65%	(1.48)%	\$33,566	—	
Service Class															
Year Ended July 31, 2020	\$26.34	(0.50)	(1.10)	(1.60)	—	—	—	\$24.74	(6.07)%	2.97%	2.78%	(1.82)%	\$63	—	
Year Ended July 31, 2019	\$25.02	(0.18)	1.62	1.44	(0.12)	—	(0.12)	\$26.34	5.77%	2.87%	2.81%	(0.72)%	\$144	—	
Year Ended July 31, 2018	\$24.59	(0.40)	0.83	0.43	—	—	—	\$25.02	1.67%	2.80%	2.80%	(1.57)%	\$1,002	—	
Year Ended July 31, 2017	\$25.74	(0.62)	(0.53)	(1.15)	—	—	—	\$24.59	(4.39)%	2.67%	2.67%	(2.25)%	\$4,399	—	
Year Ended July 31, 2016	\$26.93	(0.68)	(0.51)	(1.19)	—	—	—	\$25.74	(4.42)%	2.65%	2.65%	(2.48)%	\$12,531	—	

^(a) Per share net investment income (loss) has been calculated using the average daily shares method.

^(b) Portfolio turnover rate is calculated without regard to instruments having a maturity of less than one year from acquisition or derivative instruments (including swap agreements and futures contracts).

ProFunds Financial Highlights

FOR THE PERIODS INDICATED

Selected data for a share of beneficial interest outstanding throughout the periods indicated.

	Investment Activities				Distributions to Shareholders From				Ratios to Average Net Assets					Supplemental Data	
	Net Asset Value, Beginning of Period	Net Investment Income (Loss) ^(a)	Net Realized and Unrealized Gains (Losses) on Investments		Total from Investment Activities	Net Investment Income	Net Realized Gains on Investments	Total Distributions	Net Asset Value, End of Period	Total Return	Gross Expenses	Net Expenses	Investment Income (Loss)	Net Assets, End of Period (000s)	Portfolio Turnover Rate ^(b)
			Unrealized	Realized											
Semiconductor UltraSector ProFund Investor Class															
Year Ended July 31, 2020	\$46.14	0.06	18.69 ^(c)		18.75	(0.02)	(1.26)	(1.28)	\$63.61	42.27%	1.65%	1.65%	0.11%	\$51,355	169%
Year Ended July 31, 2019	\$61.56	0.34	(2.58) ^(c)		(2.24)	(0.53)	(12.65)	(13.18)	\$46.14	5.55%	1.55%	1.55%	0.69%	\$64,715	106%
Year Ended July 31, 2018	\$48.20	0.04	19.14		19.18	(0.06)	(5.76)	(5.82)	\$61.56	40.36%	1.44%	1.44%	0.07%	\$245,143	56%
Year Ended July 31, 2017	\$33.02	— ^(d)	15.36		15.36	(0.06)	(0.12)	(0.18)	\$48.20	46.57%	1.46%	1.46%	— ^(e)	\$176,966	27%
Year Ended July 31, 2016	\$25.08	(0.03)	8.16		8.13	—	(0.19)	(0.19)	\$33.02	32.59%	1.77%	1.77%	(0.13)%	\$18,500	253%
Service Class															
Year Ended July 31, 2020	\$35.79	(0.34)	14.22 ^(c)		13.88	—	(1.26)	(1.26)	\$48.41	40.81%	2.65%	2.65%	(0.89)%	\$2,187	169%
Year Ended July 31, 2019	\$51.46	(0.04)	(2.98) ^(c)		(3.02)	—	(12.65)	(12.65)	\$35.79	4.49%	2.55%	2.55%	(0.31)%	\$1,984	106%
Year Ended July 31, 2018	\$41.34	(0.47)	16.35		15.88	—	(5.76)	(5.76)	\$51.46	38.97%	2.44%	2.44%	(0.93)%	\$4,691	56%
Year Ended July 31, 2017	\$28.58	(0.35)	13.23		12.88	—	(0.12)	(0.12)	\$41.34	45.10%	2.46%	2.46%	(1.00)%	\$4,151	27%
Year Ended July 31, 2016	\$21.95	(0.27)	7.09		6.82	—	(0.19)	(0.19)	\$28.58	31.26%	2.77%	2.77%	(1.13)%	\$517	253%
Short Nasdaq-100 ProFund Investor Class															
Year Ended July 31, 2020 ^(f)	\$33.46	(0.18)	(12.32) ^(c)		(12.50)	(0.09)	—	(0.09)	\$20.87	(37.32)%	2.01%	1.78%	(1.00)%	\$2,400	—
Year Ended July 31, 2019 ^(f)	\$37.30	0.16	(4.00)		(3.84)	—	—	—	\$33.46	(10.40)%	2.37%	1.78%	0.46%	\$4,429	—
Year Ended July 31, 2018 ^(f)	\$47.10	(0.20)	(9.60)		(9.80)	—	—	—	\$37.30	(20.66)%	2.42%	1.78%	(0.44)%	\$2,572	—
Year Ended July 31, 2017 ^(f)	\$60.02	(0.76)	(12.16)		(12.92)	—	—	—	\$47.10	(21.65)%	2.24%	1.77%	(1.37)%	\$2,444	—
Year Ended July 31, 2016 ^(f)	\$66.72	(1.08)	(5.62)		(6.70)	—	—	—	\$60.02	(10.01)%	1.86%	1.78%	(1.64)%	\$9,912	—
Service Class															
Year Ended July 31, 2020 ^(f)	\$30.15	(0.33)	(11.15) ^(c)		(11.48)	—	—	—	\$18.67	(37.93)%	3.01%	2.78%	(2.00)%	\$320	—
Year Ended July 31, 2019 ^(f)	\$33.96	(0.16)	(3.65)		(3.81)	—	—	—	\$30.15	(11.19)%	3.37%	2.78%	(0.54)%	\$788	—
Year Ended July 31, 2018 ^(f)	\$43.27	(0.56)	(8.75)		(9.31)	—	—	—	\$33.96	(21.46)%	3.42%	2.78%	(1.44)%	\$360	—
Year Ended July 31, 2017 ^(f)	\$55.70	(1.28)	(11.15)		(12.43)	—	—	—	\$43.27	(22.40)%	3.24%	2.77%	(2.37)%	\$141	—
Year Ended July 31, 2016 ^(f)	\$62.44	(1.72)	(5.02)		(6.74)	—	—	—	\$55.70	(10.76)%	2.86%	2.78%	(2.64)%	\$164	—

^(a) Per share net investment income (loss) has been calculated using the average daily shares method.

^(b) Portfolio turnover rate is calculated without regard to instruments having a maturity of less than one year from acquisition or derivative instruments (including swap agreements and futures contracts). The portfolio turnover rate can be high and volatile due to the amount and timing of sales and purchases of fund shares during the period. Portfolio turnover rate is calculated on the basis of the Fund as a whole without distinguishing between classes of shares issued.

^(c) The amount shown for a share outstanding throughout the period does not accord with the change in aggregate gains and losses in the portfolio of securities during the period because of the timing of sales and purchases of fund shares in relation to fluctuating market values during the period.

^(d) Amount is less than \$0.005.

^(e) Amount is less than 0.005%.

^(f) Share amounts have been adjusted for 1:4 reverse share split that occurred on November 18, 2019.

ProFunds Financial Highlights

FOR THE PERIODS INDICATED

Selected data for a share of beneficial interest outstanding throughout the periods indicated.

	Investment Activities				Distributions to Shareholders From			Ratios to Average Net Assets				Supplemental Data		
	Net Asset Value, Beginning of Period	Net Investment Income (Loss) ^(a)	Net Realized and Unrealized		Total from Investment Activities	Net Investment Income	Total Distributions	Net Asset Value, End of Period	Total Return	Gross Expenses	Net Expenses	Net Investment Income (Loss)	Net Assets, End of Period (000's)	Portfolio Turnover Rate ^(b)
			Unrealized Gains (Losses) on Investments											
Short Oil & Gas ProFund Investor Class														
Year Ended July 31, 2020	\$46.83	(0.46)	9.65	9.19	(0.13)	(0.13)	\$55.89	19.69%	2.84%	1.78%	(0.84)%	\$2,804	—	—
Year Ended July 31, 2019	\$39.19	0.19	7.45	7.64	—	—	\$46.83	19.49%	3.34%	1.78%	0.43%	\$2,115	—	—
Year Ended July 31, 2018	\$48.45	(0.21)	(9.05)	(9.26)	—	—	\$39.19	(19.11)%	2.62%	1.78%	(0.48)%	\$1,636	—	—
Year Ended July 31, 2017 ^(c)	\$50.10	(0.61)	(1.04)	(1.65)	—	—	\$48.45	(3.25)%	2.76%	1.77%	(1.30)%	\$2,491	—	—
Year Ended July 31, 2016 ^(c)	\$55.12	(0.96)	(4.06)	(5.02)	—	—	\$50.10	(9.14)%	2.26%	1.80% ^(d)	(1.64)%	\$2,922	—	—
Service Class														
Year Ended July 31, 2020	\$44.39	(0.99)	9.05	8.06	—	—	\$52.45	18.63%	3.84%	2.78%	(1.84)%	\$32	—	—
Year Ended July 31, 2019	\$37.27	(0.24)	7.36	7.12	—	—	\$44.39	18.39%	4.34%	2.78%	(0.57)%	\$3	—	—
Year Ended July 31, 2018	\$46.66	(0.68)	(8.71)	(9.39)	—	—	\$37.27	(19.95)%	3.62%	2.78%	(1.48)%	\$3	—	—
Year Ended July 31, 2017 ^(c)	\$48.73	(1.06)	(1.01)	(2.07)	—	—	\$46.66	(4.21)%	3.76%	2.77%	(2.30)%	\$139	—	—
Year Ended July 31, 2016 ^(c)	\$54.22	(1.52)	(3.97)	(5.49)	—	—	\$48.73	(10.18)%	3.26%	2.80% ^(d)	(2.64)%	\$283	—	—
Short Precious Metals ProFund Investor Class														
Year Ended July 31, 2020	\$32.94	(0.12)	(18.02)	(18.14)	(0.27)	(0.27)	\$14.53	(55.43)%	2.97%	1.78%	(0.47)%	\$1,564	—	—
Year Ended July 31, 2019	\$42.91	0.20	(10.17)	(9.97)	—	—	\$32.94	(23.23)%	2.13%	1.78%	0.47%	\$4,649	—	—
Year Ended July 31, 2018	\$40.33	(0.21)	2.79	2.58	—	—	\$42.91	6.40%	2.18%	1.78%	(0.53)%	\$6,552	—	—
Year Ended July 31, 2017 ^(c)	\$35.17	(0.57)	5.73	5.16	—	—	\$40.33	14.57%	2.00%	1.85%	(1.39)%	\$3,432	—	—
Year Ended July 31, 2016 ^(c)	\$105.09	(1.12)	(68.80)	(69.92)	—	—	\$35.17	(66.51)%	1.98%	1.86%	(1.70)%	\$11,839	—	—
Service Class														
Year Ended July 31, 2020	\$32.41	(0.36)	(17.74)	(18.10)	—	—	\$14.31	(55.85)%	3.97%	2.78%	(1.47)%	\$65	—	—
Year Ended July 31, 2019	\$42.65	(0.22)	(10.02)	(10.24)	—	—	\$32.41	(24.01)%	3.13%	2.78%	(0.53)%	\$26	—	—
Year Ended July 31, 2018	\$40.48	(0.61)	2.78	2.17	—	—	\$42.65	5.36%	3.18%	2.78%	(1.53)%	\$42	—	—
Year Ended July 31, 2017 ^(c)	\$35.70	(0.97)	5.75	4.78	—	—	\$40.48	13.45%	3.00%	2.85%	(2.39)%	\$336	—	—
Year Ended July 31, 2016 ^(c)	\$107.82	(2.00)	(70.12)	(72.12)	—	—	\$35.70	(66.91)%	2.98%	2.86%	(2.70)%	\$7692	—	—

^(a) Per share net investment income (loss) has been calculated using the average daily shares method.

^(b) Portfolio turnover rate is calculated without regard to instruments having a maturity of less than one year from acquisition or derivative instruments (including swap agreements and futures contracts).

^(c) Share amounts adjusted for 1:8 reverse share split that occurred on December 5, 2016.

^(d) The expense ratio does not correlate to the applicable expense limits in place during the period given that the annual contractual expense limitation is applied for the one year periods ended November 30th of each year, instead of coinciding with the July 31st year end.

ProFunds Financial Highlights

FOR THE PERIODS INDICATED

Selected data for a share of beneficial interest outstanding throughout the periods indicated.

	Investment Activities				Distributions to Shareholders From			Ratios to Average Net Assets				Supplemental Data		
	Net Asset Value, Beginning of Period	Net Investment Income (Loss) ^(a)	Net Realized and Unrealized Gains (Losses) on Investments		Total from Investment Activities	Net Investment Income	Total Distributions	Net Asset Value, End of Period	Total Return	Gross Expenses	Net Expenses	Net Investment Income (Loss)	Net Assets, End of Period (000's)	Portfolio Turnover Rate ^(b)
Short Real Estate ProFund Investor Class														
Year Ended July 31, 2020	\$12.89	(0.14)	(1.30)	(1.44)	—	—	\$11.45	(11.17)%	4.05%	1.78%	(1.09)%	\$1,720	—	—
Year Ended July 31, 2019	\$14.61	0.06	(1.78)	(1.72)	—	—	\$12.89	(11.77)%	3.76%	1.78%	0.40%	\$1,199	—	—
Year Ended July 31, 2018	\$15.43	(0.06)	(0.76)	(0.82)	—	—	\$14.61	(5.31)%	3.16%	1.78%	(0.38)%	\$1,453	—	—
Year Ended July 31, 2017	\$15.67	(0.23)	(0.01)	(0.24)	—	—	\$15.43	(1.53)%	3.33%	1.78%	(1.39)%	\$772	—	—
Year Ended July 31, 2016	\$19.65	(0.31)	(3.67)	(3.98)	—	—	\$15.67	(20.25)%	2.91%	1.78%	(1.64)%	\$1,268	—	—
Service Class														
Year Ended July 31, 2020	\$11.53	(0.25)	(1.13)	(1.38)	—	—	\$10.15	(12.05)%	5.05%	2.78%	(2.09)%	\$20	—	—
Year Ended July 31, 2019	\$13.20	(0.07)	(1.60)	(1.67)	—	—	\$11.53	(12.58)%	4.76%	2.78%	(0.60)%	\$15	—	—
Year Ended July 31, 2018	\$14.08	(0.20)	(0.68)	(0.88)	—	—	\$13.20	(6.25)%	4.16%	2.78%	(1.38)%	\$364	—	—
Year Ended July 31, 2017	\$14.45	(0.39)	0.02	(0.37)	—	—	\$14.08	(2.56)%	4.33%	2.78%	(2.39)%	\$10	—	—
Year Ended July 31, 2016	\$18.28	(0.48)	(3.35)	(3.83)	—	—	\$14.45	(21.00)%	3.91%	2.78%	(2.64)%	\$8	—	—
Short Small-Cap ProFund Investor Class														
Year Ended July 31, 2020	\$13.10	(0.13)	(1.44)	(1.57)	(0.10)	(0.10)	\$11.43	(12.09)%	3.28%	1.78%	(0.98)%	\$1,802	—	—
Year Ended July 31, 2019	\$12.68	0.06	0.36	0.42	—	—	\$13.10	3.31%	2.76%	1.78%	0.44%	\$1,138	—	—
Year Ended July 31, 2018	\$15.29	(0.09)	(2.52)	(2.61)	—	—	\$12.68	(17.07)%	2.73%	1.86%	(0.61)%	\$3,456	—	—
Year Ended July 31, 2017	\$18.74	(0.25)	(3.20)	(3.45)	—	—	\$15.29	(18.41)%	2.09%	1.85%	(1.44)%	\$1,526	—	—
Year Ended July 31, 2016	\$19.90	(0.33)	(0.83)	(1.16)	—	—	\$18.74	(5.83)%	1.74%	1.74%	(1.58)%	\$7,178	—	—
Service Class														
Year Ended July 31, 2020	\$12.60	(0.26)	(1.38)	(1.64)	—	—	\$10.96	(13.02)%	4.28%	2.78%	(1.98)%	\$33	—	—
Year Ended July 31, 2019	\$12.31	(0.07)	0.36	0.29	—	—	\$12.60	2.27%	3.75%	2.77%	(0.55)%	\$33	—	—
Year Ended July 31, 2018	\$15.01	(0.22)	(2.48)	(2.70)	—	—	\$12.31	(17.92)%	3.73%	2.86%	(1.61)%	\$155	—	—
Year Ended July 31, 2017	\$18.58	(0.42)	(3.15)	(3.57)	—	—	\$15.01	(19.21)%	3.09%	2.85%	(2.44)%	\$373	—	—
Year Ended July 31, 2016	\$19.94	(0.55)	(0.81)	(1.36)	—	—	\$18.58	(6.82)%	2.74%	2.74%	(2.58)%	\$4,150	—	—

^(a) Per share net investment income (loss) has been calculated using the average daily shares method.

^(b) Portfolio turnover rate is calculated without regard to instruments having a maturity of less than one year from acquisition or derivative instruments (including swap agreements and futures contracts).

ProFunds Financial Highlights

FOR THE PERIODS INDICATED

Selected data for a share of beneficial interest outstanding throughout the periods indicated.

	Investment Activities				Distributions to Shareholders From		Ratios to Average Net Assets				Supplemental Data		
	Net Asset Value, Beginning of Period	Net Investment Income (Loss) ^(a)	Net Realized and Unrealized Gains (Losses) on Investments	Total from Investment Activities	Net Realized Gains on Investments	Total Distributions	Net Asset Value, End of Period	Total Return	Gross Expenses	Net Expenses	Net Investment Income (Loss)	Net Assets, End of Period (000's)	Portfolio Turnover Rate ^(b)
Small-Cap Growth ProFund Investor Class													
Year Ended July 31, 2020	\$89.25	(0.66)	(2.38) ^(c)	(3.04)	—	—	\$86.21	(3.41)%	1.83%	1.83%	(0.80)%	\$7,867	442%
Year Ended July 31, 2019	\$99.63	(0.61)	(6.40)	(7.01)	(3.37)	(3.37)	\$89.25	(6.53)%	1.65%	1.65%	(0.67)%	\$10,121	474%
Year Ended July 31, 2018	\$80.84	(0.72)	19.51	18.79	—	—	\$99.63	23.24%	1.68%	1.68%	(0.81)%	\$28,543	629%
Year Ended July 31, 2017	\$69.40	(0.43)	11.87	11.44	—	—	\$80.84	16.48%	1.78%	1.78%	(0.57)%	\$15,569	511%
Year Ended July 31, 2016	\$70.34	(0.34)	1.06	0.72	(1.66)	(1.66)	\$69.40	1.21%	1.91%	1.78%	(0.53)%	\$16,250	710%
Service Class													
Year Ended July 31, 2020	\$72.78	(1.36)	(1.82) ^(c)	(3.18)	—	—	\$69.60	(4.36)%	2.83%	2.83%	(1.80)%	\$782	442%
Year Ended July 31, 2019	\$82.80	(1.37)	(5.28)	(6.65)	(3.37)	(3.37)	\$72.78	(7.46)%	2.65%	2.65%	(1.67)%	\$1,905	474%
Year Ended July 31, 2018	\$67.86	(1.44)	16.38	14.94	—	—	\$82.80	22.02%	2.68%	2.68%	(1.81)%	\$1,751	629%
Year Ended July 31, 2017	\$58.86	(1.08)	10.08	9.00	—	—	\$67.86	15.27%	2.78%	2.78%	(1.57)%	\$2,651	511%
Year Ended July 31, 2016	\$60.54	(0.90)	0.88	(0.02)	(1.66)	(1.66)	\$58.86	0.18%	2.91%	2.78%	(1.53)%	\$998	710%
Small-Cap ProFund Investor Class													
Year Ended July 31, 2020	\$85.23	(0.78)	(5.87)	(6.65)	—	—	\$78.58	(7.80)% ^(d)	2.42%	2.07% ^(e)	(0.98)%	\$3,030	109%
Year Ended July 31, 2019	\$90.80	(0.04)	(5.53)	(5.57)	—	—	\$85.23	(6.13)%	1.77%	1.77%	(0.05)%	\$8,261	11%
Year Ended July 31, 2018	\$78.18	(0.28)	12.90	12.62	—	—	\$90.80	16.14%	1.58%	1.58%	(0.34)%	\$43,292	63%
Year Ended July 31, 2017	\$67.60	(0.66)	11.24	10.58	—	—	\$78.18	15.65%	1.79%	1.76%	(0.90)%	\$28,094	401%
Year Ended July 31, 2016	\$68.32	(0.72)	— ^(f)	(0.72)	—	—	\$67.60	(1.05)%	1.93%	1.80%	(1.16)%	\$48,967	190%
Service Class													
Year Ended July 31, 2020	\$71.24	(1.45)	(4.77)	(6.22)	—	—	\$65.02	(8.74)% ^(d)	3.42%	3.07% ^(e)	(1.98)%	\$237	109%
Year Ended July 31, 2019	\$76.65	(0.77)	(4.64)	(5.41)	—	—	\$71.24	(7.05)%	2.77%	2.77%	(1.05)%	\$408	11%
Year Ended July 31, 2018	\$66.62	(1.01)	11.04	10.03	—	—	\$76.65	15.06%	2.58%	2.58%	(1.34)%	\$2,705	63%
Year Ended July 31, 2017	\$58.16	(1.29)	9.75	8.46	—	—	\$66.62	14.53%	2.79%	2.76%	(1.90)%	\$1,260	401%
Year Ended July 31, 2016	\$59.37	(1.26)	0.05	(1.21)	—	—	\$58.16	(2.02)%	2.93%	2.80%	(2.16)%	\$560	190%

^(a) Per share net investment income (loss) has been calculated using the average daily shares method.

^(b) Portfolio turnover rate is calculated without regard to instruments having a maturity of less than one year from acquisition or derivative instruments (including swap agreements and futures contracts). The portfolio turnover rate can be high and volatile due to the amount and timing of sales and purchases of fund shares during the period. Portfolio turnover rate is calculated on the basis of the Fund as a whole without distinguishing between classes of shares issued.

^(c) The amount shown for a share outstanding throughout the period does not accord with the change in aggregate gains and losses in the portfolio of securities during the period because of the timing of sales and purchases of fund shares in relation to fluctuating market values during the period.

^(d) During the year ended July 31, 2020, the Fund received monies related to certain nonrecurring litigation settlements. The corresponding impact to the total return was 0.15%.

^(e) The expense ratio does not correlate to the applicable expense limits in place during the period given that the annual contractual expense limitation is applied for one year periods ended November 30th of each year, instead of coinciding with the July 31st year end.

^(f) Amount is less than \$0.005.

ProFunds Financial Highlights

FOR THE PERIODS INDICATED

Selected data for a share of beneficial interest outstanding throughout the periods indicated.

	Investment Activities				Distributions to Shareholders From				Ratios to Average Net Assets				Supplemental Data		
	Net Asset Value, Beginning of Period	Net Investment Income (Loss) ^(a)	Net Realized and Unrealized Gains (Losses) on Investments		Total from Investment Activities	Net Investment Income	Net Realized Gains on Investments	Total Distributions	Net Asset Value, End of Period	Total Return	Gross Expenses	Net Expenses	Investment Income (Loss)	Net Assets, End of Period (000's)	Portfolio Turnover Rate ^(b)
			Unrealized												
Small-Cap Value Profund Investor Class															
Year Ended July 31, 2020	\$78.32	(0.16)	(13.57)	(13.73)	(13.73)	(0.06)	—	(0.06)	\$64.53	(17.55)%	2.02%	2.02% ^(c)	(0.22)%	\$4,232	624%
Year Ended July 31, 2019	\$98.51	(0.23)	(10.96)	(11.19)	(11.19)	—	(9.00)	(9.00)	\$78.32	(9.96)%	1.74%	1.74%	(0.27)%	\$5,380	427%
Year Ended July 31, 2018	\$83.05	(0.19)	15.65	15.46	15.46	—	—	—	\$98.51	18.61%	1.75%	1.75%	(0.21)%	\$32,670	447%
Year Ended July 31, 2017	\$72.53	(0.17)	10.69	10.52	10.52	—	—	—	\$83.05	14.49%	1.78%	1.78%	(0.21)%	\$13,113	393%
Year Ended July 31, 2016	\$68.18	0.03	4.32	4.35	4.35	—	—	—	\$72.53	6.40%	1.83%	1.81%	0.05%	\$25,071	1,206%
Service Class															
Year Ended July 31, 2020	\$64.40	(0.74)	(11.09)	(11.83)	(11.83)	—	—	—	\$52.57	(18.37)%	3.02%	3.02% ^(c)	(1.22)%	\$320	624%
Year Ended July 31, 2019	\$83.80	(0.92)	(9.48)	(10.40)	(10.40)	—	(9.00)	(9.00)	\$64.40	(10.83)%	2.74%	2.74%	(1.27)%	\$429	427%
Year Ended July 31, 2018	\$71.35	(0.96)	13.41	12.45	12.45	—	—	—	\$83.80	17.45%	2.75%	2.75%	(1.21)%	\$480	447%
Year Ended July 31, 2017	\$62.93	(0.85)	9.27	8.42	8.42	—	—	—	\$71.35	13.34%	2.78%	2.78%	(1.21)%	\$657	393%
Year Ended July 31, 2016	\$59.75	(0.54)	3.72	3.18	3.18	—	—	—	\$62.93	5.37%	2.83%	2.81%	(0.95)%	\$594	1,206%
Technology UltraSector Profund Investor Class															
Year Ended July 31, 2020 ^(d)	\$49.47	(0.29)	26.27	25.98	25.98	—	—	—	\$75.45	52.51%	1.65%	1.65%	(0.51)%	\$86,988	177%
Year Ended July 31, 2019 ^(d)	\$42.49	0.03	7.03 ^(e)	7.06	7.06	(0.08)	(0.08)	(0.08)	\$49.47	16.70%	1.58%	1.58%	0.06%	\$83,112	332%
Year Ended July 31, 2018 ^(d)	\$32.01	(0.07)	12.23	12.16	12.16	(1.68)	(1.68)	(1.68)	\$42.49	38.70%	1.49%	1.49%	(0.19)%	\$96,683	174%
Year Ended July 31, 2017 ^(d)	\$22.57	(0.10)	9.54	9.44	9.44	—	—	—	\$32.01	41.84%	1.55%	1.55%	(0.35)%	\$76,225	107%
Year Ended July 31, 2016 ^(d)	\$20.70	(0.07)	1.94	1.87	1.87	—	—	—	\$22.57	9.03%	1.82%	1.76%	(0.35)%	\$10,270	151%
Service Class															
Year Ended July 31, 2020 ^(d)	\$41.38	(0.75)	21.85	21.10	21.10	—	—	—	\$62.48	50.97%	2.65%	2.65%	(1.51)%	\$2,858	177%
Year Ended July 31, 2019 ^(d)	\$35.92	(0.34)	5.88 ^(e)	5.54	5.54	(0.08)	(0.08)	(0.08)	\$41.38	15.53%	2.58%	2.58%	(0.94)%	\$3,082	332%
Year Ended July 31, 2018 ^(d)	\$27.54	(0.40)	10.46	10.06	10.06	(1.68)	(1.68)	(1.68)	\$35.92	37.31%	2.49%	2.49%	(1.19)%	\$5,780	174%
Year Ended July 31, 2017 ^(d)	\$19.61	(0.34)	8.27	7.93	7.93	—	—	—	\$27.54	40.43%	2.55%	2.55%	(1.35)%	\$3,631	107%
Year Ended July 31, 2016 ^(d)	\$18.17	(0.25)	1.69	1.44	1.44	—	—	—	\$19.61	7.96%	2.82%	2.76%	(1.35)%	\$1,061	151%

^(a) Per share net investment income (loss) has been calculated using the average daily shares method.

^(b) Portfolio turnover rate is calculated without regard to instruments having a maturity of less than one year from acquisition or derivative instruments (including swap agreements and futures contracts). The portfolio turnover rate can be high and volatile due to the amount and timing of sales and purchases of fund shares during the period. Portfolio turnover rate is calculated on the basis of the Fund as a whole without distinguishing between classes of shares issued.

^(c) The expense ratio does not correlate to the applicable expense limits in place during the period given that the annual contractual expense limitation is applied for one year periods ended November 30th of each year, instead of coinciding with the July 31st year end.

^(d) Share amounts adjusted for 3:1 share split that occurred on November 18, 2019.

^(e) The amount shown for a share outstanding throughout the period does not accord with the change in aggregate gains and losses in the portfolio of securities during the period because of the timing of sales and purchase of fund shares in relation to fluctuating market values during the period.

ProFunds Financial Highlights

FOR THE PERIODS INDICATED

Selected data for a share of beneficial interest outstanding throughout the periods indicated.

	Investment Activities				Distributions to Shareholders From			Ratios to Average Net Assets				Supplemental Data	
	Net Asset Value, Beginning of Period	Net Investment Income (Loss) ^(a)	Net Realized and Unrealized Gains (Losses) on Investments	Total from Investment Activities	Net Investment Income	Total Distributions	Net Asset Value, End of Period	Total Return	Gross Expenses	Net Expenses	Net Investment Income (Loss)	Net Assets, End of Period (000's)	Portfolio Turnover Rate ^(b)
Telecommunications UltraSector ProFund Investor Class													
Year Ended July 31, 2020	\$21.80	0.12	(1.88)	(1.76)	(0.37)	(0.37)	\$19.67	(8.22)%	5.13%	1.78%	0.63%	\$862	132%
Year Ended July 31, 2019	\$21.33	0.07	0.92 ^(c)	0.99	(0.52)	(0.52)	\$21.80	5.18%	2.16%	1.80%	0.36%	\$1,468	1,449%
Year Ended July 31, 2018	\$24.17	0.39	(2.30)	(1.91)	(0.93)	(0.93)	\$21.33	(8.45)%	2.64%	1.95%	1.74%	\$1,900	412%
Year Ended July 31, 2017	\$27.53	0.20	(3.56)	(3.36)	—	—	\$24.17	(12.20)%	1.78%	1.65%	0.78%	\$3,146	194%
Year Ended July 31, 2016	\$20.74	0.59	6.64	7.23	(0.44)	(0.44)	\$27.53	35.64%	1.66%	1.66%	2.42%	\$111,297	330%
Service Class													
Year Ended July 31, 2020	\$20.99	(0.07)	(1.86)	(1.93)	(0.10)	(0.10)	\$18.96	(9.22)%	6.13%	2.78%	(0.37)%	\$44	132%
Year Ended July 31, 2019	\$20.24	(0.13)	0.96 ^(c)	0.83	(0.08)	(0.08)	\$20.99	4.17%	3.16%	2.80%	(0.64)%	\$75	1,449%
Year Ended July 31, 2018	\$22.78	0.18	(2.26)	(2.08)	(0.46)	(0.46)	\$20.24	(9.41)%	3.64%	2.95%	0.74%	\$91	412%
Year Ended July 31, 2017	\$26.20	(0.04)	(3.38)	(3.42)	—	—	\$22.78	(13.09)%	2.78%	2.65%	(0.22)%	\$109	194%
Year Ended July 31, 2016	\$19.78	0.37	6.30	6.67	(0.25)	(0.25)	\$26.20	34.22%	2.66%	2.66%	1.42%	\$4,981	330%
UltraBear ProFund Investor Class													
Year Ended July 31, 2020	\$19.19	(0.13)	(8.16)	(8.29)	—	—	\$10.90	(43.20)%	2.04%	1.78%	(0.80)%	\$9,880	—
Year Ended July 31, 2019	\$22.81	0.10	(3.72)	(3.62)	—	—	\$19.19	(15.87)%	1.95%	1.84%	0.44%	\$8,869	—
Year Ended July 31, 2018	\$31.42	(0.14)	(8.47)	(8.61)	—	—	\$22.81	(27.40)%	1.89%	1.87%	(0.54)%	\$8,335	—
Year Ended July 31, 2017 ^(d)	\$42.97	(0.44)	(11.11)	(11.55)	—	—	\$31.42	(26.93)%	1.66%	1.66%	(1.18)%	\$11,709	—
Year Ended July 31, 2016 ^(d)	\$52.65	(0.80)	(8.88)	(9.68)	—	—	\$42.97	(18.41)%	1.64%	1.64%	(1.46)%	\$17,997	—
Service Class													
Year Ended July 31, 2020	\$17.46	(0.28)	(7.37)	(7.65)	—	—	\$9.81	(43.81)%	3.04%	2.78%	(1.80)%	\$72	—
Year Ended July 31, 2019	\$20.97	(0.11)	(3.40)	(3.51)	—	—	\$17.46	(16.74)%	2.95%	2.84%	(0.56)%	\$265	—
Year Ended July 31, 2018	\$29.17	(0.37)	(7.83)	(8.20)	—	—	\$20.97	(28.11)%	2.89%	2.87%	(1.54)%	\$3,607	—
Year Ended July 31, 2017 ^(d)	\$40.29	(0.80)	(10.32)	(11.12)	—	—	\$29.17	(27.62)%	2.66%	2.66%	(2.18)%	\$204	—
Year Ended July 31, 2016 ^(d)	\$49.77	(1.20)	(8.28)	(9.48)	—	—	\$40.29	(19.08)%	2.64%	2.64%	(2.46)%	\$834	—

^(a) Per share net investment income (loss) has been calculated using the average daily shares method.

^(b) Portfolio turnover rate is calculated without regard to instruments having a maturity of less than one year from acquisition or derivative instruments (including swap agreements and futures contracts). The portfolio turnover rate can be high and volatile due to the amount and timing of sales and purchases of fund shares during the period. Portfolio turnover rate is calculated on the basis of the Fund as a whole without distinguishing between classes of shares issued.

^(c) The amount shown for a share outstanding throughout the period does not accord with the change in aggregate gains and losses in the portfolio of securities during the period because of the timing of sales and purchase of fund shares in relation to fluctuating market values during the period.

^(d) Share amounts adjusted for 1:10 reverse share split that occurred on December 5, 2016.

ProFunds Financial Highlights

FOR THE PERIODS INDICATED

Selected data for a share of beneficial interest outstanding throughout the periods indicated.

	Investment Activities				Distributions to Shareholders From				Ratios to Average Net Assets				Supplemental Data		
	Net Asset Value, Beginning of Period	Net Investment Income (Loss) ^(a)	Net Realized and Unrealized Gains (Losses) on Investments	Total from Investment Activities	Net Investment Income	Net Realized Gains on Investments	Total Distributions	Net Asset Value, End of Period	Total Return	Gross Expenses	Net Expenses	Investment Income (Loss)	Net Assets, End of Period (000's)	Portfolio Turnover Rate ^(b)	
UltraBull ProFund Investor Class															
Year Ended July 31, 2020	\$67.93	0.06	4.37 ^(c)	4.43	(0.33)	—	(0.33)	\$72.03	6.48%	1.60%	1.60%	0.09%	\$99,875	151%	
Year Ended July 31, 2019	\$62.85	0.33	5.03 ^(c)	5.36	(0.06)	(0.22)	(0.28)	\$67.93	8.54%	1.50%	1.50%	0.54%	\$174,947	159%	
Year Ended July 31, 2018 ^(d)	\$49.15	0.18	13.52	13.70	—	—	—	\$62.85	27.89%	1.40%	1.40%	0.31%	\$185,706	174%	
Year Ended July 31, 2017 ^(d)	\$37.86	0.03	11.26	11.29	—	—	—	\$49.15	29.79%	1.42%	1.42%	0.08%	\$132,494	9%	
Year Ended July 31, 2016 ^(d)	\$35.83	— ^(e)	2.04	2.03	—	—	—	\$37.86	5.69%	1.46%	1.46%	(0.01)%	\$89,043	165%	
Service Class															
Year Ended July 31, 2020	\$56.36	(0.49)	3.53 ^(c)	3.04	—	—	—	\$59.40	5.39%	2.60%	2.60%	(0.91)%	\$1,808	151%	
Year Ended July 31, 2019	\$52.65	(0.17)	4.10 ^(c)	3.93	—	(0.22)	(0.22)	\$56.36	7.46%	2.50%	2.50%	(0.46)%	\$1,389	159%	
Year Ended July 31, 2018 ^(d)	\$41.58	(0.30)	11.37	11.07	—	—	—	\$52.65	26.62%	2.40%	2.40%	(0.69)%	\$1,838	174%	
Year Ended July 31, 2017 ^(d)	\$32.35	(0.33)	9.56	9.23	—	—	—	\$41.58	28.49%	2.42%	2.42%	(0.92)%	\$3,259	9%	
Year Ended July 31, 2016 ^(d)	\$30.92	(0.28)	1.71	1.43	—	—	—	\$32.35	4.65%	2.46%	2.46%	(1.01)%	\$1,481	165%	
UltraChina ProFund Investor Class															
Year Ended July 31, 2020	\$11.42	(0.05)	5.95	5.90	(0.01)	—	(0.01)	\$17.31	51.69%	1.79%	1.79%	(0.42)%	\$14,973	314%	
Year Ended July 31, 2019	\$17.79	(0.01)	(6.36)	(6.37)	—	—	—	\$11.42	(35.81)%	1.70%	1.70%	(0.05)%	\$21,723	360%	
Year Ended July 31, 2018	\$16.41	(0.01)	1.53	1.52	(0.14)	—	(0.14)	\$17.79	9.24%	1.51%	1.51%	(0.07)%	\$27,453	312%	
Year Ended July 31, 2017	\$9.22	(0.08)	7.27	7.19	—	—	—	\$16.41	77.98%	1.80%	1.80%	(0.68)%	\$33,637	513%	
Year Ended July 31, 2016	\$11.74	(0.08)	(2.44)	(2.52)	—	—	—	\$9.22	(21.47)%	1.85%	1.85%	(0.90)%	\$7,375	323%	
Service Class															
Year Ended July 31, 2020	\$10.23	(0.17)	5.30	5.13	—	—	—	\$15.36	50.15%	2.79%	2.79%	(1.42)%	\$2,654	314%	
Year Ended July 31, 2019	\$16.11	(0.12)	(5.76)	(5.88)	—	—	—	\$10.23	(36.50)%	2.70%	2.70%	(1.05)%	\$405	360%	
Year Ended July 31, 2018	\$14.97	(0.19)	1.41	1.22	(0.08)	—	(0.08)	\$16.11	8.10%	2.51%	2.51%	(1.07)%	\$1,006	312%	
Year Ended July 31, 2017	\$8.49	(0.19)	6.67	6.48	—	—	—	\$14.97	76.33%	2.80%	2.80%	(1.68)%	\$2,434	513%	
Year Ended July 31, 2016	\$10.91	(0.17)	(2.25)	(2.42)	—	—	—	\$8.49	(22.18)%	2.85%	2.85%	(1.90)%	\$868	323%	

^(a) Per share net investment income (loss) has been calculated using the average daily shares method.

^(b) Portfolio turnover rate is calculated without regard to instruments having a maturity of less than one year from acquisition or derivative instrument is (including swap agreements and futures contracts). The portfolio turnover rate can be high and volatile due to the amount and timing of sales and purchases of fund shares during the period. Portfolio turnover rate is calculated on the basis of the Fund as a whole without distinguishing between classes of shares issued.

^(c) The amount shown for a share outstanding throughout the period does not accord with the change in aggregate gains and losses in the portfolio of securities during the period because of the timing of sales and purchases of fund shares in relation to fluctuating market values during the period.

^(d) Share amounts have been adjusted for 3:1 share split on January 22, 2018.

^(e) Amount is less than \$0.005.

ProFunds Financial Highlights

FOR THE PERIODS INDICATED

Selected data for a share of beneficial interest outstanding throughout the periods indicated.

	Investment Activities				Distributions to Shareholders From				Ratios to Average Net Assets				Supplemental Data		
	Net Asset Value, Beginning of Period	Net Investment Income (Loss) ^(a)	Net Realized and Unrealized Gains (Losses) on Investments	Total from Investment Activities	Net Investment Income	Net Realized Gains on Investments	Total Distributions	Net Asset Value, End of Period	Total Return	Gross Expenses	Net Expenses	Net Investment Income (Loss)	Net Assets, End of Period (000s)	Portfolio Turnover Rate ^(b)	
UltraDow 30 ProFund															
Investor Class															
Year Ended July 31, 2020 ^(c)	\$47.25	0.11	(7.02)	(6.91)	(0.30)	(0.72)	(1.02)	\$39.32	(15.15)%	1.72%	1.72%	0.26%	\$26,124	6%	
Year Ended July 31, 2019 ^(c)	\$43.77	0.30	3.52	3.82	(0.34)	—	(0.34)	\$47.25	8.97%	1.62%	1.62%	0.68%	\$38,924	1%	
Year Ended July 31, 2018 ^(c)	\$33.52	0.12	10.90	11.02	(0.01)	(0.76)	(0.77)	\$43.77	32.94%	1.51%	1.51%	0.29%	\$37,484	59%	
Year Ended July 31, 2017 ^(c)	\$23.50	0.03	9.99	10.02	—	—	—	\$33.52	42.63%	1.71%	1.71%	0.10%	\$29,931	— ^(d)	
Year Ended July 31, 2016 ^(c)	\$21.66	— ^(e)	1.84	1.84	—	—	—	\$23.50	8.51%	1.78%	1.76%	0.01%	\$18,787	20%	
Service Class															
Year Ended July 31, 2020 ^(c)	\$41.33	(0.27)	(6.14)	(6.41)	—	(0.72)	(0.72)	\$34.20	(15.95)%	2.72%	2.72%	(0.74)%	\$648	6%	
Year Ended July 31, 2019 ^(c)	\$38.31	(0.09)	3.11	3.02	—	—	—	\$41.33	7.87%	2.62%	2.62%	(0.32)%	\$732	1%	
Year Ended July 31, 2018 ^(c)	\$29.70	(0.24)	9.61	9.37	—	(0.76)	(0.76)	\$38.31	31.62%	2.51%	2.51%	(0.71)%	\$1,584	59%	
Year Ended July 31, 2017 ^(c)	\$21.02	(0.23)	8.91	8.68	—	—	—	\$29.70	41.27%	2.71%	2.71%	(0.90)%	\$1,291	— ^(d)	
Year Ended July 31, 2016 ^(c)	\$19.57	(0.18)	1.63	1.45	—	—	—	\$21.02	7.43%	2.78%	2.76%	(0.99)%	\$680	20%	
UltraEmerging Markets ProFund															
Investor Class															
Year Ended July 31, 2020	\$51.58	— ^(e)	10.62	10.62	—	—	—	\$62.20	20.59% ^(f)	1.94%	1.85%	— ^(g)	\$13,176	240%	
Year Ended July 31, 2019	\$63.07	0.05	(11.25)	(11.20)	(0.29)	—	(0.29)	\$51.58	(17.70)%	1.84%	1.84%	0.10%	\$12,846	137%	
Year Ended July 31, 2018	\$61.63	0.25	1.30	1.55	(0.11)	—	(0.11)	\$63.07	2.50%	1.52%	1.52%	0.37%	\$22,713	125%	
Year Ended July 31, 2017 ^(c)	\$39.22	(0.02)	22.43	22.41	—	—	—	\$61.63	57.02%	1.62%	1.62%	(0.04)%	\$68,758	225%	
Year Ended July 31, 2016 ^(c)	\$40.11	— ^(e)	(0.89)	(0.89)	—	—	—	\$39.22	(2.12)%	1.80%	1.79%	0.04%	\$14,838	402%	
Service Class															
Year Ended July 31, 2020	\$47.65	(0.47)	9.72	9.25	—	—	—	\$56.90	19.41% ^(f)	2.94%	2.85%	(1.00)%	\$353	240%	
Year Ended July 31, 2019	\$58.50	(0.44)	(10.41)	(10.85)	—	—	—	\$47.65	(18.55)%	2.84%	2.84%	(0.90)%	\$213	137%	
Year Ended July 31, 2018	\$57.67	(0.38)	1.21	0.83	—	—	—	\$58.50	1.44%	2.52%	2.52%	(0.63)%	\$623	125%	
Year Ended July 31, 2017 ^(c)	\$37.07	(0.46)	21.06	20.60	—	—	—	\$57.67	55.65%	2.62%	2.62%	(1.04)%	\$1,238	225%	
Year Ended July 31, 2016 ^(c)	\$38.32	(0.30)	(0.95)	(1.25)	—	—	—	\$37.07	(3.26)%	2.80%	2.79%	(0.96)%	\$513	402%	

^(a) Per share net investment income (loss) has been calculated using the average daily shares method.

^(b) Portfolio turnover rate is calculated without regard to instruments having a maturity of less than one year from acquisition or derivative instruments (including swap agreements and futures contracts). The portfolio turnover rate can be high and volatile due to the amount and timing of sales and purchases of fund shares during the period. Portfolio turnover rate is calculated on the basis of the Fund as a whole without distinguishing between classes of shares issued.

^(c) Share amounts have been adjusted for 3:1 share split that occurred on November 18, 2019.

^(d) Amount is less than 0.5%.

^(e) Amount is less than \$0.005.

ProFunds Financial Highlights

FOR THE PERIODS INDICATED

Selected data for a share of beneficial interest outstanding throughout the periods indicated.

	Investment Activities				Distributions to Shareholders From			Ratios to Average Net Assets				Supplemental Data		
	Net Asset Value, Beginning of Period	Net Investment Income (Loss) ^(a)	Net Realized and Unrealized Gains (Losses) on Investments		Total from Investment Activities	Net Investment Income	Total Distributions	Net Asset Value, End of Period	Total Return	Gross Expenses	Net Expenses	Net Investment Income (Loss)	Net Assets, End of Period (000's)	Portfolio Turnover Rate ^(b)
			Unrealized											
UltraInternational ProFund Investor Class														
Year Ended July 31, 2020	\$15.58	(0.09)	(2.33) ^(c)	(2.42)	—	—	\$13.16	(15.53)%	2.61%	1.87%	1.87%	(0.60)%	\$4,078	—
Year Ended July 31, 2019	\$17.99	0.03	(2.44)	(2.41)	—	—	\$15.58	(13.40)%	2.30%	2.04% ^(d)	2.04% ^(d)	0.16%	\$2,989	—
Year Ended July 31, 2018	\$17.10	(0.07)	0.96	0.89	—	—	\$17.99	5.20%	1.62%	1.62%	1.62%	(0.40)%	\$9,114	—
Year Ended July 31, 2017	\$12.89	(0.17)	4.38	4.21	—	—	\$17.10	32.66%	1.78%	1.78%	1.78%	(1.15)%	\$20,851	—
Year Ended July 31, 2016	\$16.53	(0.21)	(3.43)	(3.64)	—	—	\$12.89	(22.02)%	1.81%	1.81%	1.81%	(1.64)%	\$7,257	—
Service Class														
Year Ended July 31, 2020	\$13.92	(0.22)	(2.06) ^(c)	(2.28)	—	—	\$11.64	(16.38)%	3.61%	2.87%	2.87%	(1.60)%	\$70	—
Year Ended July 31, 2019	\$16.23	(0.11)	(2.20)	(2.31)	—	—	\$13.92	(14.23)%	3.29%	3.03% ^(d)	3.03% ^(d)	(0.83)%	\$47	—
Year Ended July 31, 2018	\$15.59	(0.24)	0.88	0.64	—	—	\$16.23	4.11%	2.62%	2.62%	2.62%	(1.40)%	\$184	—
Year Ended July 31, 2017	\$11.86	(0.31)	4.04	3.73	—	—	\$15.59	31.45%	2.78%	2.78%	2.78%	(2.15)%	\$1,362	—
Year Ended July 31, 2016	\$15.37	(0.34)	(3.17)	(3.51)	—	—	\$11.86	(22.84)%	2.81%	2.81%	2.81%	(2.64)%	\$108	—
UltraJapan ProFund Investor Class														
Year Ended July 31, 2020	\$21.87	(0.17)	(0.89)	(1.06)	—	—	\$20.81	(4.85)%	1.94%	1.86%	1.86%	(0.77)%	\$10,556	—
Year Ended July 31, 2019	\$24.93	0.04	(2.61)	(2.57)	(0.49)	(0.49)	\$21.87	(10.75)%	1.83%	1.83%	1.83%	0.16%	\$13,423	—
Year Ended July 31, 2018	\$19.76	(0.11)	5.28	5.17	—	—	\$24.93	26.16%	1.66%	1.66%	1.66%	(0.45)%	\$20,993	—
Year Ended July 31, 2017	\$13.62	(0.22)	6.36	6.14	—	—	\$19.76	44.97%	1.70%	1.70%	1.70%	(1.26)%	\$19,565	—
Year Ended July 31, 2016	\$24.02	(0.27)	(10.13)	(10.40)	—	—	\$13.62	(43.26)%	1.69%	1.69%	1.69%	(1.56)%	\$22,116	—
Service Class														
Year Ended July 31, 2020	\$18.64	(0.36)	(0.72)	(1.08)	—	—	\$17.56	(5.79)%	2.94%	2.86%	2.86%	(1.77)%	\$109	—
Year Ended July 31, 2019	\$21.52	(0.16)	(2.23)	(2.39)	(0.49)	(0.49)	\$18.64	(11.63)%	2.83%	2.83%	2.83%	(0.84)%	\$258	—
Year Ended July 31, 2018	\$17.23	(0.31)	4.60	4.29	—	—	\$21.52	24.90%	2.66%	2.66%	2.66%	(1.45)%	\$237	—
Year Ended July 31, 2017	\$11.99	(0.37)	5.61	5.24	—	—	\$17.23	43.70%	2.70%	2.70%	2.70%	(2.26)%	\$243	—
Year Ended July 31, 2016	\$21.32	(0.39)	(8.94)	(9.33)	—	—	\$11.99	(43.76)%	2.47%	2.47%	2.47%	(2.34)%	\$1,066	—

^(a) Per share net investment income (loss) has been calculated using the average daily shares method.

^(b) Portfolio turnover rate is calculated without regard to instruments having a maturity of less than one year from acquisition or derivative instruments (including swap agreements and futures contracts). The portfolio turnover rate can be high and volatile due to the amount and timing of sales and purchases of fund shares during the period. Portfolio turnover rate is calculated on the basis of the Fund as a whole without distinguishing between classes of shares issued.

^(c) The amount shown for a share outstanding throughout the period does not accord with the change in aggregate gains and losses in the portfolio of securities during the period because of the timing of sales and purchases of fund shares in relation to fluctuating market values during the period.

^(d) The expense ratio does not correlate to the applicable expense limits in place during the period given that the annual contractual expense limitation is applied for one year periods ended November 30th of each year, instead of coinciding with the July 31st year end.

ProFunds Financial Highlights

FOR THE PERIODS INDICATED

Selected data for a share of beneficial interest outstanding throughout the periods indicated.

	Investment Activities			Distributions to Shareholders From				Ratios to Average Net Assets				Supplemental Data		
	Net Asset Value, Beginning of Period	Net Investment Income (Loss) ^(a)	Net Realized and Unrealized Gains (Losses) on Investments	Total from Investment Activities	Net Investment Income	Net Realized Gains on Investments	Total Distributions	Net Asset Value, End of Period	Total Return	Gross Expenses	Net Expenses	Net Investment Income (Loss)	Net Assets, End of Period (000's)	Portfolio Turnover Rate ^(b)
UltraLatin America ProFund Investor Class														
Year Ended July 31, 2020	\$31.86	0.28	(21.10)	(20.82)	(0.43)	—	(0.43)	\$10.61	(66.27)% ^(c)	1.71%	1.71%	1.46%	\$15,724	237%
Year Ended July 31, 2019	\$33.55	0.44	(1.66)	(1.22)	(0.47)	—	(0.47)	\$31.86	(3.51)%	1.69%	1.69%	1.34%	\$31,560	132%
Year Ended July 31, 2018	\$35.83	0.28	(2.47)	(2.19)	(0.09)	—	(0.09)	\$33.55	(6.15)%	1.53%	1.53%	0.72%	\$37,611	315%
Year Ended July 31, 2017	\$26.71	0.10	9.10	9.20	(0.08)	—	(0.08)	\$35.83	34.56%	1.67%	1.67%	0.31%	\$32,233	228%
Year Ended July 31, 2016	\$28.80	0.12	(2.14)	(2.02)	(0.07)	—	(0.07)	\$26.71	(6.86)%	1.79%	1.78%	0.56%	\$24,605	587%
Service Class														
Year Ended July 31, 2020	\$30.71	0.12	(20.57)	(20.45)	—	—	—	\$10.26	(66.59)% ^(c)	2.70%	2.70%	0.47%	\$98	237%
Year Ended July 31, 2019	\$32.16	0.13	(1.58)	(1.45)	—	—	—	\$30.71	(4.51)%	2.69%	2.69%	0.34%	\$81	132%
Year Ended July 31, 2018	\$34.61	(0.10)	(2.35)	(2.45)	—	—	—	\$32.16	(7.08)%	2.53%	2.53%	(0.28)%	\$436	315%
Year Ended July 31, 2017	\$25.98	(0.21)	8.84	8.63	—	—	—	\$34.61	33.17%	2.67%	2.67%	(0.69)%	\$419	228%
Year Ended July 31, 2016	\$28.17	(0.09)	(2.10)	(2.19)	—	—	—	\$25.98	(7.84)%	2.79%	2.78%	(0.44)%	\$906	587%
UltraMid-Cap ProFund Investor Class														
Year Ended July 31, 2020	\$44.23	(0.05)	(10.37)	(10.42)	(0.14)	(0.84)	(0.98)	\$32.83	(24.24)%	1.66%	1.66%	(0.12)%	\$30,383	63%
Year Ended July 31, 2019	\$46.93	0.07	(2.72)	(2.65)	(0.01)	(0.04)	(0.05)	\$44.23	(5.62)%	1.53%	1.53%	0.16%	\$80,404	52%
Year Ended July 31, 2018 ^(d)	\$40.56	(0.01)	9.46 ^(e)	9.45	—	(3.08) ^(e)	(3.08)	\$46.93	23.80%	1.43%	1.43%	(0.01)%	\$91,844	28%
Year Ended July 31, 2017 ^(d)	\$32.14	(0.11)	8.53	8.42	—	—	—	\$40.56	26.18%	1.46%	1.46%	(0.30)%	\$98,608	35%
Year Ended July 31, 2016 ^(d)	\$30.58	(0.11)	1.67	1.56	—	—	—	\$32.14	5.11%	1.50%	1.50%	(0.42)%	\$76,445	89%
Service Class														
Year Ended July 31, 2020	\$36.24	(0.34)	(8.47)	(8.81)	—	(0.84)	(0.84)	\$26.59	(24.99)%	2.66%	2.66%	(1.12)%	\$636	63%
Year Ended July 31, 2019	\$38.86	(0.28)	(2.30)	(2.58)	—	(0.04)	(0.04)	\$36.24	(6.61)%	2.53%	2.53%	(0.84)%	\$847	52%
Year Ended July 31, 2018 ^(d)	\$34.37	(0.37)	7.94 ^(e)	7.57	—	(3.08) ^(e)	(3.08)	\$38.86	22.58%	2.43%	2.43%	(1.01)%	\$2,154	28%
Year Ended July 31, 2017 ^(d)	\$27.49	(0.42)	7.30	6.88	—	—	—	\$34.37	24.99%	2.46%	2.46%	(1.30)%	\$3,079	35%
Year Ended July 31, 2016 ^(d)	\$26.42	(0.35)	1.42	1.07	—	—	—	\$27.49	4.09%	2.50%	2.50%	(1.42)%	\$1,116	89%

^(a) Per share net investment income (loss) has been calculated using the average daily shares method.

^(b) Portfolio turnover rate is calculated without regard to instruments having a maturity of less than one year from acquisition or derivative instruments (including swap agreements and futures contracts). The portfolio turnover rate can be high and volatile due to the amount and timing of sales and purchases of fund shares during the period. Portfolio turnover rate is calculated on the basis of the Fund as a whole without distinguishing between classes of shares issued.

^(c) During the year ended July 31, 2020, the Fund received monies related to certain nonrecurring litigation settlements. The corresponding impact to the total return was 0.68%.

^(d) Share amounts have been adjusted for 3:1 share split on January 22, 2018.

^(e) Subsequent to the issuance of the July 31, 2018 and 2019 financial statements, it was discovered that the distributions per share of \$9.24 from Net Realized Gains on Investments from the year ended July 31, 2018 had not been adjusted for the 3:1 share split on January 22, 2018. The per-share amounts for both "Net Realized and Unrealized Gains (Losses) on Investments" as well as "Distributions to Shareholders from Net Realized Gains on Investments" have been revised to reflect the correct amounts.

ProFunds Financial Highlights FOR THE PERIODS INDICATED

Selected data for a share of beneficial interest outstanding throughout the periods indicated.

	Investment Activities				Distributions to Shareholders From				Ratios to Average Net Assets				Supplemental Data		
	Net Asset Value, Beginning of Period	Net Investment Income (Loss) ^(a)	Net Realized and Unrealized Gains (Losses) on Investments	Total from Investment Activities	Net Investment Income	Net Realized Gains on Investments	Total Distributions	Net Asset Value, End of Period	Total Return	Gross Expenses	Net Expenses	Investment Income (Loss)	Net Assets, End of Period (000's)	Portfolio Turnover Rate ^(b)	
UltraNasdaq-100 ProFund Investor Class															
Year Ended July 31, 2020	\$78.64	(0.51)	51.65	51.14	—	(5.21)	(5.21)	\$124.57	67.62%	1.59%	1.59%	(0.58)%	\$627,805	20%	
Year Ended July 31, 2019	\$75.09	0.01	7.10	7.11	—	(3.56)	(3.56)	\$78.64	9.42%	1.50%	1.50%	0.01%	\$504,777	9%	
Year Ended July 31, 2018	\$52.09	(0.18)	23.18	23.00	—	—	—	\$75.09	44.15%	1.41%	1.41%	(0.29)%	\$497,460	3%	
Year Ended July 31, 2017	\$34.41	(0.20)	17.88	17.68	—	—	—	\$52.09	51.39%	1.43%	1.43%	(0.48)%	\$379,105	4%	
Year Ended July 31, 2016	\$33.73	(0.18)	0.86	0.68	—	—	—	\$34.41	2.00%	1.47%	1.47%	(0.58)%	\$245,418	6%	
Service Class															
Year Ended July 31, 2020	\$63.78	(1.21)	41.28	40.07	—	(5.21)	(5.21)	\$98.64	65.95%	2.59%	2.59%	(1.58)%	\$15,438	20%	
Year Ended July 31, 2019	\$62.10	(0.56)	5.80	5.24	—	(3.56)	(3.56)	\$63.78	8.33%	2.50%	2.50%	(0.99)%	\$12,014	9%	
Year Ended July 31, 2018	\$43.52	(0.71)	19.29	18.58	—	—	—	\$62.10	42.70%	2.41%	2.41%	(1.29)%	\$14,914	3%	
Year Ended July 31, 2017	\$29.03	(0.54)	15.03	14.49	—	—	—	\$43.52	49.89%	2.43%	2.43%	(1.48)%	\$11,189	4%	
Year Ended July 31, 2016	\$28.75	(0.44)	0.72	0.28	—	—	—	\$29.03	0.97%	2.47%	2.47%	(1.58)%	\$8,600	6%	
UltraShort China ProFund Investor Class															
Year Ended July 31, 2020	\$47.15	(0.14)	(26.71)	(26.85)	(0.19)	—	(0.19)	\$20.11	(57.12)%	2.83%	1.78%	(0.37)%	\$625	—	
Year Ended July 31, 2019	\$40.80	0.24	6.11 ^(c)	6.35	—	—	—	\$47.15	15.56%	2.45%	1.78%	0.50%	\$3,534	—	
Year Ended July 31, 2018 ^(d)	\$54.15	(0.14)	(13.21)	(13.35)	—	—	—	\$40.80	(24.67)%	2.34%	1.78%	(0.34)%	\$2,038	—	
Year Ended July 31, 2017 ^(d)	\$112.44	(1.12)	(57.17)	(58.29)	—	—	—	\$54.15	(51.85)%	2.91%	1.78%	(1.31)%	\$1,389	—	
Year Ended July 31, 2016 ^(d)	\$126.26	(2.16)	(11.66)	(13.82)	—	—	—	\$112.44	(10.90)%	2.13%	1.78%	(1.61)%	\$3,509	—	
Service Class															
Year Ended July 31, 2020	\$42.12	(0.48)	(23.76)	(24.24)	—	—	—	\$17.88	(57.53)%	3.83%	2.78%	(1.37)%	\$10	—	
Year Ended July 31, 2019	\$36.81	(0.19)	5.50 ^(c)	5.31	—	—	—	\$42.12	14.43%	3.45%	2.78%	(0.50)%	\$44	—	
Year Ended July 31, 2018 ^(d)	\$49.35	(0.52)	(12.02)	(12.54)	—	—	—	\$36.81	(25.43)%	3.34%	2.78%	(1.34)%	\$70	—	
Year Ended July 31, 2017 ^(d)	\$103.50	(1.76)	(52.39)	(54.15)	—	—	—	\$49.35	(52.32)%	3.91%	2.78%	(2.31)%	\$53	—	
Year Ended July 31, 2016 ^(d)	\$117.38	(3.36)	(10.52)	(13.88)	—	—	—	\$103.50	(11.79)%	3.13%	2.78%	(2.61)%	\$102	—	

^(a) Per share net investment income (loss) has been calculated using the average daily shares method.

^(b) Portfolio turnover rate is calculated without regard to instruments having a maturity of less than one year from acquisition or derivative instruments (including swap agreements and futures contracts). The portfolio turnover rate can be high and volatile due to the amount and timing of sales and purchases of fund shares during the period. Portfolio turnover rate is calculated on the basis of the Fund as a whole without distinguishing between classes of shares issued.

^(c) The amount shown for a share outstanding throughout the period does not accord with the change in aggregate gains and losses in the portfolio of securities during the period because of the timing of sales and purchases of fund shares in relation to fluctuating market values during the period.

^(d) Share amounts have been adjusted for 1:8 reverse share split that occurred on January 22, 2018.

ProFunds Financial Highlights

FOR THE PERIODS INDICATED

Selected data for a share of beneficial interest outstanding throughout the periods indicated.

	Investment Activities				Distributions to Shareholders From		Ratios to Average Net Assets				Supplemental Data		
	Net Asset Value, Beginning of Period	Net Investment Income (Loss) ^(a)	Net Realized and Unrealized Gains (Losses) on Investments	Total from Investment Activities	Net Investment Income	Total Distributions	Net Asset Value, End of Period	Total Return	Gross Expenses	Net Expenses	Investment Income (Loss)	Net Assets, End of Period (000's)	Portfolio Turnover Rate ^(b)
UltraShort Dow 30 ProFund Investor Class													
Year Ended July 31, 2020	\$15.04	(0.14)	(4.84)	(4.98)	(0.05)	(0.05)	\$10.01	(33.21)%	2.17%	1.78%	(1.01)%	\$5,293	—
Year Ended July 31, 2019	\$1792	0.08	(2.96)	(2.88)	—	—	\$15.04	(16.07)%	2.25%	1.78%	0.47%	\$4,491	—
Year Ended July 31, 2018	\$26.03	(0.09)	(8.02)	(8.11)	—	—	\$17.92	(31.16)%	2.18%	1.78%	(0.44)%	\$3,874	—
Year Ended July 31, 2017 ^(c)	\$39.20	(0.41)	(12.76)	(13.17)	—	—	\$26.03	(33.60)%	2.15%	1.78%	(1.29)%	\$4,865	—
Year Ended July 31, 2016 ^(c)	\$49.17	(0.72)	(9.25)	(9.97)	—	—	\$39.20	(20.33)%	2.01%	1.78%	(1.61)%	\$4,462	—
Service Class													
Year Ended July 31, 2020	\$13.36	(0.25)	(4.28)	(4.53)	—	—	\$8.83	(33.91)%	3.17%	2.78%	(2.01)%	\$316	—
Year Ended July 31, 2019	\$16.08	(0.07)	(2.65)	(2.72)	—	—	\$13.36	(16.92)%	3.25%	2.78%	(0.53)%	\$179	—
Year Ended July 31, 2018	\$23.59	(0.28)	(7.23)	(7.51)	—	—	\$16.08	(31.84)%	3.18%	2.78%	(1.44)%	\$268	—
Year Ended July 31, 2017 ^(c)	\$35.89	(0.71)	(11.59)	(12.30)	—	—	\$23.59	(34.33)%	3.15%	2.78%	(2.29)%	\$453	—
Year Ended July 31, 2016 ^(c)	\$45.49	(1.20)	(8.40)	(9.60)	—	—	\$35.89	(21.09)%	3.01%	2.78%	(2.61)%	\$677	—
UltraShort Emerging Markets ProFund Investor Class													
Year Ended July 31, 2020	\$18.94	(0.10)	(8.90)	(9.00)	(0.07)	(0.07)	\$9.87	(47.64)%	2.90%	1.78%	(0.60)%	\$974	—
Year Ended July 31, 2019	\$18.41	0.09	0.44	0.53	—	—	\$18.94	2.88%	2.70%	1.78%	0.43%	\$2,865	—
Year Ended July 31, 2018	\$21.74	(0.07)	(3.26)	(3.33)	—	—	\$18.41	(15.32)%	2.35%	1.78%	(0.40)%	\$2,958	—
Year Ended July 31, 2017 ^(d)	\$39.02	(0.40)	(16.88)	(17.28)	—	—	\$21.74	(44.33)%	2.21%	1.78%	(1.32)%	\$2,071	—
Year Ended July 31, 2016 ^(d)	\$50.27	(0.85)	(10.40)	(11.25)	—	—	\$39.02	(22.37)%	1.78%	1.78%	(1.62)%	\$5,016	—
Service Class													
Year Ended July 31, 2020	\$1734	(0.25)	(8.09)	(8.34)	—	—	\$9.00	(48.10)%	3.90%	1.78%	(1.60)%	\$62	—
Year Ended July 31, 2019	\$1703	(0.10)	0.41	0.31	—	—	\$17.34	1.82%	3.70%	2.78%	(0.57)%	\$98	—
Year Ended July 31, 2018	\$20.30	(0.25)	(3.02)	(3.27)	—	—	\$17.03	(16.11)%	3.35%	2.78%	(1.40)%	\$108	—
Year Ended July 31, 2017 ^(d)	\$36.79	(0.70)	(15.79)	(16.49)	—	—	\$20.30	(44.84)%	3.21%	2.78%	(2.32)%	\$263	—
Year Ended July 31, 2016 ^(d)	\$4787	(1.35)	(9.73)	(11.08)	—	—	\$36.79	(23.17)%	2.78%	2.78%	(2.62)%	\$1,567	—

^(a) Per share net investment income (loss) has been calculated using the average daily shares method.

^(b) Portfolio turnover rate is calculated without regard to instruments having a maturity of less than one year from acquisition or derivative instruments (including swap agreements and futures contracts).

^(c) Share amounts have been adjusted for 1:8 reverse share split that occurred on December 5, 2016.

^(d) Share amounts have been adjusted for 1:5 reverse share split that occurred on December 5, 2016.

ProFunds Financial Highlights

FOR THE PERIODS INDICATED

Selected data for a share of beneficial interest outstanding throughout the periods indicated.

	Investment Activities				Distributions to Shareholders From			Ratios to Average Net Assets				Supplemental Data	
	Net Asset Value, Beginning of Period	Net Investment Income (Loss) ^(a)	Net Realized and Unrealized Gains (Losses) on Investments	Total from Investment Activities	Net Investment Income	Total Distributions	Net Asset Value, End of Period	Total Return	Gross Expenses	Net Expenses	Net Investment Income (Loss)	Net Assets, End of Period (000's)	Portfolio Turnover Rate ^(b)
UltraShort International ProFund Investor Class													
Year Ended July 31, 2020	\$13.55	(0.12)	(2.81)	(2.93)	(0.10)	(0.10)	\$10.52	(21.67)%	2.83%	1.78%	(0.95)%	\$2,445	—
Year Ended July 31, 2019	\$12.91	0.07	0.57 ^(c)	0.64	—	—	\$13.55	4.96%	2.43%	1.78%	0.50%	\$2,156	—
Year Ended July 31, 2018	\$14.87	(0.07)	(1.89)	(1.96)	—	—	\$12.91	(13.18)%	2.53%	1.84%	(0.51)%	\$2,120	—
Year Ended July 31, 2017	\$21.68	(0.27)	(6.54)	(6.81)	—	—	\$14.87	(31.41)%	2.26%	1.85%	(1.41)%	\$2,920	—
Year Ended July 31, 2016	\$21.49	(0.39)	0.58	0.19	—	—	\$21.68	0.88%	1.74%	1.74%	(1.60)%	\$7,384	—
Service Class													
Year Ended July 31, 2020	\$12.28	(0.24)	(2.52)	(2.76)	—	—	\$9.52	(22.48)%	3.83%	2.78%	(1.95)%	\$10	—
Year Ended July 31, 2019	\$11.82	(0.06)	0.52 ^(c)	0.46	—	—	\$12.28	3.89%	3.42%	2.77%	(0.49)%	\$14	—
Year Ended July 31, 2018	\$13.74	(0.19)	(1.73)	(1.92)	—	—	\$11.82	(13.97)%	3.52%	2.83%	(1.50)%	\$29	—
Year Ended July 31, 2017	\$20.23	(0.46)	(6.03)	(6.49)	—	—	\$13.74	(32.08)%	3.26%	2.85%	(2.41)%	\$92	—
Year Ended July 31, 2016	\$20.26	(0.62)	0.59	(0.03)	—	—	\$20.23	(0.15)%	2.74%	2.74%	(2.60)%	\$869	—
UltraShort Japan ProFund Investor Class													
Year Ended July 31, 2020	\$32.34	(0.18)	(9.93)	(10.11)	—	—	\$22.23	(31.26)%	4.87%	1.78%	(0.64)%	\$842	—
Year Ended July 31, 2019	\$32.76	0.06	(0.48)	(0.42)	—	—	\$32.34	(1.28)%	5.49%	1.78%	0.18%	\$1,010	—
Year Ended July 31, 2018 ^(d)	\$47.18	(0.23)	(14.19)	(14.42)	—	—	\$32.76	(30.59)%	3.66%	1.78%	(0.60)%	\$709	—
Year Ended July 31, 2017 ^(d)	\$75.55	(0.75)	(27.62)	(28.37)	—	—	\$47.18	(37.52)%	3.16%	1.78%	(1.37)%	\$1,249	—
Year Ended July 31, 2016 ^(d)	\$62.40	(1.25)	14.40	13.15	—	—	\$75.55	21.07%	2.82%	1.78%	(1.62)%	\$3,278	—
Service Class													
Year Ended July 31, 2020	\$29.45	(0.44)	(9.05)	(9.49)	—	—	\$19.96	(31.87)%	5.87%	2.78%	(1.64)%	\$2	—
Year Ended July 31, 2019	\$30.00	(0.23)	(0.32)	(0.55)	—	—	\$29.45	(2.26)%	6.49%	2.78%	(0.82)%	\$4	—
Year Ended July 31, 2018 ^(d)	\$43.73	(0.61)	(13.12)	(13.73)	—	—	\$30.00	(31.31)%	4.66%	2.78%	(1.60)%	\$5	—
Year Ended July 31, 2017 ^(d)	\$70.74	(1.25)	(25.76)	(27.01)	—	—	\$43.73	(38.16)%	4.16%	2.78%	(2.37)%	\$47	—
Year Ended July 31, 2016 ^(d)	\$58.99	(1.95)	13.70	11.75	—	—	\$70.74	19.92%	3.82%	2.78%	(2.62)%	\$25	—

^(a) Per share net investment income (loss) has been calculated using the average daily shares method.

^(b) Portfolio turnover rate is calculated without regard to instruments having a maturity of less than one year from acquisition or derivative instruments (including swap agreements and futures contracts).

^(c) The amount shown for a share outstanding throughout the period does not accord with the change in aggregate gains and losses in the portfolio of securities during the period because of the timing of sales and purchase of fund shares in relation to fluctuating market values during the period.

^(d) Share amounts have been adjusted for 1:5 reverse share split that occurred on January 22, 2018.

ProFunds Financial Highlights

FOR THE PERIODS INDICATED

Selected data for a share of beneficial interest outstanding throughout the periods indicated.

	Investment Activities				Distributions to Shareholders From		Ratios to Average Net Assets				Supplemental Data		
	Net Asset Value, Beginning of Period	Net Investment Income (Loss) ^(a)	Net Realized and Unrealized Gains (Losses) on Investments	Total from Investment Activities	Net Investment Income	Total Distributions	Net Asset Value, End of Period	Total Return	Gross Expenses	Net Expenses	Net Investment Income (Loss)	Net Assets, End of Period (000's)	Portfolio Turnover Rate ^(b)
UltraShort Latin America ProFund Investor Class													
Year Ended July 31, 2020	\$27.71	(0.30)	0.35	0.05	(0.09)	(0.09)	\$27.67	0.22%	2.31%	1.78%	(0.87)%	\$3,138	—
Year Ended July 31, 2019	\$35.01	0.16	(7.46)	(7.30)	—	—	\$27.71	(20.85)%	2.42%	1.78%	0.53%	\$4,681	—
Year Ended July 31, 2018 ^(c)	\$40.03	(0.21)	(4.81)	(5.02)	—	—	\$35.01	(12.58)%	2.05%	1.78%	(0.60)%	\$3,711	—
Year Ended July 31, 2017 ^(c)	\$74.09	(0.70)	(33.36)	(34.06)	—	—	\$40.03	(45.95)%	2.29%	1.78%	(1.28)%	\$4,476	—
Year Ended July 31, 2016 ^(c)	\$113.33	(2.15)	(37.09)	(39.24)	—	—	\$74.09	(34.63)%	1.78%	1.78%	(1.59)%	\$5,913	—
Service Class													
Year Ended July 31, 2020	\$24.69	(0.69)	0.48	(0.21)	—	—	\$24.48	(0.85)%	3.31%	2.78%	(1.87)%	\$35	—
Year Ended July 31, 2019	\$31.51	(0.12)	(6.70)	(6.82)	—	—	\$24.69	(21.67)%	3.42%	2.78%	(0.47)%	\$61	—
Year Ended July 31, 2018 ^(c)	\$36.45	(0.55)	(4.39)	(4.94)	—	—	\$31.51	(13.53)%	3.05%	2.78%	(1.60)%	\$74	—
Year Ended July 31, 2017 ^(c)	\$68.13	(1.15)	(30.53)	(31.68)	—	—	\$36.45	(46.52)%	3.29%	2.78%	(2.28)%	\$6,981	—
Year Ended July 31, 2016 ^(c)	\$105.26	(3.40)	(33.73)	(37.13)	—	—	\$68.13	(35.25)%	2.78%	2.78%	(2.59)%	\$439	—
UltraShort Mid-Cap ProFund Investor Class													
Year Ended July 31, 2020	\$19.82	(0.20)	(6.38)	(6.58)	(0.08)	(0.08)	\$13.16	(33.28)%	2.94%	1.78%	(1.04)%	\$2,728	—
Year Ended July 31, 2019	\$20.73	0.11	(1.02)	(0.91)	—	—	\$19.82	(4.39)%	3.04%	1.78%	0.50%	\$1,475	—
Year Ended July 31, 2018	\$27.77	(0.11)	(6.93)	(7.04)	—	—	\$20.73	(25.35)%	3.12%	1.78%	(0.45)%	\$1,067	—
Year Ended July 31, 2017 ^(c)	\$37.96	(0.41)	(9.78)	(10.19)	—	—	\$27.77	(26.92)%	2.95%	1.77%	(1.28)%	\$1,670	—
Year Ended July 31, 2016 ^(c)	\$47.51	(0.80)	(8.75)	(9.55)	—	—	\$37.96	(20.00)%	2.27%	1.78%	(1.63)%	\$1,737	—
Service Class													
Year Ended July 31, 2020	\$17.72	(0.37)	(5.64)	(6.01)	—	—	\$11.71	(33.92)%	3.94%	2.78%	(2.04)%	\$21	—
Year Ended July 31, 2019	\$18.73	(0.08)	(0.93)	(1.01)	—	—	\$17.72	(5.39)%	4.04%	2.78%	(0.50)%	\$16	—
Year Ended July 31, 2018	\$25.30	(0.32)	(6.25)	(6.57)	—	—	\$18.73	(26.00)%	4.12%	2.78%	(1.45)%	\$11	—
Year Ended July 31, 2017 ^(d)	\$34.94	(0.70)	(8.94)	(9.64)	—	—	\$25.30	(27.48)%	3.95%	2.77%	(2.28)%	\$14	—
Year Ended July 31, 2016 ^(d)	\$44.25	(1.30)	(8.01)	(9.31)	—	—	\$34.94	(21.04)%	3.27%	2.78%	(2.63)%	\$8	—

^(a) Per share net investment income (loss) has been calculated using the average daily shares method.

^(b) Portfolio turnover rate is calculated without regard to instruments having a maturity of less than one year from acquisition or derivative instruments (including swap agreements and futures contracts).

^(c) Share amounts have been adjusted for 1:5 reverse share split that occurred on January 22, 2018.

^(d) Share amounts adjusted for 1:10 reverse share split that occurred on December 5, 2016.

ProFunds Financial Highlights

FOR THE PERIODS INDICATED

Selected data for a share of beneficial interest outstanding throughout the periods indicated.

	Investment Activities				Distributions to Shareholders From		Ratios to Average Net Assets				Supplemental Data			
	Net Asset Value, Beginning of Period	Net Investment Income (Loss) ^(a)	Net Realized and Unrealized Gains (Losses) on Investments	Total from Investment Activities	Net Investment Income	Total Distributions	Net Asset Value, End of Period	Total Return	Gross Expenses	Net Expenses	Net Investment Income (Loss)	Net Assets, End of Period (000's)	Portfolio Turnover Rate ^(b)	
UltraShort Nasdaq-100 ProFund Investor Class														
Year Ended July 31, 2020	\$12.69	(0.07)	(8.10)	(8.17)	(0.04)	(0.04)	\$4.48	(64.81)%	1.82%	1.82%	(0.84)%	\$9,454	—	
Year Ended July 31, 2019	\$16.36	0.08	(3.75)	(3.67)	—	—	\$12.69	(22.43)%	1.77%	1.77%	0.51%	\$14,948	—	
Year Ended July 31, 2018	\$26.69	(0.09)	(10.24)	(10.33)	—	—	\$16.36	(38.70)%	1.76%	1.76%	(0.44)%	\$12,427	—	
Year Ended July 31, 2017 ^(c)	\$43.68	(0.42)	(16.57)	(16.99)	—	—	\$26.69	(38.92)%	1.77%	1.77%	(1.22)%	\$18,170	—	
Year Ended July 31, 2016 ^(c)	\$54.21	(0.80)	(9.73)	(10.53)	—	—	\$43.68	(19.37)%	1.75%	1.73%	(1.55)%	\$12,361	—	
Service Class														
Year Ended July 31, 2020	\$12.20	(0.16)	(7.76)	(7.92)	—	—	\$4.28	(65.08)%	2.82%	2.82%	(1.84)%	\$174	—	
Year Ended July 31, 2019	\$15.87	(0.06)	(3.61)	(3.67)	—	—	\$12.20	(23.13)%	2.77%	2.77%	(0.49)%	\$516	—	
Year Ended July 31, 2018	\$26.12	(0.28)	(9.97)	(10.25)	—	—	\$15.87	(39.24)%	2.76%	2.76%	(1.44)%	\$91	—	
Year Ended July 31, 2017 ^(c)	\$43.16	(0.76)	(16.28)	(17.04)	—	—	\$26.12	(39.47)%	2.77%	2.77%	(2.22)%	\$126	—	
Year Ended July 31, 2016 ^(c)	\$54.10	(1.35)	(9.59)	(10.94)	—	—	\$43.16	(20.24)%	2.75%	2.73%	(2.55)%	\$82	—	
UltraShort Small-Cap ProFund Investor Class														
Year Ended July 31, 2020	\$30.78	(0.30)	(10.28)	(10.58)	(0.08)	(0.08)	\$20.12	(34.44)%	2.16%	1.78%	(1.04)%	\$7,746	—	
Year Ended July 31, 2019	\$29.84	0.16	0.78 ^(d)	0.94	—	—	\$30.78	3.22%	3.14%	1.78%	0.50%	\$4,541	—	
Year Ended July 31, 2018 ^(e)	\$43.84	(0.10)	(13.90)	(14.00)	—	—	\$29.84	(31.98)%	2.03%	1.76%	(0.29)%	\$4,058	—	
Year Ended July 31, 2017 ^(e)	\$66.19	(0.68)	(21.67)	(22.35)	—	—	\$43.84	(33.78)%	1.79%	1.79%	(1.29)%	\$8,591	—	
Year Ended July 31, 2016 ^(e)	\$76.53	(1.32)	(9.02)	(10.34)	—	—	\$66.19	(13.49)%	1.78%	1.78%	(1.59)%	\$8,576	—	
Service Class														
Year Ended July 31, 2020	\$28.86	(0.57)	(9.55)	(10.12)	—	—	\$18.74	(35.07)%	3.16%	2.78%	(2.04)%	\$174	—	
Year Ended July 31, 2019	\$28.27	(0.16)	0.75 ^(d)	0.59	—	—	\$28.86	2.16%	4.14%	2.78%	(0.50)%	\$158	—	
Year Ended July 31, 2018 ^(e)	\$41.92	(0.45)	(13.20)	(13.65)	—	—	\$28.27	(32.61)%	3.03%	2.76%	(1.29)%	\$111	—	
Year Ended July 31, 2017 ^(e)	\$63.93	(1.16)	(20.85)	(22.01)	—	—	\$41.92	(34.46)%	2.79%	2.79%	(2.29)%	\$239	—	
Year Ended July 31, 2016 ^(e)	\$74.76	(2.08)	(8.75)	(10.83)	—	—	\$63.93	(14.45)%	2.78%	2.78%	(2.59)%	\$1,774	—	

^(a) Per share net investment income (loss) has been calculated using the average daily shares method.

^(b) Portfolio turnover rate is calculated without regard to instruments having a maturity of less than one year from acquisition or derivative instruments (including swap agreements and futures contracts).

^(c) Share amounts adjusted for 1:5 reverse share split that occurred on December 5, 2016.

^(d) The amount shown for a share outstanding throughout the period does not accord with the change in aggregate gains and losses in the portfolio of securities during the period because of the timing of sales and purchase of fund shares in relation to fluctuating market values during the period.

^(e) Share amounts adjusted for 1:4 reverse share split that occurred on January 22, 2018.

ProFunds Financial Highlights FOR THE PERIODS INDICATED

Selected data for a share of beneficial interest outstanding throughout the periods indicated.

	Investment Activities					Distributions to Shareholders From			Ratios to Average Net Assets					Supplemental Data	
	Net Asset Value, Beginning of Period	Net Investment Income (Loss) ^(a)	Net Realized and Unrealized Gains (Losses) on Investments	Total from Investment Activities	Net Investment Income	Net Realized Gains on Investments	Total Distributions	Net Asset Value, End of Period	Total Return	Gross Expenses	Net Expenses	Investment Income (Loss)	Net Assets, End of Period (000's)	Portfolio Turnover Rate ^(b)	
UltraSmall-Cap ProFund Investor Class															
Year Ended July 31, 2020	\$57.95	(0.25)	(15.89)	(16.14)	—	—	—	\$41.81	(27.85)%	1.80%	1.80%	(0.52)%	\$33,767	143%	
Year Ended July 31, 2019	\$68.79	0.13	(10.91)	(10.78)	(0.05)	(0.01)	(0.06)	\$57.95	(15.64)%	1.60%	1.60%	0.23%	\$62,102	77%	
Year Ended July 31, 2018	\$52.24	(0.16)	17.14	16.98	—	(0.43)	(0.43)	\$68.79	32.65%	1.49%	1.49%	(0.26)%	\$68,965	29%	
Year Ended July 31, 2017	\$39.08	(0.31)	13.47	13.16	—	—	—	\$52.24	33.65%	1.50%	1.50%	(0.68)%	\$90,054	71%	
Year Ended July 31, 2016	\$41.54	(0.25)	(2.21)	(2.46)	—	—	—	\$39.08	(5.92)%	1.60%	1.60%	(0.73)%	\$60,083	123%	
Service Class															
Year Ended July 31, 2020	\$47.88	(0.64)	(13.04)	(13.68)	—	—	—	\$34.20	(28.57)%	2.80%	2.80%	(1.52)%	\$263	143%	
Year Ended July 31, 2019	\$57.34	(0.35)	(9.10)	(9.45)	—	(0.01)	(0.01)	\$47.88	(16.47)%	2.60%	2.60%	(0.77)%	\$460	77%	
Year Ended July 31, 2018	\$44.08	(0.63)	14.32	13.69	—	(0.43)	(0.43)	\$57.34	31.20%	2.49%	2.49%	(1.26)%	\$1,847	29%	
Year Ended July 31, 2017	\$33.30	(0.70)	11.48	10.78	—	—	—	\$44.08	32.37%	2.50%	2.50%	(1.68)%	\$720	71%	
Year Ended July 31, 2016	\$35.78	(0.54)	(1.94)	(2.48)	—	—	—	\$33.30	(6.93)%	2.60%	2.60%	(1.73)%	\$491	123%	
U.S. Government Plus ProFund Investor Class															
Year Ended July 31, 2020	\$60.08	0.06	26.01	26.07	(0.17)	—	(0.17)	\$85.98	43.48%	1.40%	1.40%	0.09%	\$21,927	392%	
Year Ended July 31, 2019	\$52.14	0.61	7.94	8.55	(0.61)	—	(0.61)	\$60.08	16.53%	1.34%	1.34%	1.14%	\$23,791	503%	
Year Ended July 31, 2018	\$53.83	0.20	(1.78)	(1.58)	(0.11)	—	(0.11)	\$52.14	(2.95)%	1.35%	1.35%	0.38%	\$14,497	714%	
Year Ended July 31, 2017	\$63.97	(0.33)	(9.81)	(10.14)	—	—	—	\$53.83	(15.84)%	1.28%	1.28%	(0.60)%	\$21,114	397%	
Year Ended July 31, 2016	\$52.34	(0.37)	12.00	11.63	—	—	—	\$63.97	22.22%	1.27%	1.27%	(0.66)%	\$23,775	409%	
Service Class															
Year Ended July 31, 2020	\$55.37	(0.62)	23.92	23.30	— ^(c)	—	— ^(c)	\$78.67	42.11%	2.40%	2.40%	(0.91)%	\$2,385	392%	
Year Ended July 31, 2019	\$48.09	0.12	7.24	7.36	(0.08)	—	(0.08)	\$55.37	15.31%	2.34%	2.34%	0.14%	\$2,605	503%	
Year Ended July 31, 2018	\$50.07	(0.29)	(1.68)	(1.97)	(0.01)	—	(0.01)	\$48.09	(3.94)%	2.35%	2.35%	(0.62)%	\$4,374	714%	
Year Ended July 31, 2017	\$60.10	(0.87)	(9.16)	(10.03)	—	—	—	\$50.07	(16.70)%	2.28%	2.28%	(1.60)%	\$794	397%	
Year Ended July 31, 2016	\$49.67	(0.90)	11.33	10.43	—	—	—	\$60.10	21.02%	2.27%	2.27%	(1.66)%	\$16,224	409%	

^(a) Per share net investment income (loss) has been calculated using the average daily shares method.

^(b) Portfolio turnover rate is calculated without regard to instruments having a maturity of less than one year from acquisition or derivative instruments (including swap agreements and futures contracts). The portfolio turnover rate can be high and volatile due to the amount and timing of sales and purchases of fund shares during the period. Portfolio turnover rate is calculated on the basis of the Fund as a whole without distinguishing between classes of shares issued.

^(c) Amount is less than \$0.005.

ProFunds Financial Highlights

FOR THE PERIODS INDICATED

Selected data for a share of beneficial interest outstanding throughout the periods indicated.

	Investment Activities				Distributions to Shareholders From			Ratios to Average Net Assets				Supplemental Data		
	Net Asset Value, Beginning of Period	Net Investment Income (Loss) ^(a)	Net Realized and Unrealized Gains (Losses) on Investments		Total from Investment Activities	Net Investment Income	Total Distributions	Net Asset Value, End of Period	Total Return	Gross Expenses	Net Expenses	Net Investment Income (Loss)	Net Assets, End of Period (000's)	Portfolio Turnover Rate ^(b)
Utilities UltraSector ProFund Investor Class														
Year Ended July 31, 2020	\$54.09	0.55	(2.16)		(1.61)	(1.04)	(1.04)	\$51.44	(3.25)%	1.73%	1.73%	0.95%	\$8,717	368%
Year Ended July 31, 2019	\$45.64	0.71	8.04		8.75	(0.30)	(0.30)	\$54.09	19.30%	1.72%	1.72%	1.41%	\$31,558	406%
Year Ended July 31, 2018	\$45.01	0.48	0.48		0.96	(0.33)	(0.33)	\$45.64	2.15%	1.69%	1.69%	1.07%	\$8,208	314%
Year Ended July 31, 2017	\$42.70	0.43	2.20		2.63	(0.32)	(0.32)	\$45.01	6.27%	1.65%	1.65%	1.06%	\$16,755	97%
Year Ended July 31, 2016	\$32.45	0.10	10.60		10.70	(0.45)	(0.45)	\$42.70	33.41%	1.76%	1.76%	0.28%	\$71,264	229%
Service Class														
Year Ended July 31, 2020	\$50.80	0.06	(2.01)		(1.95)	(0.92)	(0.92)	\$47.93	(4.09)%	2.65%	2.65%	0.03%	\$348	368%
Year Ended July 31, 2019	\$42.98	0.26	7.56		7.82	—	—	\$50.80	18.19%	2.67%	2.67%	0.46%	\$1,265	406%
Year Ended July 31, 2018	\$42.79	0.07	0.41		0.48	(0.29)	(0.29)	\$42.98	1.14%	2.67%	2.67%	0.09%	\$635	314%
Year Ended July 31, 2017	\$40.67	0.05	2.07		2.12	—	—	\$42.79	5.19%	2.65%	2.65%	0.06%	\$671	97%
Year Ended July 31, 2016	\$30.83	(0.23)	10.10		9.87	(0.03)	(0.03)	\$40.67	32.09%	2.76%	2.76%	(0.72)%	\$3,106	229%

^(a) Per share net investment income (loss) has been calculated using the average daily shares method.

^(b) Portfolio turnover rate is calculated without regard to instruments having a maturity of less than one year from acquisition or derivative instruments (including swap agreements and futures contracts). The portfolio turnover rate can be high and volatile due to the amount and timing of sales and purchases of fund shares during the period. Portfolio turnover rate is calculated on the basis of the Fund as a whole without distinguishing between classes of shares issued.

Additional information about ProFunds is available in the annual and semi-annual reports to shareholders of ProFunds. In the annual report you will find a discussion of the market conditions and investment strategies that significantly affected performance during the fiscal year covered by the report.

You can find additional information about each Fund in its current SAI, dated November 30, 2020, as may be amended from time to time, and most recent annual report to shareholders, dated July 31, 2020, which have been filed electronically with the SEC and which are incorporated by reference into, and are legally a part of, this Prospectus. In each Fund's annual report, you will find a discussion of the market conditions and investment strategies that significantly affected the Fund's performance during its last fiscal year. Copies of the SAI, and each Fund's annual and semi-annual reports are available, free of charge, online at each Fund's website (www.profunds.com). You may also request a free copy of the SAI or make inquiries to ProFunds by writing us at the address set forth above or calling us toll-free at the telephone number set forth below.

You can find other information about ProFunds on the SEC's website (www.sec.gov) or you can get copies of this information after payment of a duplicating fee via email to publicinfo@sec.gov.

ProFunds®

Post Office Mailing Address for Investments

P.O. Box 182800
Columbus, OH 43218-2800

Phone Numbers

For Financial Professionals: **(888) PRO-5717** (888) 776-5717 or (240) 497-6552

For All Others: **(888) PRO-FNDS** (888) 776-3637 Or: (614) 470-8122

Fax Number: (800) 782-4797

Website Address: (www.profunds.com)

ProFunds and the Bull & Bear design, Rising Rates Opportunity ProFund and Not just funds, ProFunds are trademarks of ProFund Advisors LLC.

ProFunds Executive Offices
Bethesda, MD