



## PROSPECTUS

FEBRUARY 1, 2021

### EQUITY FUNDS

STERLING CAPITAL BEHAVIORAL LARGE CAP VALUE EQUITY FUND	INSTITUTIONAL: BBISX	CLASS R6: STRAX
STERLING CAPITAL MID VALUE FUND	INSTITUTIONAL: OVEIX	CLASS R: OVERX CLASS R6: STRMX
STERLING CAPITAL BEHAVIORAL SMALL CAP VALUE EQUITY FUND	INSTITUTIONAL: SPSCX	CLASS R: SPSRX CLASS R6: STRBX
STERLING CAPITAL SPECIAL OPPORTUNITIES FUND	INSTITUTIONAL: BOPIX	CLASS R: BOPRX CLASS R6: STRSX
STERLING CAPITAL EQUITY INCOME FUND	INSTITUTIONAL: BEGIX	CLASS R: BAERX CLASS R6: STREX
STERLING CAPITAL BEHAVIORAL INTERNATIONAL EQUITY FUND	INSTITUTIONAL: SBIIX	CLASS R6: STRCX
STERLING CAPITAL STRATTON MID CAP VALUE FUND	INSTITUTIONAL: STRGX	
STERLING CAPITAL STRATTON REAL ESTATE FUND	INSTITUTIONAL: STMDX	CLASS R6: SCREX
STERLING CAPITAL STRATTON SMALL CAP VALUE FUND	INSTITUTIONAL: STSCX	CLASS R6: SCSIX
STERLING CAPITAL SMID OPPORTUNITIES FUND	INSTITUTIONAL: SMDOX	

### BOND FUNDS

#### TAXABLE BOND FUNDS

STERLING CAPITAL ULTRA SHORT BOND FUND	INSTITUTIONAL: BUSIX	
STERLING CAPITAL SHORT DURATION BOND FUND	INSTITUTIONAL: BBSGX	CLASS R6: SHTRX
STERLING CAPITAL INTERMEDIATE U.S. GOVERNMENT FUND	INSTITUTIONAL: BBGVX	
STERLING CAPITAL TOTAL RETURN BOND FUND	INSTITUTIONAL: BIBTX	CLASS R: BICRX CLASS R6: STRDX
STERLING CAPITAL CORPORATE FUND	INSTITUTIONAL: SCCPX	
STERLING CAPITAL QUALITY INCOME FUND	INSTITUTIONAL: SCSPX	

#### TAX-FREE BOND FUNDS

STERLING CAPITAL NORTH CAROLINA INTERMEDIATE TAX-FREE FUND	INSTITUTIONAL: BBNTX
STERLING CAPITAL SOUTH CAROLINA INTERMEDIATE TAX-FREE FUND	INSTITUTIONAL: BSCIX
STERLING CAPITAL VIRGINIA INTERMEDIATE TAX-FREE FUND	INSTITUTIONAL: BVATX
STERLING CAPITAL WEST VIRGINIA INTERMEDIATE TAX-FREE FUND	INSTITUTIONAL: OWVAX

INSTITUTIONAL, CLASS R AND CLASS R6 SHARES

### Questions?

Call 1-800-228-1872  
or your investment representative.

The U.S. Securities and Exchange Commission has not approved or disapproved the shares described in this Prospectus or determined whether this Prospectus is accurate or complete. Anyone who tells you otherwise is committing a crime.

As permitted by regulations adopted by the U.S. Securities and Exchange Commission, paper copies of the shareholder reports of the Sterling Capital Funds (each, a "Fund" and, collectively, the "Funds") will no longer be sent by mail, unless you specifically request paper copies of the reports. Instead, the reports will be made available on the Funds' website ([www.sterlingcapitalfunds.com](http://www.sterlingcapitalfunds.com)), and you will be notified by mail each time a report is posted and provided with a website link to access the report.

If you already elected to receive shareholder reports electronically, you will not be affected by this change and you need not take any action. You may elect to receive shareholder reports and other communications from a Fund electronically anytime by contacting your financial intermediary or, if you are a direct investor, by calling 1-800-228-1872 or by sending an e-mail request to [fundinfo@sterling-capital.com](mailto:fundinfo@sterling-capital.com).

You may elect to receive all future reports in paper free of charge. If you invest through a financial intermediary, you can contact your financial intermediary to request that you continue to receive paper copies of your shareholder reports. If you invest directly with a Fund, you can call 1-800-228-1872 or send an email request to [fundinfo@sterling-capital.com](mailto:fundinfo@sterling-capital.com) to let the Fund know you wish to continue receiving paper copies of your shareholder reports. Your election to receive reports in paper will apply to all Funds held in your account if you invest through your financial intermediary or all Funds held with the fund complex if you invest directly with a Fund.

## Sterling Capital Funds

## Table of Contents

Fund Summaries

Carefully review this important section, which summarizes each Fund's objectives, fees, principal investment strategies and risks, past performance, management, how to buy and sell fund shares, tax information and payments to broker-dealers.

Equity Funds

4	<a href="#">Behavioral Large Cap Value Equity Fund</a>
15	<a href="#">Mid Value Fund</a>
31	<a href="#">Behavioral Small Cap Value Equity Fund</a>
48	<a href="#">Special Opportunities Fund</a>
64	<a href="#">Equity Income Fund</a>
80	<a href="#">Behavioral International Equity Fund</a>
91	<a href="#">Stratton Mid Cap Value Fund</a>
96	<a href="#">Stratton Real Estate Fund</a>
107	<a href="#">Stratton Small Cap Value Fund</a>
118	<a href="#">SMID Opportunities Fund</a>
	<u>Bond Funds</u>
124	<a href="#">Ultra Short Bond Fund</a>
131	<a href="#">Short Duration Bond Fund</a>
145	<a href="#">Intermediate U.S. Government Fund</a>
151	<a href="#">Total Return Bond Fund</a>
172	<a href="#">Corporate Fund</a>
179	<a href="#">Quality Income Fund</a>
186	<a href="#">North Carolina Intermediate Tax-Free Fund</a>
192	<a href="#">South Carolina Intermediate Tax-Free Fund</a>
198	<a href="#">Virginia Intermediate Tax-Free Fund</a>
204	<a href="#">West Virginia Intermediate Tax-Free Fund</a>

Additional Investment Strategies and Risks

Review this section for additional information on investment strategies and their risks.

Equity Funds

209	<a href="#">Behavioral Large Cap Value Equity Fund</a>
209	<a href="#">Mid Value Fund</a>
209	<a href="#">Behavioral Small Cap Value Equity Fund</a>
209	<a href="#">Special Opportunities Fund</a>
209	<a href="#">Equity Income Fund</a>
209	<a href="#">Behavioral International Equity Fund</a>
209	<a href="#">Stratton Mid Cap Value Fund</a>
209	<a href="#">Stratton Real Estate Fund</a>
209	<a href="#">Stratton Small Cap Value Fund</a>
209	<a href="#">SMID Opportunities Fund</a>
	<u>Bond Funds</u>
209	<a href="#">Ultra Short Bond Fund</a>
210	<a href="#">Short Duration Bond Fund</a>
210	<a href="#">Intermediate U.S. Government Fund</a>
210	<a href="#">Total Return Bond Fund</a>
210	<a href="#">Corporate Fund</a>
210	<a href="#">Quality Income Fund</a>
210	<a href="#">North Carolina Intermediate Tax-Free Fund</a>
210	<a href="#">South Carolina Intermediate Tax-Free Fund</a>
210	<a href="#">Virginia Intermediate Tax-Free Fund</a>
210	<a href="#">West Virginia Intermediate Tax-Free Fund</a>
212	<a href="#">Investment Practices</a>
214	<a href="#">Additional Information about the Funds' Investments</a>
218	<a href="#">Investment Risks</a>



**Sterling Capital Funds****Table of Contents****Fund Management**

*Review this section for details on the people and organizations who oversee the Funds.*



- [227 The Investment Adviser](#)
- [228 Portfolio Managers](#)
- [231 The Administrator and Underwriter](#)

**Shareholder Information**

*Review this section for details on how shares are valued, how to purchase, sell and exchange shares, related charges and payments of dividends and distributions.*



- [232 Choosing a Share Class](#)
- [234 Pricing of Fund Shares](#)
- [235 Purchasing and Adding to Your Shares](#)
- [238 Selling Your Shares](#)
- [240 General Policies on Selling Shares](#)
- [241 Distribution and Shareholder Service \(12b-1\) Fees](#)
- [243 Exchanging Your Shares](#)
- [244 Cost Basis Reporting](#)
- [244 Market Timing Policies](#)
- [244 Dividends, Distributions and Taxes](#)
- [247 Additional Information About the Funds](#)

**Other Information About the Funds**

- [249 Financial Highlights](#)





## Summary

## Sterling Capital Behavioral Large Cap Value Equity Fund

### Institutional Shares BBISX

### Investment Objective

The Fund seeks maximum long-term total return, by investing primarily in equity securities of large companies.

### Fee Table

This table describes the fees and expenses that you may pay if you buy, hold, and sell shares of the Fund. You may pay other fees, such as brokerage commissions and other fees to financial intermediaries, which are not reflected in the tables and examples below.

#### Shareholder Fees (fees paid directly from your investment)

	Institutional Shares
Maximum Sales Charge (load) on Purchases (as a % of offering price)	None
Maximum Deferred Sales Charge (load) (as a % of the lesser of the cost of your shares or their net asset value at the time of redemption)	None
Redemption Fee	None

#### Annual Fund Operating Expenses (expenses that you pay each year as a percentage of the value of your investment)

	Institutional Shares
Management Fees	0.45%
Distribution and Service (12b-1) Fees	0.00%
Other Expenses	0.21%
Total Annual Fund Operating Expenses	0.66%

#### Example

This example is intended to help you compare the cost of investing in the Fund with the cost of investing in other mutual funds. The example assumes that you invest \$10,000 in the Fund for the time periods indicated and then redeem all of your shares at the end of those periods. The example also assumes that your investment has a 5% return each year and that the Fund's operating expenses remain the same. Although your actual costs may be higher or lower, based on these assumptions your costs would be:

	1 Year	3 Years	5 Years	10 Years
Institutional Shares	\$67	\$211	\$368	\$822

#### Portfolio Turnover

The Fund pays transaction costs, such as commissions, when it buys and sells securities (or "turns over" its portfolio). A higher portfolio turnover rate may indicate higher transaction costs and may result in higher taxes when Fund shares are held in a taxable account. These costs, which are not reflected in annual fund operating expenses or in the example, affect the Fund's performance. During the most recent fiscal year, the Fund's portfolio turnover rate was 167.34% of the average value of its portfolio.

## Sterling Capital Behavioral Large Cap Value Equity Fund

## Summary

## Strategy, Risks and Performance

**Principal Strategy**

To pursue its investment objective, the Fund invests, under normal circumstances, at least 80% of its net assets plus borrowings for investment purposes in the equity securities of large companies. Large companies are defined as companies with market capitalizations within the range of those companies in the Standard & Poor's 500<sup>®</sup> Index ("S&P 500<sup>®</sup> Index") at the time of purchase. As of December 31, 2020, the smallest company in the S&P 500<sup>®</sup> Index had a market capitalization of \$4.2 billion and the largest company had a market capitalization of \$2.3 trillion. Under normal market conditions, the Fund primarily invests in U.S. traded equity securities. The term "U.S. traded equity securities" refers to domestically traded U.S. common stocks (including securities of real estate investment trusts ("REITs") and exchange-traded funds ("ETFs")) and U.S. traded equity stocks of foreign companies. The Fund may invest in securities of middle capitalization companies.

Sterling Capital Management LLC ("Sterling Capital") applies "behavioral finance" principles in the construction of the Fund's portfolio. Behavioral finance theorizes that investment decisions are often influenced by biases, heuristics (*i.e.*, experienced-based techniques for decision making) and emotion, and that investors can be predictable (and, at times, irrational) in their decision making. These emotionally charged investment decisions can lead to stock price anomalies that create opportunities in the marketplace. Sterling Capital seeks to capitalize on these behaviorally driven market anomalies by employing a disciplined investment process. In implementing behavioral finance principles, Sterling Capital ranks companies in the Fund's investment universe based on a number of factors that it believes can be indicators of under- or over-valuation of a security by the market, such as valuation (*e.g.*, seeking to invest in companies that Sterling Capital believes are undervalued), price momentum (*e.g.*, identifying securities that Sterling Capital believes will experience sustained positive price momentum) and earnings revisions (*e.g.*, identifying and capitalizing on what Sterling Capital believes are under-reactions by the market to positive earnings revisions). Sterling Capital also takes into account such factors as market capitalization, country exposure, and sector exposure to construct a diversified portfolio. Sterling Capital considers selling a security when the security's ranking becomes less attractive and/or in light of liquidity, sector exposure, country exposure or diversification considerations.

**Principal Risks**

All investments carry a certain amount of risk and the Fund cannot guarantee that it will achieve its investment objective. An investment in the Fund is not a deposit or obligation of any bank, is not endorsed or guaranteed by any bank and is not insured by the Federal Deposit Insurance Corporation ("FDIC") or any other government agency. You may lose money by investing in the Fund. Below are all of the principal risks of investing in the Fund.

**Market Risk:** The possibility that the Fund's stock holdings will decline in price because of a broad stock market decline. Markets generally move in cycles, with periods of rising prices followed by periods of falling prices. The value of your investment will tend to increase or decrease in response to these movements.

## Sterling Capital Behavioral Large Cap Value Equity Fund

## Summary

**Investment Style Risk:** The possibility that a market segment on which this Fund focuses — large cap stocks, value stocks and momentum stocks — will underperform other kinds of investments or market averages. A value stock may decrease in price or may not increase in price as anticipated by the portfolio manager if other investors fail to recognize the company's value or the factors that the portfolio manager believes will cause the stock price to increase do not occur. A stock owned primarily for its momentum characteristics may start to underperform abruptly. In addition, the Fund's focus on behavioral finance principles may cause the Fund to underperform funds that do not employ a behavioral finance strategy. There can be no guarantee that the factors that the Fund's investment adviser considers in selecting stocks, and the weight that the adviser puts on each factor, will be effective in identifying and capitalizing on stock price anomalies.

**Company-Specific Risk:** The possibility that a particular stock may lose value due to factors specific to the company itself, including deterioration of its fundamental characteristics, an occurrence of adverse events at the company, or a downturn in its business prospects.

**Mid Capitalization Company Risk:** Investments in middle capitalization companies may be riskier, more volatile and more vulnerable to economic, market and industry changes than investments in larger, more established companies. As a result, share price changes may be more sudden or erratic than the prices of other equity securities, especially over the short term.

**Real Estate-Related Investment and REIT Risk:** Real estate-related investments may decline in value as a result of factors affecting the real estate industry. Risks associated with investments in securities of companies in the real estate industry include decline in the value of the underlying real estate, default, prepayment, changes in value resulting from changes in interest rates and demand for real and rental property, and the management skill and creditworthiness of REIT issuers. The Fund will indirectly bear its proportionate share of expenses, including management fees, paid by each REIT in which the Fund invests.

**ETF Risk:** The risks associated with investing in ETFs include the risks of owning the underlying securities the ETF is designed to track. Lack of liquidity in an ETF could result in the ETF being more volatile than the underlying portfolio of securities. When the Fund invests in an ETF, in addition to directly bearing expenses associated with its own operations, the Fund will bear a pro rata portion of the ETF's expenses. As a result, it may be more costly to own an ETF than owning the underlying portfolio of securities directly.

**Active Trading Risk:** The Fund may trade securities actively, which could increase its transaction costs (thereby lowering its performance) and may increase the amount of taxes that a shareholder pays, by increasing the amount of the Fund's realized capital gains and increasing the portion of the Fund's realized capital gains that are short-term capital gains.

**Operational and Technology Risk:** Cyber-attacks, disruptions, or failures that affect the Fund's service providers, counterparties, market participants, or issuers of securities held by the Fund may adversely affect the Fund and its shareholders, including by causing losses for the Fund or impairing Fund operations.

**Focused Investment Risk:** Investments focused in asset classes, countries, regions, sectors, industries, or issuers that are subject to the same or similar risk factors and investments whose prices are closely correlated are subject to greater overall risk than investments that are more diversified or whose prices are not as closely correlated.

**Management Risk:** The risk that an investment technique used by the Fund's portfolio manager may fail to produce the intended result.

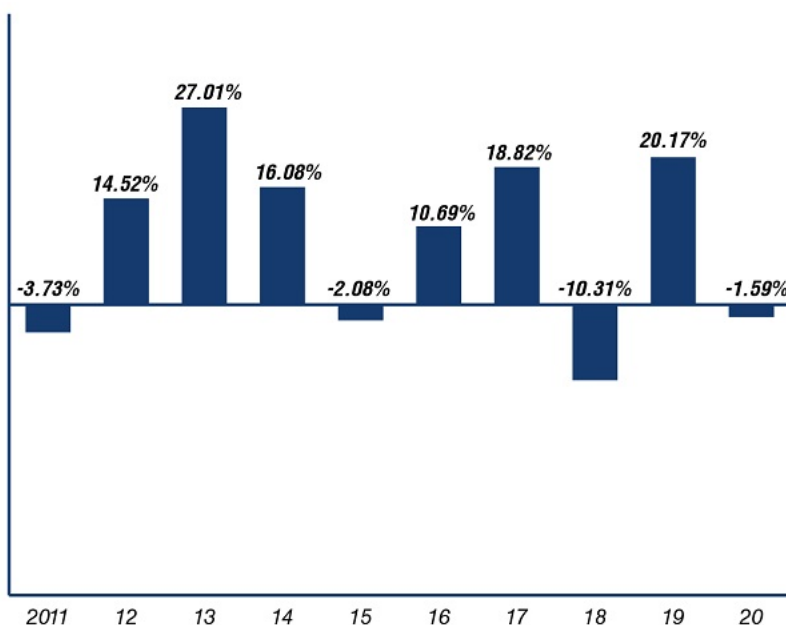
## Sterling Capital Behavioral Large Cap Value Equity Fund

## Summary

For more information about the Fund's risks, please see the "Additional Investment Strategies and Risks" section in this Prospectus.

**Performance**

The following bar chart and table provide some indication of the risks of investing in the Fund. The bar chart shows changes in the Fund's performance from year to year. The table shows how the Fund's average annual returns for 1, 5 and 10 years compared with those of a broad measure of market performance. The Fund's past performance (before and after taxes) is not necessarily an indication of how the Fund will perform in the future. *Updated performance information is available at no cost by visiting [www.sterlingcapitalfunds.com](http://www.sterlingcapitalfunds.com) or by calling 1-800-228-1872.*

**Institutional Shares Annual Total Returns for years ended 12/31**

Best quarter:	14.18%	12/31/2020
Worst quarter:	-26.64%	03/31/2020

	1 Year	5 Years	10 Years
<b>Institutional Shares</b>			
Return Before Taxes	-1.59%	6.88%	8.30%
Return After Taxes on Distributions	-2.44%	5.66%	7.53%
Return After Taxes on Distributions and Sale of Fund Shares	-0.50%	5.29%	6.70%
<b>Russell 1000® Value Index</b>			
(reflects no deductions for fees, expenses, or taxes)	2.80%	9.74%	10.50%

After-tax returns are calculated using the historical highest individual federal marginal income tax rates and do not reflect the impact of state and local taxes. Actual after-tax returns depend on an investor's tax situation and may differ from those shown. After-tax returns are not relevant to investors who hold their Fund shares through tax-advantaged arrangements such as 401(k) plans or individual retirement accounts.

## Sterling Capital Behavioral Large Cap Value Equity Fund

## Summary

## Management

**Investment Adviser**  
Sterling Capital Management LLC

**Portfolio Managers**  
Robert W. Bridges, CFA  
Senior Managing Director of Sterling Capital and Co-Portfolio Manager  
Since August 2013

Robert O. Weller, CFA  
Executive Director of Sterling Capital and Co-Portfolio Manager  
Since August 2013

## Purchase and Sale of Fund Shares

Account Type	Minimum Initial Investment*	Minimum Subsequent Investment
Regular Account	\$1,000,000	\$0
Automatic Investment Plan	\$1,000,000	\$25

\* Investors purchasing shares through Truist Bank, its affiliates or other financial service providers or intermediaries approved by the Fund and other investors approved by the Fund are not subject to a minimum initial investment requirement.

You may buy or sell Institutional Shares of the Fund through procedures established by the Fund in connection with the requirements of fiduciary, advisory, agency, custodial and other similar accounts maintained by or on behalf of customers of Truist Bank or one of its affiliates or other financial service providers or intermediaries approved by the Fund. These parties are responsible for transmitting orders by close of business. Institutional Shares are available for purchase on any business day when the New York Stock Exchange (the NYSE) is open for regular trading. Please contact your investment representative or institution or the Funds directly at 1-800-228-1872 for more information regarding purchasing, redeeming and exchanging shares. In addition, Institutional Shares are available for purchase at [www.sterlingcapitalfunds.com](http://www.sterlingcapitalfunds.com).

## Tax Information

The Fund normally distributes its net investment income and net realized capital gains, if any, to shareholders. These distributions are generally taxable to you as ordinary income or capital gains, unless you are investing through a tax-advantaged arrangement, such as a 401(k) plan (which may be taxable upon withdrawal) or an individual retirement account (which may be taxable upon withdrawal).

## Payments to Broker-Dealers and Other Financial Intermediaries

If you purchase the Fund through a broker-dealer or other financial intermediary (such as a bank), the Fund and its related companies may pay the intermediary for the sale of Fund shares and related services. These payments may create a conflict of interest by influencing the broker-dealer or other intermediary and your salesperson to recommend the Fund over another investment. Ask your salesperson or visit your financial intermediary's Web site for more information.



## Summary

## Sterling Capital Behavioral Large Cap Value Equity Fund

Class R6 Shares STRAX

### Investment Objective

The Fund seeks maximum long-term total return, by investing primarily in equity securities of large companies.

### Fee Table

This table describes the fees and expenses that you may pay if you buy, hold, and sell shares of the Fund. You may pay other fees, such as brokerage commissions and other fees to financial intermediaries, which are not reflected in the tables and examples below.

#### Shareholder Fees (fees paid directly from your investment)

	Class R6 Shares
Maximum Sales Charge (load) on Purchases (as a % of offering price)	None
Maximum Deferred Sales Charge (load) (as a % of the lesser of the cost of your shares or their net asset value at the time of redemption)	None
Redemption Fee	None

#### Annual Fund Operating Expenses (expenses that you pay each year as a percentage of the value of your investment)

	Class R6 Shares
Management Fees	0.45%
Distribution and Service (12b-1) Fees	0.00%
Other Expenses	0.21%
Total Annual Fund Operating Expenses	0.66%
Fee Waiver or Expense Reimbursement <sup>(1)</sup>	-0.05%
Total Annual Fund Operating Expenses After Fee Waiver or Expense Reimbursement <sup>(1)</sup>	0.61%

- <sup>(1)</sup> The Fund's administrator, Sterling Capital Management LLC ("Sterling Capital"), has contractually agreed to waive its administrative fees, pay Fund operating expenses, and/or reimburse the Fund 0.05% of the Class R6 Shares' average daily net assets for the period from February 1, 2021 through January 31, 2022. This contractual waiver may be terminated during this period only by the Fund's Board of Trustees, and will automatically terminate upon termination of the Administration Agreement between the Fund and Sterling Capital.

#### Example

This example is intended to help you compare the cost of investing in the Fund with the cost of investing in other mutual funds. The example assumes that you invest \$10,000 in the Fund for the time periods indicated and then redeem all of your shares at the end of those periods. The example also assumes that your investment has a 5% return each year and that the Fund's operating expenses remain the same, except for the expiration of the current contractual expense limitation on January 31, 2022. Although your actual costs may be higher or lower, based on these assumptions your costs would be:

	1 Year	3 Years	5 Years	10 Years
Class R6 Shares	\$62	\$206	\$363	\$818

## Sterling Capital Behavioral Large Cap Value Equity Fund

### Summary

#### Portfolio Turnover

The Fund pays transaction costs, such as commissions, when it buys and sells securities (or “turns over” its portfolio). A higher portfolio turnover rate may indicate higher transaction costs and may result in higher taxes when Fund shares are held in a taxable account. These costs, which are not reflected in annual fund operating expenses or in the example, affect the Fund’s performance. During the most recent fiscal year, the Fund’s portfolio turnover rate was 167.34% of the average value of its portfolio.

### Strategy, Risks and Performance

#### Principal Strategy

To pursue its investment objective, the Fund invests, under normal circumstances, at least 80% of its net assets plus borrowings for investment purposes in the equity securities of large companies. Large companies are defined as companies with market capitalizations within the range of those companies in the Standard & Poor’s 500<sup>®</sup> Index (“S&P 500<sup>®</sup> Index”) at the time of purchase. As of December 31, 2020, the smallest company in the S&P 500<sup>®</sup> Index had a market capitalization of \$4.2 billion and the largest company had a market capitalization of \$2.3 trillion. Under normal market conditions, the Fund primarily invests in U.S. traded equity securities. The term “U.S. traded equity securities” refers to domestically traded U.S. common stocks (including securities of real estate investment trusts (“REITs”) and exchange-traded funds (“ETFs”)) and U.S. traded equity stocks of foreign companies. The Fund may invest in securities of middle capitalization companies.

Sterling Capital Management LLC (“Sterling Capital”) applies “behavioral finance” principles in the construction of the Fund’s portfolio. Behavioral finance theorizes that investment decisions are often influenced by biases, heuristics (*i.e.*, experienced-based techniques for decision making) and emotion, and that investors can be predictable (and, at times, irrational) in their decision making. These emotionally charged investment decisions can lead to stock price anomalies that create opportunities in the marketplace. Sterling Capital seeks to capitalize on these behaviorally driven market anomalies by employing a disciplined investment process. In implementing behavioral finance principles, Sterling Capital ranks companies in the Fund’s investment universe based on a number of factors that it believes can be indicators of under- or over-valuation of a security by the market, such as valuation (*e.g.*, seeking to invest in companies that Sterling Capital believes are undervalued), price momentum (*e.g.*, identifying securities that Sterling Capital believes will experience sustained positive price momentum) and earnings revisions (*e.g.*, identifying and capitalizing on what Sterling Capital believes are under-reactions by the market to positive earnings revisions). Sterling Capital also takes into account such factors as market capitalization, country exposure, and sector exposure to construct a diversified portfolio. Sterling Capital considers selling a security when the security’s ranking becomes less attractive and/or in light of liquidity, sector exposure, country exposure or diversification considerations.

#### Principal Risks

All investments carry a certain amount of risk and the Fund cannot guarantee that it will achieve its investment objective. An investment in the Fund is not a deposit or obligation of any bank, is not endorsed or guaranteed by any bank and is not insured by the Federal Deposit Insurance Corporation (“FDIC”) or any other government agency. You may lose money by investing in the Fund. Below are all of the principal risks of investing in the Fund.

**Market Risk:** The possibility that the Fund’s stock holdings will decline in price because of a broad stock market decline. Markets generally move in cycles, with periods of rising prices followed by periods of falling prices. The value of your investment will tend to increase or decrease in response to these movements.

## Sterling Capital Behavioral Large Cap Value Equity Fund

## Summary

**Investment Style Risk:** The possibility that a market segment on which this Fund focuses — large cap stocks, value stocks and momentum stocks — will underperform other kinds of investments or market averages. A value stock may decrease in price or may not increase in price as anticipated by the portfolio manager if other investors fail to recognize the company's value or the factors that the portfolio manager believes will cause the stock price to increase do not occur. A stock owned primarily for its momentum characteristics may start to underperform abruptly. In addition, the Fund's focus on behavioral finance principles may cause the Fund to underperform funds that do not employ a behavioral finance strategy. There can be no guarantee that the factors that the Fund's investment adviser considers in selecting stocks, and the weight that the adviser puts on each factor, will be effective in identifying and capitalizing on stock price anomalies.

**Company-Specific Risk:** The possibility that a particular stock may lose value due to factors specific to the company itself, including deterioration of its fundamental characteristics, an occurrence of adverse events at the company, or a downturn in its business prospects.

**Mid Capitalization Company Risk:** Investments in middle capitalization companies may be riskier, more volatile and more vulnerable to economic, market and industry changes than investments in larger, more established companies. As a result, share price changes may be more sudden or erratic than the prices of other equity securities, especially over the short term.

**Real Estate-Related Investment and REIT Risk:** Real estate-related investments may decline in value as a result of factors affecting the real estate industry. Risks associated with investments in securities of companies in the real estate industry include decline in the value of the underlying real estate, default, prepayment, changes in value resulting from changes in interest rates and demand for real and rental property, and the management skill and creditworthiness of REIT issuers. The Fund will indirectly bear its proportionate share of expenses, including management fees, paid by each REIT in which the Fund invests.

**ETF Risk:** The risks associated with investing in ETFs include the risks of owning the underlying securities the ETF is designed to track. Lack of liquidity in an ETF could result in the ETF being more volatile than the underlying portfolio of securities. When the Fund invests in an ETF, in addition to directly bearing expenses associated with its own operations, the Fund will bear a pro rata portion of the ETF's expenses. As a result, it may be more costly to own an ETF than owning the underlying portfolio of securities directly.

**Active Trading Risk:** The Fund may trade securities actively, which could increase its transaction costs (thereby lowering its performance) and may increase the amount of taxes that a shareholder pays, by increasing the amount of the Fund's realized capital gains and increasing the portion of the Fund's realized capital gains that are short-term capital gains.

**Operational and Technology Risk:** Cyber-attacks, disruptions, or failures that affect the Fund's service providers, counterparties, market participants, or issuers of securities held by the Fund may adversely affect the Fund and its shareholders, including by causing losses for the Fund or impairing Fund operations.

**Focused Investment Risk:** Investments focused in asset classes, countries, regions, sectors, industries, or issuers that are subject to the same or similar risk factors and investments whose prices are closely correlated are subject to greater overall risk than investments that are more diversified or whose prices are not as closely correlated.

**Management Risk:** The risk that an investment technique used by the Fund's portfolio manager may fail to produce the intended result.



## Sterling Capital Behavioral Large Cap Value Equity Fund

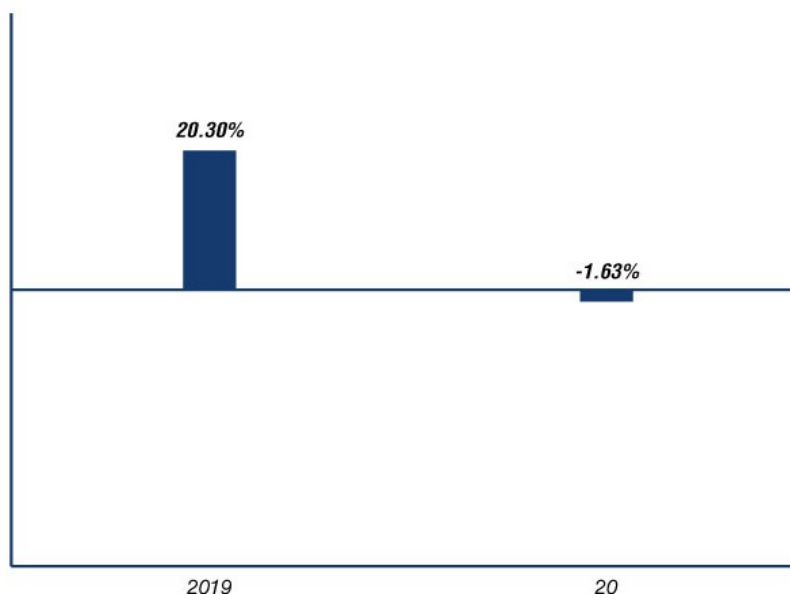
### Summary

For more information about the Fund's risks, please see the "Additional Investment Strategies and Risks" section in this Prospectus.

#### Performance

The following bar chart and table provide some indication of the risks of investing in the Fund. The bar chart shows changes in the Fund's performance from year to year. The table shows how the Fund's average annual returns for 1, 5 and 10 years compared with those of a broad measure of market performance. The Fund's past performance (before and after taxes) is not necessarily an indication of how the Fund will perform in the future. *Updated performance information is available at no cost by visiting [www.sterlingcapitalfunds.com](http://www.sterlingcapitalfunds.com) or by calling 1-800-228-1872.*

#### Class R6 Shares Annual Total Returns for years ended 12/31<sup>(1)</sup>



Best quarter:	14.10%	12/31/2020
Worst quarter:	-26.62%	03/31/2020

	1 Year	5 Years	10 Years
<b>Class R6 Shares<sup>(1)</sup></b>			
Return Before Taxes	-1.63%	6.91%	8.31%
Return After Taxes on Distributions	-2.47%	5.67%	7.54%
Return After Taxes on Distributions and Sale of Fund Shares	-0.52%	5.31%	6.71%
<b>Russell 1000® Value Index</b>			
(reflects no deductions for fees, expenses, or taxes)	2.80%	9.74%	10.50%

<sup>(1)</sup> Performance for Class R6 Shares for periods prior to inception on February 1, 2018 is based on the performance of the Institutional Shares of the Fund.

## Sterling Capital Behavioral Large Cap Value Equity Fund

### Summary

After-tax returns are calculated using the historical highest individual federal marginal income tax rates and do not reflect the impact of state and local taxes. Actual after-tax returns depend on an investor's tax situation and may differ from those shown. After-tax returns are not relevant to investors who hold their Fund shares through tax-advantaged arrangements such as 401(k) plans or individual retirement accounts.

### Management

**Investment Adviser**  
Sterling Capital Management LLC

**Portfolio Managers**  
Robert W. Bridges, CFA  
Senior Managing Director of Sterling Capital and Co-Portfolio Manager  
Since August 2013

Robert O. Weller, CFA  
Executive Director of Sterling Capital and Co-Portfolio Manager  
August 2013

### Purchase and Sale of Fund Shares

<b>Account and Investor Type</b>	<b>Minimum Initial Investment</b>	<b>Minimum Subsequent Investment</b>
Regular Account		
Group Retirement and Benefit Plans and 529 Plans	\$0	\$0
Eligible Institutional Investors and Accounts	\$5,000,000	\$0
Other Eligible Investors	\$10,000,000	\$0
Automatic Investment Plan		
Group Retirement and Benefit Plans and 529 Plans	\$0	\$25
Eligible Institutional Investors and Accounts	\$5,000,000	\$25
Other Eligible Investors	\$10,000,000	\$25

Class R6 Shares are available only to eligible group retirement and benefit plans, 529 plans, certain eligible institutional investors and accounts, including certain accounts at Truist Bank and its affiliates and predecessors where Truist Bank or its affiliates or predecessors (including, without limitation, their wealth management divisions) act in a fiduciary or discretionary capacity (excluding, without limitation, brokerage accounts), and certain other eligible investors that meet the applicable minimums stated above. Financial intermediaries such as clearing firms or record keepers that expect to receive compensation from a Fund or from Sterling Capital in the form of sub-recordkeeping, sub-transfer agency or other similar service fees are not eligible to purchase R6 Shares. R6 Shares are available for purchase on any business day when the New York Stock Exchange (the NYSE) is open for regular trading. Please contact your financial intermediary, plan administrator or the Funds directly at 1-800-228-1872 for more information regarding purchasing, redeeming and exchanging shares.

### Tax Information

The Fund normally distributes its net investment income and net realized capital gains, if any, to shareholders. These distributions are generally taxable to you as ordinary income or capital gains, unless you are investing through a tax-advantaged arrangement, such as a 401(k) plan (which may be taxable upon withdrawal).

**Sterling Capital Behavioral Large Cap Value Equity Fund****Summary****Payments to Broker-Dealers and Other Financial Intermediaries**

If you purchase the Fund through a broker-dealer or other financial intermediary (such as a bank), the Fund and its related companies may pay the intermediary for the sale of Fund shares and related services. These payments may create a conflict of interest by influencing the broker-dealer or other intermediary and your salesperson to recommend the Fund over another investment. Ask your salesperson or visit your financial intermediary's Web site for more information.



## Summary

## Sterling Capital Mid Value Fund

### Institutional Shares OVEIX

#### Investment Objective

The Fund seeks long-term growth of capital by investing the Fund's assets primarily in equity securities of companies that are considered to be undervalued.

#### Fee Table

This table describes the fees and expenses that you may pay if you buy, hold, and sell shares of the Fund. You may pay other fees, such as brokerage commissions and other fees to financial intermediaries, which are not reflected in the tables and examples below.

##### Shareholder Fees (fees paid directly from your investment)

	<b>Institutional Shares</b>
Maximum Sales Charge (load) on Purchases (as a % of offering price)	None
Maximum Deferred Sales Charge (load) (as a % of the lesser of the cost of your shares or their net asset value at the time of redemption)	None
Redemption Fee	None

##### Annual Fund Operating Expenses (expenses that you pay each year as a percentage of the value of your investment)

	<b>Institutional Shares</b>
Management Fees	0.60%
Distribution and Service (12b-1) Fees	0.00%
Other Expenses	0.32%
Acquired Fund Fees and Expenses <sup>(1)</sup>	0.01%
Total Annual Fund Operating Expenses <sup>(1)</sup>	0.93%

- (1) The Total Annual Fund Operating Expenses in the table above include fees and expenses incurred indirectly by the Fund as a result of its investment in other investment companies. To the extent that the Fund invests in acquired funds, Total Annual Fund Operating Expenses will not correlate to the ratio of expenses to average net assets in the Fund's Financial Highlights since the Financial Highlights reflect actual operating expenses of the Fund and do not include Acquired Fund Fees and Expenses.

#### Example

This example is intended to help you compare the cost of investing in the Fund with the cost of investing in other mutual funds. The example assumes that you invest \$10,000 in the Fund for the time periods indicated and then redeem all of your shares at the end of those periods. The example also assumes that your investment has a 5% return each year and that the Fund's operating expenses remain the same. Although your actual costs may be higher or lower, based on these assumptions your costs would be:

	<b>1 Year</b>	<b>3 Years</b>	<b>5 Years</b>	<b>10 Years</b>
<b>Institutional Shares</b>	\$95	\$296	\$515	\$1,143

## Sterling Capital Mid Value Fund

## Summary

**Portfolio Turnover**

The Fund pays transaction costs, such as commissions, when it buys and sells securities (or “turns over” its portfolio). A higher portfolio turnover rate may indicate higher transaction costs and may result in higher taxes when Fund shares are held in a taxable account. These costs, which are not reflected in annual fund operating expenses or in the example, affect the Fund’s performance. During the most recent fiscal year, the Fund’s portfolio turnover rate was 28.77% of the average value of its portfolio.

## Strategy, Risks and Performance

**Principal Strategy**

To pursue its investment objective, the Fund will invest, under normal circumstances, at least 80% of its net assets plus borrowings for investment purposes in the securities of middle capitalization companies. Middle capitalization companies are defined as companies with market capitalizations within the range of those companies in the Russell Midcap<sup>®</sup> Index at the time of purchase. As of December 31, 2020, the capitalization range of the Russell Midcap<sup>®</sup> Index was between \$624 million and \$59.7 billion. Under normal market conditions, the Fund primarily invests in domestically traded U.S. common stocks, U.S. traded common stocks of foreign companies (including stocks of issuers located in emerging markets), and American Depositary Receipts (“ADRs”). The Fund may have exposure to emerging markets through its investments in ADRs. The Fund may invest in securities of small and large capitalization companies.

In managing the Fund, the portfolio manager attempts to diversify across different economic sectors, selecting those stocks that he believes are undervalued. In choosing individual stocks, the portfolio manager considers both quantitative and qualitative factors to examine the fundamental characteristics of a particular company. Quantitative analysis focuses on businesses with strong cash flow, high return on invested capital, and on attractive growth prospects. Qualitative characteristics the portfolio manager looks for include companies with a sustainable competitive advantage, a favorable industry structure and a strong management team focused on creating shareholder value. The portfolio manager may consider selling a stock owned by the Fund when the stock price exceeds the portfolio manager’s estimate of fair value, key fundamentals change or the expected level of progress cannot be demonstrated. The Fund may reduce its position in a particular stock if the stock represents a disproportionately large position within the Fund’s portfolio, or more attractive investment alternatives are identified.

**Principal Risks**

All investments carry a certain amount of risk and the Fund cannot guarantee that it will achieve its investment objective. An investment in the Fund is not a deposit or obligation of any bank, is not endorsed or guaranteed by any bank and is not insured by the Federal Deposit Insurance Corporation (“FDIC”) or any other government agency. You may lose money by investing in the Fund. Below are all of the principal risks of investing in the Fund.

**Market Risk:** The possibility that the Fund’s stock holdings will decline in price because of a broad stock market decline. Markets generally move in cycles, with periods of rising prices followed by periods of falling prices. The value of your investment will tend to increase or decrease in response to these movements.

**Investment Style Risk:** The possibility that the market segment on which this Fund focuses — mid cap value stocks — will underperform other kinds of investments or market averages. A value stock may decrease in price or may not increase in price as anticipated by the portfolio manager if other investors fail to recognize the company’s value or the factors that the portfolio manager believes will cause the stock price to increase do not occur.

## Summary

**Small Capitalization Company Risk:** Investing in smaller, lesser-known companies involves greater risk than investing in those that are more established. A small company's financial well-being may, for example, depend heavily on just a few products or services. In addition, small company stocks tend to trade less frequently and in lesser quantities, and their market prices often fluctuate more, than those of larger firms.

**Mid Capitalization Company Risk:** Investments in middle capitalization companies may be riskier, more volatile and more vulnerable to economic, market and industry changes than investments in larger, more established companies. As a result, share price changes may be more sudden or erratic than the prices of other equity securities, especially over the short term.

**Company-Specific Risk:** The possibility that a particular stock may lose value due to factors specific to the company itself, including deterioration of its fundamental characteristics, an occurrence of adverse events at the company, or a downturn in its business prospects.

**Foreign Investment Risk:** Foreign securities involve risks not typically associated with investing in U.S. securities. Foreign securities may be adversely affected by various factors, including currency fluctuations and social, economic or political instability.

**Emerging Markets Risk:** The risks associated with foreign investments (see "Foreign Investment Risk" above) are particularly pronounced in connection with investments in emerging markets.

**Operational and Technology Risk:** Cyber-attacks, disruptions, or failures that affect the Fund's service providers, counterparties, market participants, or issuers of securities held by the Fund may adversely affect the Fund and its shareholders, including by causing losses for the Fund or impairing Fund operations.

**Focused Investment Risk:** Investments focused in asset classes, countries, regions, sectors, industries, or issuers that are subject to the same or similar risk factors and investments whose prices are closely correlated are subject to greater overall risk than investments that are more diversified or whose prices are not as closely correlated.

**Management Risk:** The risk that an investment technique used by the Fund's portfolio manager may fail to produce the intended result.

For more information about the Fund's risks, please see the "Additional Investment Strategies and Risks" section in this Prospectus.

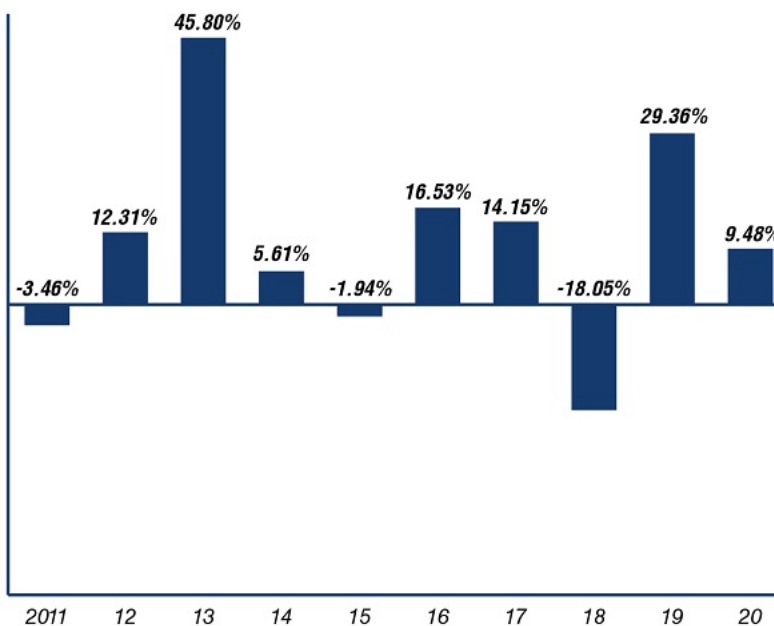
### Performance

The following bar chart and table provide some indication of the risks of investing in the Fund. The bar chart shows changes in the Fund's performance from year to year. The table shows how the Fund's average annual returns for 1, 5 and 10 years compared with those of a broad measure of market performance. The Fund's past performance (before and after taxes) is not necessarily an indication of how the Fund will perform in the future. *Updated performance information is available at no cost by visiting [www.sterlingcapitalfunds.com](http://www.sterlingcapitalfunds.com) or by calling 1-800-228-1872.*

## Sterling Capital Mid Value Fund

## Summary

## Institutional Shares Annual Total Returns for years ended 12/31



Best quarter: 24.45% 12/31/2020  
Worst quarter: -32.66% 03/31/2020

	1 Year	5 Years	10 Years
<b>Institutional Shares</b>			
Return Before Taxes	9.48%	9.07%	9.71%
Return After Taxes on Distributions	9.35%	7.49%	8.05%
Return After Taxes on Distributions and Sale of Fund Shares	5.66%	6.90%	7.60%
<b>Russell Midcap<sup>®</sup> Value Index</b>			
(reflects no deductions for fees, expenses, or taxes)	4.96%	9.73%	10.49%

After-tax returns are calculated using the historical highest individual federal marginal income tax rates and do not reflect the impact of state and local taxes. Actual after-tax returns depend on an investor's tax situation and may differ from those shown. After-tax returns are not relevant to investors who hold their Fund shares through tax-advantaged arrangements such as 401(k) plans or individual retirement accounts.

## Management

**Investment Adviser**

Sterling Capital Management LLC ("Sterling Capital")

**Portfolio Managers**

Patrick W. Rau, CFA

Managing Director of Sterling Capital and Lead Portfolio Manager

Since July 2020

(formerly, Co-Portfolio Manager and Associate Portfolio Manager from February 2016-July 2020)

**Sterling Capital Mid Value Fund****Summary**

Lee D. Houser, CFA  
Executive Director of Sterling Capital and Associate Portfolio Manager  
Since February 2020

William C. Smith, CFA  
Executive Director of Sterling Capital and Associate Portfolio Manager  
Since February 2020

**Purchase and Sale of Fund Shares**

<b>Account Type</b>	<b>Minimum Initial Investment*</b>	<b>Minimum Subsequent Investment</b>
Regular Account	\$1,000,000	\$0
Automatic Investment Plan	\$1,000,000	\$25

\* Investors purchasing shares through Truist Bank, its affiliates or other financial service providers or intermediaries approved by the Fund and other investors approved by the Fund are not subject to a minimum initial investment requirement.

You may buy or sell Institutional Shares of the Fund through procedures established by the Fund in connection with the requirements of fiduciary, advisory, agency, custodial and other similar accounts maintained by or on behalf of customers of Truist Bank or one of its affiliates or other financial service providers or intermediaries approved by the Fund. These parties are responsible for transmitting orders by close of business. Institutional Shares are available for purchase on any business day when the New York Stock Exchange (the NYSE) is open for regular trading. Please contact your investment representative or institution or the Funds directly at 1-800-228-1872 for more information regarding purchasing, redeeming and exchanging shares. In addition, Institutional Shares are available for purchase at [www.sterlingcapitalfunds.com](http://www.sterlingcapitalfunds.com).

**Tax Information**

The Fund normally distributes its net investment income and net realized capital gains, if any, to shareholders. These distributions are generally taxable to you as ordinary income or capital gains, unless you are investing through a tax-advantaged arrangement, such as a 401(k) plan (which may be taxable upon withdrawal) or an individual retirement account (which may be taxable upon withdrawal).

**Payments to Broker-Dealers and Other Financial Intermediaries**

If you purchase the Fund through a broker-dealer or other financial intermediary (such as a bank), the Fund and its related companies may pay the intermediary for the sale of Fund shares and related services. These payments may create a conflict of interest by influencing the broker-dealer or other intermediary and your salesperson to recommend the Fund over another investment. Ask your salesperson or visit your financial intermediary's Web site for more information.





## Summary

## Sterling Capital Mid Value Fund

### Class R Shares OVERX

#### Investment Objective

The Fund seeks long-term growth of capital by investing the Fund's assets primarily in equity securities of companies that are considered to be undervalued.

#### Fee Table

This table describes the fees and expenses that you may pay if you buy, hold, and sell shares of the Fund. You may pay other fees, such as brokerage commissions and other fees to financial intermediaries, which are not reflected in the tables and examples below.

##### Shareholder Fees (fees paid directly from your investment)

	Class R Shares
Maximum Sales Charge (load) on Purchases (as a % of offering price)	None
Maximum Deferred Sales Charge (load) (as a % of the lesser of the cost of your shares or their net asset value at the time of redemption)	None
Redemption Fee	None

##### Annual Fund Operating Expenses (expenses that you pay each year as a percentage of the value of your investment)

	Class R Shares
Management Fees	0.60%
Distribution and Service (12b-1) Fees	0.50%
Other Expenses	0.32%
Acquired Fund Fees and Expenses <sup>(1)</sup>	0.01%
Total Annual Fund Operating Expenses <sup>(1)</sup>	1.43%

- (1) The Total Annual Fund Operating Expenses in the table above include fees and expenses incurred indirectly by the Fund as a result of its investment in other investment companies. To the extent that the Fund invests in acquired funds, Total Annual Fund Operating Expenses will not correlate to the ratio of expenses to average net assets in the Fund's Financial Highlights since the Financial Highlights reflect actual operating expenses of the Fund and do not include Acquired Fund Fees and Expenses.

##### Example

This example is intended to help you compare the cost of investing in the Fund with the cost of investing in other mutual funds. The example assumes that you invest \$10,000 in the Fund for the time periods indicated and then redeem all of your shares at the end of those periods. The example also assumes that your investment has a 5% return each year and that the Fund's operating expenses remain the same. Although your actual costs may be higher or lower, based on these assumptions your costs would be:

	1 Year	3 Years	5 Years	10 Years
Class R Shares	\$146	\$452	\$782	\$1,713

**Sterling Capital Mid Value Fund****Summary****Portfolio Turnover**

The Fund pays transaction costs, such as commissions, when it buys and sells securities (or “turns over” its portfolio). A higher portfolio turnover rate may indicate higher transaction costs and may result in higher taxes when Fund shares are held in a taxable account. These costs, which are not reflected in annual fund operating expenses or in the example, affect the Fund’s performance. During the most recent fiscal year, the Fund’s portfolio turnover rate was 28.77% of the average value of its portfolio.

**Strategy, Risks and Performance****Principal Strategy**

To pursue its investment objective, the Fund will invest, under normal circumstances, at least 80% of its net assets plus borrowings for investment purposes in the securities of middle capitalization companies. Middle capitalization companies are defined as companies with market capitalizations within the range of those companies in the Russell Midcap<sup>®</sup> Index at the time of purchase. As of December 31, 2020, the capitalization range of the Russell Midcap<sup>®</sup> Index was between \$624 million and \$59.7 billion. Under normal market conditions, the Fund primarily invests in domestically traded U.S. common stocks, U.S. traded common stocks of foreign companies (including stocks of issuers located in emerging markets), and American Depositary Receipts (“ADRs”). The Fund may have exposure to emerging markets through its investments in ADRs. The Fund may invest in securities of small and large capitalization companies.

In managing the Fund, the portfolio manager attempts to diversify across different economic sectors, selecting those stocks that he believes are undervalued. In choosing individual stocks, the portfolio manager considers both quantitative and qualitative factors to examine the fundamental characteristics of a particular company. Quantitative analysis focuses on businesses with strong cash flow, high return on invested capital, and on attractive growth prospects. Qualitative characteristics the portfolio manager looks for include companies with a sustainable competitive advantage, a favorable industry structure and a strong management team focused on creating shareholder value. The portfolio manager may consider selling a stock owned by the Fund when the stock price exceeds the portfolio manager’s estimate of fair value, key fundamentals change or the expected level of progress cannot be demonstrated. The Fund may reduce its position in a particular stock if the stock represents a disproportionately large position within the Fund’s portfolio, or more attractive investment alternatives are identified.

**Principal Risks**

All investments carry a certain amount of risk and the Fund cannot guarantee that it will achieve its investment objective. An investment in the Fund is not a deposit or obligation of any bank, is not endorsed or guaranteed by any bank and is not insured by the Federal Deposit Insurance Corporation (“FDIC”) or any other government agency. You may lose money by investing in the Fund. Below are all of the principal risks of investing in the Fund.

**Market Risk:** The possibility that the Fund’s stock holdings will decline in price because of a broad stock market decline. Markets generally move in cycles, with periods of rising prices followed by periods of falling prices. The value of your investment will tend to increase or decrease in response to these movements.

**Investment Style Risk:** The possibility that the market segment on which this Fund focuses — mid cap value stocks — will underperform other kinds of investments or market averages. A value stock may decrease in price or may not increase in price as anticipated by the portfolio manager if other investors fail to recognize the company’s value or the factors that the portfolio manager believes will cause the stock price to increase do not occur.

## Sterling Capital Mid Value Fund

## Summary

**Small Capitalization Company Risk:** Investing in smaller, lesser-known companies involves greater risk than investing in those that are more established. A small company's financial well-being may, for example, depend heavily on just a few products or services. In addition, small company stocks tend to trade less frequently and in lesser quantities, and their market prices often fluctuate more, than those of larger firms.

**Mid Capitalization Company Risk:** Investments in middle capitalization companies may be riskier, more volatile and more vulnerable to economic, market and industry changes than investments in larger, more established companies. As a result, share price changes may be more sudden or erratic than the prices of other equity securities, especially over the short term.

**Company-Specific Risk:** The possibility that a particular stock may lose value due to factors specific to the company itself, including deterioration of its fundamental characteristics, an occurrence of adverse events at the company, or a downturn in its business prospects.

**Foreign Investment Risk:** Foreign securities involve risks not typically associated with investing in U.S. securities. Foreign securities may be adversely affected by various factors, including currency fluctuations and social, economic or political instability.

**Emerging Markets Risk:** The risks associated with foreign investments (see "Foreign Investment Risk" above) are particularly pronounced in connection with investments in emerging markets.

**Operational and Technology Risk:** Cyber-attacks, disruptions, or failures that affect the Fund's service providers, counterparties, market participants, or issuers of securities held by the Fund may adversely affect the Fund and its shareholders, including by causing losses for the Fund or impairing Fund operations.

**Focused Investment Risk:** Investments focused in asset classes, countries, regions, sectors, industries, or issuers that are subject to the same or similar risk factors and investments whose prices are closely correlated are subject to greater overall risk than investments that are more diversified or whose prices are not as closely correlated.

**Management Risk:** The risk that an investment technique used by the Fund's portfolio manager may fail to produce the intended result.

For more information about the Fund's risks, please see the "Additional Investment Strategies and Risks" section in this Prospectus.

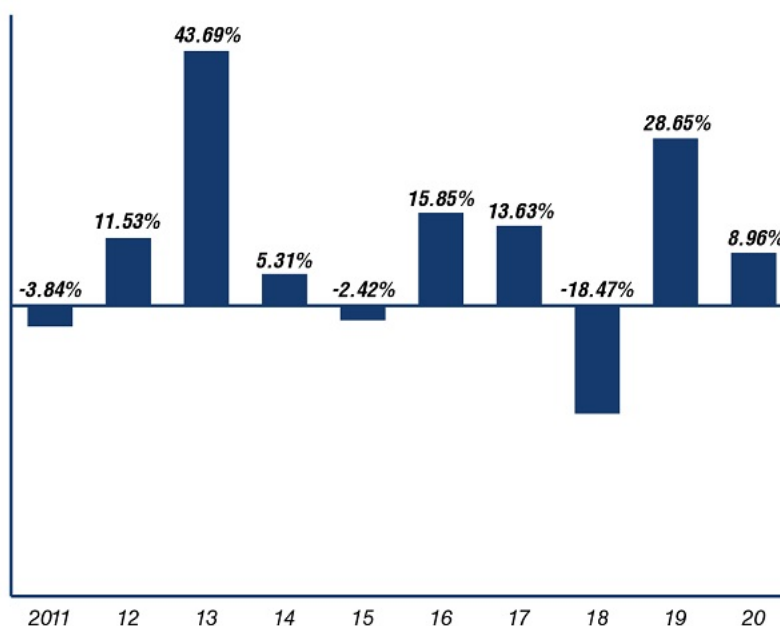
#### Performance

The following bar chart and table provide some indication of the risks of investing in the Fund. The bar chart shows changes in the Fund's performance from year to year for Class R Shares. The table shows how the Fund's average annual returns for 1, 5 and 10 years compared with those of a broad measure of market performance. The Fund's past performance (before and after taxes) is not necessarily an indication of how the Fund will perform in the future. *Updated performance information is available at no cost by visiting [www.sterlingcapitalfunds.com](http://www.sterlingcapitalfunds.com) or by calling 1-800-228-1872.*

## Sterling Capital Mid Value Fund

## Summary

## Class R Shares Annual Total Returns for years ended 12/31



Best quarter: 24.31% 12/31/2020  
Worst quarter: -32.76% 03/31/2020

	1 Year	5 Years	10 Years
<b>Class R Shares</b>			
Return Before Taxes	8.96%	8.51%	9.07%
Return After Taxes on Distributions	8.96%	6.90%	7.41%
Return After Taxes on Distributions and Sale of Fund Shares	5.31%	6.45%	7.06%
<b>Russell Midcap<sup>®</sup> Value Index</b>			
(reflects no deductions for fees, expenses, or taxes)	4.96%	9.73%	10.49%

After-tax returns are calculated using the historical highest individual federal marginal income tax rates and do not reflect the impact of state and local taxes. Actual after-tax returns depend on an investor's tax situation and may differ from those shown. After-tax returns are not relevant to investors who hold their Fund shares through tax-advantaged arrangements such as 401(k) plans or individual retirement accounts.

## Management

**Investment Adviser**

Sterling Capital Management LLC ("Sterling Capital")

**Portfolio Managers**

Patrick W. Rau, CFA

Managing Director of Sterling Capital and Lead Portfolio Manager

Since July 2020

(formerly, Co-Portfolio Manager and Associate Portfolio Manager from February 2016-July 2020)

Summary

Lee D. Houser, CFA  
Executive Director of Sterling Capital and Associate Portfolio Manager  
Since February 2020

William C. Smith, CFA  
Executive Director of Sterling Capital and Associate Portfolio Manager  
Since February 2020

Purchase and Sale of Fund Shares

Account Type	Minimum Initial Investment	Minimum Subsequent Investment
Regular Account	\$1,000	\$0
Automatic Investment Plan	\$25	\$25

Class R Shares are available only to certain specified benefits plans (an “Eligible Plan”), such as 401(k) plans, 457 plans, and employer sponsored 403(b) plans whereby the plan or the plan’s financial service firm has an agreement with the Fund, Distributor or Adviser to utilize Class R Shares in certain investment products or programs. Class R Shares also are available to certain registered investment adviser platforms and wrap products. Eligible Plan participants generally must contact their plan administrator to open an account or purchase, redeem or exchange shares. Please call 1-800-228-1872 for more information.

Tax Information

The Fund normally distributes its net investment income and net realized capital gains, if any, to shareholders. These distributions are generally taxable to you as ordinary income or capital gains, unless you are investing through a tax-advantaged arrangement, such as a 401(k) plan (which may be taxable upon withdrawal) or an individual retirement account (which may be taxable upon withdrawal).

Payments to Broker-Dealers and Other Financial Intermediaries

If you purchase the Fund through a broker-dealer or other financial intermediary (such as a bank), the Fund and its related companies may pay the intermediary for the sale of Fund shares and related services. These payments may create a conflict of interest by influencing the broker-dealer or other intermediary and your salesperson to recommend the Fund over another investment. Ask your salesperson or visit your financial intermediary’s Web site for more information.



## Summary

## Sterling Capital Mid Value Fund

Class R6 Shares STRMX

### Investment Objective

The Fund seeks long-term growth of capital by investing the Fund's assets primarily in equity securities of companies that are considered to be undervalued.

### Fee Table

This table describes the fees and expenses that you may pay if you buy, hold, and sell shares of the Fund. You may pay other fees, such as brokerage commissions and other fees to financial intermediaries, which are not reflected in the tables and examples below.

#### Shareholder Fees (fees paid directly from your investment)

	Class R6 Shares
Maximum Sales Charge (load) on Purchases (as a % of offering price)	None
Maximum Deferred Sales Charge (load) (as a % of the lesser of the cost of your shares or their net asset value at the time of redemption)	None
Redemption Fee	None

#### Annual Fund Operating Expenses (expenses that you pay each year as a percentage of the value of your investment)

	Class R6 Shares
Management Fees	0.60%
Distribution and Service (12b-1) Fees	0.00%
Other Expenses	0.32%
Acquired Fund Fees and Expenses <sup>(1)</sup>	0.01%
Total Annual Fund Operating Expenses <sup>(1)</sup>	0.93%
Fee Waiver or Expense Reimbursement <sup>(2)</sup>	-0.09%
Total Annual Fund Operating Expenses After Fee Waiver or Expense Reimbursement <sup>(1), (2)</sup>	0.84%

(1) The Total Annual Fund Operating Expenses in the table above include fees and expenses incurred indirectly by the Fund as a result of its investment in other investment companies. To the extent that the Fund invests in acquired funds, Total Annual Fund Operating Expenses will not correlate to the ratio of expenses to average net assets in the Fund's Financial Highlights since the Financial Highlights reflect actual operating expenses of the Fund and do not include Acquired Fund Fees and Expenses.

(2) The Fund's administrator, Sterling Capital Management LLC ("Sterling Capital"), has contractually agreed to waive its administrative fees, pay Fund operating expenses, and/or reimburse the Fund 0.09% of the Class R6 Shares' average daily net assets for the period from February 1, 2021 through January 31, 2022. This contractual waiver may be terminated during this period only by the Fund's Board of Trustees, and will automatically terminate upon termination of the Administration Agreement between the Fund and Sterling Capital.

Summary

Example

This example is intended to help you compare the cost of investing in the Fund with the cost of investing in other mutual funds. The example assumes that you invest \$10,000 in the Fund for the time periods indicated and then redeem all of your shares at the end of those periods. The example also assumes that your investment has a 5% return each year and that the Fund’s operating expenses remain the same, except for the expiration of the current contractual expense limitation on January 31, 2022. Although your actual costs may be higher or lower, based on these assumptions your costs would be:

	1 Year	3 Years	5 Years	10 Years
Class R6 Shares	\$86	\$287	\$506	\$1,135

Portfolio Turnover

The Fund pays transaction costs, such as commissions, when it buys and sells securities (or “turns over” its portfolio). A higher portfolio turnover rate may indicate higher transaction costs and may result in higher taxes when Fund shares are held in a taxable account. These costs, which are not reflected in annual fund operating expenses or in the example, affect the Fund’s performance. During the most recent fiscal year, the Fund’s portfolio turnover rate was 28.77% of the average value of its portfolio.

Strategy, Risks and Performance

Principal Strategy

To pursue its investment objective, the Fund will invest, under normal circumstances, at least 80% of its net assets plus borrowings for investment purposes in the securities of middle capitalization companies. Middle capitalization companies are defined as companies with market capitalizations within the range of those companies in the Russell Midcap® Index at the time of purchase. As of December 31, 2020, the capitalization range of the Russell Midcap® Index was between \$624 million and \$59.7 billion. Under normal market conditions, the Fund primarily invests in domestically traded U.S. common stocks, U.S. traded common stocks of foreign companies (including stocks of issuers located in emerging markets), and American Depositary Receipts (“ADRs”). The Fund may have exposure to emerging markets through its investments in ADRs. The Fund may invest in securities of small and large capitalization companies.

In managing the Fund, the portfolio manager attempts to diversify across different economic sectors, selecting those stocks that he believes are undervalued. In choosing individual stocks, the portfolio manager considers both quantitative and qualitative factors to examine the fundamental characteristics of a particular company. Quantitative analysis focuses on businesses with strong cash flow, high return on invested capital, and on attractive growth prospects. Qualitative characteristics the portfolio manager looks for include companies with a sustainable competitive advantage, a favorable industry structure and a strong management team focused on creating shareholder value. The portfolio manager may consider selling a stock owned by the Fund when the stock price exceeds the portfolio manager’s estimate of fair value, key fundamentals change or the expected level of progress cannot be demonstrated. The Fund may reduce its position in a particular stock if the stock represents a disproportionately large position within the Fund’s portfolio, or more attractive investment alternatives are identified.

## Summary

### Principal Risks

All investments carry a certain amount of risk and the Fund cannot guarantee that it will achieve its investment objective. An investment in the Fund is not a deposit or obligation of any bank, is not endorsed or guaranteed by any bank and is not insured by the Federal Deposit Insurance Corporation ("FDIC") or any other government agency. You may lose money by investing in the Fund. Below are all of the principal risks of investing in the Fund.

**Market Risk:** The possibility that the Fund's stock holdings will decline in price because of a broad stock market decline. Markets generally move in cycles, with periods of rising prices followed by periods of falling prices. The value of your investment will tend to increase or decrease in response to these movements.

**Investment Style Risk:** The possibility that the market segment on which this Fund focuses — mid cap value stocks — will underperform other kinds of investments or market averages. A value stock may decrease in price or may not increase in price as anticipated by the portfolio manager if other investors fail to recognize the company's value or the factors that the portfolio manager believes will cause the stock price to increase do not occur.

**Small Capitalization Company Risk:** Investing in smaller, lesser-known companies involves greater risk than investing in those that are more established. A small company's financial well-being may, for example, depend heavily on just a few products or services. In addition, small company stocks tend to trade less frequently and in lesser quantities, and their market prices often fluctuate more, than those of larger firms.

**Mid Capitalization Company Risk:** Investments in middle capitalization companies may be riskier, more volatile and more vulnerable to economic, market and industry changes than investments in larger, more established companies. As a result, share price changes may be more sudden or erratic than the prices of other equity securities, especially over the short term.

**Company-Specific Risk:** The possibility that a particular stock may lose value due to factors specific to the company itself, including deterioration of its fundamental characteristics, an occurrence of adverse events at the company, or a downturn in its business prospects.

**Foreign Investment Risk:** Foreign securities involve risks not typically associated with investing in U.S. securities. Foreign securities may be adversely affected by various factors, including currency fluctuations and social, economic or political instability.

**Emerging Markets Risk:** The risks associated with foreign investments (see "Foreign Investment Risk" above) are particularly pronounced in connection with investments in emerging markets.

**Operational and Technology Risk:** Cyber-attacks, disruptions, or failures that affect the Fund's service providers, counterparties, market participants, or issuers of securities held by the Fund may adversely affect the Fund and its shareholders, including by causing losses for the Fund or impairing Fund operations.

**Focused Investment Risk:** Investments focused in asset classes, countries, regions, sectors, industries, or issuers that are subject to the same or similar risk factors and investments whose prices are closely correlated are subject to greater overall risk than investments that are more diversified or whose prices are not as closely correlated.

**Management Risk:** The risk that an investment technique used by the Fund's portfolio manager may fail to produce the intended result.



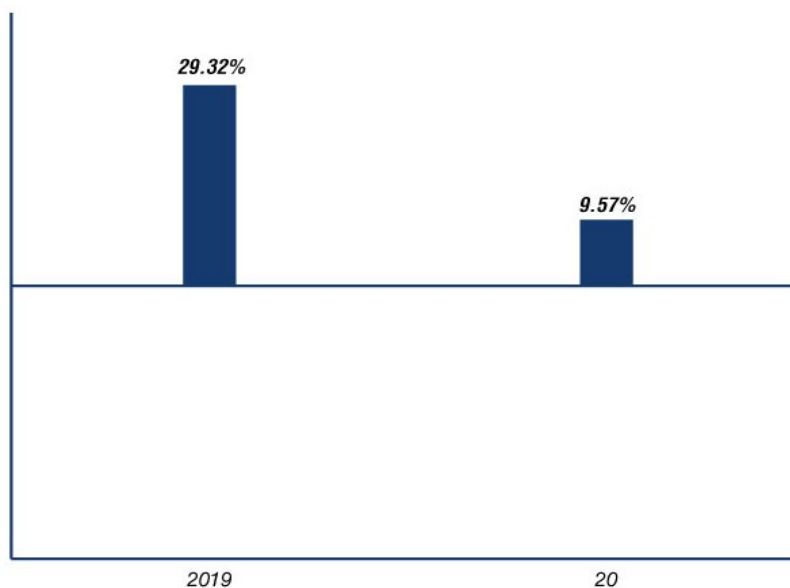
## Sterling Capital Mid Value Fund

## Summary

For more information about the Fund's risks, please see the "Additional Investment Strategies and Risks" section in this Prospectus.

**Performance**

The following bar chart and table provide some indication of the risks of investing in the Fund. The bar chart shows changes in the Fund's performance from year to year. The table shows how the Fund's average annual returns for 1, 5 and 10 years compared with those of a broad measure of market performance. The Fund's past performance (before and after taxes) is not necessarily an indication of how the Fund will perform in the future. *Updated performance information is available at no cost by visiting [www.sterlingcapitalfunds.com](http://www.sterlingcapitalfunds.com) or by calling 1-800-228-1872.*

**Class R6 Shares Annual Total Returns for years ended 12/31<sup>(1)</sup>**

Best quarter:	24.53%	12/31/2020
Worst quarter:	-32.68%	03/31/2020

	1 Year	5 Years	10 Years
<b>Class R6 Shares<sup>(1)</sup></b>			
Return Before Taxes	9.57%	9.12%	9.74%
Return After Taxes on Distributions	9.42%	7.52%	8.07%
Return After Taxes on Distributions and Sale of Fund Shares	5.72%	6.93%	7.61%
<b>Russell Midcap<sup>®</sup> Value Index</b>			
(reflects no deductions for fees, expenses, or taxes)	4.96%	9.73%	10.49%

(1) Performance for Class R6 Shares for periods prior to inception on February 1, 2018 is based on the performance of the Institutional Shares of the Fund.

**Sterling Capital Mid Value Fund****Summary**

After-tax returns are calculated using the historical highest individual federal marginal income tax rates and do not reflect the impact of state and local taxes. Actual after-tax returns depend on an investor's tax situation and may differ from those shown. After-tax returns are not relevant to investors who hold their Fund shares through tax-advantaged arrangements such as 401(k) plans or individual retirement accounts.

**Management****Investment Adviser**

Sterling Capital Management LLC ("Sterling Capital")

**Portfolio Managers**

Patrick W. Rau, CFA

Managing Director of Sterling Capital and Lead Portfolio Manager

Since July 2020

(formerly, Co-Portfolio Manager and Associate Portfolio Manager from February 2016-July 2020)

Lee D. Houser, CFA

Executive Director of Sterling Capital and Associate Portfolio Manager

Since February 2020

William C. Smith, CFA

Executive Director of Sterling Capital and Associate Portfolio Manager

Since February 2020

**Purchase and Sale of Fund Shares**

<b>Account and Investor Type</b>	<b>Minimum Initial Investment</b>	<b>Minimum Subsequent Investment</b>
Regular Account		
Group Retirement and Benefit Plans and 529 Plans	\$0	\$0
Eligible Institutional Investors and Accounts	\$5,000,000	\$0
Other Eligible Investors	\$10,000,000	\$0
Automatic Investment Plan		
Group Retirement and Benefit Plans and 529 Plans	\$0	\$25
Eligible Institutional Investors and Accounts	\$5,000,000	\$25
Other Eligible Investors	\$10,000,000	\$25

Class R6 Shares are available only to eligible group retirement and benefit plans, 529 plans, certain eligible institutional investors and accounts, including certain accounts at Truist Bank and its affiliates and predecessors where Truist Bank or its affiliates or predecessors (including, without limitation, their wealth management divisions) act in a fiduciary or discretionary capacity (excluding, without limitation, brokerage accounts), and certain other eligible investors that meet the applicable minimums stated above. Financial intermediaries such as clearing firms or record keepers that expect to receive compensation from a Fund or from Sterling Capital in the form of sub-recordkeeping, sub-transfer agency or other similar service fees are not eligible to purchase R6 Shares. R6 Shares are available for purchase on any business day when the New York Stock Exchange (the NYSE) is open for regular trading. Please contact your financial intermediary, plan administrator or the Funds directly at 1-800-228-1872 for more information regarding purchasing, redeeming and exchanging shares.

**Sterling Capital Mid Value Fund****Summary****Tax Information**

The Fund normally distributes its net investment income and net realized capital gains, if any, to shareholders. These distributions are generally taxable to you as ordinary income or capital gains, unless you are investing through a tax-advantaged arrangement, such as a 401(k) plan (which may be taxable upon withdrawal).

**Payments to Broker-Dealers and Other Financial Intermediaries**

If you purchase the Fund through a broker-dealer or other financial intermediary (such as a bank), the Fund and its related companies may pay the intermediary for the sale of Fund shares and related services. These payments may create a conflict of interest by influencing the broker-dealer or other intermediary and your salesperson to recommend the Fund over another investment. Ask your salesperson or visit your financial intermediary's Web site for more information.



## Summary

## Sterling Capital Behavioral Small Cap Value Equity Fund

### Institutional Shares SPSCX

### Investment Objective

The Fund seeks maximum long-term total return, by investing primarily in equity securities of small capitalization companies.

### Fee Table

This table describes the fees and expenses that you may pay if you buy, hold, and sell shares of the Fund. You may pay other fees, such as brokerage commissions and other fees to financial intermediaries, which are not reflected in the tables and examples below.

#### Shareholder Fees (fees paid directly from your investment)

	<b>Institutional Shares</b>
Maximum Sales Charge (load) on Purchases (as a % of offering price)	None
Maximum Deferred Sales Charge (load) (as a % of the lesser of the cost of your shares or their net asset value at the time of redemption)	None
Redemption Fee	None

#### Annual Fund Operating Expenses (expenses that you pay each year as a percentage of the value of your investment)

	<b>Institutional Shares</b>
Management Fees	0.60%
Distribution and Service (12b-1) Fees	0.00%
Other Expenses	0.23%
Acquired Fund Fees and Expenses <sup>(1)</sup>	0.01%
Total Annual Fund Operating Expenses <sup>(1)</sup>	0.84%

<sup>(1)</sup> The Total Annual Fund Operating Expenses in the table above include fees and expenses incurred indirectly by the Fund as a result of its investment in other investment companies. To the extent that the Fund invests in acquired funds, Total Annual Fund Operating Expenses will not correlate to the ratio of expenses to average net assets in the Fund's Financial Highlights since the Financial Highlights reflect actual operating expenses of the Fund and do not include Acquired Fund Fees and Expenses.

#### Example

This example is intended to help you compare the cost of investing in the Fund with the cost of investing in other mutual funds. The example assumes that you invest \$10,000 in the Fund for the time periods indicated and then redeem all of your shares at the end of those periods. The example also assumes that your investment has a 5% return each year and that the Fund's operating expenses remain the same. Although your actual costs may be higher or lower, based on these assumptions your costs would be:

	<b>1 Year</b>	<b>3 Years</b>	<b>5 Years</b>	<b>10 Years</b>
<b>Institutional Shares</b>	\$86	\$268	\$466	\$1,037

## Sterling Capital Behavioral Small Cap Value Equity Fund

### Summary

#### Portfolio Turnover

The Fund pays transaction costs, such as commissions, when it buys and sells securities (or “turns over” its portfolio). A higher portfolio turnover rate may indicate higher transaction costs and may result in higher taxes when Fund shares are held in a taxable account. These costs, which are not reflected in annual fund operating expenses or in the example, affect the Fund’s performance. During the most recent fiscal year, the Fund’s portfolio turnover rate was 119.76% of the average value of its portfolio.

### Strategy, Risks and Performance

#### Principal Strategy

To pursue its investment objective, the Fund invests, under normal circumstances, at least 80% of its net assets plus borrowings for investment purposes in the equity securities of small capitalization companies. Small capitalization companies are defined as companies with market capitalizations within the range of those companies in the Russell 2000<sup>®</sup> Index at the time of purchase. As of December 31, 2020, the smallest company in the Russell 2000<sup>®</sup> Index had a market capitalization of \$43 million and the largest company had a market capitalization of \$13.4 billion. The Fund invests primarily in U.S. traded equity securities of small capitalization companies. The term “U.S. traded equity securities” refers to domestically traded U.S. common stocks (including securities of real estate investment trusts (“REITs”) and exchange-traded funds (“ETFs”)), and U.S. traded equity stocks of foreign companies. The Fund may invest in securities of middle and large capitalization companies.

Sterling Capital Management LLC (“Sterling Capital”) applies “behavioral finance” principles in the construction of the Fund’s portfolio. Behavioral finance theorizes that investment decisions are often influenced by biases, heuristics (*i.e.*, experienced-based techniques for decision making) and emotion, and that investors can be predictable (and, at times, irrational) in their decision making. These emotionally charged investment decisions can lead to stock price anomalies that create opportunities in the marketplace. Sterling Capital seeks to capitalize on these behaviorally driven market anomalies by employing a disciplined investment process. In implementing behavioral finance principles, Sterling Capital ranks companies in the Fund’s investment universe based on a number of factors that it believes can be indicators of under- or over-valuation of a security by the market, such as valuation (*e.g.*, seeking to invest in companies that Sterling Capital believes are undervalued), price momentum (*e.g.*, identifying securities that Sterling Capital believes will experience sustained positive price momentum) and earnings revisions (*e.g.*, identifying and capitalizing on what Sterling Capital believes are under-reactions by the market to positive earnings revisions). Sterling Capital also takes into account such factors as market capitalization, country exposure, and sector exposure to construct a diversified portfolio. Sterling Capital considers selling a security when the security’s ranking becomes less attractive and/or in light of liquidity, sector exposure, country exposure or diversification considerations.

#### Principal Risks

All investments carry a certain amount of risk and the Fund cannot guarantee that it will achieve its investment objective. An investment in the Fund is not a deposit or obligation of any bank, is not endorsed or guaranteed by any bank and is not insured by the Federal Deposit Insurance Corporation (“FDIC”) or any other government agency. You may lose money by investing in the Fund. Below are all of the principal risks of investing in the Fund.

**Market Risk:** The possibility that the Fund’s stock holdings will decline in price because of a broad stock market decline. Markets generally move in cycles, with periods of rising prices followed by periods of falling prices. The value of your investment will tend to increase or decrease in response to these movements.

**Sterling Capital Behavioral Small Cap Value Equity Fund****Summary**

**Small Capitalization Company Risk:** Investing in smaller, lesser-known companies involves greater risk than investing in those that are more established. A small company's financial well-being may, for example, depend heavily on just a few products or services. In addition, small company stocks tend to trade less frequently and in lesser quantities, and their market prices often fluctuate more, than those of larger firms.

**Investment Style Risk:** The possibility that a market segment on which this Fund focuses — small company stocks, value stocks and momentum stocks — will underperform other kinds of investments or market averages. A value stock may decrease in price or may not increase in price as anticipated by the portfolio manager if other investors fail to recognize the company's value or the factors that the portfolio manager believes will cause the stock price to increase do not occur. A stock owned primarily for its momentum characteristics may start to underperform abruptly. In addition, the Fund's focus on behavioral finance principles may cause the Fund to underperform funds that do not employ a behavioral finance strategy. There can be no guarantee that the factors that the Fund's investment adviser considers in selecting stocks, and the weight that the adviser puts on each factor, will be effective in identifying and capitalizing on stock price anomalies.

**Company-Specific Risk:** The possibility that a particular stock may lose value due to factors specific to the company itself, including deterioration of its fundamental characteristics, an occurrence of adverse events at the company, or a downturn in its business prospects.

**Mid Capitalization Company Risk:** Investments in middle capitalization companies may be riskier, more volatile and more vulnerable to economic, market and industry changes than investments in larger, more established companies. As a result, share price changes may be more sudden or erratic than the prices of other equity securities, especially over the short term.

**Real Estate-Related Investment and REIT Risk:** Real estate-related investments may decline in value as a result of factors affecting the real estate industry. Risks associated with investments in securities of companies in the real estate industry include decline in the value of the underlying real estate, default, prepayment, changes in value resulting from changes in interest rates and demand for real and rental property, and the management skill and creditworthiness of REIT issuers. The Fund will indirectly bear its proportionate share of expenses, including management fees, paid by each REIT in which the Fund invests.

**ETF Risk:** The risks associated with investing in ETFs include the risks of owning the underlying securities the ETF is designed to track. Lack of liquidity in an ETF could result in the ETF being more volatile than the underlying portfolio of securities. When the Fund invests in an ETF, in addition to directly bearing expenses associated with its own operations, the Fund will bear a pro rata portion of the ETF's expenses. As a result, it may be more costly to own an ETF than owning the underlying portfolio of securities directly.

**Active Trading Risk:** The Fund may trade securities actively, which could increase its transaction costs (thereby lowering its performance) and may increase the amount of taxes that a shareholder pays, by increasing the amount of the Fund's realized capital gains and increasing the portion of the Fund's realized capital gains that are short-term capital gains.

**Operational and Technology Risk:** Cyber-attacks, disruptions, or failures that affect the Fund's service providers, counterparties, market participants, or issuers of securities held by the Fund may adversely affect the Fund and its shareholders, including by causing losses for the Fund or impairing Fund operations.

## Sterling Capital Behavioral Small Cap Value Equity Fund

### Summary

**Focused Investment Risk:** Investments focused in asset classes, countries, regions, sectors, industries, or issuers that are subject to the same or similar risk factors and investments whose prices are closely correlated are subject to greater overall risk than investments that are more diversified or whose prices are not as closely correlated.

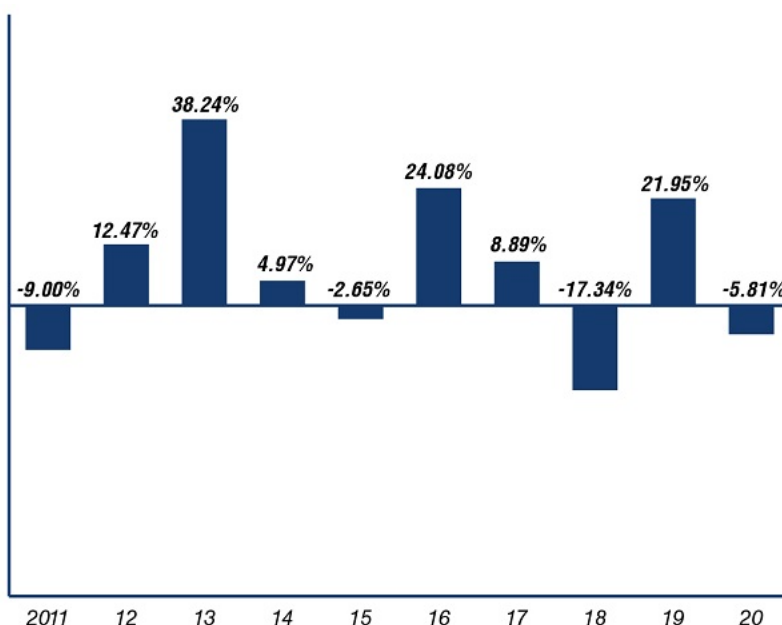
**Management Risk:** The risk that an investment technique used by the Fund's portfolio manager may fail to produce the intended result.

For more information about the Fund's risks, please see the "Additional Investment Strategies and Risks" section in this Prospectus.

#### Performance

The following bar chart and table provide some indication of the risks of investing in the Fund. The bar chart shows changes in the Fund's performance from year to year. The table shows how the Fund's average annual returns for 1, 5 and 10 years compared with those of a broad measure of market performance. The Fund's past performance (before and after taxes) is not necessarily an indication of how the Fund will perform in the future. *Updated performance information is available at no cost by visiting [www.sterlingcapitalfunds.com](http://www.sterlingcapitalfunds.com) or by calling 1-800-228-1872.*

#### Institutional Shares Annual Total Returns for years ended 12/31



Best quarter:	24.04%	12/31/2020
Worst quarter:	-38.86%	03/31/2020

	1 Year	5 Years	10 Years
<b>Institutional Shares</b>			
Return Before Taxes	-5.81%	5.11%	6.37%
Return After Taxes on Distributions	-6.05%	3.96%	5.09%
Return After Taxes on Distributions and Sale of Fund Shares	-3.33%	3.90%	4.89%
<b>Russell 2000® Value Index</b>			
(reflects no deductions for fees, expenses, or taxes)	4.63%	9.65%	8.66%

**Sterling Capital Behavioral Small Cap Value Equity Fund****Summary**

After-tax returns are calculated using the historical highest individual federal marginal income tax rates and do not reflect the impact of state and local taxes. Actual after-tax returns depend on an investor's tax situation and may differ from those shown. After-tax returns are not relevant to investors who hold their Fund shares through tax-advantaged arrangements such as 401(k) plans or individual retirement accounts.

**Management****Investment Adviser**

Sterling Capital Management LLC

**Portfolio Managers**

Robert W. Bridges, CFA  
Senior Managing Director of Sterling Capital and Co-Portfolio Manager  
Since June 2013

Robert O. Weller, CFA  
Executive Director of Sterling Capital and Co-Portfolio Manager  
Since June 2013

**Purchase and Sale of Fund Shares**

<b>Account Type</b>	<b>Minimum Initial Investment*</b>	<b>Minimum Subsequent Investment</b>
Regular Account	\$1,000,000	\$0
Automatic Investment Plan	\$1,000,000	\$25

\* Investors purchasing shares through Truist Bank, its affiliates or other financial service providers or intermediaries approved by the Fund and other investors approved by the Fund are not subject to a minimum initial investment requirement.

You may buy or sell Institutional Shares of the Fund through procedures established by the Fund in connection with the requirements of fiduciary, advisory, agency, custodial and other similar accounts maintained by or on behalf of customers of Truist Bank or one of its affiliates or other financial service providers or intermediaries approved by the Fund. These parties are responsible for transmitting orders by close of business. Institutional Shares are available for purchase on any business day when the New York Stock Exchange (the NYSE) is open for regular trading. Please contact your investment representative or institution or the Funds directly at 1-800-228-1872 for more information regarding purchasing, redeeming and exchanging shares. In addition, Institutional Shares are available for purchase at [www.sterlingcapitalfunds.com](http://www.sterlingcapitalfunds.com).

**Tax Information**

The Fund normally distributes its net investment income and net realized capital gains, if any, to shareholders. These distributions are generally taxable to you as ordinary income or capital gains, unless you are investing through a tax-advantaged arrangement, such as a 401(k) plan (which may be taxable upon withdrawal) or an individual retirement account (which may be taxable upon withdrawal).

**Payments to Broker-Dealers and Other Financial Intermediaries**

If you purchase the Fund through a broker-dealer or other financial intermediary (such as a bank), the Fund and its related companies may pay the intermediary for the sale of Fund shares and related services. These payments may create a conflict of interest by influencing the broker-dealer or other intermediary and your salesperson to recommend the Fund over another investment. Ask your salesperson or visit your financial intermediary's Web site for more information.





## Summary

## Sterling Capital Behavioral Small Cap Value Equity Fund

Class R Shares SPSRX

### Investment Objective

The Fund seeks maximum long-term total return, by investing primarily in equity securities of small capitalization companies.

### Fee Table

This table describes the fees and expenses that you may pay if you buy, hold, and sell shares of the Fund. You may pay other fees, such as brokerage commissions and other fees to financial intermediaries, which are not reflected in the tables and examples below.

#### Shareholder Fees (fees paid directly from your investment)

	<b>Class R Shares</b>
Maximum Sales Charge (load) on Purchases (as a % of offering price)	None
Maximum Deferred Sales Charge (load) (as a % of the lesser of the cost of your shares or their net asset value at the time of redemption)	None
Redemption Fee	None

#### Annual Fund Operating Expenses (expenses that you pay each year as a percentage of the value of your investment)

	<b>Class R Shares</b>
Management Fees	0.60%
Distribution and Service (12b-1) Fees	0.50%
Other Expenses	0.23%
Acquired Fund Fees and Expenses <sup>(1)</sup>	0.01%
Total Annual Fund Operating Expenses <sup>(1)</sup>	1.34%

<sup>(1)</sup> The Total Annual Fund Operating Expenses in the table above include fees and expenses incurred indirectly by the Fund as a result of its investment in other investment companies. To the extent that the Fund invests in acquired funds, Total Annual Fund Operating Expenses will not correlate to the ratio of expenses to average net assets in the Fund's Financial Highlights since the Financial Highlights reflect actual operating expenses of the Fund and do not include Acquired Fund Fees and Expenses.

#### Example

This example is intended to help you compare the cost of investing in the Fund with the cost of investing in other mutual funds. The example assumes that you invest \$10,000 in the Fund for the time periods indicated and then redeem all of your shares at the end of those periods. The example also assumes that your investment has a 5% return each year and that the Fund's operating expenses remain the same. Although your actual costs may be higher or lower, based on these assumptions your costs would be:

	<b>1 Year</b>	<b>3 Years</b>	<b>5 Years</b>	<b>10 Years</b>
<b>Class R Shares</b>	\$136	\$425	\$734	\$1,613

## Sterling Capital Behavioral Small Cap Value Equity Fund

### Summary

#### Portfolio Turnover

The Fund pays transaction costs, such as commissions, when it buys and sells securities (or “turns over” its portfolio). A higher portfolio turnover rate may indicate higher transaction costs and may result in higher taxes when Fund shares are held in a taxable account. These costs, which are not reflected in annual fund operating expenses or in the example, affect the Fund’s performance. During the most recent fiscal year, the Fund’s portfolio turnover rate was 119.76% of the average value of its portfolio.

### Strategy, Risks and Performance

#### Principal Strategy

To pursue its investment objective, the Fund invests, under normal circumstances, at least 80% of its net assets plus borrowings for investment purposes in the equity securities of small capitalization companies. Small capitalization companies are defined as companies with market capitalizations within the range of those companies in the Russell 2000<sup>®</sup> Index at the time of purchase. As of December 31, 2020, the smallest company in the Russell 2000<sup>®</sup> Index had a market capitalization of \$43 million and the largest company had a market capitalization of \$13.4 billion. The Fund invests primarily in U.S. traded equity securities of small capitalization companies. The term “U.S. traded equity securities” refers to domestically traded U.S. common stocks (including securities of real estate investment trusts (“REITs”) and exchange-traded funds (“ETFs”)), and U.S. traded equity stocks of foreign companies. The Fund may invest in securities of middle and large capitalization companies.

Sterling Capital Management LLC (“Sterling Capital”) applies “behavioral finance” principles in the construction of the Fund’s portfolio. Behavioral finance theorizes that investment decisions are often influenced by biases, heuristics (*i.e.*, experienced-based techniques for decision making) and emotion, and that investors can be predictable (and, at times, irrational) in their decision making. These emotionally charged investment decisions can lead to stock price anomalies that create opportunities in the marketplace. Sterling Capital seeks to capitalize on these behaviorally driven market anomalies by employing a disciplined investment process. In implementing behavioral finance principles, Sterling Capital ranks companies in the Fund’s investment universe based on a number of factors that it believes can be indicators of under- or over-valuation of a security by the market, such as valuation (*e.g.*, seeking to invest in companies that Sterling Capital believes are undervalued), price momentum (*e.g.*, identifying securities that Sterling Capital believes will experience sustained positive price momentum) and earnings revisions (*e.g.*, identifying and capitalizing on what Sterling Capital believes are under-reactions by the market to positive earnings revisions). Sterling Capital also takes into account such factors as market capitalization, country exposure, and sector exposure to construct a diversified portfolio. Sterling Capital considers selling a security when the security’s ranking becomes less attractive and/or in light of liquidity, sector exposure, country exposure or diversification considerations.

#### Principal Risks

All investments carry a certain amount of risk and the Fund cannot guarantee that it will achieve its investment objective. An investment in the Fund is not a deposit or obligation of any bank, is not endorsed or guaranteed by any bank and is not insured by the Federal Deposit Insurance Corporation (“FDIC”) or any other government agency. You may lose money by investing in the Fund. Below are all of the principal risks of investing in the Fund.

**Market Risk:** The possibility that the Fund’s stock holdings will decline in price because of a broad stock market decline. Markets generally move in cycles, with periods of rising prices followed by periods of falling prices. The value of your investment will tend to increase or decrease in response to these movements.

## Sterling Capital Behavioral Small Cap Value Equity Fund

## Summary

**Small Capitalization Company Risk:** Investing in smaller, lesser-known companies involves greater risk than investing in those that are more established. A small company's financial well-being may, for example, depend heavily on just a few products or services. In addition, small company stocks tend to trade less frequently and in lesser quantities, and their market prices often fluctuate more, than those of larger firms.

**Investment Style Risk:** The possibility that a market segment on which this Fund focuses — small company stocks, value stocks and momentum stocks — will underperform other kinds of investments or market averages. A value stock may decrease in price or may not increase in price as anticipated by the portfolio manager if other investors fail to recognize the company's value or the factors that the portfolio manager believes will cause the stock price to increase do not occur. A stock owned primarily for its momentum characteristics may start to underperform abruptly. In addition, the Fund's focus on behavioral finance principles may cause the Fund to underperform funds that do not employ a behavioral finance strategy. There can be no guarantee that the factors that the Fund's investment adviser considers in selecting stocks, and the weight that the adviser puts on each factor, will be effective in identifying and capitalizing on stock price anomalies.

**Company-Specific Risk:** The possibility that a particular stock may lose value due to factors specific to the company itself, including deterioration of its fundamental characteristics, an occurrence of adverse events at the company, or a downturn in its business prospects.

**Mid Capitalization Company Risk:** Investments in middle capitalization companies may be riskier, more volatile and more vulnerable to economic, market and industry changes than investments in larger, more established companies. As a result, share price changes may be more sudden or erratic than the prices of other equity securities, especially over the short term.

**Real Estate-Related Investment and REIT Risk:** Real estate-related investments may decline in value as a result of factors affecting the real estate industry. Risks associated with investments in securities of companies in the real estate industry include decline in the value of the underlying real estate, default, prepayment, changes in value resulting from changes in interest rates and demand for real and rental property, and the management skill and creditworthiness of REIT issuers. The Fund will indirectly bear its proportionate share of expenses, including management fees, paid by each REIT in which the Fund invests.

**ETF Risk:** The risks associated with investing in ETFs include the risks of owning the underlying securities the ETF is designed to track. Lack of liquidity in an ETF could result in the ETF being more volatile than the underlying portfolio of securities. When the Fund invests in an ETF, in addition to directly bearing expenses associated with its own operations, the Fund will bear a pro rata portion of the ETF's expenses. As a result, it may be more costly to own an ETF than owning the underlying portfolio of securities directly.

**Active Trading Risk:** The Fund may trade securities actively, which could increase its transaction costs (thereby lowering its performance) and may increase the amount of taxes that a shareholder pays, by increasing the amount of the Fund's realized capital gains and increasing the portion of the Fund's realized capital gains that are short-term capital gains.

**Operational and Technology Risk:** Cyber-attacks, disruptions, or failures that affect the Fund's service providers, counterparties, market participants, or issuers of securities held by the Fund may adversely affect the Fund and its shareholders, including by causing losses for the Fund or impairing Fund operations.

Sterling Capital Behavioral Small Cap Value Equity Fund

Summary

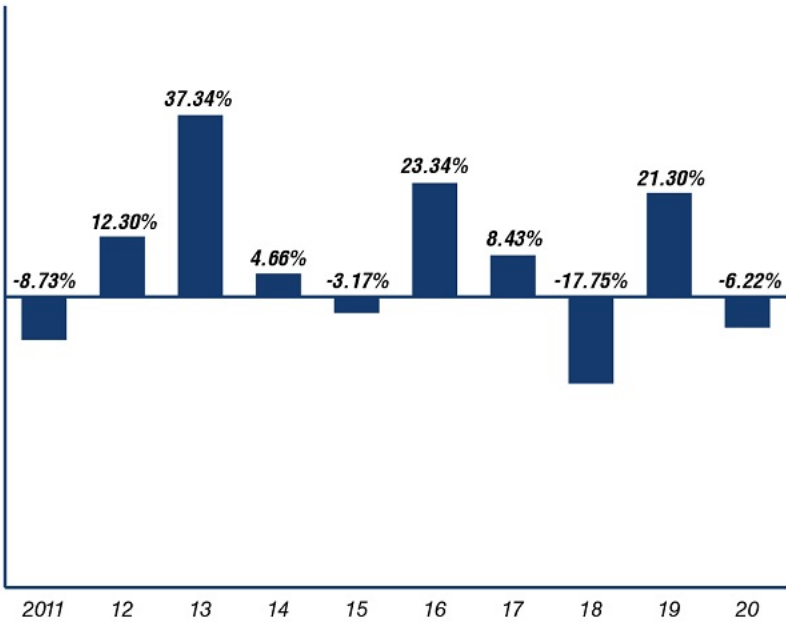
**Focused Investment Risk:** Investments focused in asset classes, countries, regions, sectors, industries, or issuers that are subject to the same or similar risk factors and investments whose prices are closely correlated are subject to greater overall risk than investments that are more diversified or whose prices are not as closely correlated.

**Management Risk:** The risk that an investment technique used by the Fund’s portfolio manager may fail to produce the intended result.

For more information about the Fund’s risks, please see the “Additional Investment Strategies and Risks” section in this Prospectus.

**Performance**  
The following bar chart and table provide some indication of the risks of investing in the Fund. The bar chart shows changes in the Fund’s performance from year to year for Class R Shares. The table shows how the Fund’s average annual returns for 1, 5 and 10 years compared with those of a broad measure of market performance. The Fund’s past performance (before and after taxes) is not necessarily an indication of how the Fund will perform in the future. *Updated performance information is available at no cost by visiting [www.sterlingcapitalfunds.com](http://www.sterlingcapitalfunds.com) or by calling 1-800-228-1872.*

Class R Shares Annual Total Returns for years ended 12/31



Best quarter:	23.94%	12/31/2020
Worst quarter:	-38.86%	03/31/2020

## Sterling Capital Behavioral Small Cap Value Equity Fund

## Summary

	1 Year	5 Years	10 Years
<b>Class R Shares</b>			
Return Before Taxes	-6.22%	4.58%	5.96%
Return After Taxes on Distributions	-6.36%	3.54%	4.76%
Return After Taxes on Distributions and Sale of Fund Shares	-3.62%	3.51%	4.58%
<b>Russell 2000<sup>®</sup> Value Index</b>			
(reflects no deductions for fees, expenses, or taxes)	4.63%	9.65%	8.66%

After-tax returns are calculated using the historical highest individual federal marginal income tax rates and do not reflect the impact of state and local taxes. Actual after-tax returns depend on an investor's tax situation and may differ from those shown. After-tax returns are not relevant to investors who hold their Fund shares through tax-advantaged arrangements such as 401(k) plans or individual retirement accounts.

## Management

**Investment Adviser**  
Sterling Capital Management LLC

**Portfolio Managers**  
Robert W. Bridges, CFA  
Senior Managing Director of Sterling Capital and Co-Portfolio Manager  
Since June 2013

Robert O. Weller, CFA  
Executive Director of Sterling Capital and Co-Portfolio Manager  
Since June 2013

## Purchase and Sale of Fund Shares

Account Type	Minimum Initial Investment	Minimum Subsequent Investment
Regular Account	\$1,000	\$0
Automatic Investment Plan	\$25	\$25

Class R Shares are available only to certain specified benefits plans (an "Eligible Plan"), such as 401(k) plans, 457 plans, and employer sponsored 403(b) plans whereby the plan or the plan's financial service firm has an agreement with the Fund, Distributor or Adviser to utilize Class R Shares in certain investment products or programs. Class R Shares also are available to certain registered investment adviser platforms and wrap products. Eligible Plan participants generally must contact their plan administrator to open an account or purchase, redeem or exchange shares. Please call 1-800-228-1872 for more information.

## Tax Information

The Fund normally distributes its net investment income and net realized capital gains, if any, to shareholders. These distributions are generally taxable to you as ordinary income or capital gains, unless you are investing through a tax-advantaged arrangement, such as a 401(k) plan (which may be taxable upon withdrawal) or an individual retirement account (which may be taxable upon withdrawal).

**Sterling Capital Behavioral Small Cap Value Equity Fund****Summary****Payments to Broker-Dealers and Other Financial Intermediaries**

If you purchase the Fund through a broker-dealer or other financial intermediary (such as a bank), the Fund and its related companies may pay the intermediary for the sale of Fund shares and related services. These payments may create a conflict of interest by influencing the broker-dealer or other intermediary and your salesperson to recommend the Fund over another investment. Ask your salesperson or visit your financial intermediary's Web site for more information.



## Summary

## Sterling Capital Behavioral Small Cap Value Equity Fund

Class R6 Shares STRBX

### Investment Objective

The Fund seeks maximum long-term total return, by investing primarily in equity securities of small capitalization companies.

### Fee Table

This table describes the fees and expenses that you may pay if you buy, hold, and sell shares of the Fund. You may pay other fees, such as brokerage commissions and other fees to financial intermediaries, which are not reflected in the tables and examples below.

#### Shareholder Fees (fees paid directly from your investment)

	Class R6 Shares
Maximum Sales Charge (load) on Purchases (as a % of offering price)	None
Maximum Deferred Sales Charge (load) (as a % of the lesser of the cost of your shares or their net asset value at the time of redemption)	None
Redemption Fee	None

#### Annual Fund Operating Expenses (expenses that you pay each year as a percentage of the value of your investment)

	Class R6 Shares
Management Fees	0.60%
Distribution and Service (12b-1) Fees	0.00%
Other Expenses	0.23%
Acquired Fund Fees and Expenses <sup>(1)</sup>	0.01%
Total Annual Fund Operating Expenses <sup>(1)</sup>	0.84%
Fee Waiver or Expense Reimbursement <sup>(2)</sup>	-0.05%
Total Annual Fund Operating Expenses After Fee Waiver or Expense Reimbursement <sup>(1), (2)</sup>	0.79%

- (1) The Total Annual Fund Operating Expenses in the table above include fees and expenses incurred indirectly by the Fund as a result of its investment in other investment companies. To the extent that the Fund invests in acquired funds, Total Annual Fund Operating Expenses will not correlate to the ratio of expenses to average net assets in the Fund's Financial Highlights since the Financial Highlights reflect actual operating expenses of the Fund and do not include Acquired Fund Fees and Expenses.
- (2) The Fund's administrator, Sterling Capital Management LLC ("Sterling Capital"), has contractually agreed to waive its administrative fees, pay Fund operating expenses, and/or reimburse the Fund 0.05% of the Class R6 Shares' average daily net assets for the period from February 1, 2021 through January 31, 2022. This contractual waiver may be terminated during this period only by the Fund's Board of Trustees, and will automatically terminate upon termination of the Administration Agreement between the Fund and Sterling Capital.

Sterling Capital Behavioral Small Cap Value Equity Fund

Summary

Example

This example is intended to help you compare the cost of investing in the Fund with the cost of investing in other mutual funds. The example assumes that you invest \$10,000 in the Fund for the time periods indicated and then redeem all of your shares at the end of those periods. The example also assumes that your investment has a 5% return each year and that the Fund’s operating expenses remain the same, except for the expiration of the current contractual expense limitation on January 31, 2022. Although your actual costs may be higher or lower, based on these assumptions your costs would be:

	1 Year	3 Years	5 Years	10 Years
Class R6 Shares	\$81	\$263	\$461	\$1,033

Portfolio Turnover

The Fund pays transaction costs, such as commissions, when it buys and sells securities (or “turns over” its portfolio). A higher portfolio turnover rate may indicate higher transaction costs and may result in higher taxes when Fund shares are held in a taxable account. These costs, which are not reflected in annual fund operating expenses or in the example, affect the Fund’s performance. During the most recent fiscal year, the Fund’s portfolio turnover rate was 119.76% of the average value of its portfolio.

Strategy, Risks and Performance

Principal Strategy

To pursue its investment objective, the Fund invests, under normal circumstances, at least 80% of its net assets plus borrowings for investment purposes in the equity securities of small capitalization companies. Small capitalization companies are defined as companies with market capitalizations within the range of those companies in the Russell 2000® Index at the time of purchase. As of December 31, 2020, the smallest company in the Russell 2000® Index had a market capitalization of \$43 million and the largest company had a market capitalization of \$13.4 billion. The Fund invests primarily in U.S. traded equity securities of small capitalization companies. The term “U.S. traded equity securities” refers to domestically traded U.S. common stocks (including securities of real estate investment trusts (“REITs”) and exchange-traded funds (“ETFs”)), and U.S. traded equity stocks of foreign companies. The Fund may invest in securities of middle and large capitalization companies.



## Sterling Capital Behavioral Small Cap Value Equity Fund

## Summary

Sterling Capital Management LLC (“Sterling Capital”) applies “behavioral finance” principles in the construction of the Fund’s portfolio. Behavioral finance theorizes that investment decisions are often influenced by biases, heuristics (*i.e.*, experienced-based techniques for decision making) and emotion, and that investors can be predictable (and, at times, irrational) in their decision making. These emotionally charged investment decisions can lead to stock price anomalies that create opportunities in the marketplace. Sterling Capital seeks to capitalize on these behaviorally driven market anomalies by employing a disciplined investment process. In implementing behavioral finance principles, Sterling Capital ranks companies in the Fund’s investment universe based on a number of factors that it believes can be indicators of under- or over-valuation of a security by the market, such as valuation (*e.g.*, seeking to invest in companies that Sterling Capital believes are undervalued), price momentum (*e.g.*, identifying securities that Sterling Capital believes will experience sustained positive price momentum) and earnings revisions (*e.g.*, identifying and capitalizing on what Sterling Capital believes are under-reactions by the market to positive earnings revisions). Sterling Capital also takes into account such factors as market capitalization, country exposure, and sector exposure to construct a diversified portfolio. Sterling Capital considers selling a security when the security’s ranking becomes less attractive and/or in light of liquidity, sector exposure, country exposure or diversification considerations.

**Principal Risks**

All investments carry a certain amount of risk and the Fund cannot guarantee that it will achieve its investment objective. An investment in the Fund is not a deposit or obligation of any bank, is not endorsed or guaranteed by any bank and is not insured by the Federal Deposit Insurance Corporation (“FDIC”) or any other government agency. You may lose money by investing in the Fund. Below are all of the principal risks of investing in the Fund.

**Market Risk:** The possibility that the Fund’s stock holdings will decline in price because of a broad stock market decline. Markets generally move in cycles, with periods of rising prices followed by periods of falling prices. The value of your investment will tend to increase or decrease in response to these movements.

**Small Capitalization Company Risk:** Investing in smaller, lesser-known companies involves greater risk than investing in those that are more established. A small company’s financial well-being may, for example, depend heavily on just a few products or services. In addition, small company stocks tend to trade less frequently and in lesser quantities, and their market prices often fluctuate more, than those of larger firms.

**Investment Style Risk:** The possibility that a market segment on which this Fund focuses — small company stocks, value stocks and momentum stocks — will underperform other kinds of investments or market averages. A value stock may decrease in price or may not increase in price as anticipated by the portfolio manager if other investors fail to recognize the company’s value or the factors that the portfolio manager believes will cause the stock price to increase do not occur. A stock owned primarily for its momentum characteristics may start to underperform abruptly. In addition, the Fund’s focus on behavioral finance principles may cause the Fund to underperform funds that do not employ a behavioral finance strategy. There can be no guarantee that the factors that the Fund’s investment adviser considers in selecting stocks, and the weight that the adviser puts on each factor, will be effective in identifying and capitalizing on stock price anomalies.

**Company-Specific Risk:** The possibility that a particular stock may lose value due to factors specific to the company itself, including deterioration of its fundamental characteristics, an occurrence of adverse events at the company, or a downturn in its business prospects.

## Sterling Capital Behavioral Small Cap Value Equity Fund

### Summary

**Mid Capitalization Company Risk:** Investments in middle capitalization companies may be riskier, more volatile and more vulnerable to economic, market and industry changes than investments in larger, more established companies. As a result, share price changes may be more sudden or erratic than the prices of other equity securities, especially over the short term.

**Real Estate-Related Investment and REIT Risk:** Real estate-related investments may decline in value as a result of factors affecting the real estate industry. Risks associated with investments in securities of companies in the real estate industry include decline in the value of the underlying real estate, default, prepayment, changes in value resulting from changes in interest rates and demand for real and rental property, and the management skill and creditworthiness of REIT issuers. The Fund will indirectly bear its proportionate share of expenses, including management fees, paid by each REIT in which the Fund invests.

**ETF Risk:** The risks associated with investing in ETFs include the risks of owning the underlying securities the ETF is designed to track. Lack of liquidity in an ETF could result in the ETF being more volatile than the underlying portfolio of securities. When the Fund invests in an ETF, in addition to directly bearing expenses associated with its own operations, the Fund will bear a pro rata portion of the ETF's expenses. As a result, it may be more costly to own an ETF than owning the underlying portfolio of securities directly.

**Active Trading Risk:** The Fund may trade securities actively, which could increase its transaction costs (thereby lowering its performance) and may increase the amount of taxes that a shareholder pays, by increasing the amount of the Fund's realized capital gains and increasing the portion of the Fund's realized capital gains that are short-term capital gains.

**Operational and Technology Risk:** Cyber-attacks, disruptions, or failures that affect the Fund's service providers, counterparties, market participants, or issuers of securities held by the Fund may adversely affect the Fund and its shareholders, including by causing losses for the Fund or impairing Fund operations.

**Focused Investment Risk:** Investments focused in asset classes, countries, regions, sectors, industries, or issuers that are subject to the same or similar risk factors and investments whose prices are closely correlated are subject to greater overall risk than investments that are more diversified or whose prices are not as closely correlated.

**Management Risk:** The risk that an investment technique used by the Fund's portfolio manager may fail to produce the intended result.

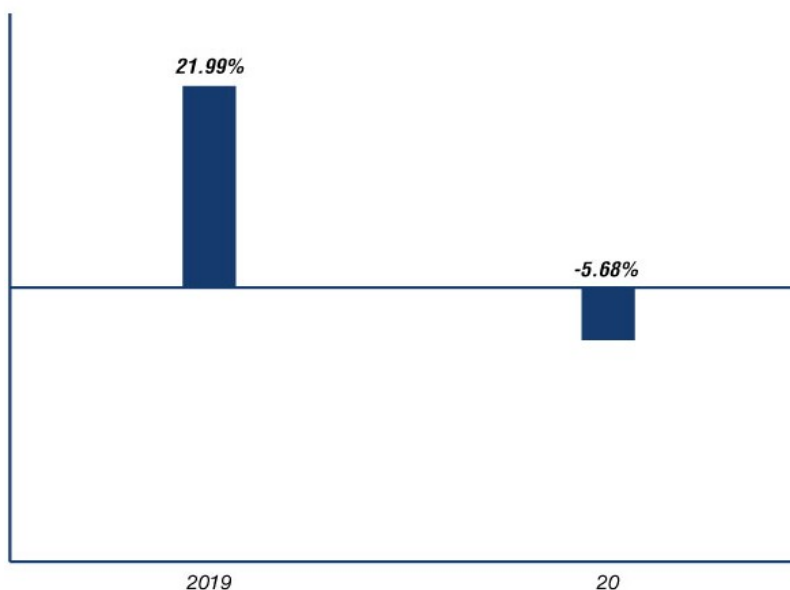
For more information about the Fund's risks, please see the "Additional Investment Strategies and Risks" section in this Prospectus.

#### Performance

The following bar chart and table provide some indication of the risks of investing in the Fund. The bar chart shows changes in the Fund's performance from year to year. The table shows how the Fund's average annual returns for 1, 5 and 10 years compared with those of a broad measure of market performance. The Fund's past performance (before and after taxes) is not necessarily an indication of how the Fund will perform in the future. *Updated performance information is available at no cost by visiting [www.sterlingcapitalfunds.com](http://www.sterlingcapitalfunds.com) or by calling 1-800-228-1872.*

## Sterling Capital Behavioral Small Cap Value Equity Fund

## Summary

Class R6 Shares Annual Total Returns for years ended 12/31<sup>(1)</sup>

Best quarter:	24.19%	12/31/2020
Worst quarter:	-38.83%	03/31/2020

	1 Year	5 Years	10 Years
<b>Class R6 Shares<sup>(1)</sup></b>			
Return Before Taxes	-5.68%	5.17%	6.40%
Return After Taxes on Distributions	-5.94%	4.01%	5.11%
Return After Taxes on Distributions and Sale of Fund Shares	-3.24%	3.94%	4.91%
<b>Russell 2000<sup>®</sup> Value Index</b>			
(reflects no deductions for fees, expenses, or taxes)	4.63%	9.65%	8.66%

(1) Performance for Class R6 Shares for periods prior to inception on February 1, 2018 is based on the performance of the Institutional Shares of the Fund.

After-tax returns are calculated using the historical highest individual federal marginal income tax rates and do not reflect the impact of state and local taxes. Actual after-tax returns depend on an investor's tax situation and may differ from those shown. After-tax returns are not relevant to investors who hold their Fund shares through tax-advantaged arrangements such as 401(k) plans or individual retirement accounts.

## Management

**Investment Adviser**  
Sterling Capital Management LLC

**Portfolio Managers**  
Robert W. Bridges, CFA  
Senior Managing Director of Sterling Capital and Co-Portfolio Manager  
Since June 2013

**Sterling Capital Behavioral Small Cap Value Equity Fund****Summary**

Robert O. Weller, CFA  
 Executive Director of Sterling Capital and Co-Portfolio Manager  
 Since June 2013

**Purchase and Sale of Fund Shares**

<b>Account and Investor Type</b>	<b>Minimum Initial Investment</b>	<b>Minimum Subsequent Investment</b>
Regular Account		
Group Retirement and Benefit Plans and 529 Plans	\$0	\$0
Eligible Institutional Investors and Accounts	\$5,000,000	\$0
Other Eligible Investors	\$10,000,000	\$0
Automatic Investment Plan		
Group Retirement and Benefit Plans and 529 Plans	\$0	\$25
Eligible Institutional Investors and Accounts	\$5,000,000	\$25
Other Eligible Investors	\$10,000,000	\$25

Class R6 Shares are available only to eligible group retirement and benefit plans, 529 plans, certain eligible institutional investors and accounts, including certain accounts at Truist Bank and its affiliates and predecessors where Truist Bank or its affiliates or predecessors (including, without limitation, their wealth management divisions) act in a fiduciary or discretionary capacity (excluding, without limitation, brokerage accounts), and certain other eligible investors that meet the applicable minimums stated above. Financial intermediaries such as clearing firms or record keepers that expect to receive compensation from a Fund or from Sterling Capital in the form of sub-recordkeeping, sub-transfer agency or other similar service fees are not eligible to purchase R6 Shares. R6 Shares are available for purchase on any business day when the New York Stock Exchange (the NYSE) is open for regular trading. Please contact your financial intermediary, plan administrator or the Funds directly at 1-800-228-1872 for more information regarding purchasing, redeeming and exchanging shares.

**Tax Information**

The Fund normally distributes its net investment income and net realized capital gains, if any, to shareholders. These distributions are generally taxable to you as ordinary income or capital gains, unless you are investing through a tax-advantaged arrangement, such as a 401(k) plan (which may be taxable upon withdrawal).

**Payments to Broker-Dealers and Other Financial Intermediaries**

If you purchase the Fund through a broker-dealer or other financial intermediary (such as a bank), the Fund and its related companies may pay the intermediary for the sale of Fund shares and related services. These payments may create a conflict of interest by influencing the broker-dealer or other intermediary and your salesperson to recommend the Fund over another investment. Ask your salesperson or visit your financial intermediary's Web site for more information.



## Summary

## Sterling Capital Special Opportunities Fund

### Institutional Shares BOPIX

### Investment Objective

The Fund seeks long-term capital appreciation.

### Fee Table

This table describes the fees and expenses that you may pay if you buy, hold, and sell shares of the Fund. You may pay other fees, such as brokerage commissions and other fees to financial intermediaries, which are not reflected in the tables and examples below.

#### Shareholder Fees (fees paid directly from your investment)

	Institutional Shares
Maximum Sales Charge (load) on Purchases (as a % of offering price)	None
Maximum Deferred Sales Charge (load) (as a % of the lesser of the cost of your shares or their net asset value at the time of redemption)	None
Redemption Fee	None

#### Annual Fund Operating Expenses (expenses that you pay each year as a percentage of the value of your investment)

	Institutional Shares
Management Fees	0.65%
Distribution and Service (12b-1) Fees	0.00%
Other Expenses	0.21%
Total Annual Fund Operating Expenses	0.86%

#### Example

This example is intended to help you compare the cost of investing in the Fund with the cost of investing in other mutual funds. The example assumes that you invest \$10,000 in the Fund for the time periods indicated and then redeem all of your shares at the end of those periods. The example also assumes that your investment has a 5% return each year and that the Fund's operating expenses remain the same. Although your actual costs may be higher or lower, based on these assumptions your costs would be:

	1 Year	3 Years	5 Years	10 Years
Institutional Shares	\$88	\$274	\$477	\$1,061

#### Portfolio Turnover

The Fund pays transaction costs, such as commissions, when it buys and sells securities (or "turns over" its portfolio). A higher portfolio turnover rate may indicate higher transaction costs and may result in higher taxes when Fund shares are held in a taxable account. These costs, which are not reflected in annual fund operating expenses or in the example, affect the Fund's performance. During the most recent fiscal year, the Fund's portfolio turnover rate was 17.50% of the average value of its portfolio.

## Sterling Capital Special Opportunities Fund

## Summary

## Strategy, Risks and Performance

**Principal Strategy**

To pursue its investment objective, the Fund will invest, under normal circumstances, at least 80% of its net assets plus borrowings for investment purposes in equity securities. The securities may include common stock, preferred stock, warrants, American Depositary Receipts ("ADRs"), or debt instruments that are convertible to common stock. The Fund invests, under normal market conditions, primarily in domestically traded U.S. common stocks and U.S. traded equity stocks of foreign companies, including ADRs. The Fund uses a multi-style approach, meaning that it not only invests across different capitalization levels but may target both value- and growth-oriented companies.

The portfolio manager looks for companies experiencing above-average revenue and profit growth as well as out-of-favor stocks that may be depressed due to what the portfolio manager believes to be temporary economic circumstances. In choosing individual stocks, the portfolio manager then performs a fundamental analysis to examine the valuation, growth and momentum characteristics of a particular issuer. The portfolio manager also considers environmental, social and governance ("ESG") factors as part of the investment process.

The portfolio manager may consider selling a stock owned by the Fund when the factors that induced the portfolio manager to buy the stock have changed, the company faces earnings growth risk or has issued substantial new debt, or to reduce the Fund's position in a particular stock if the stock represents a disproportionately large position within the Fund's portfolio.

In addition, the Fund may engage in writing covered call options on securities to generate income from premiums received in connection with the option. A call option gives the buyer the right to buy, and obligates the option seller to sell a security at a specified price. Generally, a written call option is covered if a fund owns the security or instrument underlying the call or has an absolute right to acquire that security or instrument without additional cash consideration. When the Fund writes a covered call option on a security, the Fund limits its opportunity to profit from an increase in the market price of the security above the exercise price of the option. The Fund will not write a covered call option if, as a result, the aggregate fair value of all portfolio securities covering call options exceeds 50% of the fair value of its net assets.

**Principal Risks**

All investments carry a certain amount of risk and the Fund cannot guarantee that it will achieve its investment objective. An investment in the Fund is not a deposit or obligation of any bank, is not endorsed or guaranteed by any bank and is not insured by the Federal Deposit Insurance Corporation ("FDIC") or any other government agency. You may lose money by investing in the Fund. Below are all of the principal risks of investing in the Fund.

**Market Risk:** The possibility that the Fund's stock holdings will decline in price because of a broad stock market decline. Markets generally move in cycles, with periods of rising prices followed by periods of falling prices. The value of your investment will tend to increase or decrease in response to these movements.

**Interest Rate Risk:** The possibility that the value of the Fund's investments will decline due to an increase in interest rates. Interest rate risk is generally higher for longer-term debt instruments and lower for shorter-term debt instruments.

**Investment Style Risk:** The possibility that the market segment on which this Fund is primarily invested in, whether growth or value; large-, mid- or small-cap; could underperform other kinds of investments or market averages that include style-focused investments.

## Sterling Capital Special Opportunities Fund

## Summary

**Small Capitalization Company Risk:** Investing in smaller, lesser-known companies involves greater risk than investing in those that are more established. A small company's financial well-being may, for example, depend heavily on just a few products or services. In addition, small company stocks tend to trade less frequently and in lesser quantities, and their market prices often fluctuate more, than those of larger firms.

**Mid Capitalization Company Risk:** Investments in middle capitalization companies may be riskier, more volatile and more vulnerable to economic, market and industry changes than investments in larger, more established companies. As a result, share price changes may be more sudden or erratic than the prices of other equity securities, especially over the short term.

**Company-Specific Risk:** The possibility that a particular stock may lose value due to factors specific to the company itself, including deterioration of its fundamental characteristics, an occurrence of adverse events at the company, or a downturn in its business prospects.

**Foreign Investment Risk:** Foreign securities involve risks not typically associated with investing in U.S. securities. Foreign securities may be adversely affected by various factors, including currency fluctuations and social, economic or political instability.

**Counterparty Risk:** The possibility that a counterparty to a contract will default or otherwise become unable to honor a financial obligation.

**Options Risk:** There are significant differences between the securities and options markets that could result in an imperfect correlation between these markets, causing an options transaction not to achieve its objectives. A decision as to whether, when and how to use options involves the exercise of skill and judgment, and even a well conceived transaction may be unsuccessful to some degree because of market behavior or unexpected events. There can be no assurance that a liquid secondary market will exist for any particular option at a particular time; as a result, it may be costly to liquidate options. There is also no assurance that a liquid market will exist for any particular option contract on an exchange.

**Preferred Stock Risk:** Preferred stock represents an interest in a company that generally entitles the holder to receive, in preference to the holders of common stock, dividends and a fixed share of the proceeds resulting from a liquidation of the company. Preferred stocks are generally subordinated in right of payment to all debt obligations and creditors of the issuer.

**Operational and Technology Risk:** Cyber-attacks, disruptions, or failures that affect the Fund's service providers, counterparties, market participants, or issuers of securities held by the Fund may adversely affect the Fund and its shareholders, including by causing losses for the Fund or impairing Fund operations.

**Focused Investment Risk:** Investments focused in asset classes, countries, regions, sectors, industries, or issuers that are subject to the same or similar risk factors and investments whose prices are closely correlated are subject to greater overall risk than investments that are more diversified or whose prices are not as closely correlated.

**Management Risk:** The risk that an investment technique used by the Fund's portfolio manager may fail to produce the intended result.

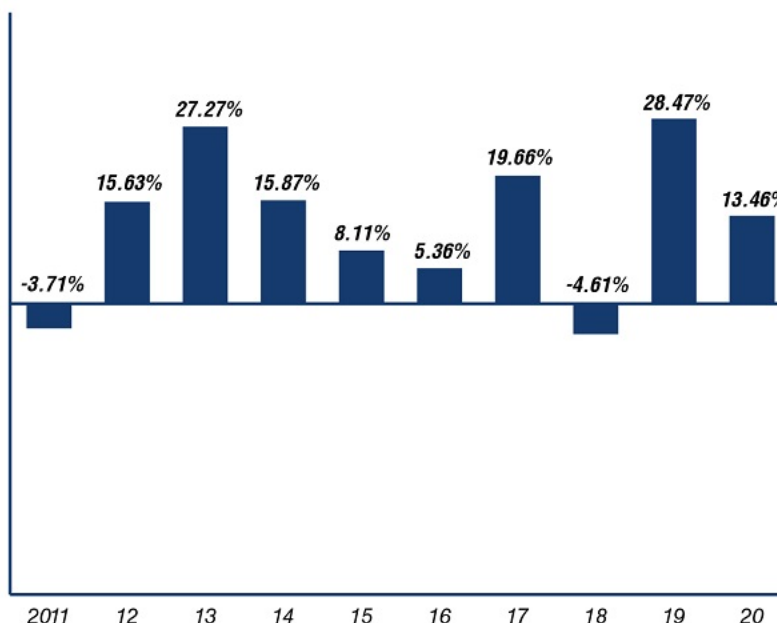
For more information about the Fund's risks, please see the "Additional Investment Strategies and Risks" section in this Prospectus.

## Sterling Capital Special Opportunities Fund

## Summary

**Performance**

The following bar chart and table provide some indication of the risks of investing in the Fund. The bar chart shows changes in the Fund's performance from year to year. The table shows how the Fund's average annual returns for 1, 5 and 10 years compared with those of a broad measure of market performance. The Fund's past performance (before and after taxes) is not necessarily an indication of how the Fund will perform in the future. *Updated performance information is available at no cost by visiting [www.sterlingcapitalfunds.com](http://www.sterlingcapitalfunds.com) or by calling 1-800-228-1872.*

**Institutional Shares Annual Total Returns for years ended 12/31**

Best quarter: 21.48% 06/30/2020  
Worst quarter: -27.20% 03/31/2020

	1 Year	5 Years	10 Years
<b>Institutional Shares</b>			
Return Before Taxes	13.46%	11.88%	12.02%
Return After Taxes on Distributions	13.13%	10.63%	10.50%
Return After Taxes on Distributions and Sale of Fund Shares	8.20%	9.24%	9.56%
<b>Russell 3000® Index</b>			
(reflects no deductions for fees, expenses, or taxes)	20.89%	15.43%	13.79%

After-tax returns are calculated using the historical highest individual federal marginal income tax rates and do not reflect the impact of state and local taxes. Actual after-tax returns depend on an investor's tax situation and may differ from those shown. After-tax returns are not relevant to investors who hold their Fund shares through tax-advantaged arrangements such as 401(k) plans or individual retirement accounts.



Summary

Management

**Investment Adviser**  
Sterling Capital Management LLC (“Sterling Capital”)

**Portfolio Managers**  
George F. Shipp, CFA  
Senior Managing Director of Sterling Capital and  
Lead Portfolio Manager  
Since inception

Joshua L. Haggerty, CFA  
Executive Director of Sterling Capital and  
Associate Portfolio Manager  
Since February 2016

Purchase and Sale of Fund Shares

Account Type	Minimum Initial Investment*	Minimum Subsequent Investment
Regular Account	\$1,000,000	\$0
Automatic Investment Plan	\$1,000,000	\$25

\* Investors purchasing shares through Truist Bank, its affiliates or other financial service providers or intermediaries approved by the Fund and other investors approved by the Fund are not subject to a minimum initial investment requirement.

You may buy or sell Institutional Shares of the Fund through procedures established by the Fund in connection with the requirements of fiduciary, advisory, agency, custodial and other similar accounts maintained by or on behalf of customers of Truist Bank or one of its affiliates or other financial service providers or intermediaries approved by the Fund. These parties are responsible for transmitting orders by close of business. Institutional Shares are available for purchase on any business day when the New York Stock Exchange (the NYSE) is open for regular trading. Please contact your investment representative or institution or the Funds directly at 1-800-228-1872 for more information regarding purchasing, redeeming and exchanging shares. In addition, Institutional Shares are available for purchase at [www.sterlingcapitalfunds.com](http://www.sterlingcapitalfunds.com).

Tax Information

The Fund normally distributes its net investment income and net realized capital gains, if any, to shareholders. These distributions are generally taxable to you as ordinary income or capital gains, unless you are investing through a tax-advantaged arrangement, such as a 401(k) plan (which may be taxable upon withdrawal) or an individual retirement account (which may be taxable upon withdrawal).

Payments to Broker-Dealers and Other Financial Intermediaries

If you purchase the Fund through a broker-dealer or other financial intermediary (such as a bank), the Fund and its related companies may pay the intermediary for the sale of Fund shares and related services. These payments may create a conflict of interest by influencing the broker-dealer or other intermediary and your salesperson to recommend the Fund over another investment. Ask your salesperson or visit your financial intermediary’s Web site for more information.



## Summary

## Sterling Capital Special Opportunities Fund

### Class R Shares BOPRX

### Investment Objective

The Fund seeks long-term capital appreciation.

### Fee Table

This table describes the fees and expenses that you may pay if you buy, hold, and sell shares of the Fund. You may pay other fees, such as brokerage commissions and other fees to financial intermediaries, which are not reflected in the tables and examples below.

#### Shareholder Fees (fees paid directly from your investment)

	Class R Shares
Maximum Sales Charge (load) on Purchases (as a % of offering price)	None
Maximum Deferred Sales Charge (load) (as a % of the lesser of the cost of your shares or their net asset value at the time of redemption)	None
Redemption Fee	None

#### Annual Fund Operating Expenses (expenses that you pay each year as a percentage of the value of your investment)

	Class R Shares
Management Fees	0.65%
Distribution and Service (12b-1) Fees	0.50%
Other Expenses	0.21%
Total Annual Fund Operating Expenses	1.36%

#### Example

This example is intended to help you compare the cost of investing in the Fund with the cost of investing in other mutual funds. The example assumes that you invest \$10,000 in the Fund for the time periods indicated and then redeem all of your shares at the end of those periods. The example also assumes that your investment has a 5% return each year and that the Fund's operating expenses remain the same. Although your actual costs may be higher or lower, based on these assumptions your costs would be:

	1 Year	3 Years	5 Years	10 Years
Class R Shares	\$138	\$431	\$745	\$1,635

#### Portfolio Turnover

The Fund pays transaction costs, such as commissions, when it buys and sells securities (or "turns over" its portfolio). A higher portfolio turnover rate may indicate higher transaction costs and may result in higher taxes when Fund shares are held in a taxable account. These costs, which are not reflected in annual fund operating expenses or in the example, affect the Fund's performance. During the most recent fiscal year, the Fund's portfolio turnover rate was 17.50% of the average value of its portfolio.

**Sterling Capital Special Opportunities Fund****Summary****Strategy, Risks and Performance****Principal Strategy**

To pursue its investment objective, the Fund will invest, under normal circumstances, at least 80% of its net assets plus borrowings for investment purposes in equity securities. The securities may include common stock, preferred stock, warrants, American Depositary Receipts ("ADRs"), or debt instruments that are convertible to common stock. The Fund invests, under normal market conditions, primarily in domestically traded U.S. common stocks and U.S. traded equity stocks of foreign companies, including ADRs. The Fund uses a multi-style approach, meaning that it not only invests across different capitalization levels but may target both value- and growth-oriented companies.

The portfolio manager looks for companies experiencing above-average revenue and profit growth as well as out-of-favor stocks that may be depressed due to what the portfolio manager believes to be temporary economic circumstances. In choosing individual stocks, the portfolio manager then performs a fundamental analysis to examine the valuation, growth and momentum characteristics of a particular issuer. The portfolio manager also considers environmental, social and governance ("ESG") factors as part of the investment process.

The portfolio manager may consider selling a stock owned by the Fund when the factors that induced the portfolio manager to buy the stock have changed, the company faces earnings growth risk or has issued substantial new debt, or to reduce the Fund's position in a particular stock if the stock represents a disproportionately large position within the Fund's portfolio.

In addition, the Fund may engage in writing covered call options on securities to generate income from premiums received in connection with the option. A call option gives the buyer the right to buy, and obligates the option seller to sell a security at a specified price. Generally, a written call option is covered if a fund owns the security or instrument underlying the call or has an absolute right to acquire that security or instrument without additional cash consideration. When the Fund writes a covered call option on a security, the Fund limits its opportunity to profit from an increase in the market price of the security above the exercise price of the option. The Fund will not write a covered call option if, as a result, the aggregate fair value of all portfolio securities covering call options exceeds 50% of the fair value of its net assets.

**Principal Risks**

All investments carry a certain amount of risk and the Fund cannot guarantee that it will achieve its investment objective. An investment in the Fund is not a deposit or obligation of any bank, is not endorsed or guaranteed by any bank and is not insured by the Federal Deposit Insurance Corporation ("FDIC") or any other government agency. You may lose money by investing in the Fund. Below are all of the principal risks of investing in the Fund.

**Market Risk:** The possibility that the Fund's stock holdings will decline in price because of a broad stock market decline. Markets generally move in cycles, with periods of rising prices followed by periods of falling prices. The value of your investment will tend to increase or decrease in response to these movements.

**Interest Rate Risk:** The possibility that the value of the Fund's investments will decline due to an increase in interest rates. Interest rate risk is generally higher for longer-term debt instruments and lower for shorter-term debt instruments.

**Investment Style Risk:** The possibility that the market segment on which this Fund is primarily invested in, whether growth or value; large-, mid- or small-cap; could underperform other kinds of investments or market averages that include style-focused investments.

## Sterling Capital Special Opportunities Fund

## Summary

**Small Capitalization Company Risk:** Investing in smaller, lesser-known companies involves greater risk than investing in those that are more established. A small company's financial well-being may, for example, depend heavily on just a few products or services. In addition, small company stocks tend to trade less frequently and in lesser quantities, and their market prices often fluctuate more, than those of larger firms.

**Mid Capitalization Company Risk:** Investments in middle capitalization companies may be riskier, more volatile and more vulnerable to economic, market and industry changes than investments in larger, more established companies. As a result, share price changes may be more sudden or erratic than the prices of other equity securities, especially over the short term.

**Company-Specific Risk:** The possibility that a particular stock may lose value due to factors specific to the company itself, including deterioration of its fundamental characteristics, an occurrence of adverse events at the company, or a downturn in its business prospects.

**Foreign Investment Risk:** Foreign securities involve risks not typically associated with investing in U.S. securities. Foreign securities may be adversely affected by various factors, including currency fluctuations and social, economic or political instability.

**Counterparty Risk:** The possibility that a counterparty to a contract will default or otherwise become unable to honor a financial obligation.

**Options Risk:** There are significant differences between the securities and options markets that could result in an imperfect correlation between these markets, causing an options transaction not to achieve its objectives. A decision as to whether, when and how to use options involves the exercise of skill and judgment, and even a well conceived transaction may be unsuccessful to some degree because of market behavior or unexpected events. There can be no assurance that a liquid secondary market will exist for any particular option at a particular time; as a result, it may be costly to liquidate options. There is also no assurance that a liquid market will exist for any particular option contract on an exchange.

**Preferred Stock Risk:** Preferred stock represents an interest in a company that generally entitles the holder to receive, in preference to the holders of common stock, dividends and a fixed share of the proceeds resulting from a liquidation of the company. Preferred stocks are generally subordinated in right of payment to all debt obligations and creditors of the issuer.

**Operational and Technology Risk:** Cyber-attacks, disruptions, or failures that affect the Fund's service providers, counterparties, market participants, or issuers of securities held by the Fund may adversely affect the Fund and its shareholders, including by causing losses for the Fund or impairing Fund operations.

**Focused Investment Risk:** Investments focused in asset classes, countries, regions, sectors, industries, or issuers that are subject to the same or similar risk factors and investments whose prices are closely correlated are subject to greater overall risk than investments that are more diversified or whose prices are not as closely correlated.

**Management Risk:** The risk that an investment technique used by the Fund's portfolio manager may fail to produce the intended result.

For more information about the Fund's risks, please see the "Additional Investment Strategies and Risks" section in this Prospectus.

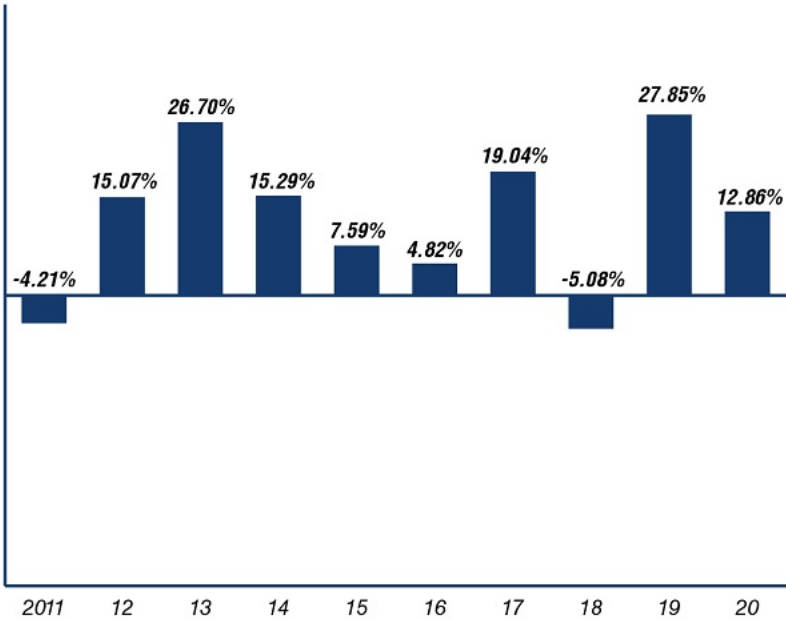
Sterling Capital Special Opportunities Fund

Summary

Performance

The following bar chart and table provide some indication of the risks of investing in the Fund. The bar chart shows changes in the Fund's performance from year to year for Class R Shares. The table shows how the Fund's average annual returns for 1, 5 and 10 years compared with those of a broad measure of market performance. The Fund's past performance (before and after taxes) is not necessarily an indication of how the Fund will perform in the future. *Updated performance information is available at no cost by visiting [www.sterlingcapitalfunds.com](http://www.sterlingcapitalfunds.com) or by calling 1-800-228-1872.*

Class R Shares Annual Total Returns for years ended 12/31



Best quarter:	21.32%	06/30/2020
Worst quarter:	-27.31%	03/31/2020

	1 Year	5 Years	10 Years
<b>Class R Shares</b>			
Return Before Taxes	12.86%	11.31%	11.46%
Return After Taxes on Distributions	12.55%	10.05%	9.94%
Return After Taxes on Distributions and Sale of Fund Shares	7.84%	8.78%	9.08%
<b>Russell 3000® Index</b>			
(reflects no deductions for fees, expenses, or taxes)	20.89%	15.43%	13.79%

After-tax returns are calculated using the historical highest individual federal marginal income tax rates and do not reflect the impact of state and local taxes. Actual after-tax returns depend on an investor's tax situation and may differ from those shown. After-tax returns are not relevant to investors who hold their Fund shares through tax-advantaged arrangements such as 401(k) plans or individual retirement accounts.

**Sterling Capital Special Opportunities Fund****Summary****Management**

**Investment Adviser**  
Sterling Capital Management LLC (“Sterling Capital”)

**Portfolio Managers**  
George F. Shipp, CFA  
Senior Managing Director of Sterling Capital and  
Lead Portfolio Manager  
Since inception

Joshua L. Haggerty, CFA  
Executive Director of Sterling Capital and  
Associate Portfolio Manager  
Since February 2016

**Purchase and Sale of Fund Shares**

<b>Account Type</b>	<b>Minimum Initial Investment</b>	<b>Minimum Subsequent Investment</b>
Regular Account	\$1,000	\$0
Automatic Investment Plan	\$25	\$25

Class R Shares are available only to certain specified benefits plans (an “Eligible Plan”), such as 401(k) plans, 457 plans, and employer sponsored 403(b) plans whereby the plan or the plan’s financial service firm has an agreement with the Fund, Distributor or Adviser to utilize Class R Shares in certain investment products or programs. Class R Shares also are available to certain registered investment adviser platforms and wrap products. Eligible Plan participants generally must contact their plan administrator to open an account or purchase, redeem or exchange shares. Please call 1-800-228-1872 for more information.

**Tax Information**

The Fund normally distributes its net investment income and net realized capital gains, if any, to shareholders. These distributions are generally taxable to you as ordinary income or capital gains, unless you are investing through a tax-advantaged arrangement, such as a 401(k) plan (which may be taxable upon withdrawal) or an individual retirement account (which may be taxable upon withdrawal).

**Payments to Broker-Dealers and Other Financial Intermediaries**

If you purchase the Fund through a broker-dealer or other financial intermediary (such as a bank), the Fund and its related companies may pay the intermediary for the sale of Fund shares and related services. These payments may create a conflict of interest by influencing the broker-dealer or other intermediary and your salesperson to recommend the Fund over another investment. Ask your salesperson or visit your financial intermediary’s Web site for more information.



## Summary

## Sterling Capital Special Opportunities Fund

### Class R6 Shares STRSX

#### Investment Objective

The Fund seeks long-term capital appreciation.

#### Fee Table

This table describes the fees and expenses that you may pay if you buy, hold, and sell shares of the Fund. You may pay other fees, such as brokerage commissions and other fees to financial intermediaries, which are not reflected in the tables and examples below.

##### Shareholder Fees (fees paid directly from your investment)

	Class R6 Shares
Maximum Sales Charge (load) on Purchases (as a % of offering price)	None
Maximum Deferred Sales Charge (load) (as a % of the lesser of the cost of your shares or their net asset value at the time of redemption)	None
Redemption Fee	None

##### Annual Fund Operating Expenses (expenses that you pay each year as a percentage of the value of your investment)

	Class R6 Shares
Management Fees	0.65%
Distribution and Service (12b-1) Fees	0.00%
Other Expenses	0.21%
Total Annual Fund Operating Expenses	0.86%
Fee Waiver or Expense Reimbursement <sup>(1)</sup>	-0.08%
Total Annual Fund Operating Expenses After Fee Waiver or Expense Reimbursement <sup>(1)</sup>	0.78%

- <sup>(1)</sup> The Fund's administrator, Sterling Capital Management LLC ("Sterling Capital"), has contractually agreed to waive its administrative fees, pay Fund operating expenses, and/or reimburse the Fund 0.08% of the Class R6 Shares' average daily net assets for the period from February 1, 2021 through January 31, 2022. This contractual waiver may be terminated during this period only by the Fund's Board of Trustees, and will automatically terminate upon termination of the Administration Agreement between the Fund and Sterling Capital.

##### Example

This example is intended to help you compare the cost of investing in the Fund with the cost of investing in other mutual funds. The example assumes that you invest \$10,000 in the Fund for the time periods indicated and then redeem all of your shares at the end of those periods. The example also assumes that your investment has a 5% return each year and that the Fund's operating expenses remain the same, except for the expiration of the current contractual expense limitation on January 31, 2022. Although your actual costs may be higher or lower, based on these assumptions your costs would be:

	1 Year	3 Years	5 Years	10 Years
Class R6 Shares	\$80	\$266	\$469	\$1,053

**Sterling Capital Special Opportunities Fund****Summary****Portfolio Turnover**

The Fund pays transaction costs, such as commissions, when it buys and sells securities (or “turns over” its portfolio). A higher portfolio turnover rate may indicate higher transaction costs and may result in higher taxes when Fund shares are held in a taxable account. These costs, which are not reflected in annual fund operating expenses or in the example, affect the Fund’s performance. During the most recent fiscal year, the Fund’s portfolio turnover rate was 17.50% of the average value of its portfolio.

**Strategy, Risks and Performance****Principal Strategy**

To pursue its investment objective, the Fund will invest, under normal circumstances, at least 80% of its net assets plus borrowings for investment purposes in equity securities. The securities may include common stock, preferred stock, warrants, American Depositary Receipts (“ADRs”), or debt instruments that are convertible to common stock. The Fund invests, under normal market conditions, primarily in domestically traded U.S. common stocks and U.S. traded equity stocks of foreign companies, including ADRs. The Fund uses a multi-style approach, meaning that it not only invests across different capitalization levels but may target both value- and growth-oriented companies.

The portfolio manager looks for companies experiencing above-average revenue and profit growth as well as out-of-favor stocks that may be depressed due to what the portfolio manager believes to be temporary economic circumstances. In choosing individual stocks, the portfolio manager then performs a fundamental analysis to examine the valuation, growth and momentum characteristics of a particular issuer. The portfolio manager also considers environmental, social and governance (“ESG”) factors as part of the investment process.

The portfolio manager may consider selling a stock owned by the Fund when the factors that induced the portfolio manager to buy the stock have changed, the company faces earnings growth risk or has issued substantial new debt, or to reduce the Fund’s position in a particular stock if the stock represents a disproportionately large position within the Fund’s portfolio.

In addition, the Fund may engage in writing covered call options on securities to generate income from premiums received in connection with the option. A call option gives the buyer the right to buy, and obligates the option seller to sell a security at a specified price. Generally, a written call option is covered if a fund owns the security or instrument underlying the call or has an absolute right to acquire that security or instrument without additional cash consideration. When the Fund writes a covered call option on a security, the Fund limits its opportunity to profit from an increase in the market price of the security above the exercise price of the option. The Fund will not write a covered call option if, as a result, the aggregate fair value of all portfolio securities covering call options exceeds 50% of the fair value of its net assets.

**Principal Risks**

All investments carry a certain amount of risk and the Fund cannot guarantee that it will achieve its investment objective. An investment in the Fund is not a deposit or obligation of any bank, is not endorsed or guaranteed by any bank and is not insured by the Federal Deposit Insurance Corporation (“FDIC”) or any other government agency. You may lose money by investing in the Fund. Below are all of the principal risks of investing in the Fund.

**Market Risk:** The possibility that the Fund’s stock holdings will decline in price because of a broad stock market decline. Markets generally move in cycles, with periods of rising prices followed by periods of falling prices. The value of your investment will tend to increase or decrease in response to these movements.



## Sterling Capital Special Opportunities Fund

## Summary

**Interest Rate Risk:** The possibility that the value of the Fund's investments will decline due to an increase in interest rates. Interest rate risk is generally higher for longer-term debt instruments and lower for shorter-term debt instruments.

**Investment Style Risk:** The possibility that the market segment on which this Fund is primarily invested in, whether growth or value; large-, mid- or small-cap; could underperform other kinds of investments or market averages that include style-focused investments.

**Small Capitalization Company Risk:** Investing in smaller, lesser-known companies involves greater risk than investing in those that are more established. A small company's financial well-being may, for example, depend heavily on just a few products or services. In addition, small company stocks tend to trade less frequently and in lesser quantities, and their market prices often fluctuate more, than those of larger firms.

**Mid Capitalization Company Risk:** Investments in middle capitalization companies may be riskier, more volatile and more vulnerable to economic, market and industry changes than investments in larger, more established companies. As a result, share price changes may be more sudden or erratic than the prices of other equity securities, especially over the short term.

**Company-Specific Risk:** The possibility that a particular stock may lose value due to factors specific to the company itself, including deterioration of its fundamental characteristics, an occurrence of adverse events at the company, or a downturn in its business prospects.

**Foreign Investment Risk:** Foreign securities involve risks not typically associated with investing in U.S. securities. Foreign securities may be adversely affected by various factors, including currency fluctuations and social, economic or political instability.

**Counterparty Risk:** The possibility that a counterparty to a contract will default or otherwise become unable to honor a financial obligation.

**Options Risk:** There are significant differences between the securities and options markets that could result in an imperfect correlation between these markets, causing an options transaction not to achieve its objectives. A decision as to whether, when and how to use options involves the exercise of skill and judgment, and even a well conceived transaction may be unsuccessful to some degree because of market behavior or unexpected events. There can be no assurance that a liquid secondary market will exist for any particular option at a particular time; as a result, it may be costly to liquidate options. There is also no assurance that a liquid market will exist for any particular option contract on an exchange.

**Preferred Stock Risk:** Preferred stock represents an interest in a company that generally entitles the holder to receive, in preference to the holders of common stock, dividends and a fixed share of the proceeds resulting from a liquidation of the company. Preferred stocks are generally subordinated in right of payment to all debt obligations and creditors of the issuer.

**Operational and Technology Risk:** Cyber-attacks, disruptions, or failures that affect the Fund's service providers, counterparties, market participants, or issuers of securities held by the Fund may adversely affect the Fund and its shareholders, including by causing losses for the Fund or impairing Fund operations.

**Focused Investment Risk:** Investments focused in asset classes, countries, regions, sectors, industries, or issuers that are subject to the same or similar risk factors and investments whose prices are closely correlated are subject to greater overall risk than investments that are more diversified or whose prices are not as closely correlated.

Sterling Capital Special Opportunities Fund

Summary

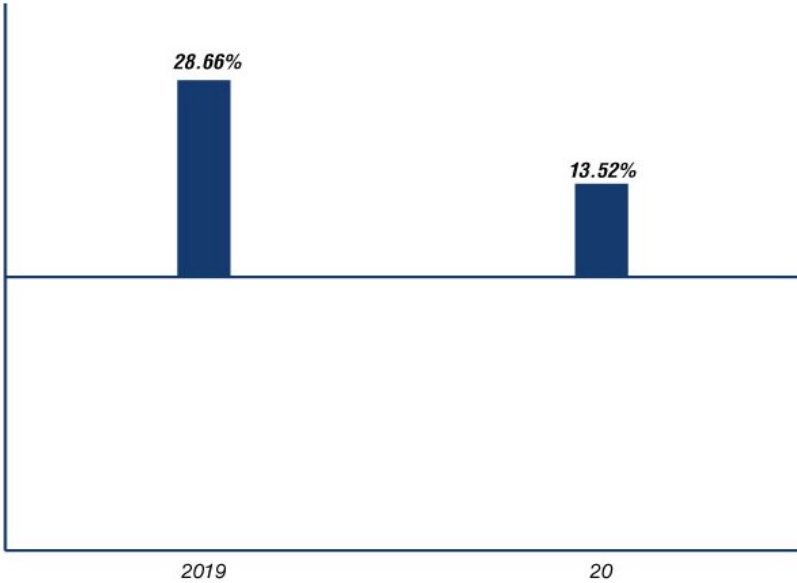
**Management Risk:** The risk that an investment technique used by the Fund’s portfolio manager may fail to produce the intended result.

For more information about the Fund’s risks, please see the “Additional Investment Strategies and Risks” section in this Prospectus.

Performance

The following bar chart and table provide some indication of the risks of investing in the Fund. The bar chart shows changes in the Fund’s performance from year to year. The table shows how the Fund’s average annual returns for 1, 5 and 10 years compared with those of a broad measure of market performance. The Fund’s past performance (before and after taxes) is not necessarily an indication of how the Fund will perform in the future. *Updated performance information is available at no cost by visiting [www.sterlingcapitalfunds.com](http://www.sterlingcapitalfunds.com) or by calling 1-800-228-1872.*

Class R6 Shares Annual Total Returns for years ended 12/31<sup>(1)</sup>



Best quarter:	21.52%	06/30/2020
Worst quarter:	-27.22%	03/31/2020

	1 Year	5 Years	10 Years
<b>Class R6 Shares<sup>(1)</sup></b>			
Return Before Taxes	13.52%	11.94%	12.05%
Return After Taxes on Distributions	13.08%	10.66%	10.52%
Return After Taxes on Distributions and Sale of Fund Shares	8.31%	9.29%	9.58%
<b>Russell 3000® Index</b>			
(reflects no deductions for fees, expenses, or taxes)	20.89%	15.43%	13.79%

(1) Performance for Class R6 Shares for periods prior to inception on February 1, 2018 is based on the performance of the Institutional Shares of the Fund.

## Sterling Capital Special Opportunities Fund

## Summary

After-tax returns are calculated using the historical highest individual federal marginal income tax rates and do not reflect the impact of state and local taxes. Actual after-tax returns depend on an investor's tax situation and may differ from those shown. After-tax returns are not relevant to investors who hold their Fund shares through tax-advantaged arrangements such as 401(k) plans or individual retirement accounts.

## Management

**Investment Adviser**

Sterling Capital Management LLC ("Sterling Capital")

**Portfolio Managers**

George F. Shipp, CFA  
Senior Managing Director of Sterling Capital and  
Lead Portfolio Manager  
Since inception

Joshua L. Haggerty, CFA  
Executive Director of Sterling Capital and  
Associate Portfolio Manager  
Since February 2016

## Purchase and Sale of Fund Shares

<b>Account and Investor Type</b>	<b>Minimum Initial Investment</b>	<b>Minimum Subsequent Investment</b>
Regular Account		
Group Retirement and Benefit Plans and 529 Plans	\$0	\$0
Eligible Institutional Investors and Accounts	\$5,000,000	\$0
Other Eligible Investors	\$10,000,000	\$0
Automatic Investment Plan		
Group Retirement and Benefit Plans and 529 Plans	\$0	\$25
Eligible Institutional Investors and Accounts	\$5,000,000	\$25
Other Eligible Investors	\$10,000,000	\$25

Class R6 Shares are available only to eligible group retirement and benefit plans, 529 plans, certain eligible institutional investors and accounts, including certain accounts at Truist Bank and its affiliates and predecessors where Truist Bank or its affiliates or predecessors (including, without limitation, their wealth management divisions) act in a fiduciary or discretionary capacity (excluding, without limitation, brokerage accounts), and certain other eligible investors that meet the applicable minimums stated above. Financial intermediaries such as clearing firms or record keepers that expect to receive compensation from a Fund or from Sterling Capital in the form of sub-recordkeeping, sub-transfer agency or other similar service fees are not eligible to purchase R6 Shares. R6 Shares are available for purchase on any business day when the New York Stock Exchange (the NYSE) is open for regular trading. Please contact your financial intermediary, plan administrator or the Funds directly at 1-800-228-1872 for more information regarding purchasing, redeeming and exchanging shares.

**Sterling Capital Special Opportunities Fund****Summary****Tax Information**

The Fund normally distributes its net investment income and net realized capital gains, if any, to shareholders. These distributions are generally taxable to you as ordinary income or capital gains, unless you are investing through a tax-advantaged arrangement, such as a 401(k) plan (which may be taxable upon withdrawal).

**Payments to Broker-Dealers and Other Financial Intermediaries**

If you purchase the Fund through a broker-dealer or other financial intermediary (such as a bank), the Fund and its related companies may pay the intermediary for the sale of Fund shares and related services. These payments may create a conflict of interest by influencing the broker-dealer or other intermediary and your salesperson to recommend the Fund over another investment. Ask your salesperson or visit your financial intermediary's Web site for more information.



## Summary

## Sterling Capital Equity Income Fund

### Institutional Shares BEGIX

### Investment Objective

The Fund seeks capital growth and current income.

### Fee Table

This table describes the fees and expenses that you may pay if you buy, hold, and sell shares of the Fund. You may pay other fees, such as brokerage commissions and other fees to financial intermediaries, which are not reflected in the tables and examples below.

#### Shareholder Fees (fees paid directly from your investment)

	<b>Institutional Shares</b>
Maximum Sales Charge (load) on Purchases (as a % of offering price)	None
Maximum Deferred Sales Charge (load) (as a % of the lesser of the cost of your shares or their net asset value at the time of redemption)	None
Redemption Fee	None

#### Annual Fund Operating Expenses (expenses that you pay each year as a percentage of the value of your investment)

	<b>Institutional Shares</b>
Management Fees	0.55%
Distribution and Service (12b-1) Fees	0.00%
Other Expenses	0.23%
Acquired Fund Fees and Expenses <sup>(1)</sup>	0.01%
Total Annual Fund Operating Expenses <sup>(1)</sup>	0.79%

<sup>(1)</sup> The Total Annual Fund Operating Expenses in the table above include fees and expenses incurred indirectly by the Fund as a result of its investment in other investment companies. To the extent that the Fund invests in acquired funds, Total Annual Fund Operating Expenses will not correlate to the ratio of expenses to average net assets in the Fund's Financial Highlights since the Financial Highlights reflect actual operating expenses of the Fund and do not include Acquired Fund Fees and Expenses.

#### Example

This example is intended to help you compare the cost of investing in the Fund with the cost of investing in other mutual funds. The example assumes that you invest \$10,000 in the Fund for the time periods indicated and then redeem all of your shares at the end of those periods. The example also assumes that your investment has a 5% return each year and that the Fund's operating expenses remain the same. Although your actual costs may be higher or lower, based on these assumptions your costs would be:

	<b>1 Year</b>	<b>3 Years</b>	<b>5 Years</b>	<b>10 Years</b>
<b>Institutional Shares</b>	\$81	\$252	\$439	\$978

#### Portfolio Turnover

The Fund pays transaction costs, such as commissions, when it buys and sells securities (or "turns over" its portfolio). A higher portfolio turnover rate may indicate higher transaction costs and may result in higher taxes when Fund shares are held in a taxable account. These costs, which are not reflected in annual fund operating expenses or in the example, affect the Fund's performance. During the most recent fiscal year, the Fund's portfolio turnover rate was 33.60% of the average value of its portfolio.

## Sterling Capital Equity Income Fund

## Summary

## Strategy, Risks and Performance

**Principal Strategy**

To pursue its investment objective, the Fund will invest, under normal circumstances, at least 80% of its net assets plus borrowings for investment purposes in equity securities. The Fund invests, under normal market conditions, primarily in dividend-paying equity securities, in particular common stocks of companies with a history of increasing dividend rates. The Fund may also invest in U.S. traded common stocks of foreign companies, including American Depositary Receipts. As part of its investment strategy, the Fund may invest in convertible securities that offer above average current yield with participation in underlying equity performance. Because yield is a consideration in selecting securities, the Fund may purchase stocks of companies that are out of favor in the financial community and, therefore, are selling below what the portfolio manager believes to be their long-term investment value. The portfolio manager also considers environmental, social and governance ("ESG") factors as part of the investment process. The Fund may invest in securities of issuers of any capitalization range.

The portfolio manager may consider selling a stock owned by the Fund when the factors that induced the portfolio manager to buy the stock have changed, the portfolio manager anticipates a negative change in the company's dividend policy, or to reduce the Fund's position in a particular stock if the stock represents a disproportionately large position within the Fund's portfolio.

In addition, the Fund may engage in writing covered call options on securities to generate income from premiums received in connection with the option. A call option gives the buyer the right to buy, and obligates the option seller to sell a security at a specified price. Generally, a written call option is covered if a fund owns the security or instrument underlying the call or has an absolute right to acquire that security or instrument without additional cash consideration. When the Fund writes a covered call option on a security, the Fund limits its opportunity to profit from an increase in the market price of the security above the exercise price of the option. The Fund will not write a covered call option if, as a result, the aggregate fair value of all portfolio securities covering call options exceeds 50% of the fair value of its net assets.

**Principal Risks**

All investments carry a certain amount of risk and the Fund cannot guarantee that it will achieve its investment objective. An investment in the Fund is not a deposit or obligation of any bank, is not endorsed or guaranteed by any bank and is not insured by the Federal Deposit Insurance Corporation ("FDIC") or any other government agency. You may lose money by investing in the Fund. Below are all of the principal risks of investing in the Fund.

**Market Risk:** The possibility that the Fund's stock holdings will decline in price because of a broad stock market decline. Markets generally move in cycles, with periods of rising prices followed by periods of falling prices. The value of your investment will tend to increase or decrease in response to these movements.

**Interest Rate Risk:** The possibility that the value of the Fund's investments will decline due to an increase in interest rates. Interest rate risk is generally higher for longer-term debt instruments and lower for shorter-term debt instruments.

**Investment Style Risk:** The possibility that the market segment on which this Fund focuses — income-producing equities — will underperform other kinds of investments or market averages.

**Company-Specific Risk:** The possibility that a particular stock may lose value due to factors specific to the company itself, including deterioration of its fundamental characteristics, an occurrence of adverse events at the company, or a downturn in its business prospects.

**Sterling Capital Equity Income Fund****Summary**

**Foreign Investment Risk:** Foreign securities involve risks not typically associated with investing in U.S. securities. Foreign securities may be adversely affected by various factors, including currency fluctuations and social, economic or political instability.

**Counterparty Risk:** The possibility that a counterparty to a contract will default or otherwise become unable to honor a financial obligation.

**Options Risk:** There are significant differences between the securities and options markets that could result in an imperfect correlation between these markets, causing an options transaction not to achieve its objectives. A decision as to whether, when and how to use options involves the exercise of skill and judgment, and even a well conceived transaction may be unsuccessful to some degree because of market behavior or unexpected events. There can be no assurance that a liquid secondary market will exist for any particular option at a particular time; as a result, it may be costly to liquidate options. There is also no assurance that a liquid market will exist for any particular option contract on an exchange.

**Dividend Risk:** Companies that issue dividend-yielding securities are not required to continue to pay dividends on such securities. Therefore, there is the possibility that such companies could reduce or eliminate the payment of dividends in the future.

**Convertible Securities Risk:** Convertible securities are securities that may be converted or exchanged into shares of an underlying stock or other asset at a stated exchange ratio or predetermined price. The market value of convertible securities tends to decline as interest rates increase and may be affected by changes in the price of the underlying security.

**Small Capitalization Company Risk:** Investing in smaller, lesser-known companies involves greater risk than investing in those that are more established. A small company's financial well-being may, for example, depend heavily on just a few products or services. In addition, small company stocks tend to trade less frequently and in lesser quantities, and their market prices often fluctuate more, than those of larger firms.

**Mid Capitalization Company Risk:** Investments in middle capitalization companies may be riskier, more volatile and more vulnerable to economic, market and industry changes than investments in larger, more established companies. As a result, share price changes may be more sudden or erratic than the prices of other equity securities, especially over the short term.

**Operational and Technology Risk:** Cyber-attacks, disruptions, or failures that affect the Fund's service providers, counterparties, market participants, or issuers of securities held by the Fund may adversely affect the Fund and its shareholders, including by causing losses for the Fund or impairing Fund operations.

**Management Risk:** The risk that an investment technique used by the Fund's portfolio manager may fail to produce the intended result.

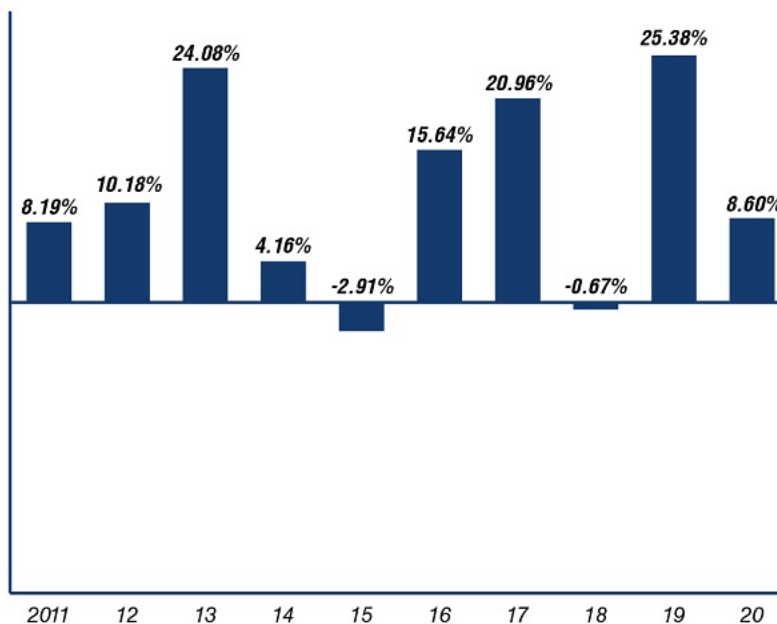
For more information about the Fund's risks, please see the "Additional Investment Strategies and Risks" section in this Prospectus.

## Sterling Capital Equity Income Fund

## Summary

**Performance**

The following bar chart and table provide some indication of the risks of investing in the Fund. The bar chart shows changes in the Fund's performance from year to year. The table shows how the Fund's average annual returns for 1, 5 and 10 years compared with those of a broad measure of market performance. The Fund's past performance (before and after taxes) is not necessarily an indication of how the Fund will perform in the future. *Updated performance information is available at no cost by visiting [www.sterlingcapitalfunds.com](http://www.sterlingcapitalfunds.com) or by calling 1-800-228-1872.*

**Institutional Shares Annual Total Returns for years ended 12/31**

Best quarter: 19.00% 06/30/2020  
Worst quarter: -25.28% 03/31/2020

	1 Year	5 Years	10 Years
<b>Institutional Shares</b>			
Return Before Taxes	8.60%	13.60%	10.96%
Return After Taxes on Distributions	8.05%	11.98%	9.62%
Return After Taxes on Distributions and Sale of Fund Shares	5.34%	10.60%	8.74%
<b>Russell 1000® Value Index</b>			
(reflects no deductions for fees, expenses, or taxes)	2.80%	9.74%	10.50%

After-tax returns are calculated using the historical highest individual federal marginal income tax rates and do not reflect the impact of state and local taxes. Actual after-tax returns depend on an investor's tax situation and may differ from those shown. After-tax returns are not relevant to investors who hold their Fund shares through tax-advantaged arrangements such as 401(k) plans or individual retirement accounts.



Summary

Management

**Investment Adviser**  
Sterling Capital Management LLC (“Sterling Capital”)

**Portfolio Managers**  
George F. Shipp, CFA  
Senior Managing Director of Sterling Capital and  
Lead Portfolio Manager  
Since inception

Adam B. Bergman, CFA  
Executive Director of Sterling Capital and  
Associate Portfolio Manager  
Since February 2016

Purchase and Sale of Fund Shares

Account Type	Minimum Initial Investment*	Minimum Subsequent Investment
Regular Account	\$1,000,000	\$0
Automatic Investment Plan	\$1,000,000	\$25

\* Investors purchasing shares through Truist Bank, its affiliates or other financial service providers or intermediaries approved by the Fund and other investors approved by the Fund are not subject to a minimum initial investment requirement.

You may buy or sell Institutional Shares of the Fund through procedures established by the Fund in connection with the requirements of fiduciary, advisory, agency, custodial and other similar accounts maintained by or on behalf of customers of Truist Bank or one of its affiliates or other financial service providers or intermediaries approved by the Fund. These parties are responsible for transmitting orders by close of business. Institutional Shares are available for purchase on any business day when the New York Stock Exchange (the NYSE) is open for regular trading. Please contact your investment representative or institution or the Funds directly at 1-800-228-1872 for more information regarding purchasing, redeeming and exchanging shares. In addition, Institutional Shares are available for purchase at [www.sterlingcapitalfunds.com](http://www.sterlingcapitalfunds.com).

Tax Information

The Fund normally distributes its net investment income and net realized capital gains, if any, to shareholders. These distributions are generally taxable to you as ordinary income or capital gains, unless you are investing through a tax-advantaged arrangement, such as a 401(k) plan (which may be taxable upon withdrawal) or an individual retirement account (which may be taxable upon withdrawal).

Payments to Broker-Dealers and Other Financial Intermediaries

If you purchase the Fund through a broker-dealer or other financial intermediary (such as a bank), the Fund and its related companies may pay the intermediary for the sale of Fund shares and related services. These payments may create a conflict of interest by influencing the broker-dealer or other intermediary and your salesperson to recommend the Fund over another investment. Ask your salesperson or visit your financial intermediary’s Web site for more information.



## Summary

## Sterling Capital Equity Income Fund

Class R Shares BAERX

### Investment Objective

The Fund seeks capital growth and current income.

### Fee Table

This table describes the fees and expenses that you may pay if you buy, hold, and sell shares of the Fund. You may pay other fees, such as brokerage commissions and other fees to financial intermediaries, which are not reflected in the tables and examples below.

#### Shareholder Fees (fees paid directly from your investment)

	Class R Shares
Maximum Sales Charge (load) on Purchases (as a % of offering price)	None
Maximum Deferred Sales Charge (load) (as a % of the lesser of the cost of your shares or their net asset value at the time of redemption)	None
Redemption Fee	None

#### Annual Fund Operating Expenses (expenses that you pay each year as a percentage of the value of your investment)

	Class R Shares
Management Fees	0.55%
Distribution and Service (12b-1) Fees	0.50%
Other Expenses	0.23%
Acquired Fund Fees and Expenses <sup>(1)</sup>	0.01%
Total Annual Fund Operating Expenses <sup>(1)</sup>	1.29%

<sup>(1)</sup> The Total Annual Fund Operating Expenses in the table above include fees and expenses incurred indirectly by the Fund as a result of its investment in other investment companies. To the extent that the Fund invests in acquired funds, Total Annual Fund Operating Expenses will not correlate to the ratio of expenses to average net assets in the Fund's Financial Highlights since the Financial Highlights reflect actual operating expenses of the Fund and do not include Acquired Fund Fees and Expenses.

#### Example

This example is intended to help you compare the cost of investing in the Fund with the cost of investing in other mutual funds. The example assumes that you invest \$10,000 in the Fund for the time periods indicated and then redeem all of your shares at the end of those periods. The example also assumes that your investment has a 5% return each year and that the Fund's operating expenses remain the same. Although your actual costs may be higher or lower, based on these assumptions your costs would be:

	1 Year	3 Years	5 Years	10 Years
Class R Shares	\$131	\$409	\$708	\$1,556

#### Portfolio Turnover

The Fund pays transaction costs, such as commissions, when it buys and sells securities (or "turns over" its portfolio). A higher portfolio turnover rate may indicate higher transaction costs and may result in higher taxes when Fund shares are held in a taxable account. These costs, which are not reflected in annual fund operating expenses or in the example, affect the Fund's performance. During the most recent fiscal year, the Fund's portfolio turnover rate was 33.60% of the average value of its portfolio.

## Sterling Capital Equity Income Fund

## Summary

## Strategy, Risks and Performance

**Principal Strategy**

To pursue its investment objective, the Fund will invest, under normal circumstances, at least 80% of its net assets plus borrowings for investment purposes in equity securities. The Fund invests, under normal market conditions, primarily in dividend-paying equity securities, in particular common stocks of companies with a history of increasing dividend rates. The Fund may also invest in U.S. traded common stocks of foreign companies, including American Depositary Receipts. As part of its investment strategy, the Fund may invest in convertible securities that offer above average current yield with participation in underlying equity performance. Because yield is a consideration in selecting securities, the Fund may purchase stocks of companies that are out of favor in the financial community and, therefore, are selling below what the portfolio manager believes to be their long-term investment value. The portfolio manager also considers environmental, social and governance ("ESG") factors as part of the investment process. The Fund may invest in securities of issuers of any capitalization range.

The portfolio manager may consider selling a stock owned by the Fund when the factors that induced the portfolio manager to buy the stock have changed, the portfolio manager anticipates a negative change in the company's dividend policy, or to reduce the Fund's position in a particular stock if the stock represents a disproportionately large position within the Fund's portfolio.

In addition, the Fund may engage in writing covered call options on securities to generate income from premiums received in connection with the option. A call option gives the buyer the right to buy, and obligates the option seller to sell a security at a specified price. Generally, a written call option is covered if a fund owns the security or instrument underlying the call or has an absolute right to acquire that security or instrument without additional cash consideration. When the Fund writes a covered call option on a security, the Fund limits its opportunity to profit from an increase in the market price of the security above the exercise price of the option. The Fund will not write a covered call option if, as a result, the aggregate fair value of all portfolio securities covering call options exceeds 50% of the fair value of its net assets.

**Principal Risks**

All investments carry a certain amount of risk and the Fund cannot guarantee that it will achieve its investment objective. An investment in the Fund is not a deposit or obligation of any bank, is not endorsed or guaranteed by any bank and is not insured by the Federal Deposit Insurance Corporation ("FDIC") or any other government agency. You may lose money by investing in the Fund. Below are all of the principal risks of investing in the Fund.

**Market Risk:** The possibility that the Fund's stock holdings will decline in price because of a broad stock market decline. Markets generally move in cycles, with periods of rising prices followed by periods of falling prices. The value of your investment will tend to increase or decrease in response to these movements.

**Interest Rate Risk:** The possibility that the value of the Fund's investments will decline due to an increase in interest rates. Interest rate risk is generally higher for longer-term debt instruments and lower for shorter-term debt instruments.

**Investment Style Risk:** The possibility that the market segment on which this Fund focuses — income-producing equities — will underperform other kinds of investments or market averages.

**Company-Specific Risk:** The possibility that a particular stock may lose value due to factors specific to the company itself, including deterioration of its fundamental characteristics, an occurrence of adverse events at the company, or a downturn in its business prospects.

## Sterling Capital Equity Income Fund

## Summary

**Foreign Investment Risk:** Foreign securities involve risks not typically associated with investing in U.S. securities. Foreign securities may be adversely affected by various factors, including currency fluctuations and social, economic or political instability.

**Counterparty Risk:** The possibility that a counterparty to a contract will default or otherwise become unable to honor a financial obligation.

**Options Risk:** There are significant differences between the securities and options markets that could result in an imperfect correlation between these markets, causing an options transaction not to achieve its objectives. A decision as to whether, when and how to use options involves the exercise of skill and judgment, and even a well conceived transaction may be unsuccessful to some degree because of market behavior or unexpected events. There can be no assurance that a liquid secondary market will exist for any particular option at a particular time; as a result, it may be costly to liquidate options. There is also no assurance that a liquid market will exist for any particular option contract on an exchange.

**Dividend Risk:** Companies that issue dividend-yielding securities are not required to continue to pay dividends on such securities. Therefore, there is the possibility that such companies could reduce or eliminate the payment of dividends in the future.

**Convertible Securities Risk:** Convertible securities are securities that may be converted or exchanged into shares of an underlying stock or other asset at a stated exchange ratio or predetermined price. The market value of convertible securities tends to decline as interest rates increase and may be affected by changes in the price of the underlying security.

**Small Capitalization Company Risk:** Investing in smaller, lesser-known companies involves greater risk than investing in those that are more established. A small company's financial well-being may, for example, depend heavily on just a few products or services. In addition, small company stocks tend to trade less frequently and in lesser quantities, and their market prices often fluctuate more, than those of larger firms.

**Mid Capitalization Company Risk:** Investments in middle capitalization companies may be riskier, more volatile and more vulnerable to economic, market and industry changes than investments in larger, more established companies. As a result, share price changes may be more sudden or erratic than the prices of other equity securities, especially over the short term.

**Operational and Technology Risk:** Cyber-attacks, disruptions, or failures that affect the Fund's service providers, counterparties, market participants, or issuers of securities held by the Fund may adversely affect the Fund and its shareholders, including by causing losses for the Fund or impairing Fund operations.

**Management Risk:** The risk that an investment technique used by the Fund's portfolio manager may fail to produce the intended result.

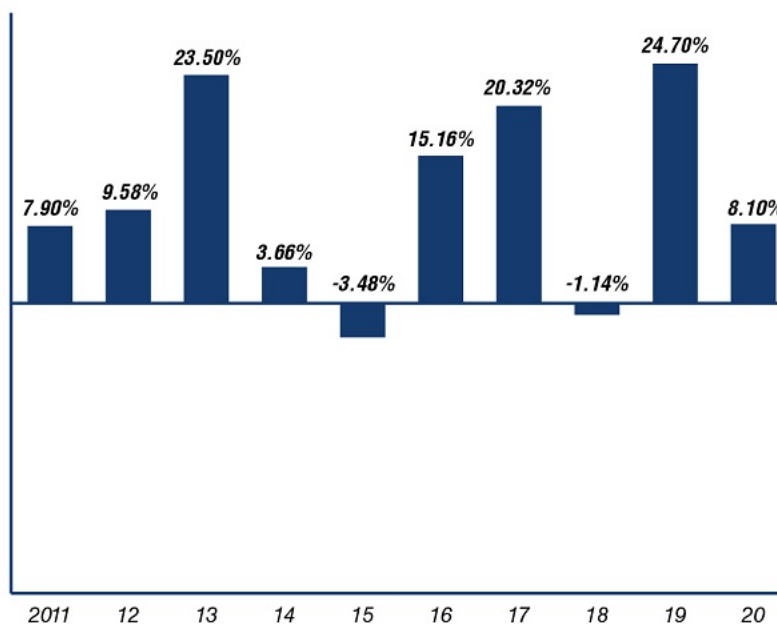
For more information about the Fund's risks, please see the "Additional Investment Strategies and Risks" section in this Prospectus.

## Sterling Capital Equity Income Fund

## Summary

**Performance**

The following bar chart and table provide some indication of the risks of investing in the Fund. The bar chart shows changes in the Fund's performance from year to year for Class R Shares. The table shows how the Fund's average annual returns for 1, 5 and 10 years compared with those of a broad measure of market performance. The Fund's past performance (before and after taxes) is not necessarily an indication of how the Fund will perform in the future. *Updated performance information is available at no cost by visiting [www.sterlingcapitalfunds.com](http://www.sterlingcapitalfunds.com) or by calling 1-800-228-1872.*

**Class R Shares Annual Total Returns for years ended 12/31**

Best quarter:	18.88%	06/30/2020
Worst quarter:	-25.34%	03/31/2020

	1 Year	5 Years	10 Years
<b>Class R Shares</b>			
Return Before Taxes	8.10%	13.05%	10.43%
Return After Taxes on Distributions	7.69%	11.55%	9.21%
Return After Taxes on Distributions and Sale of Fund Shares	4.98%	10.18%	8.32%
<b>Russell 1000<sup>®</sup> Value Index</b>			
(reflects no deductions for fees, expenses, or taxes)	2.80%	9.74%	10.50%

After-tax returns are calculated using the historical highest individual federal marginal income tax rates and do not reflect the impact of state and local taxes. Actual after-tax returns depend on an investor's tax situation and may differ from those shown. After-tax returns are not relevant to investors who hold their Fund shares through tax-advantaged arrangements such as 401(k) plans or individual retirement accounts.

**Sterling Capital Equity Income Fund****Summary****Management**

**Investment Adviser**  
Sterling Capital Management LLC (“Sterling Capital”)

**Portfolio Managers**  
George F. Shipp, CFA  
Senior Managing Director of Sterling Capital and  
Lead Portfolio Manager  
Since inception

Adam B. Bergman, CFA  
Executive Director of Sterling Capital and  
Associate Portfolio Manager  
Since February 2016

**Purchase and Sale of Fund Shares**

<b>Account Type</b>	<b>Minimum Initial Investment</b>	<b>Minimum Subsequent Investment</b>
Regular Account	\$1,000	\$0
Automatic Investment Plan	\$25	\$25

Class R Shares are available only to certain specified benefits plans (an “Eligible Plan”), such as 401(k) plans, 457 plans, and employer sponsored 403(b) plans whereby the plan or the plan’s financial service firm has an agreement with the Fund, Distributor or Adviser to utilize Class R Shares in certain investment products or programs. Class R Shares also are available to certain registered investment adviser platforms and wrap products. Eligible Plan participants generally must contact their plan administrator to open an account or purchase, redeem or exchange shares. Please call 1-800-228-1872 for more information.

**Tax Information**

The Fund normally distributes its net investment income and net realized capital gains, if any, to shareholders. These distributions are generally taxable to you as ordinary income or capital gains, unless you are investing through a tax-advantaged arrangement, such as a 401(k) plan (which may be taxable upon withdrawal) or an individual retirement account (which may be taxable upon withdrawal).

**Payments to Broker-Dealers and Other Financial Intermediaries**

If you purchase the Fund through a broker-dealer or other financial intermediary (such as a bank), the Fund and its related companies may pay the intermediary for the sale of Fund shares and related services. These payments may create a conflict of interest by influencing the broker-dealer or other intermediary and your salesperson to recommend the Fund over another investment. Ask your salesperson or visit your financial intermediary’s Web site for more information.



## Summary

## Sterling Capital Equity Income Fund

Class R6 Shares STREX

### Investment Objective

The Fund seeks capital growth and current income.

### Fee Table

This table describes the fees and expenses that you may pay if you buy, hold, and sell shares of the Fund. You may pay other fees, such as brokerage commissions and other fees to financial intermediaries, which are not reflected in the tables and examples below.

#### Shareholder Fees (fees paid directly from your investment)

	Class R6 Shares
Maximum Sales Charge (load) on Purchases (as a % of offering price)	None
Maximum Deferred Sales Charge (load) (as a % of the lesser of the cost of your shares or their net asset value at the time of redemption)	None
Redemption Fee	None

#### Annual Fund Operating Expenses (expenses that you pay each year as a percentage of the value of your investment)

	Class R6 Shares
Management Fees	0.55%
Distribution and Service (12b-1) Fees	0.00%
Other Expenses	0.23%
Acquired Fund Fees and Expenses <sup>(1)</sup>	0.01%
Total Annual Fund Operating Expenses <sup>(1)</sup>	0.79%
Fee Waiver or Expense Reimbursement <sup>(2)</sup>	-0.10%
Total Annual Fund Operating Expenses After Fee Waiver or Expense Reimbursement <sup>(1), (2)</sup>	0.69%

- (1) The Total Annual Fund Operating Expenses in the table above include fees and expenses incurred indirectly by the Fund as a result of its investment in other investment companies. To the extent that the Fund invests in acquired funds, Total Annual Fund Operating Expenses will not correlate to the ratio of expenses to average net assets in the Fund's Financial Highlights since the Financial Highlights reflect actual operating expenses of the Fund and do not include Acquired Fund Fees and Expenses.
- (2) The Fund's administrator, Sterling Capital Management LLC ("Sterling Capital"), has contractually agreed to waive its administrative fees, pay Fund operating expenses, and/or reimburse the Fund 0.10% of the Class R6 Shares' average daily net assets for the period from February 1, 2021 through January 31, 2022. This contractual waiver may be terminated during this period only by the Fund's Board of Trustees, and will automatically terminate upon termination of the Administration Agreement between the Fund and Sterling Capital.

#### Example

This example is intended to help you compare the cost of investing in the Fund with the cost of investing in other mutual funds. The example assumes that you invest \$10,000 in the Fund for the time periods indicated and then redeem all of your shares at the end of those periods. The example also assumes that your investment has a 5% return each year and that the Fund's operating expenses remain the same, except for the expiration of the current contractual expense limitation on January 31, 2022. Although your actual costs may be higher or lower, based on these assumptions your costs would be:

	1 Year	3 Years	5 Years	10 Years
Class R6 Shares	\$70	\$242	\$429	\$969

**Sterling Capital Equity Income Fund****Summary****Portfolio Turnover**

The Fund pays transaction costs, such as commissions, when it buys and sells securities (or “turns over” its portfolio). A higher portfolio turnover rate may indicate higher transaction costs and may result in higher taxes when Fund shares are held in a taxable account. These costs, which are not reflected in annual fund operating expenses or in the example, affect the Fund’s performance. During the most recent fiscal year, the Fund’s portfolio turnover rate was 33.60% of the average value of its portfolio.

**Strategy, Risks and Performance****Principal Strategy**

To pursue its investment objective, the Fund will invest, under normal circumstances, at least 80% of its net assets plus borrowings for investment purposes in equity securities. The Fund invests, under normal market conditions, primarily in dividend-paying equity securities, in particular common stocks of companies with a history of increasing dividend rates. The Fund may also invest in U.S. traded common stocks of foreign companies, including American Depositary Receipts. As part of its investment strategy, the Fund may invest in convertible securities that offer above average current yield with participation in underlying equity performance. Because yield is a consideration in selecting securities, the Fund may purchase stocks of companies that are out of favor in the financial community and, therefore, are selling below what the portfolio manager believes to be their long-term investment value. The portfolio manager also considers environmental, social and governance (“ESG”) factors as part of the investment process. The Fund may invest in securities of issuers of any capitalization range.

The portfolio manager may consider selling a stock owned by the Fund when the factors that induced the portfolio manager to buy the stock have changed, the portfolio manager anticipates a negative change in the company’s dividend policy, or to reduce the Fund’s position in a particular stock if the stock represents a disproportionately large position within the Fund’s portfolio.

In addition, the Fund may engage in writing covered call options on securities to generate income from premiums received in connection with the option. A call option gives the buyer the right to buy, and obligates the option seller to sell a security at a specified price. Generally, a written call option is covered if a fund owns the security or instrument underlying the call or has an absolute right to acquire that security or instrument without additional cash consideration. When the Fund writes a covered call option on a security, the Fund limits its opportunity to profit from an increase in the market price of the security above the exercise price of the option. The Fund will not write a covered call option if, as a result, the aggregate fair value of all portfolio securities covering call options exceeds 50% of the fair value of its net assets.

**Principal Risks**

All investments carry a certain amount of risk and the Fund cannot guarantee that it will achieve its investment objective. An investment in the Fund is not a deposit or obligation of any bank, is not endorsed or guaranteed by any bank and is not insured by the Federal Deposit Insurance Corporation (“FDIC”) or any other government agency. You may lose money by investing in the Fund. Below are all of the principal risks of investing in the Fund.

**Market Risk:** The possibility that the Fund’s stock holdings will decline in price because of a broad stock market decline. Markets generally move in cycles, with periods of rising prices followed by periods of falling prices. The value of your investment will tend to increase or decrease in response to these movements.



**Sterling Capital Equity Income Fund****Summary**

**Interest Rate Risk:** The possibility that the value of the Fund's investments will decline due to an increase in interest rates. Interest rate risk is generally higher for longer-term debt instruments and lower for shorter-term debt instruments.

**Investment Style Risk:** The possibility that the market segment on which this Fund focuses — income-producing equities — will underperform other kinds of investments or market averages.

**Company-Specific Risk:** The possibility that a particular stock may lose value due to factors specific to the company itself, including deterioration of its fundamental characteristics, an occurrence of adverse events at the company, or a downturn in its business prospects.

**Foreign Investment Risk:** Foreign securities involve risks not typically associated with investing in U.S. securities. Foreign securities may be adversely affected by various factors, including currency fluctuations and social, economic or political instability.

**Counterparty Risk:** The possibility that a counterparty to a contract will default or otherwise become unable to honor a financial obligation.

**Options Risk:** There are significant differences between the securities and options markets that could result in an imperfect correlation between these markets, causing an options transaction not to achieve its objectives. A decision as to whether, when and how to use options involves the exercise of skill and judgment, and even a well conceived transaction may be unsuccessful to some degree because of market behavior or unexpected events. There can be no assurance that a liquid secondary market will exist for any particular option at a particular time; as a result, it may be costly to liquidate options. There is also no assurance that a liquid market will exist for any particular option contract on an exchange.

**Dividend Risk:** Companies that issue dividend-yielding securities are not required to continue to pay dividends on such securities. Therefore, there is the possibility that such companies could reduce or eliminate the payment of dividends in the future.

**Convertible Securities Risk:** Convertible securities are securities that may be converted or exchanged into shares of an underlying stock or other asset at a stated exchange ratio or predetermined price. The market value of convertible securities tends to decline as interest rates increase and may be affected by changes in the price of the underlying security.

**Small Capitalization Company Risk:** Investing in smaller, lesser-known companies involves greater risk than investing in those that are more established. A small company's financial well-being may, for example, depend heavily on just a few products or services. In addition, small company stocks tend to trade less frequently and in lesser quantities, and their market prices often fluctuate more, than those of larger firms.

**Mid Capitalization Company Risk:** Investments in middle capitalization companies may be riskier, more volatile and more vulnerable to economic, market and industry changes than investments in larger, more established companies. As a result, share price changes may be more sudden or erratic than the prices of other equity securities, especially over the short term.

**Operational and Technology Risk:** Cyber-attacks, disruptions, or failures that affect the Fund's service providers, counterparties, market participants, or issuers of securities held by the Fund may adversely affect the Fund and its shareholders, including by causing losses for the Fund or impairing Fund operations.

**Management Risk:** The risk that an investment technique used by the Fund's portfolio manager may fail to produce the intended result.

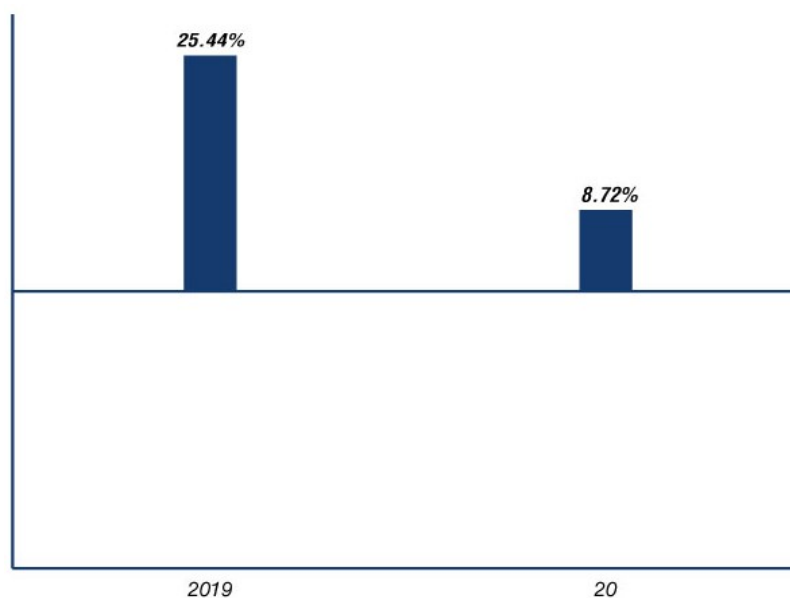
## Sterling Capital Equity Income Fund

## Summary

For more information about the Fund's risks, please see the "Additional Investment Strategies and Risks" section in this Prospectus.

**Performance**

The following bar chart and table provide some indication of the risks of investing in the Fund. The bar chart shows changes in the Fund's performance from year to year. The table shows how the Fund's average annual returns for 1, 5 and 10 years compared with those of a broad measure of market performance. The Fund's past performance (before and after taxes) is not necessarily an indication of how the Fund will perform in the future. *Updated performance information is available at no cost by visiting [www.sterlingcapitalfunds.com](http://www.sterlingcapitalfunds.com) or by calling 1-800-228-1872.*

**Class R6 Shares Annual Total Returns for years ended 12/31<sup>(1)</sup>**

Best quarter:	19.02%	06/30/2020
Worst quarter:	-25.21%	03/31/2020

	1 Year	5 Years	10 Years
<b>Class R6 Shares<sup>(1)</sup></b>			
Return Before Taxes	8.72%	13.67%	10.99%
Return After Taxes on Distributions	8.13%	12.03%	9.65%
Return After Taxes on Distributions and Sale of Fund Shares	5.43%	10.65%	8.77%
<b>Russell 1000<sup>®</sup> Value Index</b>			
(reflects no deductions for fees, expenses, or taxes)	2.80%	9.74%	10.50%

<sup>(1)</sup> Performance for Class R6 Shares for periods prior to inception on February 1, 2018 is based on the performance of the Institutional Shares of the Fund.

## Sterling Capital Equity Income Fund

## Summary

After-tax returns are calculated using the historical highest individual federal marginal income tax rates and do not reflect the impact of state and local taxes. Actual after-tax returns depend on an investor's tax situation and may differ from those shown. After-tax returns are not relevant to investors who hold their Fund shares through tax-advantaged arrangements such as 401(k) plans or individual retirement accounts.

## Management

**Investment Adviser**

Sterling Capital Management LLC ("Sterling Capital")

**Portfolio Managers**

George F. Shipp, CFA  
Senior Managing Director of Sterling Capital and  
Lead Portfolio Manager  
Since inception

Adam B. Bergman, CFA  
Executive Director of Sterling Capital and  
Associate Portfolio Manager  
Since February 2016

## Purchase and Sale of Fund Shares

<b>Account and Investor Type</b>	<b>Minimum Initial Investment</b>	<b>Minimum Subsequent Investment</b>
Regular Account		
Group Retirement and Benefit Plans and 529 Plans	\$0	\$0
Eligible Institutional Investors and Accounts	\$5,000,000	\$0
Other Eligible Investors	\$10,000,000	\$0
Automatic Investment Plan		
Group Retirement and Benefit Plans and 529 Plans	\$0	\$25
Eligible Institutional Investors and Accounts	\$5,000,000	\$25
Other Eligible Investors	\$10,000,000	\$25

Class R6 Shares are available only to eligible group retirement and benefit plans, 529 plans, certain eligible institutional investors and accounts, including certain accounts at Truist Bank and its affiliates and predecessors where Truist Bank or its affiliates or predecessors (including, without limitation, their wealth management divisions) act in a fiduciary or discretionary capacity (excluding, without limitation, brokerage accounts), and certain other eligible investors that meet the applicable minimums stated above. Financial intermediaries such as clearing firms or record keepers that expect to receive compensation from a Fund or from Sterling Capital in the form of sub-recordkeeping, sub-transfer agency or other similar service fees are not eligible to purchase R6 Shares. R6 Shares are available for purchase on any business day when the New York Stock Exchange (the NYSE) is open for regular trading. Please contact your financial intermediary, plan administrator or the Funds directly at 1-800-228-1872 for more information regarding purchasing, redeeming and exchanging shares.

## Tax Information

The Fund normally distributes its net investment income and net realized capital gains, if any, to shareholders. These distributions are generally taxable to you as ordinary income or capital gains, unless you are investing through a tax-advantaged arrangement, such as a 401(k) plan (which may be taxable upon withdrawal).

**Sterling Capital Equity Income Fund****Summary****Payments to Broker-Dealers and Other Financial Intermediaries**

If you purchase the Fund through a broker-dealer or other financial intermediary (such as a bank), the Fund and its related companies may pay the intermediary for the sale of Fund shares and related services. These payments may create a conflict of interest by influencing the broker-dealer or other intermediary and your salesperson to recommend the Fund over another investment. Ask your salesperson or visit your financial intermediary's Web site for more information.

79



## Summary

## Sterling Capital Behavioral International Equity Fund

### Institutional Shares SBIIX

### Investment Objective

The Fund seeks maximum long-term total return, by investing primarily in international developed market equity securities.

### Fee Table

This table describes the fees and expenses that you may pay if you buy, hold, and sell shares of the Fund. You may pay other fees, such as brokerage commissions and other fees to financial intermediaries, which are not reflected in the tables and examples below.

#### Shareholder Fees (fees paid directly from your investment)

	Institutional Shares
Maximum Sales Charge (load) on Purchases (as a % of offering price)	None
Maximum Deferred Sales Charge (load) (as a % of the lesser of the cost of your shares or their net asset value at the time of redemption)	None
Redemption Fee	None

#### Annual Fund Operating Expenses (expenses that you pay each year as a percentage of the value of your investment)

	Institutional Shares
Management Fees	0.40%
Distribution and Service (12b-1) Fees	0.00%
Other Expenses	0.23%
Total Annual Fund Operating Expenses	0.63%

#### Example

This example is intended to help you compare the cost of investing in the Fund with the cost of investing in other mutual funds. The example assumes that you invest \$10,000 in the Fund for the time periods indicated and then redeem all of your shares at the end of those periods. The example also assumes that your investment has a 5% return each year and that the Fund's operating expenses remain the same. Although your actual costs may be higher or lower, based on these assumptions your costs would be:

	1 Year	3 Years	5 Years	10 Years
Institutional Shares	\$64	\$202	\$351	\$786

#### Portfolio Turnover

The Fund pays transaction costs, such as commissions, when it buys and sells securities (or "turns over" its portfolio). A higher portfolio turnover rate may indicate higher transaction costs and may result in higher taxes when Fund shares are held in a taxable account. These costs, which are not reflected in annual fund operating expenses or in the example, affect the Fund's performance. During the most recent fiscal year, the Fund's portfolio turnover rate was 164.02% of the average value of its portfolio.

## Sterling Capital Behavioral International Equity Fund

## Summary

## Strategy, Risks and Performance

**Principal Strategy**

To pursue its investment objective, the Fund will invest, under normal circumstances, at least 80% of its net assets plus borrowings for investment purposes in equity securities of foreign (non-U.S.) companies. Under normal market conditions, the Fund primarily invests in “developed market” equity securities, which encompasses markets included in the MSCI EAFE<sup>®</sup> Index and other markets with similar characteristics (e.g., sustained economic development, sufficient liquidity for listed companies and accessible markets). The Fund also may invest in securities of real estate investment trusts (“REITs”) and exchange-traded funds (“ETFs”). The Fund may invest in securities of issuers of any capitalization range.

Sterling Capital applies “behavioral finance” principles in the construction of the Fund’s portfolio. Behavioral finance theorizes that investment decisions are often influenced by biases, heuristics (i.e., experienced-based techniques for decision making) and emotion, and that investors can be predictable (and, at times, irrational) in their decision making. These emotionally charged investment decisions can lead to stock price anomalies that create opportunities in the marketplace. Sterling Capital seeks to capitalize on these behaviorally driven market anomalies by employing a disciplined investment process. In implementing behavioral finance principles, Sterling Capital ranks companies in the Fund’s investment universe based on a number of factors that it believes can be indicators of under- or over-valuation of a security by the market, such as valuation (e.g., seeking to invest in companies that Sterling Capital believes are undervalued), price momentum (e.g., identifying securities that Sterling Capital believes will experience sustained positive price momentum) and earnings revisions (e.g., identifying and capitalizing on what Sterling Capital believes are under-reactions by the market to positive earnings revisions). Sterling Capital also takes into account such factors as market capitalization, country exposure, and sector exposure to construct a diversified portfolio. Sterling Capital considers selling a security when the security’s ranking becomes less attractive and/or in light of liquidity, sector exposure, country exposure or diversification considerations.

**Principal Risks**

All investments carry a certain amount of risk and the Fund cannot guarantee that it will achieve its investment objective. An investment in the Fund is not a deposit or obligation of any bank, is not endorsed or guaranteed by any bank and is not insured by the Federal Deposit Insurance Corporation (“FDIC”) or any other government agency. You may lose money by investing in the Fund. Below are all of the principal risks of investing in the Fund.

**Foreign Investment Risk:** Foreign securities involve risks not typically associated with investing in U.S. securities. The market prices of many foreign securities fluctuate more than those of U.S. securities. Foreign securities may be adversely affected by various factors, including custody and trade settlement practices, higher transaction costs, application of non-U.S. taxes, lower liquidity and stability compared to U.S. markets, currency fluctuations and social, economic or political instability.

**Foreign Currency Risk:** Fluctuations in exchange rates can adversely affect the market value of foreign currency holdings and investments denominated in foreign currencies.

**Market Risk:** The possibility that the Fund’s stock holdings will decline in price because of a broad stock market decline. Markets generally move in cycles, with periods of rising prices followed by periods of falling prices. The value of your investment will tend to increase or decrease in response to these movements.

## Sterling Capital Behavioral International Equity Fund

## Summary

**Investment Style Risk:** The possibility that a market segment on which this Fund focuses — foreign stocks, value stocks and momentum stocks — will underperform other kinds of investments or market averages. In addition, the Fund's focus on behavioral finance principles may cause the Fund to underperform funds that do not employ a behavioral finance strategy. There can be no guarantee that the factors that the Fund's investment adviser considers in selecting stocks, and the weight that the adviser puts on each factor, will be effective in identifying and capitalizing on stock price anomalies.

**Company-Specific Risk:** The possibility that a particular stock may lose value due to factors specific to the company itself, including deterioration of its fundamental characteristics, an occurrence of adverse events at the company, or a downturn in its business prospects.

**Real Estate-Related Investment and REIT Risk:** Real estate-related investments may decline in value as a result of factors affecting the real estate industry. Risks associated with investments in securities of companies in the real estate industry include decline in the value of the underlying real estate, default, prepayment, changes in value resulting from changes in interest rates and demand for real and rental property, and the management skill and creditworthiness of REIT issuers. The Fund will indirectly bear its proportionate share of expenses, including management fees, paid by each REIT in which the Fund invests.

**ETF Risk:** The risks associated with investing in ETFs include the risks of owning the underlying securities the ETF is designed to track. Lack of liquidity in an ETF could result in the ETF being more volatile than the underlying portfolio of securities. When the Fund invests in an ETF, in addition to directly bearing expenses associated with its own operations, the Fund will bear a pro rata portion of the ETF's expenses. As a result, it may be more costly to own an ETF than owning the underlying portfolio of securities directly.

**Mid Capitalization Company Risk:** Investments in middle capitalization companies may be riskier, more volatile and more vulnerable to economic, market and industry changes than investments in larger, more established companies. As a result, share price changes may be more sudden or erratic than the prices of other equity securities, especially over the short term.

**Small Capitalization Company Risk:** Investing in smaller, lesser-known companies involves greater risk than investing in those that are more established. A small company's financial well-being may, for example, depend heavily on just a few products or services. In addition, small company stocks tend to trade less frequently and in lesser quantities, and their market prices fluctuate more, than those of larger firms.

**Active Trading Risk:** The Fund may trade securities actively, which could increase its transaction costs (thereby lowering its performance) and may increase the amount of taxes that a shareholder pays, by increasing the amount of the Fund's realized capital gains and increasing the portion of the Fund's realized capital gains that are short-term capital gains.

**Operational and Technology Risk:** Cyber-attacks, disruptions, or failures that affect the Fund's service providers, counterparties, market participants, or issuers of securities held by the Fund may adversely affect the Fund and its shareholders, including by causing losses for the Fund or impairing Fund operations.

**Focused Investment Risk:** Investments focused in asset classes, countries, regions, sectors, industries, or issuers that are subject to the same or similar risk factors and investments whose prices are closely correlated are subject to greater overall risk than investments that are more diversified or whose prices are not as closely correlated.

## Sterling Capital Behavioral International Equity Fund

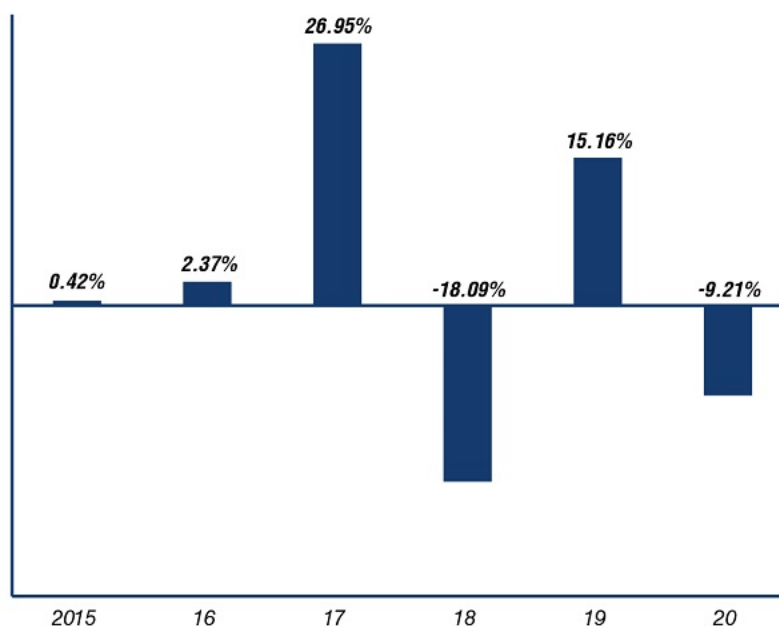
## Summary

**Management Risk:** The risk that an investment technique used by the Fund's portfolio manager may fail to produce the intended result.

For more information about the Fund's risks, please see the "Additional Investment Strategies and Risks" section in this Prospectus.

**Performance**

The following bar chart and table provide some indication of the risks of investing in the Fund. The bar chart shows the annual total return for the Fund. The table shows how the Fund's average annual returns for 1 and 5 years and since the Fund's inception compared with those of a broad measure of market performance. The Fund's past performance (before and after taxes) is not necessarily an indication of how the Fund will perform in the future. *Updated performance information is available at no cost by visiting [www.sterlingcapitalfunds.com](http://www.sterlingcapitalfunds.com) or by calling 1-800-228-1872.*

**Institutional Shares Annual Total Returns for years ended 12/31**

Best quarter: 12.41% 06/30/2020  
Worst quarter: -29.55% 03/31/2020

	1 Year	5 Year	Since Inception
<b>Institutional Shares</b>			(11/28/14)
Return Before Taxes	-9.21%	2.16%	1.40%
Return After Taxes on Distributions	-9.68%	1.34%	0.64%
Return After Taxes on Distributions and Sale of Fund Shares	-4.92%	1.76%	1.16%
<b>MSCI EAFE<sup>®</sup> Net Index</b>			(11/30/14)
(reflects no deductions for fees, expenses, or taxes)	7.82%	7.45%	5.33%



**Sterling Capital Behavioral International Equity Fund****Summary**

After-tax returns are calculated using the historical highest individual federal marginal income tax rates and do not reflect the impact of state and local taxes. Actual after-tax returns depend on an investor's tax situation and may differ from those shown. After-tax returns are not relevant to investors who hold their Fund shares through tax-advantaged arrangements such as 401(k) plans or individual retirement accounts.

**Management****Investment Adviser**

Sterling Capital Management LLC

**Portfolio Managers**

Robert W. Bridges, CFA  
Senior Managing Director of Sterling Capital and Co-Portfolio Manager  
Since inception

Robert O. Weller, CFA  
Executive Director of Sterling Capital and Co-Portfolio Manager  
Since inception

**Purchase and Sale of Fund Shares**

<b>Account Type</b>	<b>Minimum Initial Investment*</b>	<b>Minimum Subsequent Investment</b>
Regular Account	\$1,000,000	\$0
Automatic Investment Plan	\$1,000,000	\$25

\* Investors purchasing shares through Truist Bank, its affiliates or other financial service providers or intermediaries approved by the Fund and other investors approved by the Fund are not subject to a minimum initial investment requirement.

You may buy or sell Institutional Shares of the Fund through procedures established by the Fund in connection with the requirements of fiduciary, advisory, agency, custodial and other similar accounts maintained by or on behalf of customers of Truist Bank or one of its affiliates or other financial service providers or intermediaries approved by the Fund. These parties are responsible for transmitting orders by close of business. Institutional Shares are available for purchase on any business day when the New York Stock Exchange (the NYSE) is open for regular trading. Please contact your investment representative or institution or the Funds directly at 1-800-228-1872 for more information regarding purchasing, redeeming and exchanging shares. Institutional Shares are also available for purchase at [www.sterlingcapitalfunds.com](http://www.sterlingcapitalfunds.com).

**Tax Information**

The Fund normally distributes its net investment income and net realized capital gains, if any, to shareholders. These distributions are generally taxable to you as ordinary income or capital gains, unless you are investing through a tax-advantaged arrangement, such as a 401(k) plan (which may be taxable upon withdrawal) or an individual retirement account (which may be taxable upon withdrawal).

**Payments to Broker-Dealers and Other Financial Intermediaries**

If you purchase the Fund through a broker-dealer or other financial intermediary (such as a bank), the Fund and its related companies may pay the intermediary for the sale of Fund shares and related services. These payments may create a conflict of interest by influencing the broker-dealer or other intermediary and your salesperson to recommend the Fund over another investment. Ask your salesperson or visit your financial intermediary's Web site for more information.



## Summary

## Sterling Capital Behavioral International Equity Fund

Class R6 Shares STRCX

### Investment Objective

The Fund seeks maximum long-term total return, by investing primarily in international developed market equity securities.

### Fee Table

This table describes the fees and expenses that you may pay if you buy, hold, and sell shares of the Fund. You may pay other fees, such as brokerage commissions and other fees to financial intermediaries, which are not reflected in the tables and examples below.

#### Shareholder Fees (fees paid directly from your investment)

	Class R6 Shares
Maximum Sales Charge (load) on Purchases (as a % of offering price)	None
Maximum Deferred Sales Charge (load) (as a % of the lesser of the cost of your shares or their net asset value at the time of redemption)	None
Redemption Fee	None

#### Annual Fund Operating Expenses (expenses that you pay each year as a percentage of the value of your investment)

	Class R6 Shares
Management Fees	0.40%
Distribution and Service (12b-1) Fees	0.00%
Other Expenses	0.23%
Total Annual Fund Operating Expenses	0.63%
Fee Waiver or Expense Reimbursement <sup>(1)</sup>	-0.05%
Total Annual Fund Operating Expenses After Fee Waiver or Expense Reimbursement <sup>(1)</sup>	0.58%

- (1) The Fund's administrator, Sterling Capital Management LLC ("Sterling Capital"), has contractually agreed to waive its administrative fees, pay Fund operating expenses, and/or reimburse the Fund 0.05% of the Class R6 Shares' average daily net assets for the period from February 1, 2021 through January 31, 2022. This contractual waiver may be terminated during this period only by the Fund's Board of Trustees, and will automatically terminate upon termination of the Administration Agreement between the Fund and Sterling Capital.

#### Example

This example is intended to help you compare the cost of investing in the Fund with the cost of investing in other mutual funds. The example assumes that you invest \$10,000 in the Fund for the time periods indicated and then redeem all of your shares at the end of those periods. The example also assumes that your investment has a 5% return each year and that the Fund's operating expenses remain the same, except for the expiration of the current contractual expense limitation on January 31, 2022. Although your actual costs may be higher or lower, based on these assumptions your costs would be:

	1 Year	3 Years	5 Years	10 Years
Class R6 Shares	\$59	\$197	\$346	\$782

## Sterling Capital Behavioral International Equity Fund

### Summary

#### Portfolio Turnover

The Fund pays transaction costs, such as commissions, when it buys and sells securities (or “turns over” its portfolio). A higher portfolio turnover rate may indicate higher transaction costs and may result in higher taxes when Fund shares are held in a taxable account. These costs, which are not reflected in annual fund operating expenses or in the example, affect the Fund’s performance. During the most recent fiscal year, the Fund’s portfolio turnover rate was 164.02% of the average value of its portfolio.

### Strategy, Risks and Performance

#### Principal Strategy

To pursue its investment objective, the Fund will invest, under normal circumstances, at least 80% of its net assets plus borrowings for investment purposes in equity securities of foreign (non-U.S.) companies. Under normal market conditions, the Fund primarily invests in “developed market” equity securities, which encompasses markets included in the MSCI EAFE<sup>®</sup> Index and other markets with similar characteristics (*e.g.*, sustained economic development, sufficient liquidity for listed companies and accessible markets). The Fund also may invest in securities of real estate investment trusts (“REITs”) and exchange-traded funds (“ETFs”). The Fund may invest in securities of issuers of any capitalization range.

Sterling Capital applies “behavioral finance” principles in the construction of the Fund’s portfolio. Behavioral finance theorizes that investment decisions are often influenced by biases, heuristics (*i.e.*, experienced-based techniques for decision making) and emotion, and that investors can be predictable (and, at times, irrational) in their decision making. These emotionally charged investment decisions can lead to stock price anomalies that create opportunities in the marketplace. Sterling Capital seeks to capitalize on these behaviorally driven market anomalies by employing a disciplined investment process. In implementing behavioral finance principles, Sterling Capital ranks companies in the Fund’s investment universe based on a number of factors that it believes can be indicators of under- or over-valuation of a security by the market, such as valuation (*e.g.*, seeking to invest in companies that Sterling Capital believes are undervalued), price momentum (*e.g.*, identifying securities that Sterling Capital believes will experience sustained positive price momentum) and earnings revisions (*e.g.*, identifying and capitalizing on what Sterling Capital believes are under-reactions by the market to positive earnings revisions). Sterling Capital also takes into account such factors as market capitalization, country exposure, and sector exposure to construct a diversified portfolio. Sterling Capital considers selling a security when the security’s ranking becomes less attractive and/or in light of liquidity, sector exposure, country exposure or diversification considerations.

#### Principal Risks

All investments carry a certain amount of risk and the Fund cannot guarantee that it will achieve its investment objective. An investment in the Fund is not a deposit or obligation of any bank, is not endorsed or guaranteed by any bank and is not insured by the Federal Deposit Insurance Corporation (“FDIC”) or any other government agency. You may lose money by investing in the Fund. Below are all of the principal risks of investing in the Fund.

**Foreign Investment Risk:** Foreign securities involve risks not typically associated with investing in U.S. securities. The market prices of many foreign securities fluctuate more than those of U.S. securities. Foreign securities may be adversely affected by various factors, including custody and trade settlement practices, higher transaction costs, application of non-U.S. taxes, lower liquidity and stability compared to U.S. markets, currency fluctuations and social, economic or political instability.

## Sterling Capital Behavioral International Equity Fund

### Summary

**Foreign Currency Risk:** Fluctuations in exchange rates can adversely affect the market value of foreign currency holdings and investments denominated in foreign currencies.

**Market Risk:** The possibility that the Fund's stock holdings will decline in price because of a broad stock market decline. Markets generally move in cycles, with periods of rising prices followed by periods of falling prices. The value of your investment will tend to increase or decrease in response to these movements.

**Investment Style Risk:** The possibility that a market segment on which this Fund focuses — foreign stocks, value stocks and momentum stocks — will underperform other kinds of investments or market averages. In addition, the Fund's focus on behavioral finance principles may cause the Fund to underperform funds that do not employ a behavioral finance strategy. There can be no guarantee that the factors that the Fund's investment adviser considers in selecting stocks, and the weight that the adviser puts on each factor, will be effective in identifying and capitalizing on stock price anomalies.

**Company-Specific Risk:** The possibility that a particular stock may lose value due to factors specific to the company itself, including deterioration of its fundamental characteristics, an occurrence of adverse events at the company, or a downturn in its business prospects.

**Real Estate-Related Investment and REIT Risk:** Real estate-related investments may decline in value as a result of factors affecting the real estate industry. Risks associated with investments in securities of companies in the real estate industry include decline in the value of the underlying real estate, default, prepayment, changes in value resulting from changes in interest rates and demand for real and rental property, and the management skill and creditworthiness of REIT issuers. The Fund will indirectly bear its proportionate share of expenses, including management fees, paid by each REIT in which the Fund invests.

**ETF Risk:** The risks associated with investing in ETFs include the risks of owning the underlying securities the ETF is designed to track. Lack of liquidity in an ETF could result in the ETF being more volatile than the underlying portfolio of securities. When the Fund invests in an ETF, in addition to directly bearing expenses associated with its own operations, the Fund will bear a pro rata portion of the ETF's expenses. As a result, it may be more costly to own an ETF than owning the underlying portfolio of securities directly.

**Mid Capitalization Company Risk:** Investments in middle capitalization companies may be riskier, more volatile and more vulnerable to economic, market and industry changes than investments in larger, more established companies. As a result, share price changes may be more sudden or erratic than the prices of other equity securities, especially over the short term.

**Small Capitalization Company Risk:** Investing in smaller, lesser-known companies involves greater risk than investing in those that are more established. A small company's financial well-being may, for example, depend heavily on just a few products or services. In addition, small company stocks tend to trade less frequently and in lesser quantities, and their market prices fluctuate more, than those of larger firms.

**Active Trading Risk:** The Fund may trade securities actively, which could increase its transaction costs (thereby lowering its performance) and may increase the amount of taxes that a shareholder pays, by increasing the amount of the Fund's realized capital gains and increasing the portion of the Fund's realized capital gains that are short-term capital gains.

Sterling Capital Behavioral International Equity Fund

Summary

**Operational and Technology Risk:** Cyber-attacks, disruptions, or failures that affect the Fund’s service providers, counterparties, market participants, or issuers of securities held by the Fund may adversely affect the Fund and its shareholders, including by causing losses for the Fund or impairing Fund operations.

**Focused Investment Risk:** Investments focused in asset classes, countries, regions, sectors, industries, or issuers that are subject to the same or similar risk factors and investments whose prices are closely correlated are subject to greater overall risk than investments that are more diversified or whose prices are not as closely correlated.

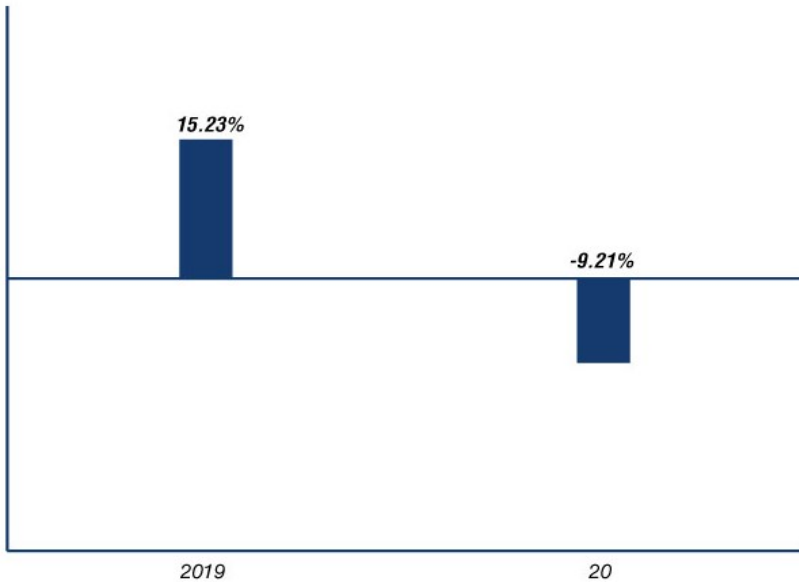
**Management Risk:** The risk that an investment technique used by the Fund’s portfolio manager may fail to produce the intended result.

For more information about the Fund’s risks, please see the “Additional Investment Strategies and Risks” section in this Prospectus.

Performance

The following bar chart and table provide some indication of the risks of investing in the Fund. The bar chart shows the annual total return for the Fund. The table shows how the Fund’s average annual returns for 1 and 5 years and since the Fund’s inception compared with those of a broad measure of market performance. The Fund’s past performance (before and after taxes) is not necessarily an indication of how the Fund will perform in the future. *Updated performance information is available at no cost by visiting [www.sterlingcapitalfunds.com](http://www.sterlingcapitalfunds.com) or by calling 1-800-228-1872.*

Class R6 Shares Annual Total Returns for years ended 12/31<sup>(1)</sup>



Best quarter:	12.55%	06/30/2020
Worst quarter:	-29.55%	03/31/2020

## Sterling Capital Behavioral International Equity Fund

## Summary

	1 Year	5 Year	Since Inception
<b>Class R6 Shares<sup>(1)</sup></b>			(11/28/14)
Return Before Taxes	-9.21%	2.18%	1.41%
Return After Taxes on Distributions	-9.68%	1.36%	0.65%
Return After Taxes on Distributions and Sale of Fund Shares	-4.92%	1.78%	1.17%
<b>MSCI EAFE<sup>®</sup> Net Index</b>			(11/30/14)
(reflects no deductions for fees, expenses, or taxes)	7.82%	7.45%	5.33%

(1) Performance for Class R6 Shares for periods prior to inception on February 1, 2018 is based on the performance of the Institutional Shares of the Fund.

After-tax returns are calculated using the historical highest individual federal marginal income tax rates and do not reflect the impact of state and local taxes. Actual after-tax returns depend on an investor's tax situation and may differ from those shown. After-tax returns are not relevant to investors who hold their Fund shares through tax-advantaged arrangements such as 401(k) plans or individual retirement accounts.

## Management

**Investment Adviser**  
Sterling Capital Management LLC

**Portfolio Managers**  
Robert W. Bridges, CFA  
Senior Managing Director of Sterling Capital and Co-Portfolio Manager  
Since inception

Robert O. Weller, CFA  
Executive Director of Sterling Capital and Co-Portfolio Manager  
Since inception

## Purchase and Sale of Fund Shares

Account and Investor Type	Minimum Initial Investment	Minimum Subsequent Investment
Regular Account		
Group Retirement and Benefit Plans and 529 Plans	\$0	\$0
Eligible Institutional Investors and Accounts	\$5,000,000	\$0
Other Eligible Investors	\$10,000,000	\$0
Automatic Investment Plan		
Group Retirement and Benefit Plans and 529 Plans	\$0	\$25
Eligible Institutional Investors and Accounts	\$5,000,000	\$25
Other Eligible Investors	\$10,000,000	\$25

**Sterling Capital Behavioral International Equity Fund****Summary**

Class R6 Shares are available only to eligible group retirement and benefit plans, 529 plans, certain eligible institutional investors and accounts, including certain accounts at Truist Bank and its affiliates and predecessors where Truist Bank or its affiliates or predecessors (including, without limitation, their wealth management divisions) act in a fiduciary or discretionary capacity (excluding, without limitation, brokerage accounts), and certain other eligible investors that meet the applicable minimums stated above. Financial intermediaries such as clearing firms or record keepers that expect to receive compensation from a Fund or from Sterling Capital in the form of sub-recordkeeping, sub-transfer agency or other similar service fees are not eligible to purchase R6 Shares. R6 Shares are available for purchase on any business day when the New York Stock Exchange (the NYSE) is open for regular trading. Please contact your financial intermediary, plan administrator or the Funds directly at 1-800-228-1872 for more information regarding purchasing, redeeming and exchanging shares.

**Tax Information**

The Fund normally distributes its net investment income and net realized capital gains, if any, to shareholders. These distributions are generally taxable to you as ordinary income or capital gains, unless you are investing through a tax-advantaged arrangement, such as a 401(k) plan (which may be taxable upon withdrawal).

**Payments to Broker-Dealers and Other Financial Intermediaries**

If you purchase the Fund through a broker-dealer or other financial intermediary (such as a bank), the Fund and its related companies may pay the intermediary for the sale of Fund shares and related services. These payments may create a conflict of interest by influencing the broker-dealer or other intermediary and your salesperson to recommend the Fund over another investment. Ask your salesperson or visit your financial intermediary's Web site for more information.



## Summary

## Sterling Capital Stratton Mid Cap Value Fund

Institutional Shares STRGX

### Investment Objective

The Fund seeks long-term capital appreciation.

### Fee Table

This table describes the fees and expenses that you may pay if you buy, hold, and sell shares of the Fund. You may pay other fees, such as brokerage commissions and other fees to financial intermediaries, which are not reflected in the tables and examples below.

#### Shareholder Fees (fees paid directly from your investment)

	Institutional Shares
Maximum Sales Charge (load) on Purchases (as a % of offering price)	None
Maximum Deferred Sales Charge (load) (as a % of the lesser of the cost of your shares or their net asset value at the time of redemption)	None
Redemption Fee	None

#### Annual Fund Operating Expenses (expenses that you pay each year as a percentage of the value of your investment)

	Institutional Shares
Management Fees	0.60%
Distribution and Service (12b-1) Fees	0.00%
Other Expenses	0.24%
Acquired Fund Fees and Expenses <sup>(1)</sup>	0.01%
Total Annual Fund Operating Expenses <sup>(1)</sup>	0.85%

<sup>(1)</sup> The Total Annual Fund Operating Expenses in the table above include fees and expenses incurred indirectly by the Fund as a result of its investment in other investment companies. To the extent that the Fund invests in acquired funds, Total Annual Fund Operating Expenses will not correlate to the ratio of expenses to average net assets in the Fund's Financial Highlights since the Financial Highlights reflect actual operating expenses of the Fund and do not include Acquired Fund Fees and Expenses.

#### Example

This example is intended to help you compare the cost of investing in the Fund with the cost of investing in other mutual funds. The example assumes that you invest \$10,000 in the Fund for the time periods indicated and then redeem all of your shares at the end of those periods. The example also assumes that your investment has a 5% return each year and that the Fund's operating expenses remain the same. Although your actual costs may be higher or lower, based on these assumptions your costs would be:

	1 Year	3 Years	5 Years	10 Years
Institutional Shares	\$87	\$271	\$471	\$1,049



**Sterling Capital Stratton Mid Cap Value Fund****Summary****Portfolio Turnover**

The Fund pays transaction costs, such as commissions, when it buys and sells securities (or “turns over” its portfolio). A higher portfolio turnover rate may indicate higher transaction costs and may result in higher taxes when Fund shares are held in a taxable account. These costs, which are not reflected in annual fund operating expenses or in the example, affect the Fund’s performance. During the most recent fiscal year, the Fund’s portfolio turnover rate was 9.21% of the average value of its portfolio.

**Strategy, Risks and Performance****Principal Strategy**

To pursue its investment objective, the Fund will invest, under normal circumstances, at least 80% of its net assets in a diversified portfolio of common stock and securities convertible into common stock of mid capitalization (“mid cap”) companies. Mid cap stocks are defined as those companies with public stock market capitalizations within the range of the market capitalization of companies constituting the Russell Midcap<sup>®</sup> Index at the time of investment. As of December 31, 2020, the capitalization range of the Russell Midcap<sup>®</sup> Index was between \$624 million and \$59.7 billion. The market capitalization of the companies in the Fund’s portfolio and the Russell Midcap<sup>®</sup> Index changes over time; the Fund will not automatically sell or cease to purchase stock of a company it already owns solely because the company’s market capitalization grows or falls outside these ranges. The Fund may also invest in real estate investment trusts (“REITs”), including mortgage REITs, and other real estate-related securities.

Sterling Capital Management LLC (“Sterling Capital”) believes that undervalued companies with good earnings prospects have superior appreciation potential with reasonable levels of risk. Quantitatively, Sterling Capital focuses on a stock’s fundamental valuation relative to its peers. Sterling Capital considers additional quantitative measures, such as earnings momentum and relative price strength. Qualitatively, Sterling Capital seeks to identify business catalysts which will serve to drive future earnings growth, increase investor interest and expand valuation.

**Principal Risks**

All investments carry a certain amount of risk and the Fund cannot guarantee that it will achieve its investment objective. An investment in the Fund is not a deposit or obligation of any bank, is not endorsed or guaranteed by any bank and is not insured by the Federal Deposit Insurance Corporation (“FDIC”) or any other government agency. You may lose money by investing in the Fund. Below are all of the principal risks of investing in the Fund.

**Market Risk:** The possibility that the Fund’s stock holdings will decline in price because of a broad stock market decline. Markets generally move in cycles, with periods of rising prices followed by periods of falling prices. The value of your investment will tend to increase or decrease in response to these movements.

**Mid Capitalization Company Risk:** Investments in middle capitalization companies may be riskier, more volatile and more vulnerable to economic, market and industry changes than investments in larger, more established companies. As a result, share price changes may be more sudden or erratic than the prices of other equity securities, especially over the short term.

## Sterling Capital Stratton Mid Cap Value Fund

## Summary

**Real Estate-Related Investment and REIT Risk:** Real estate-related investments may decline in value as a result of factors affecting the real estate industry. Risks associated with investments in securities of companies in the real estate industry include decline in the value of the underlying real estate, default, prepayment, changes in value resulting from changes in interest rates and demand for real and rental property, and the management skill and creditworthiness of REIT issuers. The Fund will indirectly bear its proportionate share of expenses, including management fees, paid by each REIT in which the Fund invests.

**Convertible Securities Risk:** Convertible securities are securities that may be converted or exchanged into shares of an underlying stock or other asset at a stated exchange ratio or predetermined price. The market value of convertible securities tends to decline as interest rates increase and may be affected by changes in the price of the underlying security.

**Investment Style Risk:** The possibility that the market segment on which this Fund focuses — mid cap value stocks — will underperform other kinds of investments or market averages. A value stock may decrease in price or may not increase in price as anticipated by the portfolio manager if other investors fail to recognize the company's value or the factors that the portfolio manager believes will cause the stock price to increase do not occur.

**Company-Specific Risk:** The possibility that a particular stock may lose value due to factors specific to the company itself, including deterioration of its fundamental characteristics, an occurrence of adverse events at the company, or a downturn in its business prospects.

**Operational and Technology Risk:** Cyber-attacks, disruptions, or failures that affect the Fund's service providers, counterparties, market participants, or issuers of securities held by the Fund may adversely affect the Fund and its shareholders, including by causing losses for the Fund or impairing Fund operations.

**Focused Investment Risk:** Investments focused in asset classes, countries, regions, sectors, industries, or issuers that are subject to the same or similar risk factors and investments whose prices are closely correlated are subject to greater overall risk than investments that are more diversified or whose prices are not as closely correlated.

**Management Risk:** The risk that an investment technique used by the Fund's portfolio manager may fail to produce the intended result.

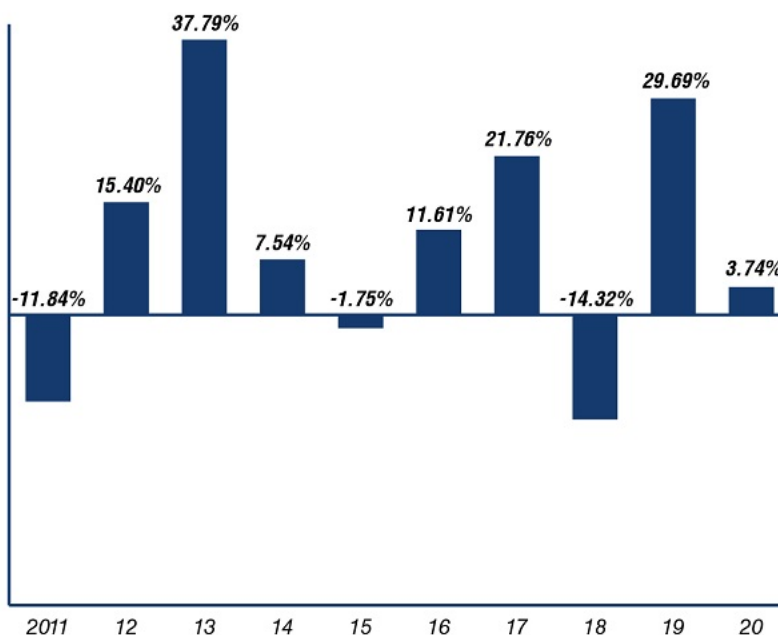
For more information about the Fund's risks, please see the "Additional Investment Strategies and Risks" section in this Prospectus.

#### Performance

The following bar chart and table provide some indication of the risks of investing in the Fund. The bar chart shows changes in the Fund's performance from year to year. The table shows how the Fund's average annual returns for 1, 5 and 10 years compared with those of two broad measures of market performance. The Fund's past performance (before and after taxes) is not necessarily an indication of how the Fund will perform in the future. *Updated performance information is available at no cost by visiting [www.sterlingcapitalfunds.com](http://www.sterlingcapitalfunds.com) or by calling 1-800-228-1872.*

## Sterling Capital Stratton Mid Cap Value Fund

## Summary

Institutional Shares Annual Total Returns for years ended 12/31<sup>(1)</sup>

Best quarter: 18.39% 12/31/2020  
Worst quarter: -29.09% 03/31/2020

	1 Year	5 Years	10 Years
<b>Institutional Shares<sup>(1)</sup></b>			
Return Before Taxes	3.74%	9.39%	8.78%
Return After Taxes on Distributions	3.53%	8.51%	8.23%
Return After Taxes on Distributions and Sale of Fund Shares	2.36%	7.32%	7.11%
<b>Russell Midcap<sup>®</sup> Value Index</b>			
(reflects no deductions for fees, expenses, or taxes)	4.96%	9.73%	10.49%

(1) Performance for the Institutional Shares for periods prior to November 16, 2015 is based on the performance of the shares of the Fund's predecessor, the Stratton Mid Cap Value Fund (the "Predecessor Fund"), which transferred all of its assets and liabilities to the Fund pursuant to a reorganization.

After-tax returns are calculated using the historical highest individual federal marginal income tax rates and do not reflect the impact of state and local taxes. Actual after-tax returns depend on an investor's tax situation and may differ from those shown. After-tax returns are not relevant to investors who hold their Fund shares through tax-advantaged arrangements such as 401(k) plans or individual retirement accounts.

## Management

**Investment Adviser**  
Sterling Capital Management LLC

**Portfolio Managers**  
Shawn M. Gallagher, CFA  
Executive Director of Sterling Capital and Lead Portfolio Manager  
Since November 2015

Sterling Capital Stratton Mid Cap Value Fund

Summary

Andrew T. DiZio, CFA  
Executive Director of Sterling Capital and Associate Portfolio Manager  
Since November 2015

Purchase and Sale of Fund Shares

Account Type	Minimum Initial Investment*	Minimum Subsequent Investment
Regular Account	\$1,000,000	\$ 0
Automatic Investment Plan	\$1,000,000	\$25

\* Investors purchasing shares through Truist Bank, its affiliates or other financial service providers or intermediaries approved by the Fund, employees of Sterling Capital, trustees of the Sterling Capital Funds, and investors who were shareholders of the Predecessor Fund at the time of the reorganization between the Predecessor Fund and the Fund are not subject to a minimum initial investment requirement.

You may buy or sell Institutional Shares of the Fund through procedures established by the Fund in connection with the requirements of fiduciary, advisory, agency, custodial and other similar accounts maintained by or on behalf of customers of Truist Bank or one of its affiliates or other financial service providers or intermediaries approved by the Fund. These parties are responsible for transmitting orders by close of business. Institutional Shares are available for purchase on any business day when the New York Stock Exchange (the NYSE) is open for regular trading. Please contact your investment representative or institution or the Funds directly at 1-800-228-1872 for more information regarding purchasing, redeeming and exchanging shares. In addition, Institutional Shares are available for purchase at [www.sterlingcapitalfunds.com](http://www.sterlingcapitalfunds.com).

Tax Information

The Fund normally distributes its net investment income and net realized capital gains, if any, to shareholders. These distributions are generally taxable to you as ordinary income or capital gains, unless you are investing through a tax-advantaged arrangement, such as a 401(k) plan (which may be taxable upon withdrawal) or an individual retirement account (which may be taxable upon withdrawal).

Payments to Broker-Dealers and Other Financial Intermediaries

If you purchase the Fund through a broker-dealer or other financial intermediary (such as a bank), the Fund and its related companies may pay the intermediary for the sale of Fund shares and related services. These payments may create a conflict of interest by influencing the broker-dealer or other intermediary and your salesperson to recommend the Fund over another investment. Ask your salesperson or visit your financial intermediary’s Web site for more information.



## Summary

## Sterling Capital Stratton Real Estate Fund

### Institutional Shares STMDX

#### Investment Objective

The Fund seeks total return through investment in real estate securities.

#### Fee Table

This table describes the fees and expenses that you may pay if you buy, hold, and sell shares of the Fund. You may pay other fees, such as brokerage commissions and other fees to financial intermediaries, which are not reflected in the tables and examples below.

##### Shareholder Fees (fees paid directly from your investment)

	<b>Institutional Shares</b>
Maximum Sales Charge (load) on Purchases (as a % of offering price)	None
Maximum Deferred Sales Charge (load) (as a % of the lesser of the cost of your shares or their net asset value at the time of redemption)	None
Redemption Fee	None

##### Annual Fund Operating Expenses (expenses that you pay each year as a percentage of the value of your investment)

	<b>Institutional Shares</b>
Management Fees	0.58%
Distribution and Service (12b-1) Fees	0.00%
Other Expenses	0.25%
Total Annual Fund Operating Expenses	0.83%

##### Example

This example is intended to help you compare the cost of investing in the Fund with the cost of investing in other mutual funds. The example assumes that you invest \$10,000 in the Fund for the time periods indicated and then redeem all of your shares at the end of those periods. The example also assumes that your investment has a 5% return each year and that the Fund's operating expenses remain the same. Although your actual costs may be higher or lower, based on these assumptions your costs would be:

	<b>1 Year</b>	<b>3 Years</b>	<b>5 Years</b>	<b>10 Years</b>
<b>Institutional Shares</b>	\$85	\$265	\$460	\$1,025

##### Portfolio Turnover

The Fund pays transaction costs, such as commissions, when it buys and sells securities (or "turns over" its portfolio). A higher portfolio turnover rate may indicate higher transaction costs and may result in higher taxes when Fund shares are held in a taxable account. These costs, which are not reflected in annual fund operating expenses or in the example, affect the Fund's performance. During the most recent fiscal year, the Fund's portfolio turnover rate was 19.58% of the average value of its portfolio.

## Sterling Capital Stratton Real Estate Fund

## Summary

## Strategy, Risks and Performance

**Principal Strategy**

To pursue its investment objective, the Fund will invest, under normal circumstances, at least 80% of its net assets in securities of real estate and real estate-related companies, or in companies which own significant real estate assets at the time of purchase ("real estate companies") including real estate investment trusts ("REITs"). A real estate company derives at least 50% of its revenue from the ownership, construction, financing, management or sale of commercial, industrial, or residential real estate, or has at least 50% of its assets in such real estate. REITs are companies that own interests in real estate or in real estate related loans or other interests, and their revenue primarily consists of rent derived from owned, income producing real estate properties and capital gains from the sale of such properties. The Fund will invest more than 25% of its assets in REITs, including mortgage REITs and other real estate-related securities. The Fund may invest in equity securities including, without limitation, preferred stocks, convertible securities, limited liability companies and similar enterprises. The Fund may also invest in securities of foreign issuers which meet the same criteria for investment as domestic companies, or sponsored and unsponsored depositary receipts for such securities. In pursuing total return, the Fund will emphasize both capital appreciation and current income.

**Principal Risks**

All investments carry a certain amount of risk and the Fund cannot guarantee that it will achieve its investment objective. An investment in the Fund is not a deposit or obligation of any bank, is not endorsed or guaranteed by any bank and is not insured by the Federal Deposit Insurance Corporation ("FDIC") or any other government agency. You may lose money by investing in the Fund. Below are all of the principal risks of investing in the Fund.

**Market Risk:** The possibility that the Fund's stock holdings will decline in price because of a broad stock market decline. Markets generally move in cycles, with periods of rising prices followed by periods of falling prices. The value of your investment will tend to increase or decrease in response to these movements.

**Concentration Risk:** The risk that the Fund's concentration in REITs and other real estate-related securities may produce a greater risk of loss than a more diversified mutual fund.

**Real Estate-Related Investment and REIT Risk:** Real estate-related investments may decline in value as a result of factors affecting the real estate industry. Risks associated with investments in securities of companies in the real estate industry include decline in the value of the underlying real estate, default, prepayment, changes in value resulting from changes in interest rates and demand for real and rental property, and the management skill and creditworthiness of REIT issuers. The Fund will indirectly bear its proportionate share of expenses, including management fees, paid by each REIT in which the Fund invests.

**Small Capitalization Company Risk:** Investing in smaller, lesser-known companies involves greater risk than investing in those that are more established. A small company's financial well-being may, for example, depend heavily on just a few products or services. In addition, small company stocks tend to trade less frequently and in lesser quantities, and their market prices often fluctuate more, than those of larger firms.

**Foreign Investment Risk:** Foreign securities involve risks not typically associated with investing in U.S. securities. Foreign securities may be adversely affected by various factors, including currency fluctuations and social, economic or political instability.

**Convertible Securities Risk:** Convertible securities are securities that may be converted or exchanged into shares of an underlying stock or other asset at a stated exchange ratio or predetermined price. The market value of convertible securities tends to decline as interest rates increase and may be affected by changes in the price of the underlying security.

Summary

**Company-Specific Risk:** The possibility that a particular stock may lose value due to factors specific to the company itself, including deterioration of its fundamental characteristics, an occurrence of adverse events at the company, or a downturn in its business prospects.

**Operational and Technology Risk:** Cyber-attacks, disruptions, or failures that affect the Fund’s service providers, counterparties, market participants, or issuers of securities held by the Fund may adversely affect the Fund and its shareholders, including by causing losses for the Fund or impairing Fund operations.

**Focused Investment Risk:** Investments focused in asset classes, countries, regions, sectors, industries, or issuers that are subject to the same or similar risk factors and investments whose prices are closely correlated are subject to greater overall risk than investments that are more diversified or whose prices are not as closely correlated.

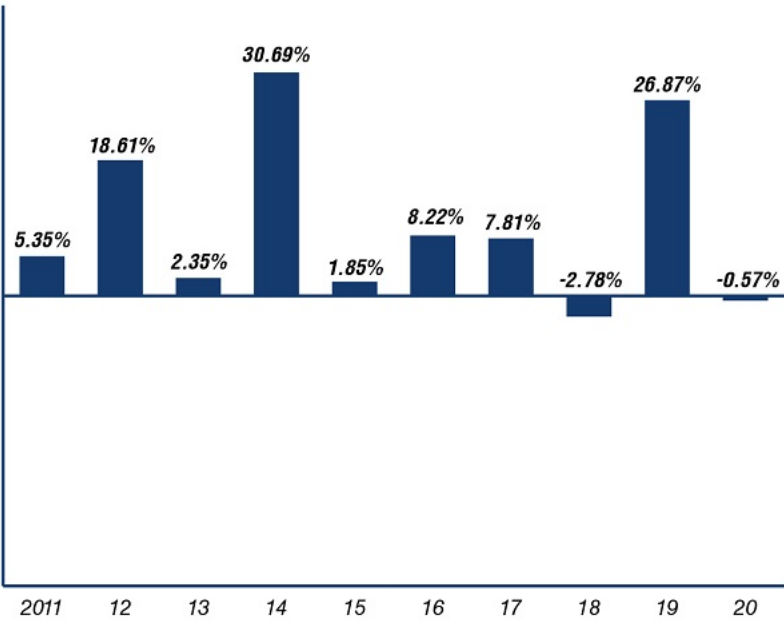
**Management Risk:** The risk that an investment technique used by the Fund’s portfolio manager may fail to produce the intended result.

For more information about the Fund’s risks, please see the “Additional Investment Strategies and Risks” section in this Prospectus.

Performance

The following bar chart and table provide some indication of the risks of investing in the Fund. The bar chart shows changes in the Fund’s performance from year to year. The table shows how the Fund’s average annual returns for 1, 5 and 10 years compared with those of two broad measures of market performance. The Fund’s past performance (before and after taxes) is not necessarily an indication of how the Fund will perform in the future. *Updated performance information is available at no cost by visiting [www.sterlingcapitalfunds.com](http://www.sterlingcapitalfunds.com) or by calling 1-800-228-1872.*

Institutional Shares Annual Total Returns for years ended 12/31<sup>(1)</sup>



Best quarter:	15.78%	03/31/2019
Worst quarter:	-20.92%	03/31/2020

## Sterling Capital Stratton Real Estate Fund

## Summary

r id="xdx\_418\_dei--DocumentInformationDocumentAxis\_custom--InstitutionalSharesMember\_dei--LegalEntityAxis\_custom--S000049656Member\_rr--PerformanceMeasureAxis\_custom--Index27Member\_zipS5PXrY0hd" style="background-color: White">

	1 Year	5 Years	10 Years
<b>Institutional Shares<sup>(1)</sup></b>			
Return Before Taxes	-0.57%	7.43%	9.31%
Return After Taxes on Distributions	-1.95%	5.61%	7.75%
Return After Taxes on Distributions and Sale of Fund Shares	-0.08%	5.24%	7.07%
<b>FTSE NAREIT All Equity REITs Index<sup>(2)</sup></b>			
(reflects no deductions for fees, expenses, or taxes)	-5.12%	6.70%	9.27%
<b>S&amp;P 500<sup>®</sup> Index</b>			
(reflects no deductions for fees, expenses, or taxes)	18.40%	15.22%	13.88%

- (1) Performance for the Institutional Shares for periods prior to November 16, 2015 is based on the performance of the shares of the Fund's predecessor, the Stratton Real Estate Fund (the "Predecessor Fund"), which transferred all of its assets and liabilities to the Fund pursuant to a reorganization.
- (2) Returns for the FTSE Nareit All Equity REITs Index are included to show how the Fund's performance compared with the returns of all publicly traded REITs that invest predominantly in the equity ownership of real estate and the index is designed to reflect the performance of all publicly traded equity REITs as a whole.

After-tax returns are calculated using the historical highest individual federal marginal income tax rates and do not reflect the impact of state and local taxes. Actual after-tax returns depend on an investor's tax situation and may differ from those shown. After-tax returns are not relevant to investors who hold their Fund shares through tax-advantaged arrangements such as 401(k) plans or individual retirement accounts.

## Management

**Investment Adviser**

Sterling Capital Management LLC ("Sterling Capital")

**Portfolio Managers**

Andrew T. DiZio, CFA  
Executive Director of Sterling Capital and Lead Portfolio Manager  
Since November 2015

Shawn M. Gallagher, CFA  
Executive Director of Sterling Capital and Associate Portfolio Manager  
Since November 2015

## Purchase and Sale of Fund Shares

Account Type	Minimum Initial Investment*	Minimum Subsequent Investment
Regular Account	\$1,000,000	\$ 0
Automatic Investment Plan	\$1,000,000	\$25

\* Investors purchasing shares through Truist Bank, its affiliates or other financial service providers or intermediaries approved by the Fund, employees of Sterling Capital, trustees of the Sterling Capital Funds, and investors who were shareholders of the Predecessor Fund at the time of the reorganization between the Predecessor Fund and the Fund are not subject to a minimum initial investment requirement.



**Sterling Capital Stratton Real Estate Fund****Summary**

You may buy or sell Institutional Shares of the Fund through procedures established by the Fund in connection with the requirements of fiduciary, advisory, agency, custodial and other similar accounts maintained by or on behalf of customers of Truist Bank or one of its affiliates or other financial service providers or intermediaries approved by the Fund. These parties are responsible for transmitting orders by close of business. Institutional Shares are available for purchase on any business day when the New York Stock Exchange (the NYSE) is open for regular trading. Please contact your investment representative or institution or the Funds directly at 1-800-228-1872 for more information regarding purchasing, redeeming and exchanging shares. In addition, Institutional Shares are available for purchase at [www.sterlingcapitalfunds.com](http://www.sterlingcapitalfunds.com).

**Tax Information**

The Fund normally distributes its net investment income and net realized capital gains, if any, to shareholders. These distributions are generally taxable to you as ordinary income or capital gains, unless you are investing through a tax-advantaged arrangement, such as a 401(k) plan (which may be taxable upon withdrawal) or an individual retirement account (which may be taxable upon withdrawal).

**Payments to Broker-Dealers and Other Financial Intermediaries**

If you purchase the Fund through a broker-dealer or other financial intermediary (such as a bank), the Fund and its related companies may pay the intermediary for the sale of Fund shares and related services. These payments may create a conflict of interest by influencing the broker-dealer or other intermediary and your salesperson to recommend the Fund over another investment. Ask your salesperson or visit your financial intermediary's Web site for more information.



## Summary

## Sterling Capital Stratton Real Estate Fund

### Class R6 Shares SCREX

### Investment Objective

The Fund seeks total return through investment in real estate securities.

### Fee Table

This table describes the fees and expenses that you may pay if you buy, hold, and sell shares of the Fund. You may pay other fees, such as brokerage commissions and other fees to financial intermediaries, which are not reflected in the tables and examples below.

#### Shareholder Fees (fees paid directly from your investment)

	<b>Class R6 Shares</b>
Maximum Sales Charge (load) on Purchases (as a % of offering price)	None
Maximum Deferred Sales Charge (load) (as a % of the lesser of the cost of your shares or their net asset value at the time of redemption)	None
Redemption Fee	None

#### Annual Fund Operating Expenses (expenses that you pay each year as a percentage of the value of your investment)

	<b>Class R6 Shares</b>
Management Fees	0.58%
Distribution and Service (12b-1) Fees	0.00%
Other Expenses	0.25%
Total Annual Fund Operating Expenses	0.83%
Fee Waiver or Expense Reimbursement <sup>(1)</sup>	-0.09%
Total Annual Fund Operating Expenses After Fee Waiver or Expense Reimbursement <sup>(1)</sup>	0.74%

- (1) The Fund's administrator, Sterling Capital Management LLC ("Sterling Capital"), has contractually agreed to waive its administrative fees, pay Fund operating expenses, and/or reimburse the Fund 0.09% of the Class R6 Shares' average daily net assets for the period from February 1, 2021 through January 31, 2022. This contractual waiver may be terminated during this period only by the Fund's Board of Trustees, and will automatically terminate upon termination of the Administration Agreement between the Fund and Sterling Capital.

#### Example

This example is intended to help you compare the cost of investing in the Fund with the cost of investing in other mutual funds. The example assumes that you invest \$10,000 in the Fund for the time periods indicated and then redeem all of your shares at the end of those periods. The example also assumes that your investment has a 5% return each year and that the Fund's operating expenses remain the same, except for the expiration of the current contractual expense limitation on January 31, 2022. Although your actual costs may be higher or lower, based on these assumptions your costs would be:

	<b>1 Year</b>	<b>3 Years</b>	<b>5 Years</b>	<b>10 Years</b>
<b>Class R6 Shares</b>	\$76	\$256	\$452	\$1,017

## Sterling Capital Stratton Real Estate Fund

## Summary

**Portfolio Turnover**

The Fund pays transaction costs, such as commissions, when it buys and sells securities (or “turns over” its portfolio). A higher portfolio turnover rate may indicate higher transaction costs and may result in higher taxes when Fund shares are held in a taxable account. These costs, which are not reflected in annual fund operating expenses or in the example, affect the Fund’s performance. During the most recent fiscal year, the Fund’s portfolio turnover rate was 19.58% of the average value of its portfolio.

## Strategy, Risks and Performance

**Principal Strategy**

To pursue its investment objective, the Fund will invest, under normal circumstances, at least 80% of its net assets in securities of real estate and real estate-related companies, or in companies which own significant real estate assets at the time of purchase (“real estate companies”) including real estate investment trusts (“REITs”). A real estate company derives at least 50% of its revenue from the ownership, construction, financing, management or sale of commercial, industrial, or residential real estate, or has at least 50% of its assets in such real estate. REITs are companies that own interests in real estate or in real estate related loans or other interests, and their revenue primarily consists of rent derived from owned, income producing real estate properties and capital gains from the sale of such properties. The Fund will invest more than 25% of its assets in REITs, including mortgage REITs and other real estate-related securities. The Fund may invest in equity securities including, without limitation, preferred stocks, convertible securities, limited liability companies and similar enterprises. The Fund may also invest in securities of foreign issuers which meet the same criteria for investment as domestic companies, or sponsored and unsponsored depository receipts for such securities. In pursuing total return, the Fund will emphasize both capital appreciation and current income.

**Principal Risks**

All investments carry a certain amount of risk and the Fund cannot guarantee that it will achieve its investment objective. An investment in the Fund is not a deposit or obligation of any bank, is not endorsed or guaranteed by any bank and is not insured by the Federal Deposit Insurance Corporation (“FDIC”) or any other government agency. You may lose money by investing in the Fund. Below are all of the principal risks of investing in the Fund.

**Market Risk:** The possibility that the Fund’s stock holdings will decline in price because of a broad stock market decline. Markets generally move in cycles, with periods of rising prices followed by periods of falling prices. The value of your investment will tend to increase or decrease in response to these movements.

**Concentration Risk:** The risk that the Fund’s concentration in REITs and other real estate-related securities may produce a greater risk of loss than a more diversified mutual fund.

**Real Estate-Related Investment and REIT Risk:** Real estate-related investments may decline in value as a result of factors affecting the real estate industry. Risks associated with investments in securities of companies in the real estate industry include decline in the value of the underlying real estate, default, prepayment, changes in value resulting from changes in interest rates and demand for real and rental property, and the management skill and creditworthiness of REIT issuers. The Fund will indirectly bear its proportionate share of expenses, including management fees, paid by each REIT in which the Fund invests.

## Sterling Capital Stratton Real Estate Fund

## Summary

**Small Capitalization Company Risk:** Investing in smaller, lesser-known companies involves greater risk than investing in those that are more established. A small company's financial well-being may, for example, depend heavily on just a few products or services. In addition, small company stocks tend to trade less frequently and in lesser quantities, and their market prices often fluctuate more, than those of larger firms.

**Foreign Investment Risk:** Foreign securities involve risks not typically associated with investing in U.S. securities. Foreign securities may be adversely affected by various factors, including currency fluctuations and social, economic or political instability.

**Convertible Securities Risk:** Convertible securities are securities that may be converted or exchanged into shares of an underlying stock or other asset at a stated exchange ratio or predetermined price. The market value of convertible securities tends to decline as interest rates increase and may be affected by changes in the price of the underlying security.

**Company-Specific Risk:** The possibility that a particular stock may lose value due to factors specific to the company itself, including deterioration of its fundamental characteristics, an occurrence of adverse events at the company, or a downturn in its business prospects.

**Operational and Technology Risk:** Cyber-attacks, disruptions, or failures that affect the Fund's service providers, counterparties, market participants, or issuers of securities held by the Fund may adversely affect the Fund and its shareholders, including by causing losses for the Fund or impairing Fund operations.

**Focused Investment Risk:** Investments focused in asset classes, countries, regions, sectors, industries, or issuers that are subject to the same or similar risk factors and investments whose prices are closely correlated are subject to greater overall risk than investments that are more diversified or whose prices are not as closely correlated.

**Management Risk:** The risk that an investment technique used by the Fund's portfolio manager may fail to produce the intended result.

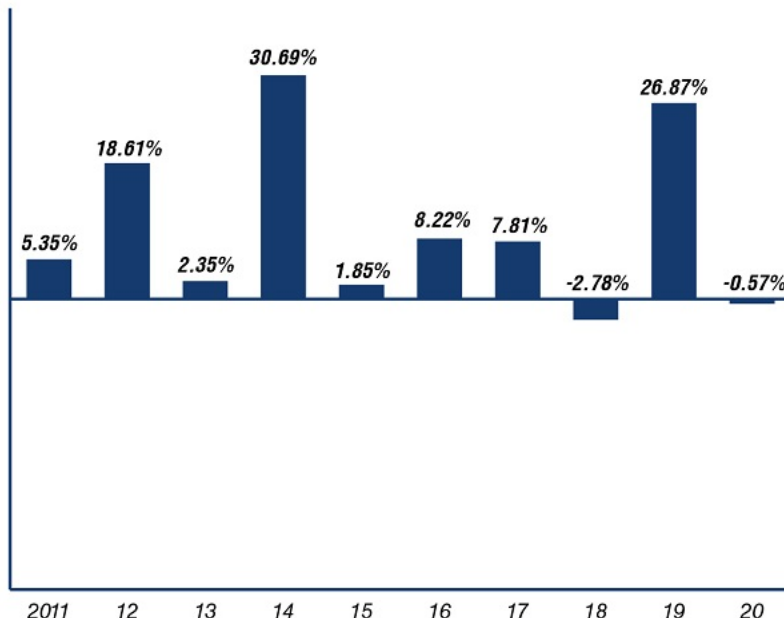
For more information about the Fund's risks, please see the "Additional Investment Strategies and Risks" section in this Prospectus.

#### Performance

The following bar chart and table provide some indication of the risks of investing in the Fund. The bar chart shows changes in the Fund's performance from year to year. The table shows how the Fund's average annual returns for 1, 5 and 10 years compared with those of two broad measures of market performance. The Fund's past performance (before and after taxes) is not necessarily an indication of how the Fund will perform in the future. *Updated performance information is available at no cost by visiting [www.sterlingcapitalfunds.com](http://www.sterlingcapitalfunds.com) or by calling 1-800-228-1872.*

## Sterling Capital Stratton Real Estate Fund

## Summary

Institutional Shares Annual Total Returns for years ended 12/31<sup>(1)</sup>

Best quarter:	15.78%	03/31/2019
Worst quarter:	-20.92%	03/31/2020

Average Annual Total Returns as of December 31, 2020<sup>(1)</sup>

	1 Year	5 Years	10 Years
<b>Institutional Shares<sup>(1)</sup></b>			
Return Before Taxes	-0.57%	7.43%	9.31%
Return After Taxes on Distributions	-1.95%	5.61%	7.75%
Return After Taxes on Distributions and Sale of Fund Shares	-0.08%	5.24%	7.07%
<b>FTSE NAREIT All Equity REITs Index<sup>(2)</sup></b>			
(reflects no deductions for fees, expenses, or taxes)	-5.12%	6.70%	9.27%
<b>S&amp;P 500<sup>®</sup> Index</b>			
(reflects no deductions for fees, expenses, or taxes)	18.40%	15.22%	13.88%

- (1) Performance for Class R6 Shares for periods prior to inception on February 1, 2020 is based on the performance of the Institutional Shares of the Fund. Performance for the Institutional Shares for periods prior to November 16, 2015 is based on the performance of the shares of the Fund's predecessor, the Stratton Real Estate Fund (the "Predecessor Fund"), which transferred all of its assets and liabilities to the Fund pursuant to a reorganization.
- (2) Returns for the FTSE Nareit All Equity REITs Index are included to show how the Fund's performance compared with the returns of all publicly traded REITs that invest predominantly in the equity ownership of real estate and the index is designed to reflect the performance of all publicly traded equity REITs as a whole.

**Sterling Capital Stratton Real Estate Fund****Summary**

After-tax returns are calculated using the historical highest individual federal marginal income tax rates and do not reflect the impact of state and local taxes. Actual after-tax returns depend on an investor's tax situation and may differ from those shown. After-tax returns are not relevant to investors who hold their Fund shares through tax-advantaged arrangements such as 401(k) plans or individual retirement accounts.

**Management****Investment Adviser**

Sterling Capital Management LLC ("Sterling Capital")

**Portfolio Managers**

Andrew T. DiZio, CFA

Executive Director of Sterling Capital and Lead Portfolio Manager

Since November 2015

Shawn M. Gallagher, CFA

Executive Director of Sterling Capital and Associate Portfolio Manager

Since November 2015

**Purchase and Sale of Fund Shares**

<b>Account and Investor Type</b>	<b>Minimum Initial Investment</b>	<b>Minimum Subsequent Investment</b>
Regular Account		
Group Retirement and Benefit Plans and 529 Plans	\$0	\$0
Eligible Institutional Investors and Accounts	\$5,000,000	\$0
Other Eligible Investors	\$10,000,000	\$0
Automatic Investment Plan		
Group Retirement and Benefit Plans and 529 Plans	\$0	\$25
Eligible Institutional Investors and Accounts	\$5,000,000	\$25
Other Eligible Investors	\$10,000,000	\$25

Class R6 Shares are available only to eligible group retirement and benefit plans, 529 plans, certain eligible institutional investors and accounts, including certain accounts at Truist Bank and its affiliates and predecessors where Truist Bank or its affiliates or predecessors (including, without limitation, their wealth management divisions) act in a fiduciary or discretionary capacity (excluding, without limitation, brokerage accounts), and certain other eligible investors that meet the applicable minimums stated above. Financial intermediaries such as clearing firms or record keepers that expect to receive compensation from a Fund or from Sterling Capital in the form of sub-recordkeeping, sub-transfer agency or other similar service fees are not eligible to purchase R6 Shares. R6 Shares are available for purchase on any business day when the New York Stock Exchange (the NYSE) is open for regular trading. Please contact your financial intermediary, plan administrator or the Funds directly at 1-800-228-1872 for more information regarding purchasing, redeeming and exchanging shares.

**Tax Information**

The Fund normally distributes its net investment income and net realized capital gains, if any, to shareholders. These distributions are generally taxable to you as ordinary income or capital gains, unless you are investing through a tax-advantaged arrangement, such as a 401(k) plan (which may be taxable upon withdrawal).

**Sterling Capital Stratton Real Estate Fund****Summary****Payments to Broker-Dealers and Other Financial Intermediaries**

If you purchase the Fund through a broker-dealer or other financial intermediary (such as a bank), the Fund and its related companies may pay the intermediary for the sale of Fund shares and related services. These payments may create a conflict of interest by influencing the broker-dealer or other intermediary and your salesperson to recommend the Fund over another investment. Ask your salesperson or visit your financial intermediary's Web site for more information.



## Summary

## Sterling Capital Stratton Small Cap Value Fund

Institutional Shares STSCX

### Investment Objective

### Fee Table

This table describes the fees and expenses that you may pay if you buy, hold, and sell shares of the Fund. You may pay other fees, such as brokerage commissions and other fees to financial intermediaries, which are not reflected in the tables and examples below.

#### Shareholder Fees (fees paid directly from your investment)

	Institutional Shares
Maximum Sales Charge (load) on Purchases (as a % of offering price)	None
Maximum Deferred Sales Charge (load) (as a % of the lesser of the cost of your shares or their net asset value at the time of redemption)	None
Redemption Fee	None

#### Annual Fund Operating Expenses (expenses that you pay each year as a percentage of the value of your investment)

	Institutional Shares
Management Fees	0.75%
Distribution and Service (12b-1) Fees	0.00%
Other Expenses	0.23%
Total Annual Fund Operating Expenses	0.98%

#### Example

This example is intended to help you compare the cost of investing in the Fund with the cost of investing in other mutual funds. The example assumes that you invest \$10,000 in the Fund for the time periods indicated and then redeem all of your shares at the end of those periods. The example also assumes that your investment has a 5% return each year and that the Fund's operating expenses remain the same. Although your actual costs may be higher or lower, based on these assumptions your costs would be:

	1 Year	3 Years	5 Years	10 Years
Institutional Shares	\$100	\$312	\$542	\$1,201



**Sterling Capital Stratton Small Cap Value Fund****Summary****Portfolio Turnover**

The Fund pays transaction costs, such as commissions, when it buys and sells securities (or “turns over” its portfolio). A higher portfolio turnover rate may indicate higher transaction costs and may result in higher taxes when Fund shares are held in a taxable account. These costs, which are not reflected in annual fund operating expenses or in the example, affect the Fund’s performance. During the most recent fiscal year, the Fund’s portfolio turnover rate was 8.33% of the average value of its portfolio.

**Strategy, Risks and Performance****Principal Strategy**

To pursue its investment objective, the Fund will invest, under normal circumstances, at least 80% of its net assets in common stock and securities convertible into common stock of small capitalization companies. Small cap companies include companies with market capitalizations, at the time of purchase, that are below the market capitalization of the largest company in the Russell 2000<sup>®</sup> Index. As of December 31, 2020, the market capitalization of the largest company in the Russell 2000<sup>®</sup> Index was \$13.4 billion. The Fund may also invest in real estate investment trusts (“REITs”), including mortgage REITs, and other real estate-related securities.

Sterling Capital Management LLC (“Sterling Capital”) believes that undervalued companies with good earnings prospects have superior appreciation potential with reasonable levels of risk. Quantitatively, Sterling Capital focuses on a stock’s fundamental valuation relative to its peers. Sterling Capital considers additional quantitative measures, such as earnings momentum and relative price strength. Qualitatively, Sterling Capital seeks to identify business catalysts which will serve to drive future earnings growth, increase investor interest and expand valuation.

**Principal Risks**

All investments carry a certain amount of risk and the Fund cannot guarantee that it will achieve its investment objective. An investment in the Fund is not a deposit or obligation of any bank, is not endorsed or guaranteed by any bank and is not insured by the Federal Deposit Insurance Corporation (“FDIC”) or any other government agency. You may lose money by investing in the Fund. Below are all of the principal risks of investing in the Fund.

**Market Risk:** The possibility that the Fund’s stock holdings will decline in price because of a broad stock market decline. Markets generally move in cycles, with periods of rising prices followed by periods of falling prices. The value of your investment will tend to increase or decrease in response to these movements.

**Small Capitalization Company Risk:** Investing in smaller, lesser-known companies involves greater risk than investing in those that are more established. A small company’s financial well-being may, for example, depend heavily on just a few products or services. In addition, small company stocks tend to trade less frequently and in lesser quantities, and their market prices often fluctuate more, than those of larger firms.

**Investment Style Risk:** The possibility that the market segment on which this Fund focuses — small cap value stocks — will underperform other kinds of investments or market averages. A value stock may decrease in price or may not increase in price as anticipated by the portfolio manager if other investors fail to recognize the company’s value or the factors that the portfolio manager believes will cause the stock price to increase do not occur.

## Sterling Capital Stratton Small Cap Value Fund

## Summary

**Real Estate-Related Investment and REIT Risk:** Real estate-related investments may decline in value as a result of factors affecting the real estate industry. Risks associated with investments in securities of companies in the real estate industry include decline in the value of the underlying real estate, default, prepayment, changes in value resulting from changes in interest rates and demand for real and rental property, and the management skill and creditworthiness of REIT issuers. The Fund will indirectly bear its proportionate share of expenses, including management fees, paid by each REIT in which the Fund invests.

**Convertible Securities Risk:** Convertible securities are securities that may be converted or exchanged into shares of an underlying stock or other asset at a stated exchange ratio or predetermined price. The market value of convertible securities tends to decline as interest rates increase and may be affected by changes in the price of the underlying security.

**Company-Specific Risk:** The possibility that a particular stock may lose value due to factors specific to the company itself, including deterioration of its fundamental characteristics, an occurrence of adverse events at the company, or a downturn in its business prospects.

**Operational and Technology Risk:** Cyber-attacks, disruptions, or failures that affect the Fund's service providers, counterparties, market participants, or issuers of securities held by the Fund may adversely affect the Fund and its shareholders, including by causing losses for the Fund or impairing Fund operations.

**Focused Investment Risk:** Investments focused in asset classes, countries, regions, sectors, industries, or issuers that are subject to the same or similar risk factors and investments whose prices are closely correlated are subject to greater overall risk than investments that are more diversified or whose prices are not as closely correlated.

**Management Risk:** The risk that an investment technique used by the Fund's portfolio manager may fail to produce the intended result.

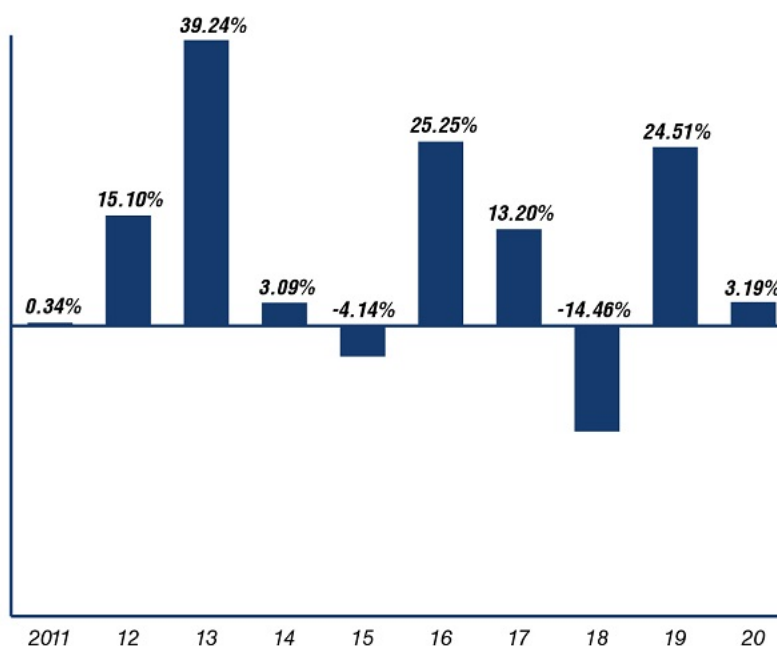
For more information about the Fund's risks, please see the "Additional Investment Strategies and Risks" section in this Prospectus.

#### Performance

The following bar chart and table provide some indication of the risks of investing in the Fund. The bar chart shows changes in the Fund's performance from year to year. The table shows how the Fund's average annual returns for 1, 5 and 10 years compared with those of two broad measures of market performance. The Fund's past performance (before and after taxes) is not necessarily an indication of how the Fund will perform in the future. *Updated performance information is available at no cost by visiting [www.sterlingcapitalfunds.com](http://www.sterlingcapitalfunds.com) or by calling 1-800-228-1872.*

## Sterling Capital Stratton Small Cap Value Fund

## Summary

Institutional Shares Annual Total Returns for years ended 12/31<sup>(1)</sup>

Best quarter: 27.59% 12/31/2020  
Worst quarter: -32.38% 03/31/2020

	1 Year	5 Years	10 Years
<b>Institutional Shares<sup>(1)</sup></b>			
Return Before Taxes	3.19%	9.28%	9.49%
Return After Taxes on Distributions	-0.42%	7.07%	8.10%
Return After Taxes on Distributions and Sale of Fund Shares	4.34%	7.19%	7.66%
<b>Russell 2000<sup>®</sup> Value Index</b>			
(reflects no deductions for fees, expenses, or taxes)	4.63%	9.65%	8.66%

(1) Performance for the Institutional Shares for periods prior to November 16, 2015 is based on the performance of the shares of the Fund's predecessor, the Stratton Small Cap Value Fund (the "Predecessor Fund"), which transferred all of its assets and liabilities to the Fund pursuant to a reorganization.

After-tax returns are calculated using the historical highest individual federal marginal income tax rates and do not reflect the impact of state and local taxes. Actual after-tax returns depend on an investor's tax situation and may differ from those shown. After-tax returns are not relevant to investors who hold their Fund shares through tax-advantaged arrangements such as 401(k) plans or individual retirement accounts.

## Management

**Investment Adviser**  
Sterling Capital Management LLC

**Portfolio Managers**  
Gerald M. Van Horn, CFA  
Executive Director of Sterling Capital and Lead Portfolio Manager  
Since November 2015

Sterling Capital Stratton Small Cap Value Fund

Summary

Shawn M. Gallagher, CFA  
Executive Director of Sterling Capital and Associate Portfolio Manager  
Since November 2015

Andrew T. DiZio, CFA  
Executive Director of Sterling Capital and Associate Portfolio Manager  
Since November 2015

Purchase and Sale of Fund Shares

Account Type	Minimum Initial Investment*	Minimum Subsequent Investment
Regular Account	\$1,000,000	\$ 0
Automatic Investment Plan	\$1,000,000	\$25

\* Investors purchasing shares through Truist Bank, its affiliates or other financial service providers or intermediaries approved by the Fund, employees of Sterling Capital, trustees of the Sterling Capital Funds, and investors who were shareholders of the Predecessor Fund at the time of the reorganization between the Predecessor Fund and the Fund are not subject to a minimum initial investment requirement.

You may buy or sell Institutional Shares of the Fund through procedures established by the Fund in connection with the requirements of fiduciary, advisory, agency, custodial and other similar accounts maintained by or on behalf of customers of Truist Bank or one of its affiliates or other financial service providers or intermediaries approved by the Fund. These parties are responsible for transmitting orders by close of business. Institutional Shares are available for purchase on any business day when the New York Stock Exchange (the NYSE) is open for regular trading. Please contact your investment representative or institution or the Funds directly at 1-800-228-1872 for more information regarding purchasing, redeeming and exchanging shares. In addition, Institutional Shares are available for purchase at [www.sterlingcapitalfunds.com](http://www.sterlingcapitalfunds.com).

Tax Information

The Fund normally distributes its net investment income and net realized capital gains, if any, to shareholders. These distributions are generally taxable to you as ordinary income or capital gains, unless you are investing through a tax-advantaged arrangement, such as a 401(k) plan (which may be taxable upon withdrawal) or an individual retirement account (which may be taxable upon withdrawal).

Payments to Broker-Dealers and Other Financial Intermediaries

If you purchase the Fund through a broker-dealer or other financial intermediary (such as a bank), the Fund and its related companies may pay the intermediary for the sale of Fund shares and related services. These payments may create a conflict of interest by influencing the broker-dealer or other intermediary and your salesperson to recommend the Fund over another investment. Ask your salesperson or visit your financial intermediary’s Web site for more information.



## Summary

## Sterling Capital Stratton Small Cap Value Fund

Class R6 Shares SCSIX

### Investment Objective

The Fund seeks long-term capital appreciation.

### Fee Table

This table describes the fees and expenses that you may pay if you buy, hold, and sell shares of the Fund. You may pay other fees, such as brokerage commissions and other fees to financial intermediaries, which are not reflected in the tables and examples below.

#### Shareholder Fees (fees paid directly from your investment)

	Class R6
Maximum Sales Charge (load) on Purchases (as a % of offering price)	None
Maximum Deferred Sales Charge (load) (as a % of the lesser of the cost of your shares or their net asset value at the time of redemption)	None
Redemption Fee	None

#### Annual Fund Operating Expenses (expenses that you pay each year as a percentage of the value of your investment)

	Class R6 Shares
Management Fees	0.75%
Distribution and Service (12b-1) Fees	0.00%
Other Expenses	0.23%
Total Annual Fund Operating Expenses	0.98%
Fee Waiver or Expense Reimbursement <sup>(1)</sup>	-0.10%
Total Annual Fund Operating Expenses After Fee Waiver or Expense Reimbursement <sup>(1)</sup>	0.88%

- (1) The Fund's administrator, Sterling Capital Management LLC ("Sterling Capital"), has contractually agreed to waive its administrative fees, pay Fund operating expenses, and/or reimburse the Fund 0.10% of the Class R6 Shares' average daily net assets for the period from February 1, 2021 through January 31, 2022. This contractual waiver may be terminated during this period only by the Fund's Board of Trustees, and will automatically terminate upon termination of the Administration Agreement between the Fund and Sterling Capital.

## Sterling Capital Stratton Small Cap Value Fund

## Summary

**Example**

This example is intended to help you compare the cost of investing in the Fund with the cost of investing in other mutual funds. The example assumes that you invest \$10,000 in the Fund for the time periods indicated and then redeem all of your shares at the end of those periods. The example also assumes that your investment has a 5% return each year and that the Fund's operating expenses remain the same, except for the expiration of the current contractual expense limitation on January 31, 2022. Although your actual costs may be higher or lower, based on these assumptions your costs would be:

	<b>1 Year</b>	<b>3 Years</b>	<b>5 Years</b>	<b>10 Years</b>
<b>Class R6 Shares</b>	\$90	\$302	\$532	\$1,192

**Portfolio Turnover**

The Fund pays transaction costs, such as commissions, when it buys and sells securities (or "turns over" its portfolio). A higher portfolio turnover rate may indicate higher transaction costs and may result in higher taxes when Fund shares are held in a taxable account. These costs, which are not reflected in annual fund operating expenses or in the example, affect the Fund's performance. During the most recent fiscal year, the Fund's portfolio turnover rate was 8.33% of the average value of its portfolio.

## Strategy, Risks and Performance

**Principal Strategy**

To pursue its investment objective, the Fund will invest, under normal circumstances, at least 80% of its net assets in common stock and securities convertible into common stock of small capitalization companies. Small cap companies include companies with market capitalizations, at the time of purchase, that are below the market capitalization of the largest company in the Russell 2000<sup>®</sup> Index. As of December 31, 2020, the market capitalization of the largest company in the Russell 2000<sup>®</sup> Index was \$13.4 billion. The Fund may also invest in real estate investment trusts ("REITs"), including mortgage REITs, and other real estate-related securities.

Sterling Capital Management LLC ("Sterling Capital") believes that undervalued companies with good earnings prospects have superior appreciation potential with reasonable levels of risk. Quantitatively, Sterling Capital focuses on a stock's fundamental valuation relative to its peers. Sterling Capital considers additional quantitative measures, such as earnings momentum and relative price strength. Qualitatively, Sterling Capital seeks to identify business catalysts which will serve to drive future earnings growth, increase investor interest and expand valuation.

**Principal Risks**

All investments carry a certain amount of risk and the Fund cannot guarantee that it will achieve its investment objective. An investment in the Fund is not a deposit or obligation of any bank, is not endorsed or guaranteed by any bank and is not insured by the Federal Deposit Insurance Corporation ("FDIC") or any other government agency. You may lose money by investing in the Fund. Below are all of the principal risks of investing in the Fund.

**Market Risk:** The possibility that the Fund's stock holdings will decline in price because of a broad stock market decline. Markets generally move in cycles, with periods of rising prices followed by periods of falling prices. The value of your investment will tend to increase or decrease in response to these movements.

## Sterling Capital Stratton Small Cap Value Fund

## Summary

**Small Capitalization Company Risk:** Investing in smaller, lesser-known companies involves greater risk than investing in those that are more established. A small company's financial well-being may, for example, depend heavily on just a few products or services. In addition, small company stocks tend to trade less frequently and in lesser quantities, and their market prices often fluctuate more, than those of larger firms.

**Investment Style Risk:** The possibility that the market segment on which this Fund focuses — small cap value stocks — will underperform other kinds of investments or market averages. A value stock may decrease in price or may not increase in price as anticipated by the portfolio manager if other investors fail to recognize the company's value or the factors that the portfolio manager believes will cause the stock price to increase do not occur.

**Real Estate-Related Investment and REIT Risk:** Real estate-related investments may decline in value as a result of factors affecting the real estate industry. Risks associated with investments in securities of companies in the real estate industry include decline in the value of the underlying real estate, default, prepayment, changes in value resulting from changes in interest rates and demand for real and rental property, and the management skill and creditworthiness of REIT issuers. The Fund will indirectly bear its proportionate share of expenses, including management fees, paid by each REIT in which the Fund invests.

**Convertible Securities Risk:** Convertible securities are securities that may be converted or exchanged into shares of an underlying stock or other asset at a stated exchange ratio or predetermined price. The market value of convertible securities tends to decline as interest rates increase and may be affected by changes in the price of the underlying security.

**Company-Specific Risk:** The possibility that a particular stock may lose value due to factors specific to the company itself, including deterioration of its fundamental characteristics, an occurrence of adverse events at the company, or a downturn in its business prospects.

**Operational and Technology Risk:** Cyber-attacks, disruptions, or failures that affect the Fund's service providers, counterparties, market participants, or issuers of securities held by the Fund may adversely affect the Fund and its shareholders, including by causing losses for the Fund or impairing Fund operations.

**Focused Investment Risk:** Investments focused in asset classes, countries, regions, sectors, industries, or issuers that are subject to the same or similar risk factors and investments whose prices are closely correlated are subject to greater overall risk than investments that are more diversified or whose prices are not as closely correlated.

**Management Risk:** The risk that an investment technique used by the Fund's portfolio manager may fail to produce the intended result.

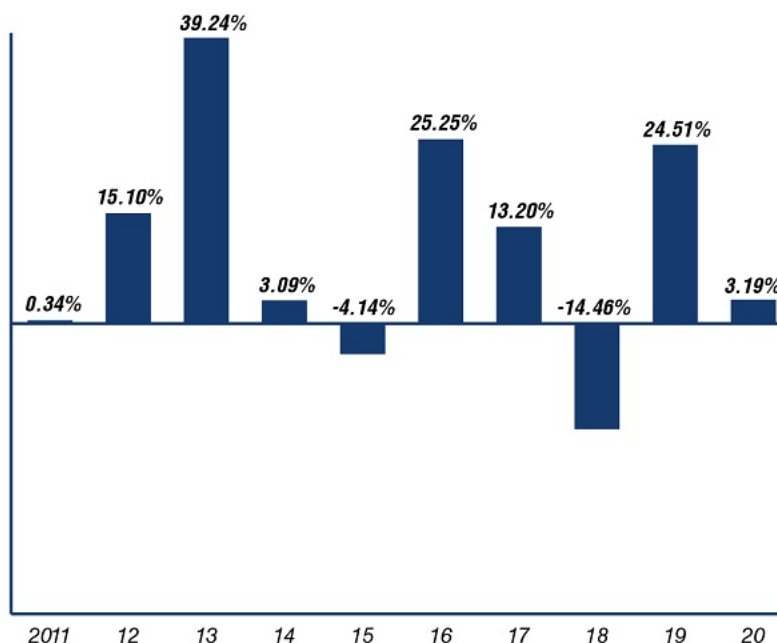
For more information about the Fund's risks, please see the "Additional Investment Strategies and Risks" section in this Prospectus.

#### Performance

The following bar chart and table provide some indication of the risks of investing in the Fund. The bar chart shows changes in the Fund's performance from year to year. The table shows how the Fund's average annual returns for 1, 5 and 10 years compared with those of two broad measures of market performance. The Fund's past performance (before and after taxes) is not necessarily an indication of how the Fund will perform in the future. *Updated performance information is available at no cost by visiting [www.sterlingcapitalfunds.com](http://www.sterlingcapitalfunds.com) or by calling 1-800-228-1872.*

## Sterling Capital Stratton Small Cap Value Fund

## Summary

Institutional Shares Annual Total Returns for years ended 12/31<sup>(1)</sup>

Best quarter: 27.59% 12/31/2020  
Worst quarter: -32.38% 03/31/2020

Average Annual Total Returns as of December 31, 2020<sup>(1)</sup>

	1 Year	5 Years	10 Years
<b>Institutional Shares<sup>(1)</sup></b>			
Return Before Taxes	3.19%	9.28%	9.49%
Return After Taxes on Distributions	-0.42%	7.07%	8.10%
Return After Taxes on Distributions and Sale of Fund Shares	4.34%	7.19%	7.66%
<b>Russell 2000® Value Index</b>			
(reflects no deductions for fees, expenses, or taxes)	4.63%	9.65%	8.66%

(1) Performance for Class R6 Shares for periods prior to inception on February 1, 2020 is based on the performance of the Institutional Shares of the Fund. Performance for the Institutional Shares for periods prior to November 16, 2015 is based on the performance of the shares of the Fund's predecessor, the Stratton Small Cap Value Fund (the "Predecessor Fund"), which transferred all of its assets and liabilities to the Fund pursuant to a reorganization.

After-tax returns are calculated using the historical highest individual federal marginal income tax rates and do not reflect the impact of state and local taxes. Actual after-tax returns depend on an investor's tax situation and may differ from those shown. After-tax returns are not relevant to investors who hold their Fund shares through tax-advantaged arrangements such as 401(k) plans or individual retirement accounts.

## Management

**Investment Adviser**  
Sterling Capital Management LLC



**Sterling Capital Stratton Small Cap Value Fund****Summary****Portfolio Managers**

Gerald M. Van Horn, CFA  
Executive Director of Sterling Capital and Lead Portfolio Manager  
Since November 2015

Shawn M. Gallagher, CFA  
Executive Director of Sterling Capital and Associate Portfolio Manager  
Since November 2015

Andrew T. DiZio, CFA  
Executive Director of Sterling Capital and Associate Portfolio Manager  
Since November 2015

**Purchase and Sale of Fund Shares**

<b>Account and Investor Type</b>	<b>Minimum Initial Investment</b>	<b>Minimum Subsequent Investment</b>
Regular Account		
Group Retirement and Benefit Plans and 529 Plans	\$0	\$0
Eligible Institutional Investors and Accounts	\$5,000,000	\$0
Other Eligible Investors	\$10,000,000	\$0
Automatic Investment Plan		
Group Retirement and Benefit Plans and 529 Plans	\$0	\$25
Institutional Investors and Accounts	\$5,000,000	\$25
Other Eligible Investors	\$10,000,000	\$25

Class R6 Shares are available only to eligible group retirement and benefit plans, 529 plans, certain eligible institutional investors and accounts, including certain accounts at Truist Bank and its affiliates and predecessors where Truist Bank or its affiliates or predecessors (including, without limitation, their wealth management divisions) act in a fiduciary or discretionary capacity (excluding, without limitation, brokerage accounts), and certain other eligible investors that meet the applicable minimums stated above. Financial intermediaries such as clearing firms or record keepers that expect to receive compensation from a Fund or from Sterling Capital in the form of sub-recordkeeping, sub-transfer agency or other similar service fees are not eligible to purchase R6 Shares. R6 Shares are available for purchase on any business day when the New York Stock Exchange (the NYSE) is open for regular trading. Please contact your financial intermediary, plan administrator or the Funds directly at 1-800-228-1872 for more information regarding purchasing, redeeming and exchanging shares.

**Tax Information**

The Fund normally distributes its net investment income and net realized capital gains, if any, to shareholders. These distributions are generally taxable to you as ordinary income or capital gains, unless you are investing through a tax-advantaged arrangement, such as a 401(k) plan (which may be taxable upon withdrawal).

**Sterling Capital Stratton Small Cap Value Fund****Summary****Payments to Broker-Dealers and Other Financial Intermediaries**

If you purchase the Fund through a broker-dealer or other financial intermediary (such as a bank), the Fund and its related companies may pay the intermediary for the sale of Fund shares and related services. These payments may create a conflict of interest by influencing the broker-dealer or other intermediary and your salesperson to recommend the Fund over another investment. Ask your salesperson or visit your financial intermediary's Web site for more information.

117



## Summary

## Sterling Capital SMID Opportunities Fund

### Institutional Shares SMDOX

#### Investment Objective

#### Fee Table

This table describes the fees and expenses that you may pay if you buy, hold, and sell shares of the Fund. You may pay other fees, such as brokerage commissions and other fees to financial intermediaries, which are not reflected in the tables and examples below.

#### Shareholder Fees (fees paid directly from your investment)

	Institutional Shares
Maximum Sales Charge (load) on Purchases (as a % of offering price)	None
Maximum Deferred Sales Charge (load) (as a % of the lesser of the cost of your shares or their net asset value at the time of redemption)	None
Redemption Fee	None

#### Annual Fund Operating Expenses (expenses that you pay each year as a percentage of the value of your investment)

	Institutional Shares
Management Fees	0.70%
Distribution and Service (12b-1) Fees	0.00%
Other Expenses	0.39%
Acquired Fund Fees and Expenses <sup>(1)</sup>	0.01%
Total Annual Fund Operating Expenses <sup>(1)</sup>	1.10%
Fee Waiver or Expense Reimbursement <sup>(2)</sup>	-0.30%
Total Annual Fund Operating Expenses After Fee Waiver or Expense Reimbursement <sup>(1), (2)</sup>	0.80%

(1) The Total Annual Fund Operating Expenses in the table above include fees and expenses incurred indirectly by the Fund as a result of its investment in other investment companies. To the extent that the Fund invests in acquired funds, Total Annual Fund Operating Expenses will not correlate to the ratio of expenses to average net assets in the Fund's Financial Highlights since the Financial Highlights reflect actual operating expenses of the Fund and do not include Acquired Fund Fees and Expenses.

(2) The Fund's adviser has contractually agreed to waive its fees, pay Fund operating expenses, and/or reimburse the Fund to the extent that Total Annual Fund Operating Expenses (other than acquired fund fees and expenses, interest, taxes, and extraordinary expenses) for the Fund's Institutional Shares, exceed 0.79% of the Institutional Shares' average daily net assets for the period from February 1, 2021 through January 31, 2022. This contractual limitation may be terminated during this period only by the Fund's Board of Trustees, and will automatically terminate upon termination of the Investment Advisory Agreement between the Fund and Sterling Capital Management LLC ("Sterling Capital").

## Sterling Capital SMID Opportunities Fund

## Summary

**Example**

This example is intended to help you compare the cost of investing in the Fund with the cost of investing in other mutual funds. The example assumes that you invest \$10,000 in the Fund for the time periods indicated and then redeem all of your shares at the end of those periods. The example also assumes that your investment has a 5% return each year and that the Fund's operating expenses remain the same, except for the expiration of the current contractual expense limitation on January 31, 2022. Although your actual costs may be higher or lower, based on these assumptions your costs would be:

	1 Year	3 Years	5 Years	10 Years
<b>Institutional Shares</b>	\$82	\$320	\$577	\$1,313

**Portfolio Turnover**

The Fund pays transaction costs, such as commissions, when it buys and sells securities (or "turns over" its portfolio). A higher portfolio turnover rate may indicate higher transaction costs and may result in higher taxes when Fund shares are held in a taxable account. These costs, which are not reflected in annual fund operating expenses or in the example, affect the Fund's performance. During the most recent fiscal year, the Fund's portfolio turnover rate was 60.03% of the average value of its portfolio.

## Strategy, Risks and Performance

**Principal Strategy**

To pursue its investment objective, the Fund normally invests principally in equity securities and will invest, under normal circumstances, at least 80% of its net assets plus borrowings for investment purposes in the securities of small or middle capitalization companies (commonly referred to collectively as "smid" companies). Small or middle capitalization companies are generally defined as companies with market capitalizations within the range of those companies in the Russell 2500™ Index or the Russell Midcap® Index at the time of purchase. As of December 31, 2020, the capitalization range of the Russell 2500™ Index was between \$43 million and \$31.6 billion and the capitalization range of the Russell Midcap® Index was between \$624 million and \$59.7 billion. The Fund may invest in common stock, real estate investment trusts ("REITs"), other investment companies, and American Depositary Receipts ("ADRs"). The Fund invests, under normal market conditions, primarily in domestically traded U.S. common stocks and U.S. traded equity stocks of foreign companies, including ADRs. The Fund uses a multi-style approach, meaning that it not only invests across different capitalization levels but may target both value- and growth-oriented companies.

The portfolio managers look for companies experiencing above-average revenue and profit growth as well as out-of-favor stocks that may be depressed due to what the portfolio managers believe to be temporary economic circumstances. In choosing individual stocks, the portfolio managers perform fundamental analysis to examine valuation and growth characteristics of a particular issuer.

The portfolio managers may consider selling a stock owned by the Fund when the factors that induced the portfolio managers to buy the stock have changed, the company faces earnings growth risk or has issued substantial new debt, or to reduce the Fund's position in a particular stock if the stock represents a disproportionately large position within the Fund's portfolio.

## Sterling Capital SMID Opportunities Fund

## Summary

**Principal Risks**

All investments carry a certain amount of risk and the Fund cannot guarantee that it will achieve its investment objective. An investment in the Fund is not a deposit or obligation of any bank, is not endorsed or guaranteed by any bank and is not insured by the Federal Deposit Insurance Corporation ("FDIC") or any other government agency. You may lose money by investing in the Fund. Below are all of the principal risks of investing in the Fund.

**Market Risk:** The possibility that the Fund's stock holdings will decline in price because of a broad stock market decline. Markets generally move in cycles, with periods of rising prices followed by periods of falling prices. The value of your investment will tend to increase or decrease in response to these movements.

**Interest Rate Risk:** The possibility that the value of the Fund's investments will decline due to an increase in interest rates. Interest rate risk is generally higher for longer-term debt instruments and lower for shorter-term debt instruments.

**Investment Style Risk:** The possibility that the market segment on which this Fund is primarily invested in, whether growth or value; large-, mid- or small-cap; could underperform other kinds of investments or market averages that include style-focused investments.

**Small Capitalization Company Risk:** Investing in smaller, lesser-known companies involves greater risk than investing in those that are more established. A small company's financial well-being may, for example, depend heavily on just a few products or services. In addition, small company stocks tend to trade less frequently and in lesser quantities, and their market prices often fluctuate more, than those of larger firms.

**Mid Capitalization Company Risk:** Investments in middle capitalization companies may be riskier, more volatile and more vulnerable to economic, market and industry changes than investments in larger, more established companies. As a result, share price changes may be more sudden or erratic than the prices of other equity securities, especially over the short term.

**Company-Specific Risk:** The possibility that a particular stock may lose value due to factors specific to the company itself, including deterioration of its fundamental characteristics, an occurrence of adverse events at the company, or a downturn in its business prospects.

**Foreign Investment Risk:** Foreign securities involve risks not typically associated with investing in U.S. securities. Foreign securities may be adversely affected by various factors, including currency fluctuations and social, economic or political instability.

**Real Estate-Related Investment and REIT Risk:** Real estate-related investments may decline in value as a result of factors affecting the real estate industry. Risks associated with investments in securities of companies in the real estate industry include decline in the value of the underlying real estate, default, prepayment, changes in value resulting from changes in interest rates and demand for real and rental property, and the management skill and creditworthiness of REIT issuers. The Fund will indirectly bear its proportionate share of expenses, including management fees, paid by each REIT in which the Fund invests.

## Sterling Capital SMID Opportunities Fund

## Summary

**Investment Company Risk:** Investing in another investment company or pooled vehicle, including ETFs, subjects the Fund to that company's risks, including the risk that the investment company will not perform as expected. As a shareholder in an investment company or pooled vehicle, the Fund, and indirectly the Fund's shareholders, would bear its ratable share of the investment company's or pooled vehicle's expenses, including advisory and administrative fees, and the Fund would at the same time continue to pay its own fees and expenses. Investments in other investment companies may be subject to investment or redemption limitations or special charges, such as redemption fees. To the extent the Fund invests in other investment companies, it is exposed to the risk that the other investment companies or pooled vehicles do not perform as expected.

**Active Trading Risk:** The Fund may trade securities actively, which could increase its transaction costs (thereby lowering its performance) and may increase the amount of taxes that a shareholder pays, by increasing the amount of the Fund's realized capital gains and increasing the portion of the Fund's realized capital gains that are short-term capital gains.

**Operational and Technology Risk:** Cyber-attacks, disruptions, or failures that affect the Fund's service providers, counterparties, market participants, or issuers of securities held by the Fund may adversely affect the Fund and its shareholders, including by causing losses for the Fund or impairing Fund operations.

**Focused Investment Risk:** Investments focused in asset classes, countries, regions, sectors, industries, or issuers that are subject to the same or similar risk factors and investments whose prices are closely correlated are subject to greater overall risk than investments that are more diversified or whose prices are not as closely correlated.

**Management Risk:** The risk that an investment technique used by the Fund's portfolio manager may fail to produce the intended result.

For more information about the Fund's risks, please see the "Additional Investment Strategies and Risks" section in this Prospectus.

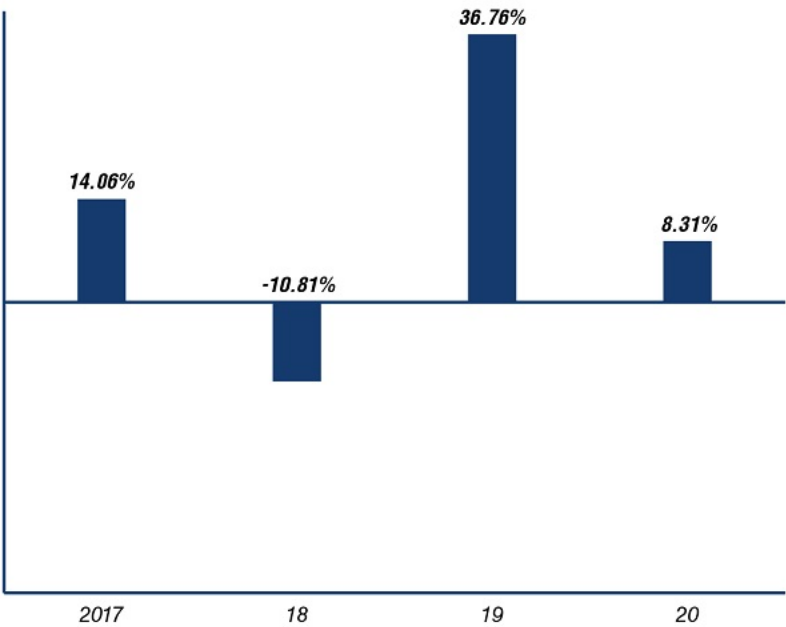
### Performance

The following bar chart and table provide some indication of the risks of investing in the Fund. The bar chart shows the annual total return for the Fund. The table shows how the Fund's average annual returns for 1 year and since the Fund's inception compared with those of a broad measure of market performance. The Fund's past performance (before and after taxes) is not necessarily an indication of how the Fund will perform in the future. *Updated performance information is available at no cost by visiting [www.sterlingcapitalfunds.com](http://www.sterlingcapitalfunds.com) or by calling 1-800-228-1872.*

Sterling Capital SMID Opportunities Fund

Summary

Institutional Shares Annual Total Return for years ended 12/31



Best quarter: 17.87% 06/30/2020  
Worst quarter: -27.57% 03/31/2020

	1 Year	Since Inception
<b>Institutional Shares</b>		(9/30/16)
Return Before Taxes	8.31%	11.33%
Return After Taxes on Distributions	8.31%	10.84%
Return After Taxes on Distributions and Sale of Fund Shares	4.92%	8.85%
<b>Russell 2500® Index</b>		(9/30/16)
(reflects no deductions for fees, expenses, or taxes)	40.47%	13.46%

After-tax returns are calculated using the historical highest individual federal marginal income tax rates and do not reflect the impact of state and local taxes. Actual after-tax returns depend on an investor’s tax situation and may differ from those shown. After-tax returns are not relevant to investors who hold their Fund shares through tax-advantaged arrangements such as 401(k) plans or individual retirement accounts.

Management

**Investment Adviser**  
Sterling Capital Management LLC (“Sterling Capital”)

**Portfolio Managers**  
Joshua L. Haggerty, CFA  
Executive Director of Sterling Capital and  
Lead Portfolio Manager  
Since inception

**Sterling Capital SMID Opportunities Fund****Summary**

Adam B. Bergman, CFA  
 Executive Director of Sterling Capital and  
 Associate Portfolio Manager  
 Since inception

**Purchase and Sale of Fund Shares**

<b>Account Type</b>	<b>Minimum Initial Investment*</b>	<b>Minimum Subsequent Investment</b>
Regular Account	\$1,000,000	\$0
Automatic Investment Plan	\$1,000,000	\$25

\* Investors purchasing shares through Truist Bank, its affiliates or other financial service providers or intermediaries approved by the Fund and other investors approved by the Fund are not subject to a minimum initial investment requirement.

You may buy or sell Institutional Shares of the Fund through procedures established by the Fund in connection with the requirements of fiduciary, advisory, agency, custodial and other similar accounts maintained by or on behalf of customers of Truist Bank or one of its affiliates or other financial service providers or intermediaries approved by the Fund. These parties are responsible for transmitting orders by close of business. Institutional Shares are available for purchase on any business day when the New York Stock Exchange (the NYSE) is open for regular trading. Please contact your investment representative or institution or the Funds directly at 1-800-228-1872 for more information regarding purchasing, redeeming and exchanging shares. In addition, Institutional Shares are available for purchase at [www.sterlingcapitalfunds.com](http://www.sterlingcapitalfunds.com).

**Tax Information**

The Fund normally distributes its net investment income and net realized capital gains, if any, to shareholders. These distributions are generally taxable to you as ordinary income or capital gains, unless you are investing through a tax-advantaged arrangement, such as a 401(k) plan (which may be taxable upon withdrawal) or an individual retirement account (which may be taxable upon withdrawal).

**Payments to Broker-Dealers and Other Financial Intermediaries**

If you purchase the Fund through a broker-dealer or other financial intermediary (such as a bank), the Fund and its related companies may pay the intermediary for the sale of Fund shares and related services. These payments may create a conflict of interest by influencing the broker-dealer or other intermediary and your salesperson to recommend the Fund over another investment. Ask your salesperson or visit your financial intermediary's Web site for more information.





## Summary

## Sterling Capital Ultra Short Bond Fund

Institutional Shares BUSIX

### Investment Objective

The Fund seeks to provide current income and competitive total return.

### Fee Table

This table describes the fees and expenses that you may pay if you buy, hold, and sell shares of the Fund. You may pay other fees, such as brokerage commissions and other fees to financial intermediaries, which are not reflected in the tables and examples below.

#### Shareholder Fees (fees paid directly from your investment)

	Institutional Shares
Maximum Sales Charge (load) on Purchases (as a % of offering price)	None
Maximum Deferred Sales Charge (load) (as a % of the lesser of the cost of your shares or their net asset value at the time of redemption)	None
Redemption Fee	None

#### Annual Fund Operating Expenses (expenses that you pay each year as a percentage of the value of your investment)

	Institutional Shares
Management Fees	0.20%
Distribution and Service (12b-1) Fees	0.00%
Other Expenses	0.35%
Acquired Fund Fees and Expenses <sup>(1)</sup>	0.01%
Total Annual Fund Operating Expenses <sup>(1)</sup>	0.56%
Fee Waiver or Expense Reimbursement <sup>(2)</sup>	-0.28%
Total Annual Fund Operating Expenses After Fee Waiver or Expense Reimbursement <sup>(1),(2)</sup>	0.28%

- (1) The Total Annual Fund Operating Expenses in the table above include fees and expenses incurred indirectly by the Fund as a result of its investment in other investment companies. To the extent that the Fund invests in acquired funds, Total Annual Fund Operating Expenses will not correlate to the ratio of expenses to average net assets in the Fund's Financial Highlights since the Financial Highlights reflect actual operating expenses of the Fund and do not include Acquired Fund Fees and Expenses.
- (2) The Fund's adviser has contractually agreed to waive its fees, pay Fund operating expenses, and/or reimburse the Fund to the extent that Total Annual Fund Operating Expenses (other than acquired fund fees and expenses, interest, taxes, and extraordinary expenses) for the Fund's Institutional Shares exceed 0.27% of the Institutional Shares' average daily net assets for the period from February 1, 2021 through January 31, 2022. This contractual limitation may be terminated during this period only by the Fund's Board of Trustees, and will automatically terminate upon termination of the Investment Advisory Agreement between the Fund and Sterling Capital Management LLC ("Sterling Capital").

#### Example

This example is intended to help you compare the cost of investing in the Fund with the cost of investing in other mutual funds. The example assumes that you invest \$10,000 in the Fund for the time periods indicated and then redeem all of your shares at the end of those periods. The example also assumes, that your investment has a 5% return each year and that the Fund's operating expenses remain the same, except for the expiration of the current contractual expense limitation on January 31, 2022. Although your actual costs may be higher or lower, based on these assumptions your costs would be:

	1 Year	3 Years	5 Years	10 Years
Institutional Shares	\$29	\$151	\$285	\$675

**Sterling Capital Ultra Short Bond Fund****Summary****Portfolio Turnover**

The Fund pays transaction costs, such as commissions, when it buys and sells securities (or “turns over” its portfolio). A higher portfolio turnover rate may indicate higher transaction costs and may result in higher taxes when Fund shares are held in a taxable account. These costs, which are not reflected in annual fund operating expenses or in the example, affect the Fund’s performance. During the most recent fiscal year, the Fund’s portfolio turnover rate was 43.45% of the average value of its portfolio.

**Strategy, Risks and Performance****Principal Strategy**

To pursue its investment objective, the Fund invests, under normal circumstances, at least 80% of its net assets plus borrowings for investment purposes in fixed income securities (bonds).

The Fund invests primarily in the following types of fixed income securities: (i) securities issued or guaranteed by the U.S. government or its agencies and instrumentalities, some of which may be subject to repurchase agreements; (ii) corporate debt securities, including bonds, notes and debentures, issued by U.S. companies that are investment grade (*i.e.*, rated at the time of purchase in one of the four highest rating categories by a nationally recognized statistical rating organization, or are determined by the portfolio manager to be of comparable quality); (iii) investment grade asset-backed securities; (iv) investment grade mortgage-backed securities, including collateralized mortgage obligations; (v) municipal securities; (vi) U.S. dollar-denominated foreign and emerging market securities; and (vii) variable and floating rate instruments. Additionally, the Fund will invest in convertible securities, including convertible bonds and preferred stocks, and cash equivalents. The Fund may invest up to 10% of its total assets in bonds that are below investment grade, which are commonly referred to as “high yield” or “junk” bonds. The Fund will maintain an average duration of 18 months or less. The Fund is generally structured to target a dollar-weighted average maturity of between zero and 24 months, although the Fund may invest in individual securities of any weighted average maturity. Duration is the expected life of a fixed-income security and is used to determine the sensitivity of the security’s price to changes in interest rates. Maturity merely measures the time until final payment is due. Unlike maturity, duration accounts for the time until all payments of interest and principal on a security are expected to be made, including how these payments are affected by prepayments and by changes in interest rates.

In managing the portfolio, the portfolio manager uses a “top down” investment management approach focusing on allocation among sectors, credit risk, and individual securities selection. The portfolio manager focuses on macro trends in the economy to establish a duration target that reflects the outlook for the future direction of interest rates. For yield curve management, in addition to the trend in interest rates, other factors such as future inflation expectations, supply factors, and future interest rate expectations are considered. Sector weightings are driven by a combination of the portfolio manager’s macro view on interest rates and volatility as well as relative spread analysis. Utilizing fundamental analysis the portfolio manager then selects individual securities consistent with the target by looking for the best relative values within particular sectors. The analysis includes an attempt to understand the structure and embedded features of potential securities. Features that are analyzed include puts, calls, sinking fund requirements (scheduled early retirements of the specific debt instrument), prepayment and extension risk, and individual company financial data for potential corporate holdings. Scenario analysis is the primary tool employed for these assessments.

## Sterling Capital Ultra Short Bond Fund

## Summary

The portfolio manager may consider selling a security owned by the Fund to reduce exposure to a particular sector, if the portfolio manager sees a deterioration in the underlying fundamentals of an issuer or if the actions of the issuer violate the investment thesis of owning the security (or, in another words, the original reasoning for purchasing the security), when the portfolio managers finds other attractive securities that the portfolio manager believes are less expensive and offer relatively greater income or growth potential, and in response to macro level adjustments to duration and yield curve contributions (which are changes made to portfolio duration or yield curve positioning due to changes in the portfolio manager's macroeconomic outlook).

**Principal Risks**

All investments carry a certain amount of risk and the Fund cannot guarantee that it will achieve its investment objective. An investment in the Fund is not a deposit or obligation of any bank, is not endorsed or guaranteed by any bank and is not insured by the Federal Deposit Insurance Corporation ("FDIC") or any other government agency. You may lose money by investing in the Fund. Below are all of the principal risks of investing in the Fund.

**Interest Rate Risk:** The possibility that the value of the Fund's investments will decline due to an increase in interest rates. Interest rate risk is generally higher for longer-term debt instruments and lower for shorter-term debt instruments.

**Credit Risk:** The possibility that an issuer cannot make timely interest and principal payments on its debt securities such as bonds. The lower a security's rating, the greater its credit risk.

**Income Risk:** The possibility that the Fund's income will decline due to a decrease in interest rates. Income risk is generally higher for shorter-term bonds and lower for longer-term bonds.

**Fixed Income Market Risk:** Fixed income securities markets may, in response to governmental intervention, economic or market developments (including potentially a reduction in the number of broker-dealers willing to engage in market-making activity), or other factors, experience periods of increased volatility and reduced liquidity.

**U.S. Government Securities Risk:** The Fund invests in securities issued or guaranteed by the U.S. government or its agencies or instrumentalities (such as Fannie Mae or Freddie Mac securities). Although U.S. government securities issued directly by the U.S. government are guaranteed by the U.S. Treasury, other U.S. government securities issued by an agency or instrumentality of the U.S. government may not be. No assurance can be given that the U.S. government would provide financial support to its agencies and instrumentalities if not required to do so by law.

**Liquidity Risk:** The possibility that certain securities may be difficult or impossible to sell at the time and the price that would normally prevail in the market. The seller may have to lower the price, sell other securities instead or forego an investment opportunity, any of which could have a negative effect on Fund management or performance.

**Prepayment/Call Risk:** When mortgages and other obligations are prepaid and when securities are called, the Fund may have to reinvest in securities with a lower yield or fail to recover additional amounts (*i.e.*, premiums) paid for securities with higher interest rates, resulting in an unexpected capital loss. Call risk is the possibility that, during periods of declining interest rates, a bond issuer will "call" — or repay — higher-yielding bonds before their stated maturity date. In both cases, investors receive their principal back and are typically forced to reinvest it in bonds that pay lower interest rates.

## Sterling Capital Ultra Short Bond Fund

## Summary

**Estimated Maturity Risk:** The possibility that an underlying security holder will exercise its right to pay principal on an obligation earlier or later than expected. This may happen when there is a rise or fall in interest rates. These events may shorten or lengthen the duration (*i.e.*, interest rate sensitivity) and potentially reduce the value of these securities.

**Municipal Securities Risk:** Municipal obligations are issued by or on behalf of states, territories and possessions of the United States and their political subdivisions, agencies and instrumentalities and the District of Columbia to obtain funds for various public purposes. Municipal obligations are subject to more credit risk than U.S. government securities that are supported by the full faith and credit of the United States. The ability of municipalities to meet their obligations will depend on the availability of tax and other revenues, economic, political and other conditions within the state and municipality, and the underlying fiscal condition of the state and municipality. As with other fixed income securities, municipal securities also expose their holders to market risk because their values typically change as interest rates fluctuate.

**Mortgage-Backed and Asset-Backed Securities Risk:** Mortgage-backed and other asset-backed securities may be particularly sensitive to changes in prevailing interest rates. Rising interest rates tend to extend the duration of mortgage-backed securities, making them more sensitive to changes in interest rates, and may reduce the market value of the securities. Mortgage-backed securities are also subject to pre-payment risk. Due to their often complicated structures, various mortgage-backed and asset-backed securities may be difficult to value and may constitute illiquid securities. Furthermore, debtors may be entitled to the protection of a number of state and federal consumer protection credit laws with respect to these securities, which may give the debtor the right to avoid or reduce payment.

**High-Yield/High-Risk Debt Securities:** High-yield/high-risk debt securities are securities that are rated below investment grade by the primary rating agencies. These securities are considered speculative and involve greater risk of loss than investment grade debt securities.

**Foreign Investment Risk:** Foreign securities involve risks not typically associated with investing in U.S. securities. Foreign securities may be adversely affected by various factors, including currency fluctuations and social, economic or political instability. These risks are particularly pronounced for emerging markets.

**Convertible Securities Risk:** Convertible securities are securities that may be converted or exchanged into shares of an underlying stock or other asset at a stated exchange ratio or predetermined price. The market value of convertible securities tends to decline as interest rates increase and may be affected by changes in the price of the underlying security.

**Variable and Floating Rate Instrument Risk:** Variable and floating rate instruments are generally less sensitive to interest rate changes than other fixed rate instruments; however, the value of floating rate instruments may decline if their interest rates do not rise as quickly, or as much, as general interest rates.

**Active Trading Risk:** The Fund may trade securities actively, which could increase its transaction costs (thereby lowering its performance) and may increase the amount of taxes that a shareholder pays, by increasing the amount of the Fund's realized capital gains and increasing the portion of the Fund's realized capital gains that are short-term capital gains.

**Operational and Technology Risk:** Cyber-attacks, disruptions, or failures that affect the Fund's service providers, counterparties, market participants, or issuers of securities held by the Fund may adversely affect the Fund and its shareholders, including by causing losses for the Fund or impairing Fund operations.

Sterling Capital Ultra Short Bond Fund

Summary

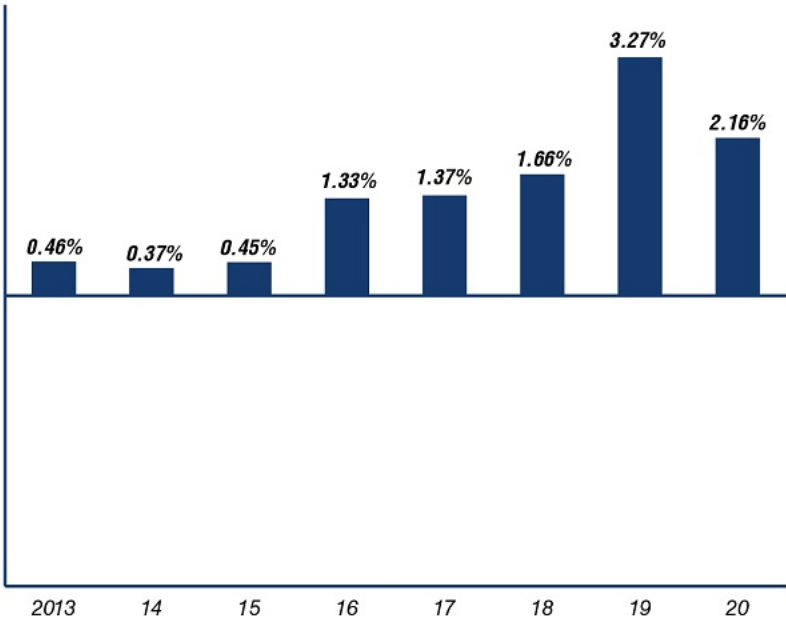
**Focused Investment Risk:** Investments focused in asset classes, countries, regions, sectors, industries, or issuers that are subject to the same or similar risk factors and investments whose prices are closely correlated are subject to greater overall risk than investments that are more diversified or whose prices are not as closely correlated.

**Management Risk:** The risk that an investment technique used by the Fund’s portfolio manager may fail to produce the intended result.

For more information about the Fund’s risks, please see the “Additional Investment Strategies and Risks” section in this Prospectus.

**Performance**  
The following bar chart and table provide some indication of the risks of investing in the Fund. The bar chart shows changes in the Fund’s performance from year to year. The table shows how the Fund’s average annual returns for 1 and 5 years and since the Fund’s inception compared with those of a broad measure of market performance. The Fund’s past performance (before and after taxes) is not necessarily an indication of how the Fund will perform in the future. *Updated performance information is available at no cost by visiting [www.sterlingcapitalfunds.com](http://www.sterlingcapitalfunds.com) or by calling 1-800-228-1872.*

Institutional Shares Annual Total Returns for years ended 12/31



Average Annual Total Returns as of December 31, 2020

Best quarter:	2.57%	06/30/2020
Worst quarter:	-1.30%	03/31/2020

	1 Year	5 Years	Since Inception
<b>Institutional Shares</b>			
			(11/30/12)
Return Before Taxes	2.16%	1.95%	1.37%
Return After Taxes on Distributions	1.44%	1.14%	0.70%
Return After Taxes on Distributions and Sale of Fund Shares	1.27%	1.14%	0.75%
<b>FTSE 6 Month Treasury Bill Index</b>			
			(11/30/12)
(reflects no deductions for fees, expenses, or taxes)	0.80%	1.27%	0.82%

**Sterling Capital Ultra Short Bond Fund****Summary**

After-tax returns are calculated using the historical highest individual federal marginal income tax rates and do not reflect the impact of state and local taxes. Actual after-tax returns depend on an investor's tax situation and may differ from those shown. After-tax returns are not relevant to investors who hold their Fund shares through tax-advantaged arrangements such as 401(k) plans or individual retirement accounts.

**Management****Investment Adviser**

Sterling Capital Management LLC

**Portfolio Managers**

Mark M. Montgomery, CFA  
Senior Managing Director of Sterling Capital and  
Co-Portfolio Manager  
Since inception

Jeffrey D. Ormsby, CFA  
Executive Director of Sterling Capital and Co-Portfolio Manager  
Since February 2020

Byron G. Mims, CFA  
Executive Director of Sterling Capital and Co-Portfolio Manager  
Since February 2020

**Purchase and Sale of Fund Shares**

<b>Account Type</b>	<b>Minimum Initial Investment*</b>	<b>Minimum Subsequent Investment</b>
Regular Account	\$1,000,000	\$0
Automatic Investment Plan	\$1,000,000	\$25

\* Investors purchasing shares through Truist Bank, its affiliates or other financial service providers or intermediaries approved by the Fund and other investors approved by the Fund are not subject to a minimum initial investment requirement.

You may buy or sell Institutional Shares of the Fund through procedures established by the Fund in connection with the requirements of fiduciary, advisory, agency, custodial and other similar accounts maintained by or on behalf of customers of Truist Bank or one of its affiliates or other financial service providers or intermediaries approved by the Fund. These parties are responsible for transmitting orders by close of business. Institutional Shares are available for purchase on any business day when the New York Stock Exchange (the NYSE) is open for regular trading. Please contact your investment representative or institution or the Funds directly at 1-800-228-1872 for more information regarding purchasing, redeeming and exchanging shares. In addition, Institutional Shares are available for purchase at [www.sterlingcapitalfunds.com](http://www.sterlingcapitalfunds.com).

**Tax Information**

The Fund normally distributes its net investment income and net realized capital gains, if any, to shareholders. These distributions are generally taxable to you as ordinary income or capital gains, unless you are investing through a tax-advantaged arrangement, such as a 401(k) plan (which may be taxable upon withdrawal) or an individual retirement account (which may be taxable upon withdrawal).

**Sterling Capital Ultra Short Bond Fund****Summary****Payments to Broker-Dealers and Other Financial Intermediaries**

If you purchase the Fund through a broker-dealer or other financial intermediary (such as a bank), the Fund and its related companies may pay the intermediary for the sale of Fund shares and related services. These payments may create a conflict of interest by influencing the broker-dealer or other intermediary and your salesperson to recommend the Fund over another investment. Ask your salesperson or visit your financial intermediary's Web site for more information.



## Summary

## Sterling Capital Short Duration Bond Fund

Institutional Shares BBSGX

### Investment Objective

The Fund seeks to provide current income and competitive total return.

### Fee Table

This table describes the fees and expenses that you may pay if you buy, hold, and sell shares of the Fund. You may pay other fees, such as brokerage commissions and other fees to financial intermediaries, which are not reflected in the tables and examples below.

#### Shareholder Fees (fees paid directly from your investment)

	Institutional Shares
Maximum Sales Charge (load) on Purchases (as a % of offering price)	None
Maximum Deferred Sales Charge (load) (as a % of the lesser of the cost of your shares or their net asset value at the time of redemption)	None
Redemption Fee	None

#### Annual Fund Operating Expenses (expenses that you pay each year as a percentage of the value of your investment)

	Institutional Shares
Management Fees	0.20%
Distribution and Service (12b-1) Fees	0.00%
Other Expenses	0.22%
Total Annual Fund Operating Expenses	0.42%

#### Example

This example is intended to help you compare the cost of investing in the Fund with the cost of investing in other mutual funds. The example assumes that you invest \$10,000 in the Fund for the time periods indicated and then redeem all of your shares at the end of those periods. The example also assumes, that your investment has a 5% return each year and that the Fund's operating expenses remain the same. Although your actual costs may be higher or lower, based on these assumptions your costs would be:

	1 Year	3 Years	5 Years	10 Years
Institutional Shares	\$43	\$135	\$235	\$530

#### Portfolio Turnover

The Fund pays transaction costs, such as commissions, when it buys and sells securities (or "turns over" its portfolio). A higher portfolio turnover rate may indicate higher transaction costs and may result in higher taxes when Fund shares are held in a taxable account. These costs, which are not reflected in annual fund operating expenses or in the example, affect the Fund's performance. During the most recent fiscal year, the Fund's portfolio turnover rate was 64.69% of the average value of its portfolio.

### Strategy, Risks and Performance

#### Principal Strategy

To pursue its investment objective, the Fund invests, under normal circumstances, at least 80% of its net assets plus borrowings for investment purposes in investment grade fixed income securities (bonds).



**Sterling Capital Short Duration Bond Fund****Summary**

The Fund invests primarily in the following types of fixed income securities: (i) corporate debt securities, including bonds, notes and debentures, issued by U.S. companies that are investment grade (*i.e.*, rated at the time of purchase in one of the four highest rating categories by a nationally recognized statistical rating organization, or are determined by the portfolio manager to be of comparable quality); (ii) securities issued or guaranteed by the U.S. government or its agencies and instrumentalities, some of which may be subject to repurchase agreements; (iii) investment grade mortgage-backed securities, including collateralized mortgage obligations; (iv) investment grade asset-backed securities; and (v) U.S. dollar-denominated foreign and emerging market securities. Additionally, the Fund will invest in municipal securities, convertible securities, including convertible bonds and preferred stocks, and cash equivalents. The Fund may invest up to 15% of its total assets in bonds that are below investment grade, which are commonly referred to as “high yield” or “junk” bonds, and non-dollar denominated foreign and emerging market securities. The Fund will maintain an average duration between 1 and 3 years. Duration is the expected life of a fixed income security and is used to determine the sensitivity of the security’s price to changes in interest rates. Duration accounts for the time until all payments of interest and principal on a security are expected to be made, including how these payments are affected by prepayments and by changes in interest rates.

The Fund may invest in certain types of derivative instruments for hedging and investment purposes. Although the Fund may invest in derivatives of any kind, the Fund currently expects to invest in futures contracts and forward foreign currency contracts to gain efficient investment exposures as an alternative to cash investments or to hedge against portfolio exposures, and credit default swaps and interest rate swaps to gain indirect exposure to interest rates, issuers, currencies, or market sectors, or to hedge against portfolio exposures.

In managing the portfolio, the portfolio manager uses a “top down” investment management approach focusing on allocation among sectors, credit risk, and individual securities selection. The portfolio manager focuses on macro trends in the economy to establish a duration target that reflects the outlook for the future direction of interest rates. For yield curve management, in addition to the trend in interest rates, other factors such as future inflation expectations, supply factors, and future interest rate expectations are considered. Sector weightings are driven by a combination of the portfolio manager’s macro view on interest rates and volatility as well as relative spread analysis. Utilizing fundamental analysis the portfolio manager then selects individual securities consistent with the target by looking for the best relative values within particular sectors. The analysis includes an attempt to understand the structure and embedded features of potential securities. Features that are analyzed include puts, calls, sinking fund requirements (scheduled early retirements of the specific debt instrument), prepayment and extension risk, and individual company financial data for potential corporate holdings. Scenario analysis is the primary tool employed for these assessments.

The portfolio manager may consider selling a security owned by the Fund to reduce exposure to a particular sector, if the portfolio manager sees a deterioration in the underlying fundamentals of an issuer or if the actions of the issuer violate the investment thesis of owning the security (or, in another words, the original reasoning for purchasing the security), when the portfolio managers finds other attractive securities that the portfolio manager believes are less expensive and offer relatively greater income or growth potential, and in response to macro level adjustments to duration and yield curve contributions (which are changes made to portfolio duration or yield curve positioning due to changes in the portfolio manager’s macroeconomic outlook).

**Sterling Capital Short Duration Bond Fund****Summary****Principal Risks**

All investments carry a certain amount of risk and the Fund cannot guarantee that it will achieve its investment objective. An investment in the Fund is not a deposit or obligation of any bank, is not endorsed or guaranteed by any bank and is not insured by the Federal Deposit Insurance Corporation ("FDIC") or any other government agency. You may lose money by investing in the Fund. Below are all of the principal risks of investing in the Fund.

**Interest Rate Risk:** The possibility that the value of the Fund's investments will decline due to an increase in interest rates. Interest rate risk is generally higher for longer-term debt instruments and lower for shorter-term debt instruments.

**Income Risk:** The possibility that the Fund's income will decline due to a decrease in interest rates. Income risk is generally higher for shorter-term bonds and lower for longer-term bonds.

**Fixed Income Market Risk:** Fixed income securities markets may, in response to governmental intervention, economic or market developments (including potentially a reduction in the number of broker-dealers willing to engage in market-making activity), or other factors, experience periods of increased volatility and reduced liquidity.

**Liquidity Risk:** The possibility that certain securities or derivatives may be difficult or impossible to sell at the time and the price that would normally prevail in the market. The seller may have to lower the price, sell other securities instead or forego an investment opportunity, any of which could have a negative effect on Fund management or performance.

**Prepayment/Call Risk:** When mortgages and other obligations are prepaid and when securities are called, the Fund may have to reinvest in securities with a lower yield or fail to recover additional amounts (*i.e.*, premiums) paid for securities with higher interest rates, resulting in an unexpected capital loss. Call risk is the possibility that, during periods of declining interest rates, a bond issuer will "call" — or repay — higher-yielding bonds before their stated maturity date. In both cases, investors receive their principal back and are typically forced to reinvest it in bonds that pay lower interest rates.

**Estimated Maturity Risk:** The possibility that an underlying security holder will exercise its right to pay principal on an obligation earlier or later than expected. This may happen when there is a rise or fall in interest rates. These events may shorten or lengthen the duration (*i.e.*, interest rate sensitivity) and potentially reduce the value of these securities.

**U.S. Government Securities Risk:** The Fund invests in securities issued or guaranteed by the U.S. government or its agencies or instrumentalities (such as Fannie Mae or Freddie Mac securities). Although U.S. government securities issued directly by the U.S. government are guaranteed by the U.S. Treasury, other U.S. government securities issued by an agency or instrumentality of the U.S. government may not be. No assurance can be given that the U.S. government would provide financial support to its agencies and instrumentalities if not required to do so by law.

**Credit Risk:** The possibility that an issuer cannot make timely interest and principal payments on its debt securities such as bonds. The lower a security's rating, the greater its credit risk.

## Sterling Capital Short Duration Bond Fund

## Summary

**Mortgage-Backed and Asset-Backed Securities Risk:** Mortgage-backed and other asset-backed securities may be particularly sensitive to changes in prevailing interest rates. Rising interest rates tend to extend the duration of mortgage-backed securities, making them more sensitive to changes in interest rates, and may reduce the market value of the securities. Mortgage-backed securities are also subject to pre-payment risk. Due to their often complicated structures, various mortgage-backed and asset-backed securities may be difficult to value and may constitute illiquid securities. Furthermore, debtors may be entitled to the protection of a number of state and federal consumer protection credit laws with respect to these securities, which may give the debtor the right to avoid or reduce payment.

**Counterparty Risk:** The possibility that a counterparty to a contract will default or otherwise become unable to honor a financial obligation.

**High-Yield/High-Risk Debt Securities:** High-yield/high-risk debt securities are securities that are rated below investment grade by the primary rating agencies. These securities are considered speculative and involve greater risk of loss than investment grade debt securities.

**Foreign Currency Transaction Risk:** Funds that invest directly in foreign currencies and in securities that trade in, or receive revenues in, foreign currencies are subject to the risk that those currencies will fluctuate in value relative to the U.S. dollar.

**Foreign Investment Risk:** Foreign securities involve risks not typically associated with investing in U.S. securities. Foreign securities may be adversely affected by various factors, including currency fluctuations and social, economic or political instability. These risks are particularly pronounced for emerging markets.

**Derivatives Risk:** The possibility that the Fund will suffer a loss from its use of derivatives. The primary risk with many derivatives is that they can amplify a gain or loss, potentially earning or losing substantially more money than the actual cost of the derivative instrument. It is possible that the Fund's liquid assets may be insufficient to support its obligations under its derivatives positions. The Fund's use of derivatives such as futures transactions and swap transactions involves other risks, such as the credit risk relating to the other party to a derivative contract (which is heightened for over-the-counter swaps and other derivatives as compared to centrally cleared derivatives), the risk of difficulties in pricing and valuation, and the risk that changes in the value of a derivative may not correlate perfectly with relevant assets, rates or indices. There is also the risk that the Fund may be unable to terminate or sell a derivatives position at an advantageous time or price. When the Fund uses credit default swaps to gain indirect long exposure to an issuer or a fixed income security by selling credit protection on such issuer or security, the Fund is exposed to the risk that it will be required to pay the full notional value of the swap contract in the event of a default.

**Convertible Securities Risk:** Convertible securities are securities that may be converted or exchanged into shares of an underlying stock or other asset at a stated exchange ratio or predetermined price. The market value of convertible securities tends to decline as interest rates increase and may be affected by changes in the price of the underlying security.

**Preferred Stock Risk:** Preferred stock represents an interest in a company that generally entitles the holder to receive, in preference to the holders of common stock, dividends and a fixed share of the proceeds resulting from a liquidation of the company. Preferred stocks are generally subordinated in right of payment to all debt obligations and creditors of the issuer.

**Average Annual Total Returns** as of December 31, 2020

Summary

Sterling Capital Short Duration Bond Fund

**Active Trading Risk:** The Fund may trade securities actively, which could increase its transaction costs (thereby lowering its performance) and may increase the amount of taxes that a shareholder pays, by increasing the amount of the Fund’s realized capital gains and increasing the portion of the Fund’s realized capital gains that are short-term capital gains.

**Operational and Technology Risk:** Cyber-attacks, disruptions, or failures that affect the Fund’s service providers, counterparties, market participants, or issuers of securities held by the Fund may adversely affect the Fund and its shareholders, including by causing losses for the Fund or impairing Fund operations.

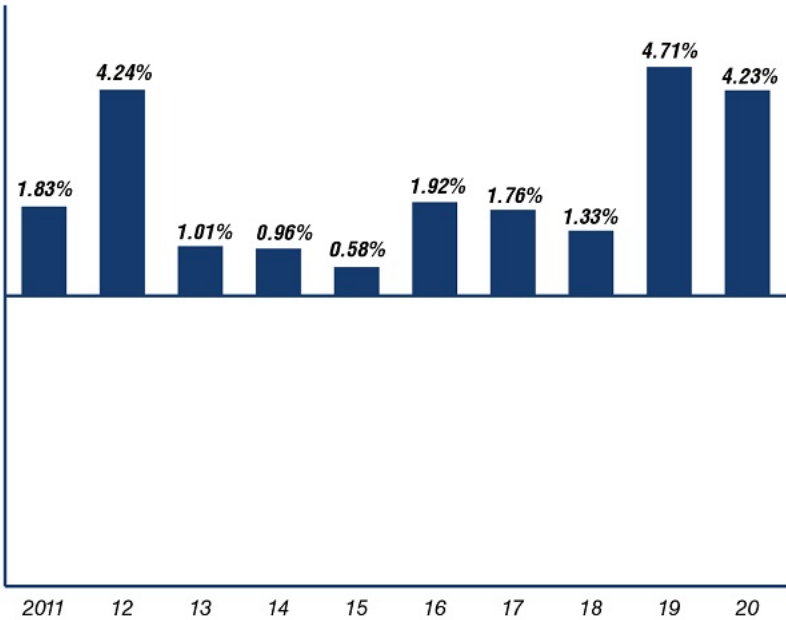
**Focused Investment Risk:** Investments focused in asset classes, countries, regions, sectors, industries, or issuers that are subject to the same or similar risk factors and investments whose prices are closely correlated are subject to greater overall risk than investments that are more diversified or whose prices are not as closely correlated.

**Management Risk:** The risk that an investment technique used by the Fund’s portfolio manager may fail to produce the intended result.

For more information about the Fund’s risks, please see the “Additional Investment Strategies and Risks” section in this Prospectus.

**Performance**  
The following bar chart and table provide some indication of the risks of investing in the Fund. The bar chart shows changes in the Fund’s performance from year to year. The table shows how the Fund’s average annual returns for 1, 5 and 10 years compared with those of a broad measure of market performance. The Fund’s past performance (before and after taxes) is not necessarily an indication of how the Fund will perform in the future. *Updated performance information is available at no cost by visiting [www.sterlingcapitalfunds.com](http://www.sterlingcapitalfunds.com) or by calling 1-800-228-1872.*

Institutional Shares Annual Total Returns for years ended 12/31



Best quarter:	3.95%	06/30/2020
Worst quarter:	-1.33%	03/31/2020

## Sterling Capital Short Duration Bond Fund

## Summary

	1 Year	5 Years	10 Years
<b>Institutional Shares</b>			
Return Before Taxes	4.23%	2.78%	2.25%
Return After Taxes on Distributions	3.16%	1.62%	0.98%
Return After Taxes on Distributions and Sale of Fund Shares	2.49%	1.61%	1.17%
<b>ICE BofA Merrill Lynch 1-3 Year U.S. Corporate Government Index</b>			
(reflects no deductions for fees, expenses, or taxes)	3.34%	2.23%	1.63%

After-tax returns are calculated using the historical highest individual federal marginal income tax rates and do not reflect the impact of state and local taxes. Actual after-tax returns depend on an investor's tax situation and may differ from those shown. After-tax returns are not relevant to investors who hold their Fund shares through tax-advantaged arrangements such as 401(k) plans or individual retirement accounts.

## Management

**Investment Adviser**  
Sterling Capital Management LLC

**Portfolio Managers**  
Mark M. Montgomery, CFA  
Senior Managing Director of Sterling Capital and  
Co-Portfolio Manager  
Since February 2011

Peter L. Brown, CFA  
Executive Director of Sterling Capital and Co-Portfolio Manager  
Since February 2020

## Purchase and Sale of Fund Shares

Account Type	Minimum Initial Investment*	Minimum Subsequent Investment
Regular Account	\$1,000,000	\$0
Automatic Investment Plan	\$1,000,000	\$25

\* Investors purchasing shares through Truist Bank, its affiliates or other financial service providers or intermediaries approved by the Fund and other investors approved by the Fund are not subject to a minimum initial investment requirement.

**Sterling Capital Short Duration Bond Fund****Summary**

You may buy or sell Institutional Shares of the Fund through procedures established by the Fund in connection with the requirements of fiduciary, advisory, agency, custodial and other similar accounts maintained by or on behalf of customers of Truist Bank or one of its affiliates or other financial service providers or intermediaries approved by the Fund. These parties are responsible for transmitting orders by close of business. Institutional Shares are available for purchase on any business day when the New York Stock Exchange (the NYSE) is open for regular trading. Please contact your investment representative or institution or the Funds directly at 1-800-228-1872 for more information regarding purchasing, redeeming and exchanging shares. In addition, Institutional Shares are available for purchase at [www.sterlingcapitalfunds.com](http://www.sterlingcapitalfunds.com).

**Tax Information**

The Fund normally distributes its net investment income and net realized capital gains, if any, to shareholders. These distributions are generally taxable to you as ordinary income or capital gains, unless you are investing through a tax-advantaged arrangement, such as a 401(k) plan (which may be taxable upon withdrawal) or an individual retirement account (which may be taxable upon withdrawal).

**Payments to Broker-Dealers and Other Financial Intermediaries**

If you purchase the Fund through a broker-dealer or other financial intermediary (such as a bank), the Fund and its related companies may pay the intermediary for the sale of Fund shares and related services. These payments may create a conflict of interest by influencing the broker-dealer or other intermediary and your salesperson to recommend the Fund over another investment. Ask your salesperson or visit your financial intermediary's Web site for more information.



## Summary

## Sterling Capital Short Duration Bond Fund

Class R6 Shares SHTRX

### Investment Objective

The Fund seeks to provide current income and competitive total return.

### Fee Table

This table describes the fees and expenses that you may pay if you buy, hold, and sell shares of the Fund. You may pay other fees, such as brokerage commissions and other fees to financial intermediaries, which are not reflected in the tables and examples below.

#### Shareholder Fees (fees paid directly from your investment)

	Class R6 Shares
Maximum Sales Charge (load) on Purchases (as a % of offering price)	None
Maximum Deferred Sales Charge (load) (as a % of the lesser of the cost of your shares or their net asset value at the time of redemption)	None
Redemption Fee	None

#### Annual Fund Operating Expenses (expenses that you pay each year as a percentage of the value of your investment)

	Class R6 Shares
Management Fees	0.20%
Distribution and Service (12b-1) Fees	0.00%
Other Expenses <sup>(1)</sup>	0.22%
Total Annual Fund Operating Expenses	0.42%
Fee Waiver or Expense Reimbursement <sup>(2)</sup>	-0.09%
Total Annual Fund Operating Expenses After Fee Waiver or Expense Reimbursement <sup>(2)</sup>	0.33%

(1) The amount shown for "Other Expenses" is based on estimated amounts for the current fiscal year.

(2) The Fund's administrator, Sterling Capital Management LLC ("Sterling Capital"), has contractually agreed to waive its administrative fees, pay Fund operating expenses, and/or reimburse the Fund 0.09% of the Class R6 Shares' average daily net assets for the period from February 1, 2021 through January 31, 2022. This contractual waiver may be terminated during this period only by the Fund's Board of Trustees, and will automatically terminate upon termination of the Administration Agreement between the Fund and Sterling Capital.

#### Example

This example is intended to help you compare the cost of investing in the Fund with the cost of investing in other mutual funds. The example assumes that you invest \$10,000 in the Fund for the time periods indicated and then redeem all of your shares at the end of those periods. The example also assumes, that your investment has a 5% return each year and that the Fund's operating expenses remain the same, except for the expiration of the current contractual expense limitation on January 31, 2022. Although your actual costs may be higher or lower, based on these assumptions your costs would be:

	1 Year	3 Years	5 Years	10 Years
Class R6 Shares	\$34	\$126	\$226	\$521

**Sterling Capital Short Duration Bond Fund****Summary****Portfolio Turnover**

The Fund pays transaction costs, such as commissions, when it buys and sells securities (or “turns over” its portfolio). A higher portfolio turnover rate may indicate higher transaction costs and may result in higher taxes when Fund shares are held in a taxable account. These costs, which are not reflected in annual fund operating expenses or in the example, affect the Fund’s performance. During the most recent fiscal year, the Fund’s portfolio turnover rate was 64.69% of the average value of its portfolio.

**Strategy, Risks and Performance****Principal Strategy**

To pursue its investment objective, the Fund invests, under normal circumstances, at least 80% of its net assets plus borrowings for investment purposes in investment grade fixed income securities (bonds).

The Fund invests primarily in the following types of fixed income securities: (i) corporate debt securities, including bonds, notes and debentures, issued by U.S. companies that are investment grade (*i.e.*, rated at the time of purchase in one of the four highest rating categories by a nationally recognized statistical rating organization, or are determined by the portfolio manager to be of comparable quality); (ii) securities issued or guaranteed by the U.S. government or its agencies and instrumentalities, some of which may be subject to repurchase agreements; (iii) investment grade mortgage-backed securities, including collateralized mortgage obligations; (iv) investment grade asset-backed securities; and (v) U.S. dollar-denominated foreign and emerging market securities. Additionally, the Fund will invest in municipal securities, convertible securities, including convertible bonds and preferred stocks, and cash equivalents. The Fund may invest up to 15% of its total assets in bonds that are below investment grade, which are commonly referred to as “high yield” or “junk” bonds, and non-dollar denominated foreign and emerging market securities. The Fund will maintain an average duration between 1 and 3 years. Duration is the expected life of a fixed income security and is used to determine the sensitivity of the security’s price to changes in interest rates. Duration accounts for the time until all payments of interest and principal on a security are expected to be made, including how these payments are affected by prepayments and by changes in interest rates.

The Fund may invest in certain types of derivative instruments for hedging and investment purposes. Although the Fund may invest in derivatives of any kind, the Fund currently expects to invest in futures contracts and forward foreign currency contracts to gain efficient investment exposures as an alternative to cash investments or to hedge against portfolio exposures, and credit default swaps and interest rate swaps to gain indirect exposure to interest rates, issuers, currencies, or market sectors, or to hedge against portfolio exposures.



## Sterling Capital Short Duration Bond Fund

## Summary

In managing the portfolio, the portfolio manager uses a “top down” investment management approach focusing on allocation among sectors, credit risk, and individual securities selection. The portfolio manager focuses on macro trends in the economy to establish a duration target that reflects the outlook for the future direction of interest rates. For yield curve management, in addition to the trend in interest rates, other factors such as future inflation expectations, supply factors, and future interest rate expectations are considered. Sector weightings are driven by a combination of the portfolio manager’s macro view on interest rates and volatility as well as relative spread analysis. Utilizing fundamental analysis the portfolio manager then selects individual securities consistent with the target by looking for the best relative values within particular sectors. The analysis includes an attempt to understand the structure and embedded features of potential securities. Features that are analyzed include puts, calls, sinking fund requirements (scheduled early retirements of the specific debt instrument), prepayment and extension risk, and individual company financial data for potential corporate holdings. Scenario analysis is the primary tool employed for these assessments.

The portfolio manager may consider selling a security owned by the Fund to reduce exposure to a particular sector, if the portfolio manager sees a deterioration in the underlying fundamentals of an issuer or if the actions of the issuer violate the investment thesis of owning the security (or, in another words, the original reasoning for purchasing the security), when the portfolio managers finds other attractive securities that the portfolio manager believes are less expensive and offer relatively greater income or growth potential, and in response to macro level adjustments to duration and yield curve contributions (which are changes made to portfolio duration or yield curve positioning due to changes in the portfolio manager’s macroeconomic outlook).

**Principal Risks**

All investments carry a certain amount of risk and the Fund cannot guarantee that it will achieve its investment objective. An investment in the Fund is not a deposit or obligation of any bank, is not endorsed or guaranteed by any bank and is not insured by the Federal Deposit Insurance Corporation (“FDIC”) or any other government agency. You may lose money by investing in the Fund. Below are all of the principal risks of investing in the Fund.

**Interest Rate Risk:** The possibility that the value of the Fund’s investments will decline due to an increase in interest rates. Interest rate risk is generally higher for longer-term debt instruments and lower for shorter-term debt instruments.

**Income Risk:** The possibility that the Fund’s income will decline due to a decrease in interest rates. Income risk is generally higher for shorter-term bonds and lower for longer-term bonds.

**Fixed Income Market Risk:** Fixed income securities markets may, in response to governmental intervention, economic or market developments (including potentially a reduction in the number of broker-dealers willing to engage in market-making activity), or other factors, experience periods of increased volatility and reduced liquidity.

**Liquidity Risk:** The possibility that certain securities or derivatives may be difficult or impossible to sell at the time and the price that would normally prevail in the market. The seller may have to lower the price, sell other securities instead or forego an investment opportunity, any of which could have a negative effect on Fund management or performance.

**Average Annual Total Returns** as of December 31, 2020

## Sterling Capital Short Duration Bond Fund

## Summary

**Prepayment/Call Risk:** When mortgages and other obligations are prepaid and when securities are called, the Fund may have to reinvest in securities with a lower yield or fail to recover additional amounts (*i.e.*, premiums) paid for securities with higher interest rates, resulting in an unexpected capital loss. Call risk is the possibility that, during periods of declining interest rates, a bond issuer will “call” — or repay — higher-yielding bonds before their stated maturity date. In both cases, investors receive their principal back and are typically forced to reinvest it in bonds that pay lower interest rates.

**Estimated Maturity Risk:** The possibility that an underlying security holder will exercise its right to pay principal on an obligation earlier or later than expected. This may happen when there is a rise or fall in interest rates. These events may shorten or lengthen the duration (*i.e.*, interest rate sensitivity) and potentially reduce the value of these securities.

**U.S. Government Securities Risk:** The Fund invests in securities issued or guaranteed by the U.S. government or its agencies or instrumentalities (such as Fannie Mae or Freddie Mac securities). Although U.S. government securities issued directly by the U.S. government are guaranteed by the U.S. Treasury, other U.S. government securities issued by an agency or instrumentality of the U.S. government may not be. No assurance can be given that the U.S. government would provide financial support to its agencies and instrumentalities if not required to do so by law.

**Credit Risk:** The possibility that an issuer cannot make timely interest and principal payments on its debt securities such as bonds. The lower a security’s rating, the greater its credit risk.

**Mortgage-Backed and Asset-Backed Securities Risk:** Mortgage-backed and other asset-backed securities may be particularly sensitive to changes in prevailing interest rates. Rising interest rates tend to extend the duration of mortgage-backed securities, making them more sensitive to changes in interest rates, and may reduce the market value of the securities. Mortgage-backed securities are also subject to pre-payment risk. Due to their often complicated structures, various mortgage-backed and asset-backed securities may be difficult to value and may constitute illiquid securities. Furthermore, debtors may be entitled to the protection of a number of state and federal consumer protection credit laws with respect to these securities, which may give the debtor the right to avoid or reduce payment.

**Counterparty Risk:** The possibility that a counterparty to a contract will default or otherwise become unable to honor a financial obligation.

**High-Yield/High-Risk Debt Securities:** High-yield/high-risk debt securities are securities that are rated below investment grade by the primary rating agencies. These securities are considered speculative and involve greater risk of loss than investment grade debt securities.

**Foreign Currency Transaction Risk:** Funds that invest directly in foreign currencies and in securities that trade in, or receive revenues in, foreign currencies are subject to the risk that those currencies will fluctuate in value relative to the U.S. dollar.

**Foreign Investment Risk:** Foreign securities involve risks not typically associated with investing in U.S. securities. Foreign securities may be adversely affected by various factors, including currency fluctuations and social, economic or political instability. These risks are particularly pronounced for emerging markets.

Average Annual Total Returns as of December 31, 2020

141

## Sterling Capital Short Duration Bond Fund

## Summary

**Derivatives Risk:** The possibility that the Fund will suffer a loss from its use of derivatives. The primary risk with many derivatives is that they can amplify a gain or loss, potentially earning or losing substantially more money than the actual cost of the derivative instrument. It is possible that the Fund's liquid assets may be insufficient to support its obligations under its derivatives positions. The Fund's use of derivatives such as futures transactions and swap transactions involves other risks, such as the credit risk relating to the other party to a derivative contract (which is heightened for over-the-counter swaps and other derivatives as compared to centrally cleared derivatives), the risk of difficulties in pricing and valuation, and the risk that changes in the value of a derivative may not correlate perfectly with relevant assets, rates or indices. There is also the risk that the Fund may be unable to terminate or sell a derivatives position at an advantageous time or price. When the Fund uses credit default swaps to gain indirect long exposure to an issuer or a fixed income security by selling credit protection on such issuer or security, the Fund is exposed to the risk that it will be required to pay the full notional value of the swap contract in the event of a default.

**Convertible Securities Risk:** Convertible securities are securities that may be converted or exchanged into shares of an underlying stock or other asset at a stated exchange ratio or predetermined price. The market value of convertible securities tends to decline as interest rates increase and may be affected by changes in the price of the underlying security.

**Preferred Stock Risk:** Preferred stock represents an interest in a company that generally entitles the holder to receive, in preference to the holders of common stock, dividends and a fixed share of the proceeds resulting from a liquidation of the company. Preferred stocks are generally subordinated in right of payment to all debt obligations and creditors of the issuer.

**Active Trading Risk:** The Fund may trade securities actively, which could increase its transaction costs (thereby lowering its performance) and may increase the amount of taxes that a shareholder pays, by increasing the amount of the Fund's realized capital gains and increasing the portion of the Fund's realized capital gains that are short-term capital gains.

**Operational and Technology Risk:** Cyber-attacks, disruptions, or failures that affect the Fund's service providers, counterparties, market participants, or issuers of securities held by the Fund may adversely affect the Fund and its shareholders, including by causing losses for the Fund or impairing Fund operations.

**Focused Investment Risk:** Investments focused in asset classes, countries, regions, sectors, industries, or issuers that are subject to the same or similar risk factors and investments whose prices are closely correlated are subject to greater overall risk than investments that are more diversified or whose prices are not as closely correlated.

**Management Risk:** The risk that an investment technique used by the Fund's portfolio manager may fail to produce the intended result.

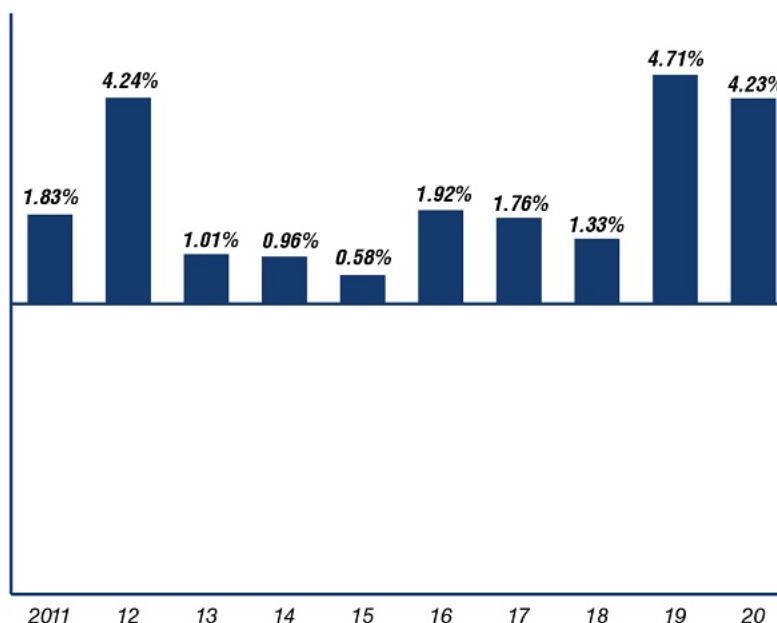
For more information about the Fund's risks, please see the "Additional Investment Strategies and Risks" section in this Prospectus.

#### Performance

The following bar chart and table provide some indication of the risks of investing in the Fund. The bar chart shows changes in the Fund's performance from year to year. The table shows how the Fund's average annual returns for 1, 5 and 10 years compared with those of a broad measure of market performance. The Fund's past performance (before and after taxes) is not necessarily an indication of how the Fund will perform in the future. *Updated performance information is available at no cost by visiting [www.sterlingcapitalfunds.com](http://www.sterlingcapitalfunds.com) or by calling 1-800-228-1872.*

## Sterling Capital Short Duration Bond Fund

## Summary

Institutional Shares Annual Total Returns for years ended 12/31<sup>(1)</sup>

Best quarter: 3.95% 06/30/2020  
Worst quarter: -1.33% 03/31/2020

Average Annual Total Returns as of December 31, 2020<sup>(1)</sup>

	1 Year	5 Years	10 Years
<b>Institutional Shares<sup>(1)</sup></b>			
Return Before Taxes	4.23%	2.78%	2.25%
Return After Taxes on Distributions	3.16%	1.62%	0.98%
Return After Taxes on Distributions and Sale of Fund Shares	2.49%	1.61%	1.17%
<b>ICE BofA Merrill Lynch 1-3 Year U.S. Corporate Government Index</b>			
(reflects no deductions for fees, expenses, or taxes)	3.34%	2.23%	1.63%

(1) Class R6 Shares commenced operations on February 1, 2021. Because Class R6 Shares do not have a full calendar year of performance, the performance shown is that of the Institutional Shares. Class R6 Shares and Institutional Shares of the Fund would have substantially similar performance because the Shares are invested in the same portfolio of securities and the performance would differ only to the extent that the Classes have different expenses.

After-tax returns are calculated using the historical highest individual federal marginal income tax rates and do not reflect the impact of state and local taxes. Actual after-tax returns depend on an investor's tax situation and may differ from those shown. After-tax returns are not relevant to investors who hold their Fund shares through tax-advantaged arrangements such as 401(k) plans or individual retirement accounts.

## Management

**Investment Adviser**  
Sterling Capital Management LLC

**Sterling Capital Short Duration Bond Fund****Summary****Portfolio Managers**

Mark M. Montgomery, CFA  
 Senior Managing Director of Sterling Capital and  
 Co-Portfolio Manager  
 Since February 2011

Peter L. Brown, CFA  
 Executive Director of Sterling Capital and Co-Portfolio Manager  
 Since February 2020

**Purchase and Sale of Fund Shares**

<b>Account and Investor Type</b>	<b>Minimum Initial Investment</b>	<b>Minimum Subsequent Investment</b>
Regular Account		
Group Retirement and Benefit Plans and 529 Plans	\$0	\$0
Eligible Institutional Investors and Accounts	\$5,000,000	\$0
Other Eligible Investors	\$10,000,000	\$0
Automatic Investment Plan		
Group Retirement and Benefit Plans and 529 Plans	\$0	\$25
Eligible Institutional Investors and Accounts	\$5,000,000	\$25
Other Eligible Investors	\$10,000,000	\$25

Class R6 Shares are available only to eligible group retirement and benefit plans, 529 plans, certain eligible institutional investors and accounts, including certain accounts at Truist Bank and its affiliates and predecessors where Truist Bank or its affiliates or predecessors (including, without limitation, their wealth management divisions) act in a fiduciary or discretionary capacity (excluding, without limitation, brokerage accounts), and certain other eligible investors that meet the applicable minimums stated above. Financial intermediaries such as clearing firms or record keepers that expect to receive compensation from a Fund or from Sterling Capital in the form of sub-recordkeeping, sub-transfer agency or other similar service fees are not eligible to purchase R6 Shares. R6 Shares are available for purchase on any business day when the New York Stock Exchange (the NYSE) is open for regular trading. Please contact your financial intermediary, plan administrator or the Funds directly at 1-800-228-1872 for more information regarding purchasing, redeeming and exchanging shares.

**Tax Information**

The Fund normally distributes its net investment income and net realized capital gains, if any, to shareholders. These distributions are generally taxable to you as ordinary income or capital gains, unless you are investing through a tax-advantaged arrangement, such as a 401(k) plan (which may be taxable upon withdrawal) or an individual retirement account (which may be taxable upon withdrawal).

**Payments to Broker-Dealers and Other Financial Intermediaries**

If you purchase the Fund through a broker-dealer or other financial intermediary (such as a bank), the Fund and its related companies may pay the intermediary for the sale of Fund shares and related services. These payments may create a conflict of interest by influencing the broker-dealer or other intermediary and your salesperson to recommend the Fund over another investment. Ask your salesperson or visit your financial intermediary's Web site for more information.



## Summary

## Sterling Capital Intermediate U.S. Government Fund

Institutional Shares BBGVX

### Investment Objective

### Fee Table

This table describes the fees and expenses that you may pay if you buy, hold, and sell shares of the Fund. You may pay other fees, such as brokerage commissions and other fees to financial intermediaries, which are not reflected in the tables and examples below.

#### Shareholder Fees (fees paid directly from your investment)

	<b>Institutional Shares</b>
Maximum Sales Charge (load) on Purchases (as a % of offering price)	None
Maximum Deferred Sales Charge (load) (as a % of the lesser of the cost of your shares or their net asset value at the time of redemption)	None
Redemption Fee	None

#### Annual Fund Operating Expenses (expenses that you pay each year as a percentage of the value of your investment)

	<b>Institutional Shares</b>
Management Fees	0.32%
Distribution and Service (12b-1) Fees	0.00%
Other Expenses	0.38%
Total Annual Fund Operating Expenses	0.70%
Fee Waiver or Expense Reimbursement <sup>(1),(2)</sup>	-0.20%
Total Annual Fund Operating Expenses After Fee Waiver or Expense Reimbursement <sup>(1),(2)</sup>	0.50%

- (1) The Fund's adviser has contractually agreed to limit the management fees paid by the Fund to 0.12% for the period from February 1, 2021 through January 31, 2022. This contractual limitation may be terminated during this period only by the Fund's Board of Trustees, and will automatically terminate upon termination of the Investment Advisory Agreement between the Fund and Sterling Capital Management LLC ("Sterling Capital").
- (2) The Fund's adviser has contractually agreed to waive its fees, pay Fund operating expenses, and/or reimburse the Fund to the extent that Total Annual Fund Operating Expenses (other than acquired fund fees and expenses, interest, taxes, and extraordinary expenses) for the Fund's Institutional Shares, exceed 0.50% of the Institutional Shares' average daily net assets for the period from February 1, 2021 through January 31, 2022. This contractual limitation may be terminated during this period only by the Fund's Board of Trustees, and will automatically terminate upon termination of the Investment Advisory Agreement between the Fund and Sterling Capital.

Sterling Capital Intermediate U.S. Government Fund

Summary

Example

Average Annual Total Returns as of December 31, 2020

This example is intended to help you compare the cost of investing in the Fund with the cost of investing in other mutual funds. The example assumes that you invest \$10,000 in the Fund for the time periods indicated and then redeem all of your shares at the end of those periods. The example also assumes, that your investment has a 5% return each year and that the Fund’s operating expenses remain the same, except for the expiration of the current contractual expense limitation on January 31, 2022. Although your actual costs may be higher or lower, based on these assumptions your costs would be:

	1 Year	3 Years	5 Years	10 Years
Institutional Shares	\$51	\$204	\$370	\$852

Portfolio Turnover

The Fund pays transaction costs, such as commissions, when it buys and sells securities (or “turns over” its portfolio). A higher portfolio turnover rate may indicate higher transaction costs and may result in higher taxes when Fund shares are held in a taxable account. These costs, which are not reflected in annual fund operating expenses or in the example, affect the Fund’s performance. During the most recent fiscal year, the Fund’s portfolio turnover rate was 47.36% of the average value of its portfolio.

Strategy, Risks and Performance

Principal Strategy

To pursue its investment objective, the Fund will invest, under normal circumstances, at least 80% of its net assets plus borrowings for investment purposes in bonds issued or guaranteed by the U.S. government or its agencies and instrumentalities (“U.S. government securities”). In addition, under normal circumstances, at least 90% of the value of the Fund’s investments in securities will consist of U.S. government securities. Bonds for this purpose include Treasury bills (maturities of less than one year), bonds (maturities of ten years or more) and notes (maturities of one to ten years) of the U.S. government. The Fund invests, under normal market conditions, in U.S. government securities, some of which may be subject to repurchase agreements, or in “high grade” (rated at the time of purchase in one of the three highest rating categories by a nationally recognized statistical rating organization or are determined by the portfolio manager to be of comparable quality) mortgage-backed securities, including collateralized mortgage obligations.

The Fund will also invest in short-term obligations, asset-backed securities, corporate bonds, municipal securities and the shares of other investment companies. The Fund may also invest in Yankee bonds, which are U.S.-dollar denominated bonds and notes issued by foreign corporations or governments. The Fund will maintain an average duration between 2.5 and 7 years. The Fund’s dollar-weighted average maturity is expected to be more than 3 years but less than 10 years. Duration is the expected life of a fixed income security and is used to determine the sensitivity of the security’s price to changes in interest rates. Maturity merely measures the time until final payment is due. Unlike maturity, duration accounts for the time until all payments of interest and principal on a security are expected to be made, including how these payments are affected by prepayments and by changes in interest rates.

## Sterling Capital Intermediate U.S. Government Fund

## Summary

In managing the portfolio, the portfolio manager uses a “top down” investment management approach focusing on duration, yield curve structure and sector allocation based upon economic outlook and market expectations. The portfolio manager then selects individual securities consistent with the target by looking for the best relative values within particular sectors. The portfolio manager may consider selling a security owned by the Fund to manage the Fund’s price sensitivity, to reposition the Fund to a more favorable portion of the yield curve, or to purchase securities that the portfolio manager believes offer greater total return potential than existing holdings.

**Principal Risks**

All investments carry a certain amount of risk and the Fund cannot guarantee that it will achieve its investment objective. An investment in the Fund is not a deposit or obligation of any bank, is not endorsed or guaranteed by any bank and is not insured by the Federal Deposit Insurance Corporation (“FDIC”) or any other government agency. You may lose money by investing in the Fund. Below are all of the principal risks of investing in the Fund.

**Interest Rate Risk:** The possibility that the value of the Fund’s investments will decline due to an increase in interest rates. Interest rate risk is generally higher for longer-term debt instruments and lower for shorter-term debt instruments.

**Income Risk:** The possibility that the Fund’s income will decline due to a decrease in interest rates. Income risk is generally higher for shorter-term bonds and lower for longer-term bonds.

**Fixed Income Market Risk:** Fixed income securities markets may, in response to governmental intervention, economic or market developments (including potentially a reduction in the number of broker-dealers willing to engage in market-making activity), or other factors, experience periods of increased volatility and reduced liquidity.

**Liquidity Risk:** The possibility that certain securities may be difficult or impossible to sell at the time and the price that would normally prevail in the market. The seller may have to lower the price, sell other securities instead or forego an investment opportunity, any of which could have a negative effect on Fund management or performance.

**Prepayment/Call Risk:** When mortgages and other obligations are prepaid and when securities are called, the Fund may have to reinvest in securities with a lower yield or fail to recover additional amounts (*i.e.*, premiums) paid for securities with higher interest rates, resulting in an unexpected capital loss. Call risk is the possibility that, during periods of declining interest rates, a bond issuer will “call” — or repay — higher-yielding bonds before their stated maturity date. In both cases, investors receive their principal back and are typically forced to reinvest it in bonds that pay lower interest rates.

**Estimated Maturity Risk:** The possibility that an underlying security holder will exercise its right to pay principal on an obligation earlier or later than expected. This may happen when there is a rise or fall in interest rates. These events may shorten or lengthen the duration (*i.e.*, interest rate sensitivity) and potentially reduce the value of these securities.

**Credit Risk:** The possibility that an issuer cannot make timely interest and principal payments on its debt securities such as bonds. The lower a security’s rating, the greater its credit risk.

**Average Annual Total Returns** as of December 31, 2020



**Sterling Capital Intermediate U.S. Government Fund****Summary**

**U.S. Government Securities Risk:** The Fund invests in securities issued or guaranteed by the U.S. government or its agencies or instrumentalities (such as Fannie Mae or Freddie Mac securities). Although U.S. government securities issued directly by the U.S. government are guaranteed by the U.S. Treasury, other U.S. government securities issued by an agency or instrumentality of the U.S. government may not be. No assurance can be given that the U.S. government would provide financial support to its agencies and instrumentalities if not required to do so by law.

**Mortgage-Backed and Asset-Backed Securities Risk:** Mortgage-backed and other asset-backed securities may be particularly sensitive to changes in prevailing interest rates. Rising interest rates tend to extend the duration of mortgage-backed securities, making them more sensitive to changes in interest rates, and may reduce the market value of the securities. Mortgage-backed securities are also subject to pre-payment risk. Due to their often complicated structures, various mortgage-backed and asset-backed securities may be difficult to value and may constitute illiquid securities. Furthermore, debtors may be entitled to the protection of a number of state and federal consumer protection credit laws with respect to these securities, which may give the debtor the right to avoid or reduce payment.

**Municipal Securities Risk:** Municipal obligations are issued by or on behalf of states, territories and possessions of the United States and their political subdivisions, agencies and instrumentalities and the District of Columbia to obtain funds for various public purposes. Municipal obligations are subject to more credit risk than U.S. government securities that are supported by the full faith and credit of the United States. The ability of municipalities to meet their obligations will depend on the availability of tax and other revenues, economic, political and other conditions within the state and municipality, and the underlying fiscal condition of the state and municipality. As with other fixed income securities, municipal securities also expose their holders to market risk because their values typically change as interest rates fluctuate.

**Active Trading Risk:** The Fund may trade securities actively, which could increase its transaction costs (thereby lowering its performance) and may increase the amount of taxes that a shareholder pays, by increasing the amount of the Fund's realized capital gains and increasing the portion of the Fund's realized capital gains that are short-term capital gains.

**Yankee Bond Risk:** Yankee bonds are subject to the same risks as other debt issues, notably credit risk, market risk, currency and liquidity risk. Other risks include adverse political and economic developments; the extent and quality of government regulations of financial markets and institutions; the imposition of foreign withholding or other taxes; and the expropriation or nationalization of foreign issuers.

**Operational and Technology Risk:** Cyber-attacks, disruptions, or failures that affect the Fund's service providers, counterparties, market participants, or issuers of securities held by the Fund may adversely affect the Fund and its shareholders, including by causing losses for the Fund or impairing Fund operations.

**Management Risk:** The risk that an investment technique used by the Fund's portfolio manager may fail to produce the intended result.

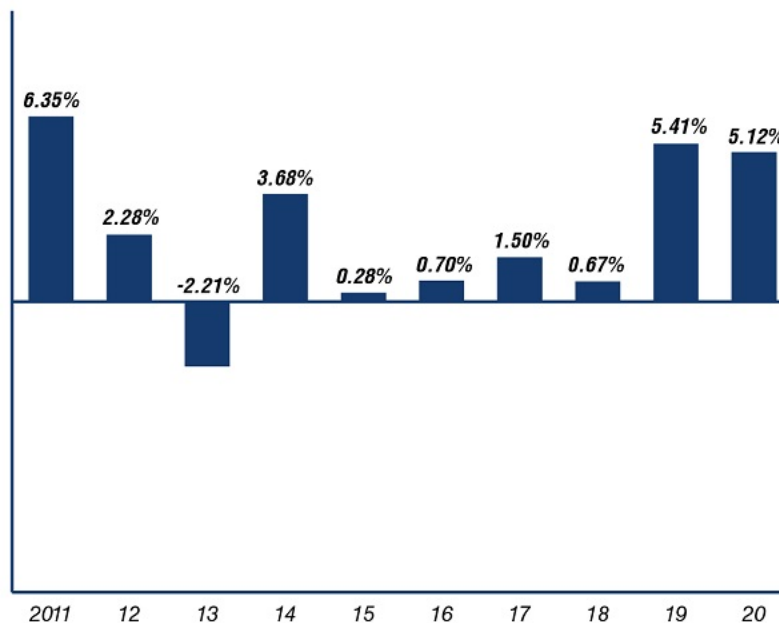
For more information about the Fund's risks, please see the "Additional Investment Strategies and Risks" section in this Prospectus.

## Sterling Capital Intermediate U.S. Government Fund

## Summary

**Performance**

The following bar chart and table provide some indication of the risks of investing in the Fund. The bar chart shows changes in the Fund's performance from year to year. The table shows how the Fund's average annual returns for 1, 5 and 10 years compared with those of a broad measure of market performance. The Fund's past performance (before and after taxes) is not necessarily an indication of how the Fund will perform in the future. *Updated performance information is available at no cost by visiting [www.sterlingcapitalfunds.com](http://www.sterlingcapitalfunds.com) or by calling 1-800-228-1872.*

**Institutional Shares Annual Total Returns for years ended 12/31**

Best quarter: 3.55% 03/31/2020  
Worst quarter: -2.59% 12/31/2016

	1 Year	5 Years	10 Years
<b>Institutional Shares</b>			
Return Before Taxes	5.12%	2.66%	2.35%
Return After Taxes on Distributions	4.06%	1.57%	1.22%
Return After Taxes on Distributions and Sale of Fund Shares	3.02%	1.55%	1.31%
<b>Bloomberg Barclays U.S. Government Intermediate Index</b>			
(reflects no deductions for fees, expenses, or taxes)	5.73%	2.89%	2.46%

After-tax returns are calculated using the historical highest individual federal marginal income tax rates and do not reflect the impact of state and local taxes. Actual after-tax returns depend on an investor's tax situation and may differ from those shown. After-tax returns are not relevant to investors who hold their Fund shares through tax-advantaged arrangements such as 401(k) plans or individual retirement accounts.

Sterling Capital Intermediate U.S. Government Fund

Summary

Management

**Investment Adviser**  
Sterling Capital Management LLC (“Sterling Capital”)

**Portfolio Managers**  
Neil T. Grant, CFA  
Managing Director of Sterling Capital and  
Co-Portfolio Manager  
Since February 2016

Michael Z. Sun, CFA  
Executive Director of Sterling Capital and Co-Portfolio Manager  
Since February 2019

Purchase and Sale of Fund Shares

Account Type	Minimum Initial Investment*	Minimum Subsequent Investment
Regular Account	\$1,000,000	\$0
Automatic Investment Plan	\$1,000,000	\$25

\* Investors purchasing shares through Truist Bank, its affiliates or other financial service providers or intermediaries approved by the Fund and other investors approved by the Fund are not subject to a minimum initial investment requirement.

You may buy or sell Institutional Shares of the Fund through procedures established by the Fund in connection with the requirements of fiduciary, advisory, agency, custodial and other similar accounts maintained by or on behalf of customers of Truist Bank or one of its affiliates or other financial service providers or intermediaries approved by the Fund. These parties are responsible for transmitting orders by close of business. Institutional Shares are available for purchase on any business day when the New York Stock Exchange (the NYSE) is open for regular trading. Please contact your investment representative or institution or the Funds directly at 1-800-228-1872 for more information regarding purchasing, redeeming and exchanging shares. In addition, Institutional Shares are available for purchase at [www.sterlingcapitalfunds.com](http://www.sterlingcapitalfunds.com).

Tax Information

The Fund normally distributes its net investment income and net realized capital gains, if any, to shareholders. These distributions are generally taxable to you as ordinary income or capital gains, unless you are investing through a tax-advantaged arrangement, such as a 401(k) plan (which may be taxable upon withdrawal) or an individual retirement account (which may be taxable upon withdrawal).

Payments to Broker-Dealers and Other Financial Intermediaries

If you purchase the Fund through a broker-dealer or other financial intermediary (such as a bank), the Fund and its related companies may pay the intermediary for the sale of Fund shares and related services. These payments may create a conflict of interest by influencing the broker-dealer or other intermediary and your salesperson to recommend the Fund over another investment. Ask your salesperson or visit your financial intermediary’s Web site for more information.



## Summary

## Sterling Capital Total Return Bond Fund

Institutional Shares BIBTX

### Investment Objective

The Fund seeks a high level of current income and a competitive total return.

### Fee Table

This table describes the fees and expenses that you may pay if you buy, hold, and sell shares of the Fund. You may pay other fees, such as brokerage commissions and other fees to financial intermediaries, which are not reflected in the tables and examples below.

#### Shareholder Fees (fees paid directly from your investment)

	<b>Institutional Shares</b>
Maximum Sales Charge (load) on Purchases (as a % of offering price)	None
Maximum Deferred Sales Charge (load) (as a % of the lesser of the cost of your shares or their net asset value at the time of redemption)	None
Redemption Fee	None

#### Annual Fund Operating Expenses (expenses that you pay each year as a percentage of the value of your investment)

	<b>Institutional Shares</b>
Management Fees	0.25%
Distribution and Service (12b-1) Fees	0.00%
Other Expenses	0.20%
Total Annual Fund Operating Expenses	0.45%

#### Example

This example is intended to help you compare the cost of investing in the Fund with the cost of investing in other mutual funds. The example assumes that you invest \$10,000 in the Fund for the time periods indicated and then redeem all of your shares at the end of those periods. The example also assumes, that your investment has a 5% return each year and that the Fund's operating expenses remain the same. Although your actual costs may be higher or lower, based on these assumptions your costs would be:

	<b>1 Year</b>	<b>3 Years</b>	<b>5 Years</b>	<b>10 Years</b>
<b>Institutional Shares</b>	\$46	\$144	\$252	\$567

**Sterling Capital Total Return Bond Fund****Summary****Portfolio Turnover**

The Fund pays transaction costs, such as commissions, when it buys and sells securities (or “turns over” its portfolio). A higher portfolio turnover rate may indicate higher transaction costs and may result in higher taxes when Fund shares are held in a taxable account. These costs, which are not reflected in annual fund operating expenses or in the example, affect the Fund’s performance. During the most recent fiscal year, the Fund’s portfolio turnover rate was 59.59% of the average value of its portfolio.

**Strategy, Risks and Performance****Principal Strategy**

The Fund seeks above-average total return through any combination of current income and capital appreciation. To pursue its investment objective, the Fund will invest, under normal circumstances, at least 80% of its net assets plus borrowings for investment purposes in a diversified portfolio of bonds, including: securities issued or guaranteed by the U.S. government, its agencies or instrumentalities, corporate bonds, asset-backed securities, mortgage-backed securities, including commercial mortgage-backed securities and collateralized mortgage obligations, municipal securities, and convertible securities. All securities will be U.S. dollar-denominated although the Fund may invest in U.S. dollar-denominated foreign and emerging market securities. The Fund will invest in securities that are investment grade (rated at the time of purchase in one of the four highest rating categories by a nationally recognized statistical rating organization (“NRSRO”), or are determined by the portfolio manager to be of comparable quality).

In managing the portfolio, the portfolio manager uses a “top down” investment management approach focusing on interest rate risk, allocation among sectors, credit risk, and individual securities selection. The portfolio manager focuses on macro trends in the economy to establish a duration target that reflects the outlook for the future direction of interest rates. For yield curve management, in addition to the trend in interest rates, other factors such as future inflation expectations, supply factors and future interest rate expectations are considered. Sector weightings are driven by a combination of the portfolio manager’s macro view on interest rates and volatility as well as relative spread analysis (a comparison of current and historical valuation relationships between various sectors). Utilizing fundamental analysis the portfolio manager then selects individual securities consistent with the target by looking for the best relative values within particular sectors. The analysis includes an attempt to understand the structure and embedded features of potential securities. Features that are analyzed include puts, calls, sinking fund requirements (scheduled early retirements of the specific debt instrument), prepayment and extension risk, and individual company financial data for potential corporate holdings. Scenario analysis is the primary tool employed for these assessments.

The portfolio manager may consider selling a security owned by the Fund to reduce exposure to a particular sector, if the portfolio manager sees a deterioration in the underlying fundamentals of an issuer or if the actions of the issuer violate the investment thesis of owning the security (or, in another words, the original reasoning for purchasing the security), when the portfolio manager finds other attractive securities that the portfolio manager believes are less expensive and offer relatively greater income or growth potential, and in response to macro level adjustments to duration and yield curve contributions (which are changes made to portfolio duration or yield curve positioning due to changes in the portfolio manager’s macroeconomic outlook).

## Sterling Capital Total Return Bond Fund

## Summary

The Fund may invest in certain types of derivative instruments for hedging and investment purposes. Although the Fund may invest in derivatives of any kind, the Fund currently expects to invest in futures contracts and forward foreign currency contracts to gain efficient investment exposures as an alternative to cash investments or to hedge against portfolio exposures, and credit default swaps and interest rate swaps to gain indirect exposure to interest rates, issuers, currencies, or market sectors, or to hedge against portfolio exposures.

**Principal Risks**

All investments carry a certain amount of risk and the Fund cannot guarantee that it will achieve its investment objective. An investment in the Fund is not a deposit or obligation of any bank, is not endorsed or guaranteed by any bank and is not insured by the Federal Deposit Insurance Corporation ("FDIC") or any other government agency. You may lose money by investing in the Fund. Below are all of the principal risks of investing in the Fund.

**Interest Rate Risk:** The possibility that the value of the Fund's investments will decline due to an increase in interest rates. Interest rate risk is generally higher for longer-term debt instruments and lower for shorter-term debt instruments.

**Credit Risk:** The possibility that an issuer cannot make timely interest and principal payments on its debt securities such as bonds. The lower a security's rating, the greater its credit risk.

**Income Risk:** The possibility that the Fund's income will decline due to a decrease in interest rates. Income risk is generally higher for shorter-term bonds and lower for longer-term bonds.

**Fixed Income Market Risk:** Fixed income securities markets may, in response to governmental intervention, economic or market developments (including potentially a reduction in the number of broker-dealers willing to engage in market-making activity), or other factors, experience periods of increased volatility and reduced liquidity.

**Counterparty Risk:** The possibility that a counterparty to a contract will default or otherwise become unable to honor a financial obligation.

**Liquidity Risk:** The possibility that certain securities or derivatives may be difficult or impossible to sell at the time and the price that would normally prevail in the market. The seller may have to lower the price, sell other securities instead or forego an investment opportunity, any of which could have a negative effect on Fund management or performance.

**Estimated Maturity Risk:** The possibility that an underlying security holder will exercise its right to pay principal on an obligation earlier or later than expected. This may happen when there is a rise or fall in interest rates. These events may shorten or lengthen the duration (*i.e.*, interest rate sensitivity) and potentially reduce the value of these securities.

**Prepayment/Call Risk:** When mortgages and other obligations are prepaid and when securities are called, the Fund may have to reinvest in securities with a lower yield or fail to recover additional amounts (*i.e.*, premiums) paid for securities with higher interest rates, resulting in an unexpected capital loss. Call risk is the possibility that, during periods of declining interest rates, a bond issuer will "call" — or repay — higher-yielding bonds before their stated maturity date. In both cases, investors receive their principal back and are typically forced to reinvest it in bonds that pay lower interest rates.

**Average Annual Total Returns** as of December 31, 2020

153

## Sterling Capital Total Return Bond Fund

## Summary

**U.S. Government Securities Risk:** The Fund invests in securities issued or guaranteed by the U.S. government or its agencies or instrumentalities (such as Fannie Mae or Freddie Mac securities). Although U.S. government securities issued directly by the U.S. government are guaranteed by the U.S. Treasury, other U.S. government securities issued by an agency or instrumentality of the U.S. government may not be. No assurance can be given that the U.S. government would provide financial support to its agencies and instrumentalities if not required to do so by law.

**Foreign Currency Transaction Risk:** Funds that invest directly in foreign currencies and in securities that trade in, or receive revenues in, foreign currencies are subject to the risk that those currencies will fluctuate in value relative to the U.S. dollar.

**Foreign Investment Risk:** Foreign securities involve risks not typically associated with investing in U.S. securities. Foreign securities may be adversely affected by various factors, including currency fluctuations and social, economic or political instability. These risks are particularly pronounced for emerging markets.

**Derivatives Risk:** The possibility that the Fund will suffer a loss from its use of derivatives. The primary risk with many derivatives is that they can amplify a gain or loss, potentially earning or losing substantially more money than the actual cost of the derivative instrument. It is possible that the Fund's liquid assets may be insufficient to support its obligations under its derivatives positions. The Fund's use of derivatives such as futures transactions and swap transactions involves other risks, such as the credit risk relating to the other party to a derivative contract (which is heightened for over-the-counter swaps and other derivatives as compared to centrally cleared derivatives), the risk of difficulties in pricing and valuation, and the risk that changes in the value of a derivative may not correlate perfectly with relevant assets, rates or indices. There is also the risk that the Fund may be unable to terminate or sell a derivatives position at an advantageous time or price.

**Mortgage-Backed and Asset-Backed Securities Risk:** Mortgage-backed and other asset-backed securities may be particularly sensitive to changes in prevailing interest rates. Rising interest rates tend to extend the duration of mortgage-backed securities, making them more sensitive to changes in interest rates, and may reduce the market value of the securities. Mortgage-backed securities are also subject to pre-payment risk. Due to their often complicated structures, various mortgage-backed and asset-backed securities may be difficult to value and may constitute illiquid securities. Furthermore, debtors may be entitled to the protection of a number of state and federal consumer protection credit laws with respect to these securities, which may give the debtor the right to avoid or reduce payment.

**Municipal Securities Risk:** Municipal obligations are issued by or on behalf of states, territories and possessions of the United States and their political subdivisions, agencies and instrumentalities and the District of Columbia to obtain funds for various public purposes. Municipal obligations are subject to more credit risk than U.S. government securities that are supported by the full faith and credit of the United States. The ability of municipalities to meet their obligations will depend on the availability of tax and other revenues, economic, political and other conditions within the state and municipality, and the underlying fiscal condition of the state and municipality. As with other fixed income securities, municipal securities also expose their holders to market risk because their values typically change as interest rates fluctuate.

**Convertible Securities Risk:** Convertible securities are securities that may be converted or exchanged into shares of an underlying stock or other asset at a stated exchange ratio or predetermined price. The market value of convertible securities tends to decline as interest rates increase and may be affected by changes in the price of the underlying security.

Sterling Capital Total Return Bond Fund

Summary

**Active Trading Risk:** The Fund may trade securities actively, which could increase its transaction costs (thereby lowering its performance) and may increase the amount of taxes that a shareholder pays, by increasing the amount of the Fund’s realized capital gains and increasing the portion of the Fund’s realized capital gains that are short-term capital gains.

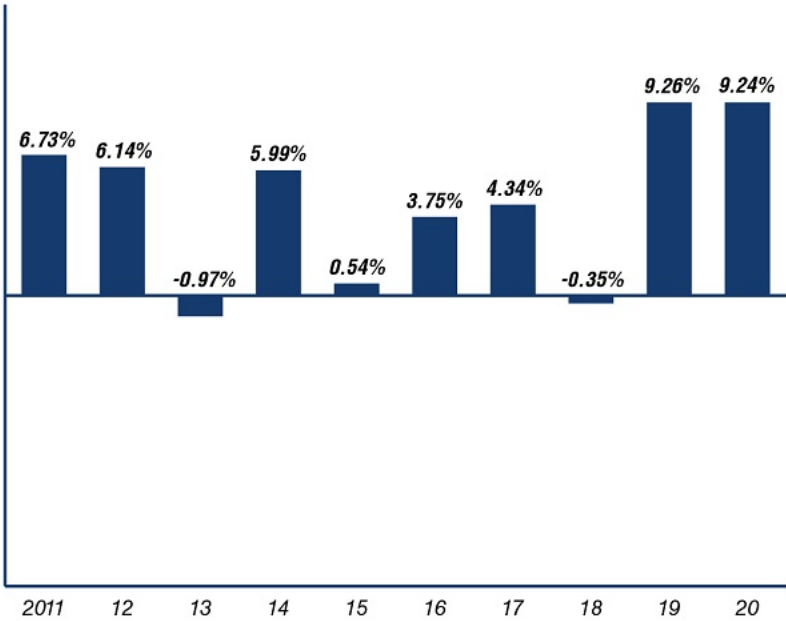
**Operational and Technology Risk:** Cyber-attacks, disruptions, or failures that affect the Fund’s service providers, counterparties, market participants, or issuers of securities held by the Fund may adversely affect the Fund and its shareholders, including by causing losses for the Fund or impairing Fund operations.

**Management Risk:** The risk that an investment technique used by the Fund’s portfolio manager may fail to produce the intended result.

For more information about the Fund’s risks, please see the “Additional Investment Strategies and Risks” section in this Prospectus.

**Performance**  
The following bar chart and table provide some indication of the risks of investing in the Fund. The bar chart shows changes in the Fund’s performance from year to year. The table shows how the Fund’s average annual returns for 1, 5 and 10 years compared with those of a broad measure of market performance. The Fund’s past performance (before and after taxes) is not necessarily an indication of how the Fund will perform in the future. *Updated performance information is available at no cost by visiting [www.sterlingcapitalfunds.com](http://www.sterlingcapitalfunds.com) or by calling 1-800-228-1872.*

Institutional Shares Annual Total Returns for years ended 12/31



Best quarter:	5.08%	06/30/2020
Worst quarter:	-2.64%	06/30/2013



## Sterling Capital Total Return Bond Fund

## Summary

	1 Year	5 Years	10 Years
<b>Institutional Shares</b>			
Return Before Taxes	9.24%	5.18%	4.41%
Return After Taxes on Distributions	7.48%	3.74%	2.85%
Return After Taxes on Distributions and Sale of Fund Shares	5.47%	3.34%	2.74%
<b>Bloomberg Barclays U.S. Aggregate Bond Index</b>			
(reflects no deductions for fees, expenses, or taxes)	7.51%	4.44%	3.84%

After-tax returns are calculated using the historical highest individual federal marginal income tax rates and do not reflect the impact of state and local taxes. Actual after-tax returns depend on an investor's tax situation and may differ from those shown. After-tax returns are not relevant to investors who hold their Fund shares through tax-advantaged arrangements such as 401(k) plans or individual retirement accounts.

## Management

**Investment Adviser**  
Sterling Capital Management LLC

**Portfolio Managers**  
Mark M. Montgomery, CFA  
Senior Managing Director of Sterling Capital and  
Co-Portfolio Manager  
Since January 2008

Peter L. Brown, CFA  
Executive Director of Sterling Capital and Co-Portfolio Manager  
Since February 2020

## Purchase and Sale of Fund Shares

Account Type	Minimum Initial Investment*	Minimum Subsequent Investment
Regular Account	\$1,000,000	\$0
Automatic Investment Plan	\$1,000,000	\$25

\* Investors purchasing shares through Truist Bank, its affiliates or other financial service providers or intermediaries approved by the Fund and other investors approved by the Fund are not subject to a minimum initial investment requirement.

**Sterling Capital Total Return Bond Fund****Summary**

You may buy or sell Institutional Shares of the Fund through procedures established by the Fund in connection with the requirements of fiduciary, advisory, agency, custodial and other similar accounts maintained by or on behalf of customers of Truist Bank or one of its affiliates or other financial service providers or intermediaries approved by the Fund. These parties are responsible for transmitting orders by close of business. Institutional Shares are available for purchase on any business day when the New York Stock Exchange (the NYSE) is open for regular trading. Please contact your investment representative or institution or the Funds directly at 1-800-228-1872 for more information regarding purchasing, redeeming and exchanging shares. In addition, Institutional Shares are available for purchase at [www.sterlingcapitalfunds.com](http://www.sterlingcapitalfunds.com).

**Tax Information**

The Fund normally distributes its net investment income and net realized capital gains, if any, to shareholders. These distributions are generally taxable to you as ordinary income or capital gains, unless you are investing through a tax-advantaged arrangement, such as a 401(k) plan (which may be taxable upon withdrawal) or an individual retirement account (which may be taxable upon withdrawal).

**Payments to Broker-Dealers and Other Financial Intermediaries**

If you purchase the Fund through a broker-dealer or other financial intermediary (such as a bank), the Fund and its related companies may pay the intermediary for the sale of Fund shares and related services. These payments may create a conflict of interest by influencing the broker-dealer or other intermediary and your salesperson to recommend the Fund over another investment. Ask your salesperson or visit your financial intermediary's Web site for more information.



## Summary

## Sterling Capital Total Return Bond Fund

Class R Shares BICRX

### Investment Objective

The Fund seeks a high level of current income and a competitive total return.

### Fee Table

This table describes the fees and expenses that you may pay if you buy, hold, and sell shares of the Fund. You may pay other fees, such as brokerage commissions and other fees to financial intermediaries, which are not reflected in the tables and examples below.

#### Shareholder Fees (fees paid directly from your investment)

	Class R Shares
Maximum Sales Charge (load) on Purchases (as a % of offering price)	None
Maximum Deferred Sales Charge (load) (as a % of the lesser of the cost of your shares or their net asset value at the time of redemption)	None
Redemption Fee	None

#### Annual Fund Operating Expenses (expenses that you pay each year as a percentage of the value of your investment)

	Class R Shares
Management Fees	0.25%
Distribution and Service (12b-1) Fees	0.50%
Other Expenses	0.20%
Total Annual Fund Operating Expenses	0.95%

#### Example

This example is intended to help you compare the cost of investing in the Fund with the cost of investing in other mutual funds. The example assumes that you invest \$10,000 in the Fund for the time periods indicated and then redeem all of your shares at the end of those periods. The example also assumes, that your investment has a 5% return each year and that the Fund's operating expenses remain the same. Although your actual costs may be higher or lower, based on these assumptions your costs would be:

	1 Year	3 Years	5 Years	10 Years
Class R Shares	\$97	\$303	\$525	\$1,166

**Sterling Capital Total Return Bond Fund****Summary****Portfolio Turnover**

The Fund pays transaction costs, such as commissions, when it buys and sells securities (or “turns over” its portfolio). A higher portfolio turnover rate may indicate higher transaction costs and may result in higher taxes when Fund shares are held in a taxable account. These costs, which are not reflected in annual fund operating expenses or in the example, affect the Fund’s performance. During the most recent fiscal year, the Fund’s portfolio turnover rate was 59.59% of the average value of its portfolio.

**Strategy, Risks and Performance****Principal Strategy**

The Fund seeks above-average total return through any combination of current income and capital appreciation. To pursue its investment objective, the Fund will invest, under normal circumstances, at least 80% of its net assets plus borrowings for investment purposes in a diversified portfolio of bonds, including: securities issued or guaranteed by the U.S. government, its agencies or instrumentalities, corporate bonds, asset-backed securities, mortgage-backed securities, including commercial mortgage-backed securities and collateralized mortgage obligations, municipal securities, and convertible securities. All securities will be U.S. dollar-denominated although the Fund may invest in U.S. dollar-denominated foreign and emerging market securities. The Fund will invest in securities that are investment grade (rated at the time of purchase in one of the four highest rating categories by a nationally recognized statistical rating organization (“NRSRO”), or are determined by the portfolio manager to be of comparable quality).

In managing the portfolio, the portfolio manager uses a “top down” investment management approach focusing on interest rate risk, allocation among sectors, credit risk, and individual securities selection. The portfolio manager focuses on macro trends in the economy to establish a duration target that reflects the outlook for the future direction of interest rates. For yield curve management, in addition to the trend in interest rates, other factors such as future inflation expectations, supply factors and future interest rate expectations are considered. Sector weightings are driven by a combination of the portfolio manager’s macro view on interest rates and volatility as well as relative spread analysis (a comparison of current and historical valuation relationships between various sectors). Utilizing fundamental analysis the portfolio manager then selects individual securities consistent with the target by looking for the best relative values within particular sectors. The analysis includes an attempt to understand the structure and embedded features of potential securities. Features that are analyzed include puts, calls, sinking fund requirements (scheduled early retirements of the specific debt instrument), prepayment and extension risk, and individual company financial data for potential corporate holdings. Scenario analysis is the primary tool employed for these assessments.

The portfolio manager may consider selling a security owned by the Fund to reduce exposure to a particular sector, if the portfolio manager sees a deterioration in the underlying fundamentals of an issuer or if the actions of the issuer violate the investment thesis of owning the security (or, in another words, the original reasoning for purchasing the security), when the portfolio manager finds other attractive securities that the portfolio manager believes are less expensive and offer relatively greater income or growth potential, and in response to macro level adjustments to duration and yield curve contributions (which are changes made to portfolio duration or yield curve positioning due to changes in the portfolio manager’s macroeconomic outlook).

**Average Annual Total Returns** as of December 31, 2020

159

## Sterling Capital Total Return Bond Fund

## Summary

The Fund may invest in certain types of derivative instruments for hedging and investment purposes. Although the Fund may invest in derivatives of any kind, the Fund currently expects to invest in futures contracts and forward foreign currency contracts to gain efficient investment exposures as an alternative to cash investments or to hedge against portfolio exposures, and credit default swaps and interest rate swaps to gain indirect exposure to interest rates, issuers, currencies, or market sectors, or to hedge against portfolio exposures.

**Principal Risks**

All investments carry a certain amount of risk and the Fund cannot guarantee that it will achieve its investment objective. An investment in the Fund is not a deposit or obligation of any bank, is not endorsed or guaranteed by any bank and is not insured by the Federal Deposit Insurance Corporation ("FDIC") or any other government agency. You may lose money by investing in the Fund. Below are all of the principal risks of investing in the Fund.

**Interest Rate Risk:** The possibility that the value of the Fund's investments will decline due to an increase in interest rates. Interest rate risk is generally higher for longer-term debt instruments and lower for shorter-term debt instruments.

**Credit Risk:** The possibility that an issuer cannot make timely interest and principal payments on its debt securities such as bonds. The lower a security's rating, the greater its credit risk.

**Income Risk:** The possibility that the Fund's income will decline due to a decrease in interest rates. Income risk is generally higher for shorter-term bonds and lower for longer-term bonds.

**Fixed Income Market Risk:** Fixed income securities markets may, in response to governmental intervention, economic or market developments (including potentially a reduction in the number of broker-dealers willing to engage in market-making activity), or other factors, experience periods of increased volatility and reduced liquidity.

**Counterparty Risk:** The possibility that a counterparty to a contract will default or otherwise become unable to honor a financial obligation.

**Liquidity Risk:** The possibility that certain securities or derivatives may be difficult or impossible to sell at the time and the price that would normally prevail in the market. The seller may have to lower the price, sell other securities instead or forego an investment opportunity, any of which could have a negative effect on Fund management or performance.

**Estimated Maturity Risk:** The possibility that an underlying security holder will exercise its right to pay principal on an obligation earlier or later than expected. This may happen when there is a rise or fall in interest rates. These events may shorten or lengthen the duration (*i.e.*, interest rate sensitivity) and potentially reduce the value of these securities.

**Prepayment/Call Risk:** When mortgages and other obligations are prepaid and when securities are called, the Fund may have to reinvest in securities with a lower yield or fail to recover additional amounts (*i.e.*, premiums) paid for securities with higher interest rates, resulting in an unexpected capital loss. Call risk is the possibility that, during periods of declining interest rates, a bond issuer will "call" — or repay — higher-yielding bonds before their stated maturity date. In both cases, investors receive their principal back and are typically forced to reinvest it in bonds that pay lower interest rates.

## Sterling Capital Total Return Bond Fund

## Summary

**U.S. Government Securities Risk:** The Fund invests in securities issued or guaranteed by the U.S. government or its agencies or instrumentalities (such as Fannie Mae or Freddie Mac securities). Although U.S. government securities issued directly by the U.S. government are guaranteed by the U.S. Treasury, other U.S. government securities issued by an agency or instrumentality of the U.S. government may not be. No assurance can be given that the U.S. government would provide financial support to its agencies and instrumentalities if not required to do so by law.

**Foreign Currency Transaction Risk:** Funds that invest directly in foreign currencies and in securities that trade in, or receive revenues in, foreign currencies are subject to the risk that those currencies will fluctuate in value relative to the U.S. dollar.

**Foreign Investment Risk:** Foreign securities involve risks not typically associated with investing in U.S. securities. Foreign securities may be adversely affected by various factors, including currency fluctuations and social, economic or political instability. These risks are particularly pronounced for emerging markets.

**Derivatives Risk:** The possibility that the Fund will suffer a loss from its use of derivatives. The primary risk with many derivatives is that they can amplify a gain or loss, potentially earning or losing substantially more money than the actual cost of the derivative instrument. It is possible that the Fund's liquid assets may be insufficient to support its obligations under its derivatives positions. The Fund's use of derivatives such as futures transactions and swap transactions involves other risks, such as the credit risk relating to the other party to a derivative contract (which is heightened for over-the-counter swaps and other derivatives as compared to centrally cleared derivatives), the risk of difficulties in pricing and valuation, and the risk that changes in the value of a derivative may not correlate perfectly with relevant assets, rates or indices. There is also the risk that the Fund may be unable to terminate or sell a derivatives position at an advantageous time or price.

**Mortgage-Backed and Asset-Backed Securities Risk:** Mortgage-backed and other asset-backed securities may be particularly sensitive to changes in prevailing interest rates. Rising interest rates tend to extend the duration of mortgage-backed securities, making them more sensitive to changes in interest rates, and may reduce the market value of the securities. Mortgage-backed securities are also subject to pre-payment risk. Due to their often complicated structures, various mortgage-backed and asset-backed securities may be difficult to value and may constitute illiquid securities. Furthermore, debtors may be entitled to the protection of a number of state and federal consumer protection credit laws with respect to these securities, which may give the debtor the right to avoid or reduce payment.

**Municipal Securities Risk:** Municipal obligations are issued by or on behalf of states, territories and possessions of the United States and their political subdivisions, agencies and instrumentalities and the District of Columbia to obtain funds for various public purposes. Municipal obligations are subject to more credit risk than U.S. government securities that are supported by the full faith and credit of the United States. The ability of municipalities to meet their obligations will depend on the availability of tax and other revenues, economic, political and other conditions within the state and municipality, and the underlying fiscal condition of the state and municipality. As with other fixed income securities, municipal securities also expose their holders to market risk because their values typically change as interest rates fluctuate.

**Convertible Securities Risk:** Convertible securities are securities that may be converted or exchanged into shares of an underlying stock or other asset at a stated exchange ratio or predetermined price. The market value of convertible securities tends to decline as interest rates increase and may be affected by changes in the price of the underlying security.

161

Average Annual Total Returns as of December 31, 2020

Sterling Capital Total Return Bond Fund

Summary

**Active Trading Risk:** The Fund may trade securities actively, which could increase its transaction costs (thereby lowering its performance) and may increase the amount of taxes that a shareholder pays, by increasing the amount of the Fund’s realized capital gains and increasing the portion of the Fund’s realized capital gains that are short-term capital gains.

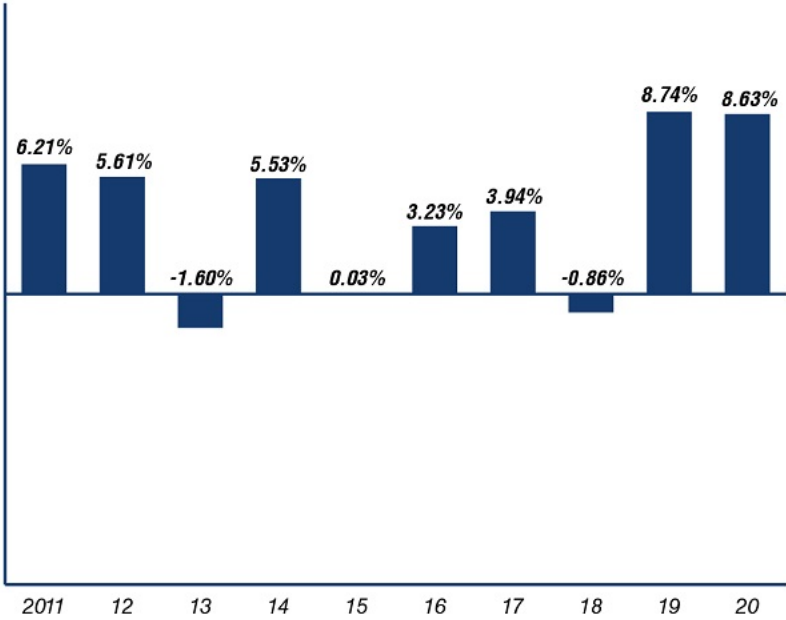
**Operational and Technology Risk:** Cyber-attacks, disruptions, or failures that affect the Fund’s service providers, counterparties, market participants, or issuers of securities held by the Fund may adversely affect the Fund and its shareholders, including by causing losses for the Fund or impairing Fund operations.

**Management Risk:** The risk that an investment technique used by the Fund’s portfolio manager may fail to produce the intended result.

For more information about the Fund’s risks, please see the “Additional Investment Strategies and Risks” section in this Prospectus.

**Performance**  
The following bar chart and table provide some indication of the risks of investing in the Fund. The bar chart shows changes in the Fund’s performance from year to year for Class R Shares. The table shows how the Fund’s average annual returns for 1, 5 and 10 years compared with those of a broad measure of market performance. The Fund’s past performance (before and after taxes) is not necessarily an indication of how the Fund will perform in the future. *Updated performance information is available at no cost by visiting [www.sterlingcapitalfunds.com](http://www.sterlingcapitalfunds.com) or by calling 1-800-228-1872.*

Class R Shares Annual Total Returns for years ended 12/31



Best quarter:	5.06%	06/30/2020
Worst quarter:	-2.80%	06/30/2013

## Sterling Capital Total Return Bond Fund

## Summary

	1 Year	5 Years	10 Years
<b>Class R Shares</b>			
Return Before Taxes	8.63%	4.67%	3.88%
Return After Taxes on Distributions	7.09%	3.45%	2.54%
Return After Taxes on Distributions and Sale of Fund Shares	5.12%	3.05%	2.44%
<b>Bloomberg Barclays U.S. Aggregate Bond Index</b>			
(reflects no deductions for fees, expenses, or taxes)	7.51%	4.44%	3.84%

After-tax returns are calculated using the historical highest individual federal marginal income tax rates and do not reflect the impact of state and local taxes. Actual after-tax returns depend on an investor's tax situation and may differ from those shown. After-tax returns are not relevant to investors who hold their Fund shares through tax-advantaged arrangements such as 401(k) plans or individual retirement accounts.

## Management

**Investment Adviser**  
Sterling Capital Management LLC

**Portfolio Managers**  
Mark M. Montgomery, CFA  
Senior Managing Director of Sterling Capital and  
Co-Portfolio Manager  
Since January 2008

Peter L. Brown, CFA  
Executive Director of Sterling Capital and Co-Portfolio Manager  
Since February 2020

## Purchase and Sale of Fund Shares

Account Type	Minimum Initial Investment	Minimum Subsequent Investment
Regular Account	\$1,000	\$0
Automatic Investment Plan	\$25	\$25

Class R Shares are available only to certain specified benefits plans (an "Eligible Plan"), such as 401(k) plans, 457 plans, and employer sponsored 403(b) plans whereby the plan or the plan's financial service firm has an agreement with the Fund, Distributor or Adviser to utilize Class R Shares in certain investment products or programs. Class R Shares also are available to certain registered investment adviser platforms and wrap products. Eligible Plan participants generally must contact their plan administrator to open an account or purchase, redeem or exchange shares. Please call 1-800-228-1872 for more information.

## Tax Information

The Fund normally distributes its net investment income and net realized capital gains, if any, to shareholders. These distributions are generally taxable to you as ordinary income or capital gains, unless you are investing through a tax-advantaged arrangement, such as a 401(k) plan (which may be taxable upon withdrawal) or an individual retirement account (which may be taxable upon withdrawal).



**Sterling Capital Total Return Bond Fund****Summary****Payments to Broker-Dealers and Other Financial Intermediaries**

If you purchase the Fund through a broker-dealer or other financial intermediary (such as a bank), the Fund and its related companies may pay the intermediary for the sale of Fund shares and related services. These payments may create a conflict of interest by influencing the broker-dealer or other intermediary and your salesperson to recommend the Fund over another investment. Ask your salesperson or visit your financial intermediary's Web site for more information.



## Summary

## Sterling Capital Total Return Bond Fund

Class R6 Shares STRDX

### Investment Objective

The Fund seeks a high level of current income and a competitive total return.

### Fee Table

This table describes the fees and expenses that you may pay if you buy, hold, and sell shares of the Fund. You may pay other fees, such as brokerage commissions and other fees to financial intermediaries, which are not reflected in the tables and examples below.

#### Shareholder Fees (fees paid directly from your investment)

	Class R6 Shares
Maximum Sales Charge (load) on Purchases (as a % of offering price)	None
Maximum Deferred Sales Charge (load) (as a % of the lesser of the cost of your shares or their net asset value at the time of redemption)	None
Redemption Fee	None

#### Annual Fund Operating Expenses (expenses that you pay each year as a percentage of the value of your investment)

	Class R6 Shares
Management Fees	0.25%
Distribution and Service (12b-1) Fees	0.00%
Other Expenses	0.20%
Total Annual Fund Operating Expenses	0.45%
Fee Waiver or Expense Reimbursement <sup>(1)</sup>	-0.10%
Total Annual Fund Operating Expenses After Fee Waiver or Expense Reimbursement <sup>(1)</sup>	0.35%

- <sup>(1)</sup> The Fund's administrator, Sterling Capital Management LLC ("Sterling Capital"), has contractually agreed to waive its administrative fees, pay Fund operating expenses, and/or reimburse the Fund 0.10% of the Class R6 Shares' average daily net assets for the period from February 1, 2021 through January 31, 2022. This contractual waiver may be terminated during this period only by the Fund's Board of Trustees, and will automatically terminate upon termination of the Administration Agreement between the Fund and Sterling Capital.

#### Example

This example is intended to help you compare the cost of investing in the Fund with the cost of investing in other mutual funds. The example assumes that you invest \$10,000 in the Fund for the time periods indicated and then redeem all of your shares at the end of those periods. The example also assumes, that your investment has a 5% return each year and that the Fund's operating expenses remain the same, except for the expiration of the current contractual expense limitation on January 31, 2022. Although your actual costs may be higher or lower, based on these assumptions your costs would be:

	1 Year	3 Years	5 Years	10 Years
Class R6 Shares	\$36	\$134	\$242	\$557

**Sterling Capital Total Return Bond Fund****Summary****Portfolio Turnover**

The Fund pays transaction costs, such as commissions, when it buys and sells securities (or “turns over” its portfolio). A higher portfolio turnover rate may indicate higher transaction costs and may result in higher taxes when Fund shares are held in a taxable account. These costs, which are not reflected in annual fund operating expenses or in the example, affect the Fund’s performance. During the most recent fiscal year, the Fund’s portfolio turnover rate was 59.59% of the average value of its portfolio.

**Strategy, Risks and Performance****Principal Strategy**

The Fund seeks above-average total return through any combination of current income and capital appreciation. To pursue its investment objective, the Fund will invest, under normal circumstances, at least 80% of its net assets plus borrowings for investment purposes in a diversified portfolio of bonds, including: securities issued or guaranteed by the U.S. government, its agencies or instrumentalities, corporate bonds, asset-backed securities, mortgage-backed securities, including commercial mortgage-backed securities and collateralized mortgage obligations, municipal securities, and convertible securities. All securities will be U.S. dollar-denominated although the Fund may invest in U.S. dollar-denominated foreign and emerging market securities. The Fund will invest in securities that are investment grade (rated at the time of purchase in one of the four highest rating categories by a nationally recognized statistical rating organization (“NRSRO”), or are determined by the portfolio manager to be of comparable quality).

In managing the portfolio, the portfolio manager uses a “top down” investment management approach focusing on interest rate risk, allocation among sectors, credit risk, and individual securities selection. The portfolio manager focuses on macro trends in the economy to establish a duration target that reflects the outlook for the future direction of interest rates. For yield curve management, in addition to the trend in interest rates, other factors such as future inflation expectations, supply factors and future interest rate expectations are considered. Sector weightings are driven by a combination of the portfolio manager’s macro view on interest rates and volatility as well as relative spread analysis (a comparison of current and historical valuation relationships between various sectors). Utilizing fundamental analysis the portfolio manager then selects individual securities consistent with the target by looking for the best relative values within particular sectors. The analysis includes an attempt to understand the structure and embedded features of potential securities. Features that are analyzed include puts, calls, sinking fund requirements (scheduled early retirements of the specific debt instrument), prepayment and extension risk, and individual company financial data for potential corporate holdings. Scenario analysis is the primary tool employed for these assessments.

The portfolio manager may consider selling a security owned by the Fund to reduce exposure to a particular sector, if the portfolio manager sees a deterioration in the underlying fundamentals of an issuer or if the actions of the issuer violate the investment thesis of owning the security (or, in another words, the original reasoning for purchasing the security), when the portfolio manager finds other attractive securities that the portfolio manager believes are less expensive and offer relatively greater income or growth potential, and in response to macro level adjustments to duration and yield curve contributions (which are changes made to portfolio duration or yield curve positioning due to changes in the portfolio manager’s macroeconomic outlook).

166

**Average Annual Total Returns as of December 31, 2020**

## Sterling Capital Total Return Bond Fund

## Summary

The Fund may invest in certain types of derivative instruments for hedging and investment purposes. Although the Fund may invest in derivatives of any kind, the Fund currently expects to invest in futures contracts and forward foreign currency contracts to gain efficient investment exposures as an alternative to cash investments or to hedge against portfolio exposures, and credit default swaps and interest rate swaps to gain indirect exposure to interest rates, issuers, currencies, or market sectors, or to hedge against portfolio exposures.

**Principal Risks**

All investments carry a certain amount of risk and the Fund cannot guarantee that it will achieve its investment objective. An investment in the Fund is not a deposit or obligation of any bank, is not endorsed or guaranteed by any bank and is not insured by the Federal Deposit Insurance Corporation ("FDIC") or any other government agency. You may lose money by investing in the Fund. Below are all of the principal risks of investing in the Fund.

**Interest Rate Risk:** The possibility that the value of the Fund's investments will decline due to an increase in interest rates. Interest rate risk is generally higher for longer-term debt instruments and lower for shorter-term debt instruments.

**Credit Risk:** The possibility that an issuer cannot make timely interest and principal payments on its debt securities such as bonds. The lower a security's rating, the greater its credit risk.

**Income Risk:** The possibility that the Fund's income will decline due to a decrease in interest rates. Income risk is generally higher for shorter-term bonds and lower for longer-term bonds.

**Fixed Income Market Risk:** Fixed income securities markets may, in response to governmental intervention, economic or market developments (including potentially a reduction in the number of broker-dealers willing to engage in market-making activity), or other factors, experience periods of increased volatility and reduced liquidity.

**Counterparty Risk:** The possibility that a counterparty to a contract will default or otherwise become unable to honor a financial obligation.

**Liquidity Risk:** The possibility that certain securities or derivatives may be difficult or impossible to sell at the time and the price that would normally prevail in the market. The seller may have to lower the price, sell other securities instead or forego an investment opportunity, any of which could have a negative effect on Fund management or performance.

**Estimated Maturity Risk:** The possibility that an underlying security holder will exercise its right to pay principal on an obligation earlier or later than expected. This may happen when there is a rise or fall in interest rates. These events may shorten or lengthen the duration (*i.e.*, interest rate sensitivity) and potentially reduce the value of these securities.

**Prepayment/Call Risk:** When mortgages and other obligations are prepaid and when securities are called, the Fund may have to reinvest in securities with a lower yield or fail to recover additional amounts (*i.e.*, premiums) paid for securities with higher interest rates, resulting in an unexpected capital loss. Call risk is the possibility that, during periods of declining interest rates, a bond issuer will "call" — or repay — higher-yielding bonds before their stated maturity date. In both cases, investors receive their principal back and are typically forced to reinvest it in bonds that pay lower interest rates.

167

**Average Annual Total Returns** as of December 31, 2020-

## Sterling Capital Total Return Bond Fund

## Summary

**U.S. Government Securities Risk:** The Fund invests in securities issued or guaranteed by the U.S. government or its agencies or instrumentalities (such as Fannie Mae or Freddie Mac securities). Although U.S. government securities issued directly by the U.S. government are guaranteed by the U.S. Treasury, other U.S. government securities issued by an agency or instrumentality of the U.S. government may not be. No assurance can be given that the U.S. government would provide financial support to its agencies and instrumentalities if not required to do so by law.

**Foreign Currency Transaction Risk:** Funds that invest directly in foreign currencies and in securities that trade in, or receive revenues in, foreign currencies are subject to the risk that those currencies will fluctuate in value relative to the U.S. dollar.

**Foreign Investment Risk:** Foreign securities involve risks not typically associated with investing in U.S. securities. Foreign securities may be adversely affected by various factors, including currency fluctuations and social, economic or political instability. These risks are particularly pronounced for emerging markets.

**Derivatives Risk:** The possibility that the Fund will suffer a loss from its use of derivatives. The primary risk with many derivatives is that they can amplify a gain or loss, potentially earning or losing substantially more money than the actual cost of the derivative instrument. It is possible that the Fund's liquid assets may be insufficient to support its obligations under its derivatives positions. The Fund's use of derivatives such as futures transactions and swap transactions involves other risks, such as the credit risk relating to the other party to a derivative contract (which is heightened for over-the-counter swaps and other derivatives as compared to centrally cleared derivatives), the risk of difficulties in pricing and valuation, and the risk that changes in the value of a derivative may not correlate perfectly with relevant assets, rates or indices. There is also the risk that the Fund may be unable to terminate or sell a derivatives position at an advantageous time or price.

**Mortgage-Backed and Asset-Backed Securities Risk:** Mortgage-backed and other asset-backed securities may be particularly sensitive to changes in prevailing interest rates. Rising interest rates tend to extend the duration of mortgage-backed securities, making them more sensitive to changes in interest rates, and may reduce the market value of the securities. Mortgage-backed securities are also subject to pre-payment risk. Due to their often complicated structures, various mortgage-backed and asset-backed securities may be difficult to value and may constitute illiquid securities. Furthermore, debtors may be entitled to the protection of a number of state and federal consumer protection credit laws with respect to these securities, which may give the debtor the right to avoid or reduce payment.

**Municipal Securities Risk:** Municipal obligations are issued by or on behalf of states, territories and possessions of the United States and their political subdivisions, agencies and instrumentalities and the District of Columbia to obtain funds for various public purposes. Municipal obligations are subject to more credit risk than U.S. government securities that are supported by the full faith and credit of the United States. The ability of municipalities to meet their obligations will depend on the availability of tax and other revenues, economic, political and other conditions within the state and municipality, and the underlying fiscal condition of the state and municipality. As with other fixed income securities, municipal securities also expose their holders to market risk because their values typically change as interest rates fluctuate.

**Convertible Securities Risk:** Convertible securities are securities that may be converted or exchanged into shares of an underlying stock or other asset at a stated exchange ratio or predetermined price. The market value of convertible securities tends to decline as interest rates increase and may be affected by changes in the price of the underlying security.

Summary

Sterling Capital Total Return Bond Fund

**Active Trading Risk:** The Fund may trade securities actively, which could increase its transaction costs (thereby lowering its performance) and may increase the amount of taxes that a shareholder pays, by increasing the amount of the Fund’s realized capital gains and increasing the portion of the Fund’s realized capital gains that are short-term capital gains.

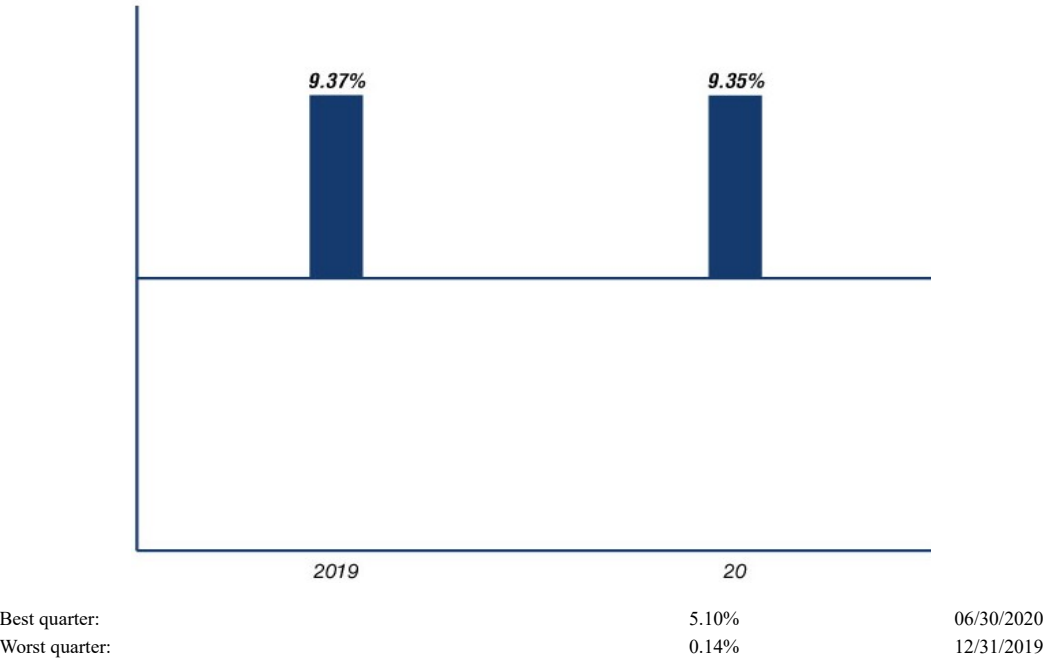
**Operational and Technology Risk:** Cyber-attacks, disruptions, or failures that affect the Fund’s service providers, counterparties, market participants, or issuers of securities held by the Fund may adversely affect the Fund and its shareholders, including by causing losses for the Fund or impairing Fund operations.

**Management Risk:** The risk that an investment technique used by the Fund’s portfolio manager may fail to produce the intended result.

For more information about the Fund’s risks, please see the “Additional Investment Strategies and Risks” section in this Prospectus.

**Performance**  
The following bar chart and table provide some indication of the risks of investing in the Fund. The bar chart shows changes in the Fund’s performance from year to year. The table shows how the Fund’s average annual returns for 1, 5 and 10 years compared with those of a broad measure of market performance. The Fund’s past performance (before and after taxes) is not necessarily an indication of how the Fund will perform in the future. *Updated performance information is available at no cost by visiting [www.sterlingcapitalfunds.com](http://www.sterlingcapitalfunds.com) or by calling 1-800-228-1872.*

Class R6 Shares Annual Total Returns for years ended 12/31<sup>(1)</sup>



## Sterling Capital Total Return Bond Fund

## Summary

	1 Year	5 Years	10 Years
<b>Class R6 Shares<sup>(1)</sup></b>			
Return Before Taxes	9.35%	5.24%	4.44%
Return After Taxes on Distributions	7.54%	3.78%	2.87%
Return After Taxes on Distributions and Sale of Fund Shares	5.54%	3.38%	2.76%
<b>Bloomberg Barclays U.S. Aggregate Bond Index</b>			
(reflects no deductions for fees, expenses, or taxes)	7.51%	4.44%	3.84%

(1) Performance for Class R6 Shares for periods prior to inception on February 1, 2018 is based on the performance of the Institutional Shares of the Fund.

After-tax returns are calculated using the historical highest individual federal marginal income tax rates and do not reflect the impact of state and local taxes. Actual after-tax returns depend on an investor's tax situation and may differ from those shown. After-tax returns are not relevant to investors who hold their Fund shares through tax-advantaged arrangements such as 401(k) plans or individual retirement accounts.

## Management

**Investment Adviser**  
Sterling Capital Management LLC

**Portfolio Managers**  
Mark M. Montgomery, CFA  
Senior Managing Director of Sterling Capital and Co-Portfolio Manager  
Since January 2008

Peter L. Brown, CFA  
Executive Director of Sterling Capital and Co-Portfolio Manager  
Since February 2020

## Purchase and Sale of Fund Shares

Account and Investor Type	Minimum Initial Investment	Minimum Subsequent Investment
Regular Account		
Group Retirement and Benefit Plans and 529 Plans	\$0	\$0
Eligible Institutional Investors and Accounts	\$5,000,000	\$0
Other Eligible Investors	\$10,000,000	\$0
Automatic Investment Plan		
Group Retirement and Benefit Plans and 529 Plans	\$0	\$25
Eligible Institutional Investors and Accounts	\$5,000,000	\$25
Other Eligible Investors	\$10,000,000	\$25

**Sterling Capital Total Return Bond Fund****Summary**

Class R6 Shares are available only to eligible group retirement and benefit plans, 529 plans, certain eligible institutional investors and accounts, including certain accounts at Truist Bank and its affiliates and predecessors where Truist Bank or its affiliates or predecessors (including, without limitation, their wealth management divisions) act in a fiduciary or discretionary capacity (excluding, without limitation, brokerage accounts), and certain other eligible investors that meet the applicable minimums stated above. Financial intermediaries such as clearing firms or record keepers that expect to receive compensation from a Fund or from Sterling Capital in the form of sub-recordkeeping, sub-transfer agency or other similar service fees are not eligible to purchase R6 Shares. R6 Shares are available for purchase on any business day when the New York Stock Exchange (the NYSE) is open for regular trading. Please contact your financial intermediary, plan administrator or the Funds directly at 1-800-228-1872 for more information regarding purchasing, redeeming and exchanging shares.

**Tax Information**

The Fund normally distributes its net investment income and net realized capital gains, if any, to shareholders. These distributions are generally taxable to you as ordinary income or capital gains, unless you are investing through a tax-advantaged arrangement, such as a 401(k) plan (which may be taxable upon withdrawal).

**Payments to Broker-Dealers and Other Financial Intermediaries**

If you purchase the Fund through a broker-dealer or other financial intermediary (such as a bank), the Fund and its related companies may pay the intermediary for the sale of Fund shares and related services. These payments may create a conflict of interest by influencing the broker-dealer or other intermediary and your salesperson to recommend the Fund over another investment. Ask your salesperson or visit your financial intermediary's Web site for more information.





## Summary

## Sterling Capital Corporate Fund

### Institutional Shares SCCPX

#### Investment Objective

The Fund seeks to maximize total return.

#### Fee Table

This table describes the fees and expenses that you may pay if you buy, hold, and sell shares of the Fund. You may pay other fees, such as brokerage commissions and other fees to financial intermediaries, which are not reflected in the tables and examples below.

#### Shareholder Fees (fees paid directly from your investment)

	<b>Institutional Shares</b>
Maximum Sales Charge (load) on Purchases (as a % of offering price)	None
Maximum Deferred Sales Charge (load) (as a % of the lesser of the cost of your shares or their net asset value at the time of redemption)	None
Redemption Fee	None

#### Annual Fund Operating Expenses (expenses that you pay each year as a percentage of the value of your investment)

	<b>Institutional Shares</b>
Management Fees	0.35%
Distribution and Service (12b-1) Fees	0.00%
Other Expenses	0.35%
Total Annual Fund Operating Expenses	0.70%
Fee Waiver or Expense Reimbursement <sup>(1)</sup>	-0.04%
Total Annual Fund Operating Expenses After Fee Waiver or Expense Reimbursement <sup>(1)</sup>	0.66%

- (1) The Fund's adviser has contractually agreed to limit the management fees paid by the Fund to 0.31% for the period from February 1, 2021 through January 31, 2022. This contractual limitation may be terminated during this period only by the Fund's Board of Trustees, and will automatically terminate upon termination of the Investment Advisory Agreement between the Fund and Sterling Capital Management LLC ("Sterling Capital").

#### Example

This example is intended to help you compare the cost of investing in the Fund with the cost of investing in other mutual funds. The example assumes that you invest \$10,000 in the Fund for the time periods indicated and then redeem all of your shares at the end of those periods. The example also assumes, that your investment has a 5% return each year and that the Fund's operating expenses remain the same, except for the expiration of the current contractual expense limitation on January 31, 2022. Although your actual costs may be higher or lower, based on these assumptions your costs would be:

	<b>1 Year</b>	<b>3 Years</b>	<b>5 Years</b>	<b>10 Years</b>
<b>Institutional Shares</b>	\$67	\$220	\$386	\$867

## Summary

### Portfolio Turnover

The Fund pays transaction costs, such as commissions, when it buys and sells securities (or “turns over” its portfolio). A higher portfolio turnover rate may indicate higher transaction costs and may result in higher taxes when Fund shares are held in a taxable account. These costs, which are not reflected in annual fund operating expenses or in the example, affect the Fund’s performance. During the most recent fiscal year, the Fund’s portfolio turnover rate was 52.28% of the average value of its portfolio.

## Strategy, Risks and Performance

### Principal Strategy

To pursue its investment objective, the Fund will invest, under normal circumstances, at least 80% of its net assets plus borrowings for investment purposes in a diversified portfolio of corporate debt securities, including corporate bonds, notes and debentures. The Fund may invest in (i) bonds issued or guaranteed by the U.S. government or its agencies and instrumentalities; (ii) preferred stock; (iii) debt securities that are sold in private placement transactions between their issuers and their purchasers and that are neither listed on an exchange or traded over the counter; and (iv) Yankee bonds, which are U.S.-dollar denominated bonds and notes issued by foreign corporations or governments. The Fund may invest up to 20% of its total assets in bonds that are below investment grade, which are commonly referred to as “high yield” or “junk” bonds. The Fund may invest up to 10% of its total assets in securities denominated in foreign currencies. The remainder of the Fund’s corporate debt securities will typically be denominated in U.S. dollars and be investment grade (*i.e.*, rated at the time of purchase in one of the four highest rating categories by a nationally recognized statistical rating organization, or determined by the portfolio manager to be of comparable quality).

In managing the portfolio, the portfolio manager uses a “top down” investment management approach focusing on interest rate risk, allocation among sectors, credit risk, and individual securities selection. The portfolio manager focuses on macro trends in the economy to establish a duration target that reflects the outlook for the future direction of interest rates. For yield curve management, in addition to the trend in interest rates, other factors such as future inflation expectations, supply factors, and future interest rate expectations are considered. Sector weightings are driven by a combination of the portfolio manager’s macro view on interest rates and volatility as well as relative spread analysis (a comparison of current and historical valuation relationships between various sectors). Utilizing fundamental analysis the portfolio manager then selects individual securities consistent with the target by looking for the best relative values within particular sectors. The analysis includes an attempt to understand the structure and embedded features of potential securities. Features that are analyzed include puts, calls, sinking fund requirements (scheduled early retirements of the specific debt instrument), prepayment and extension risk, and individual company financial data for potential corporate holdings. Scenario analysis is the primary tool employed for these assessments. The Fund’s average duration is expected to be between 3 and 7 years.

The portfolio manager may consider selling a security owned by the Fund to reduce exposure to a particular sector, if the portfolio manager sees a deterioration in the underlying fundamentals of an issuer or if the actions of the issuer violate the investment thesis of owning the security (or, in another words, the original reasoning for purchasing the security), when the portfolio managers finds other attractive securities that the portfolio manager believes are less expensive and offer relatively greater income or growth potential, and in response to macro level adjustments to duration and yield curve contributions (which are changes made to portfolio duration or yield curve positioning due to changes in the portfolio manager’s macroeconomic outlook).

Average Annual Total Returns as of December 31, 2020

## Sterling Capital Corporate Fund

## Summary

The Fund may invest in certain types of derivative instruments for hedging and investment purposes. Although the Fund may invest in derivatives of any kind, the Fund currently expects to invest in futures contracts and forward foreign currency contracts to gain efficient investment exposures as an alternative to cash investments or to hedge against portfolio exposures, and credit default swaps and interest rate swaps to gain indirect exposure to interest rates, issuers, currencies, or market sectors, or to hedge against portfolio exposures.

**Principal Risks**

All investments carry a certain amount of risk and the Fund cannot guarantee that it will achieve its investment objective. An investment in the Fund is not a deposit or obligation of any bank, is not endorsed or guaranteed by any bank and is not insured by the Federal Deposit Insurance Corporation ("FDIC") or any other government agency. You may lose money by investing in the Fund. Below are all of the principal risks of investing in the Fund.

**Interest Rate Risk:** The possibility that the value of the Fund's investments will decline due to an increase in interest rates. Interest rate risk is generally higher for longer-term debt instruments and lower for shorter-term debt instruments.

**Credit Risk:** The possibility that an issuer cannot make timely interest and principal payments on its debt securities such as bonds. The lower a security's rating, the greater its credit risk.

**Income Risk:** The possibility that the Fund's income will decline due to a decrease in interest rates. Income risk is generally higher for shorter-term bonds and lower for longer-term bonds.

**Fixed Income Market Risk:** Fixed income securities markets may, in response to governmental intervention, economic or market developments (including potentially a reduction in the number of broker-dealers willing to engage in market-making activity), or other factors, experience periods of increased volatility and reduced liquidity.

**Counterparty Risk:** The possibility that a counterparty to a contract will default or otherwise become unable to honor a financial obligation.

**Liquidity Risk:** The possibility that certain securities or derivatives may be difficult or impossible to sell at the time and the price that would normally prevail in the market. The seller may have to lower the price, sell other securities instead or forego an investment opportunity, any of which could have a negative effect on Fund management or performance.

**Estimated Maturity Risk:** The possibility that an underlying security holder will exercise its right to pay principal on an obligation earlier or later than expected. This may happen when there is a rise or fall in interest rates. These events may shorten or lengthen the duration (*i.e.*, interest rate sensitivity) and potentially reduce the value of these securities.

**Prepayment/Call Risk:** When mortgages and other obligations are prepaid and when securities are called, the Fund may have to reinvest in securities with a lower yield or fail to recover additional amounts (*i.e.*, premiums) paid for securities with higher interest rates, resulting in an unexpected capital loss. Call risk is the possibility that, during periods of declining interest rates, a bond issuer will "call" — or repay — higher-yielding bonds before their stated maturity date. In both cases, investors receive their principal back and are typically forced to reinvest it in bonds that pay lower interest rates.

Average Annual Total Returns as of December 31, 2020

**Sterling Capital Corporate Fund****Summary**

**High-Yield/High-Risk Debt Securities:** High-yield/high-risk debt securities are securities that are rated below investment grade by the primary rating agencies. These securities are considered speculative and involve greater risk of loss than investment grade debt securities.

**U.S. Government Securities Risk:** The Fund invests in securities issued or guaranteed by the U.S. government or its agencies or instrumentalities (such as Fannie Mae or Freddie Mac securities). Although U.S. government securities issued directly by the U.S. government are guaranteed by the U.S. Treasury, other U.S. government securities issued by an agency or instrumentality of the U.S. government may not be. No assurance can be given that the U.S. government would provide financial support to its agencies and instrumentalities if not required to do so by law.

**Foreign Investment Risk:** Foreign securities involve risks not typically associated with investing in U.S. securities. Foreign securities may be adversely affected by various factors, including currency fluctuations and social, economic or political instability. These risks are particularly pronounced for emerging markets.

**Derivatives Risk:** The possibility that the Fund will suffer a loss from its use of derivatives. The primary risk with many derivatives is that they can amplify a gain or loss, potentially earning or losing substantially more money than the actual cost of the derivative instrument. It is possible that the Fund's liquid assets may be insufficient to support its obligations under its derivatives positions. The Fund's use of derivatives such as futures transactions and swap transactions involves other risks, such as the credit risk relating to the other party to a derivative contract (which is heightened for over-the-counter swaps and other derivatives as compared to centrally cleared derivatives), the risk of difficulties in pricing and valuation, and the risk that changes in the value of a derivative may not correlate perfectly with relevant assets, rates or indices. There is also the risk that the Fund may be unable to terminate or sell a derivatives position at an advantageous time or price.

**Preferred Stock Risk:** Preferred stock represents an interest in a company that generally entitles the holder to receive, in preference to the holders of common stock, dividends and a fixed share of the proceeds resulting from a liquidation of the company. Preferred stocks are generally subordinated in right of payment to all debt obligations and creditors of the issuer.

**Private Placement Risk:** Privately issued securities are restricted securities that are not publicly traded, and may be less liquid than those that are publicly traded. Accordingly, the Fund may not be able to redeem or resell its interests in a privately issued security at an advantageous time or at an advantageous price which may result in a loss to the Fund.

**Yankee Bond Risk:** Yankee bonds are subject to the same risks as other debt issues, notably credit risk, market risk, currency and liquidity risk. Other risks include adverse political and economic developments; the extent and quality of government regulations of financial markets and institutions; the imposition of foreign withholding or other taxes; and the expropriation or nationalization of foreign issuers.

**Active Trading Risk:** The Fund may trade securities actively, which could increase its transaction costs (thereby lowering its performance) and may increase the amount of taxes that a shareholder pays, by increasing the amount of the Fund's realized capital gains and increasing the portion of the Fund's realized capital gains that are short-term capital gains.

Summary

**Operational and Technology Risk:** Cyber-attacks, disruptions, or failures that affect the Fund’s service providers, counterparties, market participants, or issuers of securities held by the Fund may adversely affect the Fund and its shareholders, including by causing losses for the Fund or impairing Fund operations.

**Focused Investment Risk:** Investments focused in asset classes, countries, regions, sectors, industries, or issuers that are subject to the same or similar risk factors and investments whose prices are closely correlated are subject to greater overall risk than investments that are more diversified or whose prices are not as closely correlated.

**Management Risk:** The risk that an investment technique used by the Fund’s portfolio manager may fail to produce the intended result.

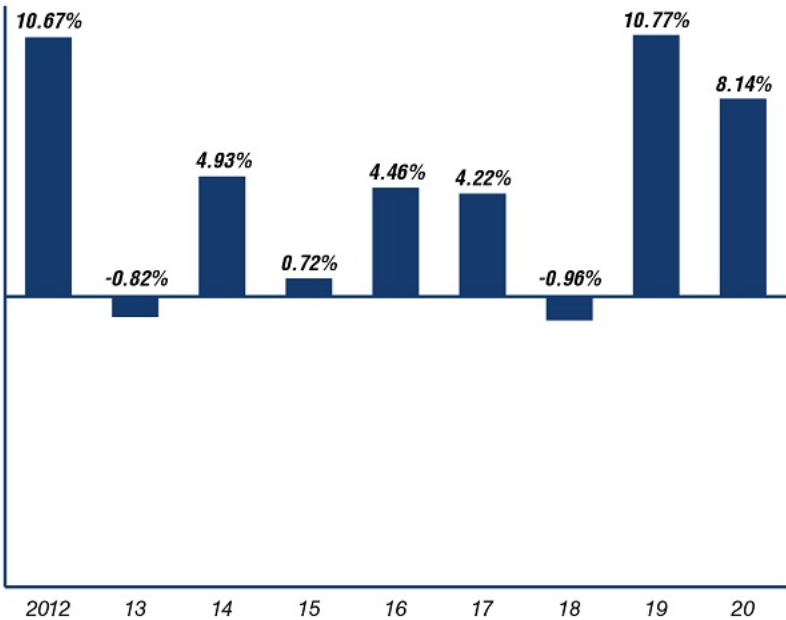
For more information about the Fund’s risks, please see the “Additional Investment Strategies and Risks” section in this Prospectus.

Performance

**Average Annual Total Returns** as of December 31, 2020

The following bar chart and table provide some indication of the risks of investing in the Fund. The bar chart shows changes in the Fund’s performance from year to year. The table shows how the Fund’s average annual returns for 1 and 5 years and since the Fund’s inception compared with those of a broad measure of market performance. The Fund’s past performance (before and after taxes) is not necessarily an indication of how the Fund will perform in the future. *Updated performance information is available at no cost by visiting [www.sterlingcapitalfunds.com](http://www.sterlingcapitalfunds.com) or by calling 1-800-228-1872.*

**Institutional Shares Annual Total Returns for years ended 12/31<sup>(1)</sup>**



Best quarter:	9.37%	06/30/2020
Worst quarter:	-5.66%	03/31/2020

## Sterling Capital Corporate Fund

## Summary

	1 Year	5 Years	Since Inception
<b>Institutional Shares<sup>(1)</sup></b>			(6/30/11)
Return Before Taxes	8.14%	5.25%	4.59%
Return After Taxes on Distributions	6.18%	3.71%	3.06%
Return After Taxes on Distributions and Sale of Fund Shares	5.23%	3.40%	2.91%
<b>Bloomberg Barclays Corporate Intermediate Bond Index</b>			(6/30/11)
(reflects no deductions for fees, expenses, or taxes)	7.47%	5.01%	4.35%

(1) Performance of Institutional Shares for periods prior to February 1, 2013 is based on the performance of Class S Shares of the Fund which were redesignated as Institutional Shares as of February 1, 2013.

After-tax returns are calculated using the historical highest individual federal marginal income tax rates and do not reflect the impact of state and local taxes. Actual after-tax returns depend on an investor's tax situation and may differ from those shown. After-tax returns are not relevant to investors who hold their Fund shares through tax-advantaged arrangements such as 401(k) plans or individual retirement accounts.

## Management

**Investment Adviser**

Sterling Capital Management LLC ("Sterling Capital")

**Portfolio Managers**

Mark M. Montgomery, CFA  
Senior Managing Director of Sterling Capital and  
Co-Portfolio Manager  
Since inception

Peter L. Brown, CFA  
Executive Director of Sterling Capital and Co-Portfolio Manager  
Since February 2020

## Purchase and Sale of Fund Shares

Account Type	Minimum Initial Investment*	Minimum Subsequent Investment
Regular Account	\$1,000,000	\$0
Automatic Investment Plan	\$1,000,000	\$25

\* Investors purchasing shares through Truist Bank, its affiliates or other financial service providers or intermediaries approved by the Fund and other investors approved by the Fund are not subject to a minimum initial investment requirement.

**Sterling Capital Corporate Fund****Summary**

You may buy or sell Institutional Shares of the Fund through procedures established by the Fund in connection with the requirements of fiduciary, advisory, agency, custodial and other similar accounts maintained by or on behalf of customers of Truist Bank or one of its affiliates or other financial service providers or intermediaries approved by the Fund. These parties are responsible for transmitting orders by close of business. Institutional Shares are available for purchase on any business day when the New York Stock Exchange (the NYSE) is open for regular trading. Please contact your investment representative or institution or the Funds directly at 1-800-228-1872 for more information regarding purchasing, redeeming and exchanging shares. In addition, Institutional Shares are available for purchase at [www.sterlingcapitalfunds.com](http://www.sterlingcapitalfunds.com).

**Tax Information**

The Fund normally distributes its net investment income and net realized capital gains, if any, to shareholders. These distributions are generally taxable to you as ordinary income or capital gains, unless you are investing through a tax-advantaged arrangement, such as a 401(k) plan (which may be taxable upon withdrawal) or an individual retirement account (which may be taxable upon withdrawal).

**Payments to Broker-Dealers and Other Financial Intermediaries**

If you purchase the Fund through a broker-dealer or other financial intermediary (such as a bank), the Fund and its related companies may pay the intermediary for the sale of Fund shares and related services. These payments may create a conflict of interest by influencing the broker-dealer or other intermediary and your salesperson to recommend the Fund over another investment. Ask your salesperson or visit your financial intermediary's Web site for more information.



## Summary

## Sterling Capital Quality Income Fund

### Institutional Shares SCSPX

### Investment Objective

The Fund seeks to maximize total return.

### Fee Table

This table describes the fees and expenses that you may pay if you buy, hold, and sell shares of the Fund. You may pay other fees, such as brokerage commissions and other fees to financial intermediaries, which are not reflected in the tables and examples below.

#### Shareholder Fees (fees paid directly from your investment)

	<b>Institutional Shares</b>
Maximum Sales Charge (load) on Purchases (as a % of offering price)	None
Maximum Deferred Sales Charge (load) (as a % of the lesser of the cost of your shares or their net asset value at the time of redemption)	None
Redemption Fee	None

#### Annual Fund Operating Expenses (expenses that you pay each year as a percentage of the value of your investment)

	<b>Institutional Shares</b>
Management Fees	0.35%
Distribution and Service (12b-1) Fees	0.00%
Other Expenses	0.28%
Total Annual Fund Operating Expenses	0.63%
Fee Waiver or Expense Reimbursement <sup>(1)</sup>	-0.04%
Total Annual Fund Operating Expenses After Fee Waiver or Expense Reimbursement <sup>(1)</sup>	0.59%

- (1) The Fund's adviser has contractually agreed to limit the management fees paid by the Fund to 0.31% for the period from February 1, 2021 through January 31, 2022. This contractual limitation may be terminated during this period only by the Fund's Board of Trustees, and will automatically terminate upon termination of the Investment Advisory Agreement between the Fund and Sterling Capital Management LLC ("Sterling Capital").

#### Example

This example is intended to help you compare the cost of investing in the Fund with the cost of investing in other mutual funds. The example assumes that you invest \$10,000 in the Fund for the time periods indicated and then redeem all of your shares at the end of those periods. The example also assumes that your investment has a 5% return each year and that the Fund's operating expenses remain the same, except for the expiration of the current contractual expense limitation on January 31, 2022. Although your actual costs may be higher or lower, based on these assumptions your costs would be:

	<b>1 Year</b>	<b>3 Years</b>	<b>5 Years</b>	<b>10 Years</b>
<b>Institutional Shares</b>	\$60	\$198	\$347	\$783



**Sterling Capital Quality Income Fund****Summary****Portfolio Turnover**

The Fund pays transaction costs, such as commissions, when it buys and sells securities (or “turns over” its portfolio). A higher portfolio turnover rate may indicate higher transaction costs and may result in higher taxes when Fund shares are held in a taxable account. These costs, which are not reflected in annual fund operating expenses or in the example, affect the Fund’s performance. During the most recent fiscal year, the Fund’s portfolio turnover rate was 35.96% of the average value of its portfolio.

**Strategy, Risks and Performance****Principal Strategy**

To pursue its investment objective, the Fund will invest, under normal circumstances, at least 80% of its net assets plus borrowings for investment purposes in a diversified portfolio of securitized obligations of any kind (including asset-backed securities, commercial mortgage-backed securities and collateralized mortgage obligations). The Fund will invest in securities that are investment grade (*i.e.*, rated at the time of purchase in one of the four highest rating categories by a nationally recognized statistical rating organization, or determined by the portfolio manager to be of comparable quality).

As part of its investment strategy, the Fund may engage in mortgage dollar roll transactions, under which the Fund sells a mortgage-backed security to a dealer and simultaneously contracts to repurchase a security that is substantially similar in type, coupon and maturity, on a specified future date. Such investments will not exceed 25% of the Fund’s total assets. Mortgage dollar roll transactions may create investment leverage.

The Fund also will invest in securities issued or guaranteed by the U.S. government or its agencies and instrumentalities (such as, for example, the Federal National Mortgage Association (Fannie Mae), the Federal Home Loan Mortgage Corporation (Freddie Mac) and the Government National Mortgage Association (Ginnie Mae)); corporate debt securities, including corporate bonds, notes and debentures; preferred stock; and debt securities that are sold in private placement transactions between their issuers and their purchasers and that are neither listed on an exchange or traded over the counter.

In managing the portfolio, the portfolio manager uses a “top down” investment management approach focusing on interest rate risk, allocation among sectors, credit risk, and individual securities selection. The portfolio manager focuses on macro trends in the economy to establish a duration target that reflects the outlook for the future direction of interest rates. For yield curve management, in addition to the trend in interest rates, other factors such as future inflation expectations, supply factors, and future interest rate expectations are considered. Sector weightings are driven by a combination of the portfolio manager’s macro view on interest rates and volatility as well as relative spread analysis (a comparison of current and historical valuation relationships between various sectors). Utilizing fundamental analysis the portfolio manager then selects individual securities consistent with the target by looking for the best relative values within particular sectors. The analysis includes an attempt to understand the structure and embedded features of potential securities. Features that are analyzed include puts, calls, sinking fund requirements (scheduled early retirements of the specific debt instrument), prepayment and extension risk, and individual company financial data for potential corporate holdings. Scenario analysis is the primary tool employed for these assessments. The Fund’s average duration is expected to be within 1.5 years of the duration of the Bloomberg Barclays U.S. Mortgage Backed Securities Index.

## Sterling Capital Quality Income Fund

## Summary

The portfolio manager may consider selling a security owned by the Fund to reduce exposure to a particular sector, if the portfolio manager sees a deterioration in the underlying fundamentals of an issuer or if the actions of the issuer violate the investment thesis of owning the security (or, in another words, the original reasoning for purchasing the security), when the portfolio managers finds other attractive securities that the portfolio manager believes are less expensive and offer relatively greater income or growth potential, and in response to macro level adjustments to duration and yield curve contributions (which are changes made to portfolio duration or yield curve positioning due to changes in the portfolio manager's macroeconomic outlook).

The Fund may invest in certain types of derivative instruments for hedging and investment purposes. Although the Fund may invest in derivatives of any kind, the Fund currently expects to invest in futures contracts to gain efficient investment exposures as an alternative to cash investments or to hedge against portfolio exposures, and credit default swaps, interest rate swaps, inverse floater securities, and interest-only and principal-only securities to gain indirect exposure to interest rates, issuers, currencies, or market sectors, or to hedge against portfolio exposures.

**Principal Risks**

All investments carry a certain amount of risk and the Fund cannot guarantee that it will achieve its investment objective. An investment in the Fund is not a deposit or obligation of any bank, is not endorsed or guaranteed by any bank and is not insured by the Federal Deposit Insurance Corporation ("FDIC") or any other government agency. You may lose money by investing in the Fund. Below are all of the principal risks of investing in the Fund.

**Interest Rate Risk:** The possibility that the value of the Fund's investments will decline due to an increase in interest rates. Interest rate risk is generally higher for longer-term debt instruments and lower for shorter-term debt instruments.

**Credit Risk:** The possibility that an issuer cannot make timely interest and principal payments on its debt securities such as bonds. The lower a security's rating, the greater its credit risk.

**Income Risk:** The possibility that the Fund's income will decline due to a decrease in interest rates. Income risk is generally higher for shorter-term bonds and lower for longer-term bonds.

**Fixed Income Market Risk:** Fixed income securities markets may, in response to governmental intervention, economic or market developments (including potentially a reduction in the number of broker-dealers willing to engage in market-making activity), or other factors, experience periods of increased volatility and reduced liquidity.

**Counterparty Risk:** The possibility that a counterparty to a contract will default or otherwise become unable to honor a financial obligation.

**Liquidity Risk:** The possibility that certain securities or derivatives may be difficult or impossible to sell at the time and the price that would normally prevail in the market. The seller may have to lower the price, sell other securities instead or forego an investment opportunity, any of which could have a negative effect on Fund management or performance.

**Estimated Maturity Risk:** The possibility that an underlying security holder will exercise its right to pay principal on an obligation earlier or later than expected. This may happen when there is a rise or fall in interest rates. These events may shorten or lengthen the duration (*i.e.*, interest rate sensitivity) and potentially reduce the value of these securities.

## Sterling Capital Quality Income Fund

## Summary

**Prepayment/Call Risk:** When mortgages and other obligations are prepaid and when securities are called, the Fund may have to reinvest in securities with a lower yield or fail to recover additional amounts (*i.e.*, premiums) paid for securities with higher interest rates, resulting in an unexpected capital loss. Call risk is the possibility that, during periods of declining interest rates, a bond issuer will “call” — or repay — higher-yielding bonds before their stated maturity date. In both cases, investors receive their principal back and are typically forced to reinvest it in bonds that pay lower interest rates.

**U.S. Government Securities Risk:** The Fund invests in securities issued or guaranteed by the U.S. government or its agencies or instrumentalities (such as Fannie Mae or Freddie Mac securities). Although U.S. government securities issued directly by the U.S. government are guaranteed by the U.S. Treasury, other U.S. government securities issued by an agency or instrumentality of the U.S. government may not be. No assurance can be given that the U.S. government would provide financial support to its agencies and instrumentalities if not required to do so by law.

**Foreign Investment Risk:** Foreign securities involve risks not typically associated with investing in U.S. securities. Foreign securities may be adversely affected by various factors, including currency fluctuations and social, economic or political instability.

**Derivatives Risk:** The possibility that the Fund will suffer a loss from its use of derivatives. The primary risk with many derivatives is that they can amplify a gain or loss, potentially earning or losing substantially more money than the actual cost of the derivative instrument. It is possible that the Fund’s liquid assets may be insufficient to support its obligations under its derivatives positions. The Fund’s use of derivatives such as futures transactions and swap transactions involves other risks, such as the credit risk relating to the other party to a derivative contract (which is heightened for over-the-counter swaps and other derivatives as compared to centrally cleared derivatives), the risk of difficulties in pricing and valuation, and the risk that changes in the value of a derivative may not correlate perfectly with relevant assets, rates or indices. There is also the risk that the Fund may be unable to terminate or sell a derivatives position at an advantageous time or price.

**Mortgage-Backed and Asset-Backed Securities Risk:** Mortgage-backed and other asset-backed securities may be particularly sensitive to changes in prevailing interest rates. Rising interest rates tend to extend the duration of mortgage-backed securities, making them more sensitive to changes in interest rates, and may reduce the market value of the securities. Mortgage-backed securities are also subject to pre-payment risk. Due to their often complicated structures, various mortgage-backed and asset-backed securities may be difficult to value and may constitute illiquid securities. Furthermore, debtors may be entitled to the protection of a number of state and federal consumer protection credit laws with respect to these securities, which may give the debtor the right to avoid or reduce payment.

**Preferred Stock Risk:** Preferred stock represents an interest in a company that generally entitles the holder to receive, in preference to the holders of common stock, dividends and a fixed share of the proceeds resulting from a liquidation of the company. Preferred stocks are generally subordinated in right of payment to all debt obligations and creditors of the issuer.

**Private Placement Risk:** Privately issued securities are restricted securities that are not publicly traded, and may be less liquid than those that are publicly traded. Accordingly, the Fund may not be able to redeem or resell its interests in a privately issued security at an advantageous time or at an advantageous price which may result in a loss to the Fund.

**Average Annual Total Returns** as of December 31, 2020

Summary

Sterling Capital Quality Income Fund

**Mortgage Dollar Roll Risk:** The use of mortgage dollar rolls is a speculative technique involving leverage, and can have an economic effect similar to borrowing money for investment purposes. Mortgage dollar roll transactions involve the risk that the market value of the securities the Fund is required to purchase may decline below the agreed upon repurchase price of those securities. If the broker/dealer to whom the Fund sells securities becomes insolvent, the Fund's right to purchase or repurchase securities may be restricted. Successful use of mortgage dollar rolls may depend upon the ability to correctly predict interest rates and prepayments. These transactions may increase the Fund's portfolio turnover rate.

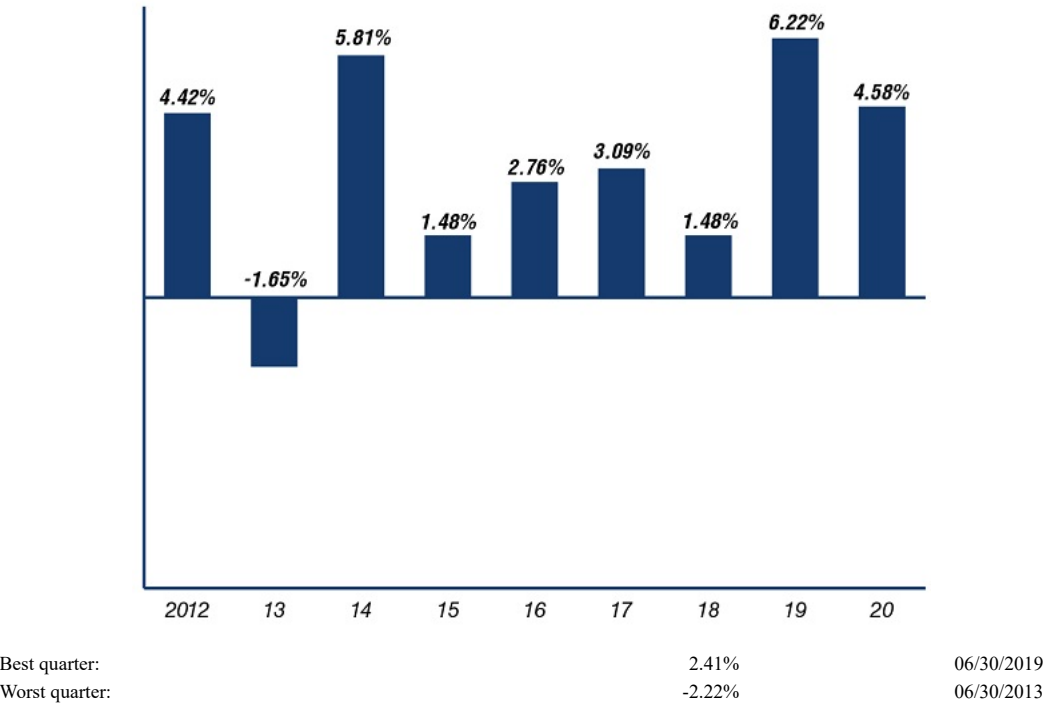
**Operational and Technology Risk:** Cyber-attacks, disruptions, or failures that affect the Fund's service providers, counterparties, market participants, or issuers of securities held by the Fund may adversely affect the Fund and its shareholders, including by causing losses for the Fund or impairing Fund operations.

**Management Risk:** The risk that an investment technique used by the Fund's portfolio manager may fail to produce the intended result.

For more information about the Fund's risks, please see the "Additional Investment Strategies and Risks" section in this Prospectus.

**Performance**  
The following bar chart and table provide some indication of the risks of investing in the Fund. The bar chart shows changes in the Fund's performance from year to year. The table shows how the Fund's average annual returns for 1 and 5 years and since the Fund's inception compared with those of a broad measure of market performance. The Fund's past performance (before and after taxes) is not necessarily an indication of how the Fund will perform in the future. *Updated performance information is available at no cost by visiting [www.sterlingcapitalfunds.com](http://www.sterlingcapitalfunds.com) or by calling 1-800-228-1872.*

Institutional Shares Annual Total Returns for years ended 12/31<sup>(1)</sup>



## Sterling Capital Quality Income Fund

## Summary

	1 Year	5 Years	Since Inception
<b>Institutional Shares<sup>(1)</sup></b>			(6/30/11)
Return Before Taxes	4.58%	3.61%	3.29%
Return After Taxes on Distributions	3.52%	2.40%	2.03%
Return After Taxes on Distributions and Sale of Fund Shares	2.70%	2.23%	1.97%
<b>Bloomberg Barclays U.S. Mortgage Backed Securities Index</b>			(6/30/11)
(reflects no deductions for fees, expenses, or taxes)	3.87%	3.05%	2.86%

(1) Performance of Institutional Shares for periods prior to February 1, 2013 is based on the performance of Class S Shares of the Fund which were redesignated as Institutional Shares as of February 1, 2013.

After-tax returns are calculated using the historical highest individual federal marginal income tax rates and do not reflect the impact of state and local taxes. Actual after-tax returns depend on an investor's tax situation and may differ from those shown. After-tax returns are not relevant to investors who hold their Fund shares through tax-advantaged arrangements such as 401(k) plans or individual retirement accounts.

## Management

**Investment Adviser**  
Sterling Capital Management LLC

**Portfolio Managers**  
Michael Z. Sun, CFA  
Executive Director of Sterling Capital and Co-Portfolio Manager  
Since February 2014

Jeffrey D. Ormsby, CFA  
Executive Director of Sterling Capital and Co-Portfolio Manager  
Since February 2016

Byron G. Mims, CFA  
Executive Director of Sterling Capital and Co-Portfolio Manager  
Since February 2016

## Purchase and Sale of Fund Shares

Account Type	Minimum Initial Investment*	Minimum Subsequent Investment
Regular Account	\$1,000,000	\$0
Automatic Investment Plan	\$1,000,000	\$25

\* Investors purchasing shares through Truist Bank, its affiliates or other financial service providers or intermediaries approved by the Fund and other investors approved by the Fund are not subject to a minimum initial investment requirement.

**Sterling Capital Quality Income Fund****Summary**

You may buy or sell Institutional Shares of the Fund through procedures established by the Fund in connection with the requirements of fiduciary, advisory, agency, custodial and other similar accounts maintained by or on behalf of customers of Truist Bank or one of its affiliates or other financial service providers or intermediaries approved by the Fund. These parties are responsible for transmitting orders by close of business. Institutional Shares are available for purchase on any business day when the New York Stock Exchange (the NYSE) is open for regular trading. Please contact your investment representative or institution or the Funds directly at 1-800-228-1872 for more information regarding purchasing, redeeming and exchanging shares. In addition, Institutional Shares are available for purchase at [www.sterlingcapitalfunds.com](http://www.sterlingcapitalfunds.com).

**Tax Information**

The Fund normally distributes its net investment income and net realized capital gains, if any, to shareholders. These distributions are generally taxable to you as ordinary income or capital gains, unless you are investing through a tax-advantaged arrangement, such as a 401(k) plan (which may be taxable upon withdrawal) or an individual retirement account (which may be taxable upon withdrawal).

**Payments to Broker-Dealers and Other Financial Intermediaries**

If you purchase the Fund through a broker-dealer or other financial intermediary (such as a bank), the Fund and its related companies may pay the intermediary for the sale of Fund shares and related services. These payments may create a conflict of interest by influencing the broker-dealer or other intermediary and your salesperson to recommend the Fund over another investment. Ask your salesperson or visit your financial intermediary's Web site for more information.



## Summary

## Sterling Capital North Carolina Intermediate Tax-Free Fund

Institutional Shares BBNTX

### Investment Objective

The Fund seeks current income exempt from federal and North Carolina income taxes consistent with preservation of capital.

### Fee Table

This table describes the fees and expenses that you may pay if you buy, hold, and sell shares of the Fund. You may pay other fees, such as brokerage commissions and other fees to financial intermediaries, which are not reflected in the tables and examples below.

#### Shareholder Fees (fees paid directly from your investment)

	<b>Institutional Shares</b>
Maximum Sales Charge (load) on Purchases (as a % of offering price)	None
Maximum Deferred Sales Charge (load) (as a % of the lesser of the cost of your shares or their net asset value at the time of redemption)	None
Redemption Fee	None

#### Annual Fund Operating Expenses (expenses that you pay each year as a percentage of the value of your investment)

	<b>Institutional Shares</b>
Management Fees	0.35%
Distribution and Service (12b-1) Fees	0.00%
Other Expenses	0.19%
Acquired Fund Fees and Expenses <sup>(1)</sup>	0.01%
Total Annual Fund Operating Expenses <sup>(1)</sup>	0.55%

<sup>(1)</sup> The Total Annual Fund Operating Expenses in the table above include fees and expenses incurred indirectly by the Fund as a result of its investment in other investment companies. To the extent that the Fund invests in acquired funds, Total Annual Fund Operating Expenses will not correlate to the ratio of expenses to average net assets in the Fund's Financial Highlights since the Financial Highlights reflect actual operating expenses of the Fund and do not include Acquired Fund Fees and Expenses.

#### Example

This example is intended to help you compare the cost of investing in the Fund with the cost of investing in other mutual funds. The example assumes that you invest \$10,000 in the Fund for the time periods indicated and then redeem all of your shares at the end of those periods. The example also assumes, that your investment has a 5% return each year and that the Fund's operating expenses remain the same. Although your actual costs may be higher or lower, based on these assumptions your costs would be:

	<b>1 Year</b>	<b>3 Years</b>	<b>5 Years</b>	<b>10 Years</b>
<b>Institutional Shares</b>	\$56	\$176	\$307	\$689

#### Portfolio Turnover

The Fund pays transaction costs, such as commissions, when it buys and sells securities (or "turns over" its portfolio). A higher portfolio turnover rate may indicate higher transaction costs and may result in higher taxes when Fund shares are held in a taxable account. These costs, which are not reflected in annual fund operating expenses or in the example, affect the Fund's performance. During the most recent fiscal year, the Fund's portfolio turnover rate was 17.06% of the average value of its portfolio.

## Sterling Capital North Carolina Intermediate Tax-Free Fund

### Summary

#### Strategy, Risks and Performance

##### Principal Strategy

As a matter of fundamental policy, the Fund will invest, under normal market conditions, at least 80% of its net assets plus borrowings for investment purposes in investments the income from which is exempt from federal income tax, alternative minimum tax, and North Carolina personal income tax ("North Carolina Tax-Exempt Obligations"). The Fund invests, under normal market conditions, primarily in municipal securities of the State of North Carolina and its political subdivisions that provide income exempt from both federal personal income tax and North Carolina personal income tax. Municipal securities in which the Fund will invest include municipal notes and bonds, general obligation bonds, special revenue bonds, private activity bonds, lease obligations, certificates of participation, variable rate demand notes, and tax-exempt commercial paper. The Fund invests in North Carolina municipal securities only if they are "investment grade" (rated at the time of purchase in one of the four highest rating categories by a nationally recognized statistical rating organization, or are determined by the portfolio manager to be of comparable quality). The Fund will maintain an average duration of 3.5 to 8 years. The Fund's dollar-weighted average maturity is expected to be more than 3 years but less than 10 years. Duration is the expected life of a fixed income security and is used to determine the sensitivity of the security's price to changes in interest rates. Maturity merely measures the time until final payment is due. Unlike maturity, duration accounts for the time until all payments of interest and principal on a security are expected to be made, including how these payments are affected by prepayments and by changes in interest rates.

In managing the Fund's portfolio, the portfolio manager uses a "top down" investment management approach focusing on interest rates and credit quality. The portfolio manager sets, and continually adjusts, a target for the interest rate sensitivity of the Fund's portfolio based on expectations about interest rate movements. The portfolio manager then selects securities consistent with this target based on their individual characteristics.

The portfolio manager may consider selling a security owned by the Fund to reposition the Fund along the yield curve, to adjust the Fund's average maturity or duration, to replace a security with one that the portfolio manager believes offers greater total return potential, or to exit a security whose credit fundamentals are deteriorating.

The Fund is non-diversified and, therefore, may invest in a limited number of issuers.

##### Principal Risks

All investments carry a certain amount of risk and the Fund cannot guarantee that it will achieve its investment objective. An investment in the Fund is not a deposit or obligation of any bank, is not endorsed or guaranteed by any bank and is not insured by the Federal Deposit Insurance Corporation ("FDIC") or any other government agency. You may lose money by investing in the Fund. Below are all of the principal risks of investing in the Fund.

**Interest Rate Risk:** The possibility that the value of the Fund's investments will decline due to an increase in interest rates. Interest rate risk is generally higher for longer-term debt instruments and lower for shorter-term debt instruments.

**State-Specific Risk:** By concentrating its investments in securities issued by North Carolina and its political subdivisions, the Fund may be more vulnerable to unfavorable developments in North Carolina (*e.g.*, adverse changes in North Carolina economic conditions, government policies or tax revenues and expenditures) than funds that are more geographically diversified.



## Sterling Capital North Carolina Intermediate Tax-Free Fund

### Summary

**Credit Risk:** The possibility that an issuer cannot make timely interest and principal payments on its debt securities such as bonds. The lower a security's rating, the greater its credit risk.

**Tax Risk:** The risk that the issuer of the securities will fail to comply with certain requirements of the Internal Revenue Code, which would cause adverse tax consequences. Changes or proposed changes in federal or state tax laws may cause the prices of tax-exempt securities to fall and/or may affect the tax-exempt status of the securities in which the Fund invests.

**Municipal Securities Risk:** Municipal obligations are issued by or on behalf of states, territories and possessions of the United States and their political subdivisions, agencies and instrumentalities and the District of Columbia to obtain funds for various public purposes. Municipal obligations are subject to more credit risk than U.S. government securities that are supported by the full faith and credit of the United States. The ability of municipalities to meet their obligations will depend on the availability of tax and other revenues, economic, political and other conditions within the state and municipality, and the underlying fiscal condition of the state and municipality. As with other fixed income securities, municipal securities also expose their holders to market risk because their values typically change as interest rates fluctuate.

**Non-Diversified Risk:** Because the Fund is non-diversified, it may invest a greater percentage of its assets in a particular issuer compared with other funds. Accordingly, the Fund's portfolio may be more sensitive to changes in the market value of a single issuer or industry.

**Prepayment/Call Risk:** When obligations are prepaid and when securities are called, the Fund may have to reinvest in securities with a lower yield or fail to recover additional amounts (*i.e.*, premiums) paid for securities with higher interest rates, resulting in an unexpected capital loss. Call risk is the possibility that, during periods of declining interest rates, a bond issuer will "call" — or repay — higher-yielding bonds before their stated maturity date. In both cases, investors receive their principal back and are typically forced to reinvest it in bonds that pay lower interest rates.

**Estimated Maturity Risk:** The possibility that an underlying security holder will exercise its right to pay principal on an obligation earlier or later than expected. This may happen when there is a rise or fall in interest rates. These events may shorten or lengthen the duration (*i.e.*, interest rate sensitivity) and potentially reduce the value of these securities.

**Income Risk:** The possibility that the Fund's income will decline due to a decrease in interest rates. Income risk is generally higher for shorter-term bonds and lower for longer-term bonds.

**Fixed Income Market Risk:** Fixed income securities markets may, in response to governmental intervention, economic or market developments (including potentially a reduction in the number of broker-dealers willing to engage in market-making activity), or other factors, experience periods of increased volatility and reduced liquidity.

**Counterparty Risk:** The possibility that a counterparty to a contract will default or otherwise become unable to honor a financial obligation.

**Operational and Technology Risk:** Cyber-attacks, disruptions, or failures that affect the Fund's service providers, counterparties, market participants, or issuers of securities held by the Fund may adversely affect the Fund and its shareholders, including by causing losses for the Fund or impairing Fund operations.

**Average Annual Total Returns** as of December 31, 2020

Sterling Capital North Carolina Intermediate Tax-Free Fund

Summary

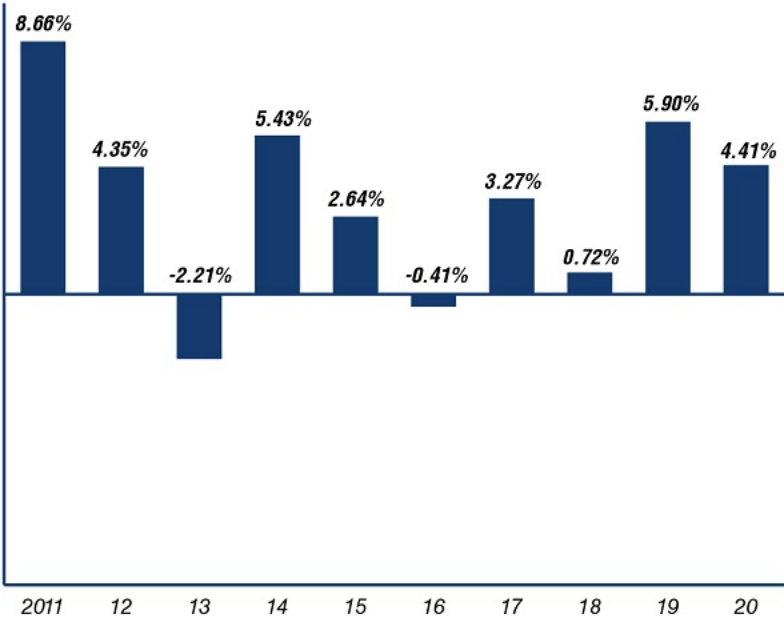
**Management Risk:** The risk that an investment technique used by the Fund’s portfolio manager may fail to produce the intended result.

For more information about the Fund’s risks, please see the “Additional Investment Strategies and Risks” section in this Prospectus.

Performance

The following bar chart and table provide some indication of the risks of investing in the Fund. The bar chart shows changes in the Fund’s performance from year to year. The table shows how the Fund’s average annual returns for 1, 5 and 10 years compared with those of a broad measure of market performance. The Fund’s past performance (before and after taxes) is not necessarily an indication of how the Fund will perform in the future. *Updated performance information is available at no cost by visiting [www.sterlingcapitalfunds.com](http://www.sterlingcapitalfunds.com) or by calling 1-800-228-1872.*

Institutional Shares Annual Total Returns for years ended 12/31



Best quarter:	3.11%	06/30/2011
Worst quarter:	-3.26%	12/31/2016

	1 Year	5 Years	10 Years
<b>Institutional Shares</b>			
Return Before Taxes	4.41%	2.75%	3.23%
Return After Taxes on Distributions	4.38%	2.72%	3.18%
Return After Taxes on Distributions and Sale of Fund Shares	3.33%	2.62%	3.06%
<b>ICE BofA Merrill Lynch 2-17 Year Municipal Bond Index</b>			
(reflects no deductions for fees, expenses, or taxes)	4.81%	3.50%	4.05%

Sterling Capital North Carolina Intermediate Tax-Free Fund

Summary

After-tax returns are calculated using the historical highest individual federal marginal income tax rates and do not reflect the impact of state and local taxes. Actual after-tax returns depend on an investor’s tax situation and may differ from those shown. After-tax returns are not relevant to investors who hold their Fund shares through tax-advantaged arrangements such as 401(k) plans or individual retirement accounts.

Management

**Investment Adviser**  
Sterling Capital Management LLC (“Sterling Capital”)

**Portfolio Managers**  
Robert F. Millikan, CFA  
Executive Director of Sterling Capital and Lead Portfolio Manager  
Since February 2000

Michael P. McVicker  
Executive Director of Sterling Capital  
and Associate Portfolio Manager  
Since February 2016

Purchase and Sale of Fund Shares

Account Type	Minimum Initial Investment*	Minimum Subsequent Investment
Regular Account	\$1,000,000	\$0
Automatic Investment Plan	\$1,000,000	\$25

\* Investors purchasing shares through Truist Bank, its affiliates or other financial service providers or intermediaries approved by the Fund and other investors approved by the Fund are not subject to a minimum initial investment requirement.

You may buy or sell Institutional Shares of the Fund through procedures established by the Fund in connection with the requirements of fiduciary, advisory, agency, custodial and other similar accounts maintained by or on behalf of customers of Truist Bank or one of its affiliates or other financial service providers or intermediaries approved by the Fund. These parties are responsible for transmitting orders by close of business. Institutional Shares are available for purchase on any business day when the New York Stock Exchange (the NYSE) is open for regular trading. Please contact your investment representative or institution or the Funds directly at 1-800-228-1872 for more information regarding purchasing, redeeming and exchanging shares. In addition, Institutional Shares are available for purchase at [www.sterlingcapitalfunds.com](http://www.sterlingcapitalfunds.com).

Tax Information

Distributions of the Fund’s net interest income from tax-exempt securities generally are not subject to federal income tax, but may be subject to the federal alternative minimum tax and to state and local taxes. Distributions of the Fund’s net interest income from North Carolina Tax-Exempt Obligations generally are not subject to North Carolina personal income tax. A portion of the Fund’s distributions may not qualify as exempt-interest dividends; such distributions will generally be taxable to you as ordinary income or capital gains, unless you are investing through a tax-advantaged arrangement, such as a 401(k) plan (which may be taxable upon withdrawal) or an individual retirement plan (which may be taxable upon withdrawal).

**Sterling Capital North Carolina Intermediate Tax-Free Fund****Summary****Payments to Broker-Dealers and Other Financial Intermediaries**

If you purchase the Fund through a broker-dealer or other financial intermediary (such as a bank), the Fund and its related companies may pay the intermediary for the sale of Fund shares and related services. These payments may create a conflict of interest by influencing the broker-dealer or other intermediary and your salesperson to recommend the Fund over another investment. Ask your salesperson or visit your financial intermediary's Web site for more information.

191



## Summary

## Sterling Capital South Carolina Intermediate Tax-Free Fund

### Institutional Shares BSCIX

### Investment Objective

The Fund seeks current income exempt from federal and South Carolina income taxes consistent with preservation of capital.

### Fee Table

This table describes the fees and expenses that you may pay if you buy, hold, and sell shares of the Fund. You may pay other fees, such as brokerage commissions and other fees to financial intermediaries, which are not reflected in the tables and examples below.

#### Shareholder Fees (fees paid directly from your investment)

	Institutional Shares
Maximum Sales Charge (load) on Purchases (as a % of offering price)	None
Maximum Deferred Sales Charge (load) (as a % of the lesser of the cost of your shares or their net asset value at the time of redemption)	None
Redemption Fee	None

#### Annual Fund Operating Expenses (expenses that you pay each year as a percentage of the value of your investment)

	Institutional Shares
Management Fees	0.35%
Distribution and Service (12b-1) Fees	0.00%
Other Expenses	0.21%
Total Annual Fund Operating Expenses	0.56%

#### Example

This example is intended to help you compare the cost of investing in the Fund with the cost of investing in other mutual funds. The example assumes that you invest \$10,000 in the Fund for the time periods indicated and then redeem all of your shares at the end of those periods. The example also assumes, that your investment has a 5% return each year and that the Fund's operating expenses remain the same. Although your actual costs may be higher or lower, based on these assumptions your costs would be:

	1 Year	3 Years	5 Years	10 Years
Institutional Shares	\$57	\$179	\$313	\$701

#### Portfolio Turnover

The Fund pays transaction costs, such as commissions, when it buys and sells securities (or "turns over" its portfolio). A higher portfolio turnover rate may indicate higher transaction costs and may result in higher taxes when Fund shares are held in a taxable account. These costs, which are not reflected in annual fund operating expenses or in the example, affect the Fund's performance. During the most recent fiscal year, the Fund's portfolio turnover rate was 4.84% of the average value of its portfolio.

**Sterling Capital South Carolina Intermediate Tax-Free Fund****Summary****Strategy, Risks and Performance****Principal Strategy**

As a matter of fundamental policy, the Fund will invest, under normal market conditions, at least 80% of its net assets plus borrowings for investment purposes in investments the income from which is exempt from federal income tax, alternative minimum tax, and South Carolina personal income tax ("South Carolina Tax-Exempt Obligations"). The Fund invests, under normal market conditions, primarily in municipal securities of the State of South Carolina and its political subdivisions that provide income exempt from both federal personal income tax and South Carolina personal income tax. Municipal securities in which the Fund will invest include municipal notes and bonds, general obligation bonds, special revenue bonds, private activity bonds, lease obligations, certificates of participation, variable rate demand notes, and tax-exempt commercial paper. The Fund invests in South Carolina municipal securities only if they are "investment grade" (rated at the time of purchase in one of the four highest rating categories by a nationally recognized statistical rating organization, or are determined by the portfolio manager to be of comparable quality). The Fund will maintain an average duration of 3.5 to 8 years. The Fund's dollar-weighted average maturity is expected to be more than 3 years but less than 10 years. Duration is the expected life of a fixed income security and is used to determine the sensitivity of the security's price to changes in interest rates. Maturity merely measures the time until final payment is due. Unlike maturity, duration accounts for the time until all payments of interest and principal on a security are expected to be made, including how these payments are affected by prepayments and by changes in interest rates.

In managing the Fund's portfolio, the portfolio manager uses a "top down" investment management approach focusing on interest rates and credit quality. The portfolio manager sets, and continually adjusts, a target for the interest rate sensitivity of the Fund's portfolio based on expectations about interest rate movements. The portfolio manager then selects securities consistent with this target based on their individual characteristics.

The portfolio manager may consider selling a security owned by the Fund to reposition the Fund along the yield curve, to adjust the Fund's average maturity or duration, to replace a security with one that the portfolio manager believes offers greater total return potential, or to exit a security whose credit fundamentals are deteriorating.

The Fund is non-diversified and, therefore, may invest in a limited number of issuers.

**Principal Risks**

All investments carry a certain amount of risk and the Fund cannot guarantee that it will achieve its investment objective. An investment in the Fund is not a deposit or obligation of any bank, is not endorsed or guaranteed by any bank and is not insured by the Federal Deposit Insurance Corporation ("FDIC") or any other government agency. You may lose money by investing in the Fund. Below are all of the principal risks of investing in the Fund.

**Interest Rate Risk:** The possibility that the value of the Fund's investments will decline due to an increase in interest rates. Interest rate risk is generally higher for longer-term debt instruments and lower for shorter-term debt instruments.

**State-Specific Risk:** By concentrating its investments in securities issued by South Carolina and its political subdivisions, the Fund may be more vulnerable to unfavorable developments in South Carolina (*e.g.*, adverse changes in South Carolina economic conditions, government policies or tax revenues and expenditures) than funds that are more geographically diversified.

## Sterling Capital South Carolina Intermediate Tax-Free Fund

## Summary

**Credit Risk:** The possibility that an issuer cannot make timely interest and principal payments on its debt securities such as bonds. The lower a security's rating, the greater its credit risk.

**Tax Risk:** The risk that the issuer of the securities will fail to comply with certain requirements of the Internal Revenue Code, which would cause adverse tax consequences. Changes or proposed changes in federal or state tax laws may cause the prices of tax-exempt securities to fall and/or may affect the tax-exempt status of the securities in which the Fund invests.

**Municipal Securities Risk:** Municipal obligations are issued by or on behalf of states, territories and possessions of the United States and their political subdivisions, agencies and instrumentalities and the District of Columbia to obtain funds for various public purposes. Municipal obligations are subject to more credit risk than U.S. government securities that are supported by the full faith and credit of the United States. The ability of municipalities to meet their obligations will depend on the availability of tax and other revenues, economic, political and other conditions within the state and municipality, and the underlying fiscal condition of the state and municipality. As with other fixed income securities, municipal securities also expose their holders to market risk because their values typically change as interest rates fluctuate.

**Non-Diversified Risk:** Because the Fund is non-diversified, it may invest a greater percentage of its assets in a particular issuer compared with other funds. Accordingly, the Fund's portfolio may be more sensitive to changes in the market value of a single issuer or industry.

**Prepayment/Call Risk:** When obligations are prepaid and when securities are called, the Fund may have to reinvest in securities with a lower yield or fail to recover additional amounts (*i.e.*, premiums) paid for securities with higher interest rates, resulting in an unexpected capital loss. Call risk is the possibility that, during periods of declining interest rates, a bond issuer will "call" — or repay — higher-yielding bonds before their stated maturity date. In both cases, investors receive their principal back and are typically forced to reinvest it in bonds that pay lower interest rates.

**Estimated Maturity Risk:** The possibility that an underlying security holder will exercise its right to pay principal on an obligation earlier or later than expected. This may happen when there is a rise or fall in interest rates. These events may shorten or lengthen the duration (*i.e.*, interest rate sensitivity) and potentially reduce the value of these securities.

**Income Risk:** The possibility that the Fund's income will decline due to a decrease in interest rates. Income risk is generally higher for shorter-term bonds and lower for longer-term bonds.

**Fixed Income Market Risk:** Fixed income securities markets may, in response to governmental intervention, economic or market developments (including potentially a reduction in the number of broker-dealers willing to engage in market-making activity), or other factors, experience periods of increased volatility and reduced liquidity.

**Counterparty Risk:** The possibility that a counterparty to a contract will default or otherwise become unable to honor a financial obligation.

**Operational and Technology Risk:** Cyber-attacks, disruptions, or failures that affect the Fund's service providers, counterparties, market participants, or issuers of securities held by the Fund may adversely affect the Fund and its shareholders, including by causing losses for the Fund or impairing Fund operations.

**Average Annual Total Returns** as of December 31, 2020<sup>(1)</sup>

## Sterling Capital South Carolina Intermediate Tax-Free Fund

### Summary

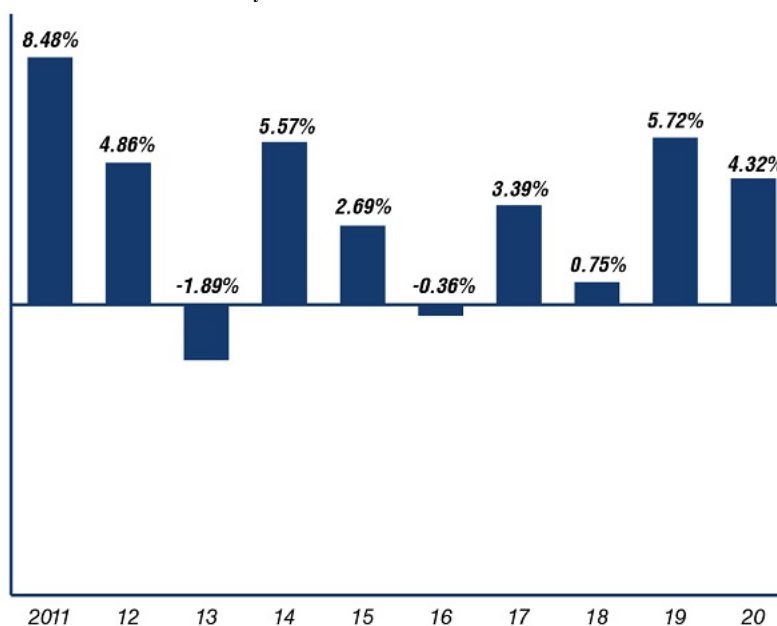
**Management Risk:** The risk that an investment technique used by the Fund's portfolio manager may fail to produce the intended result.

For more information about the Fund's risks, please see the "Additional Investment Strategies and Risks" section in this Prospectus.

#### Performance

The following bar chart and table provide some indication of the risks of investing in the Fund. The bar chart shows changes in the Fund's performance from year to year. The table shows how the Fund's average annual returns for 1, 5 and 10 years compared with those of a broad measure of market performance. The Fund's past performance (before and after taxes) is not necessarily an indication of how the Fund will perform in the future. *Updated performance information is available at no cost by visiting [www.sterlingcapitalfunds.com](http://www.sterlingcapitalfunds.com) or by calling 1-800-228-1872.*

#### Institutional Shares Annual Total Returns for years ended 12/31



Average Annual Total Returns as of December 31, 2020<sup>(1)</sup>

Best quarter:	2.98%	06/30/2011
Worst quarter:	-3.07%	06/30/2013

	1 Year	5 Years	10 Years
<b>Institutional Shares</b>			
Return Before Taxes	4.32%	2.74%	3.31%
Return After Taxes on Distributions	4.32%	2.73%	3.27%
Return After Taxes on Distributions and Sale of Fund Shares	3.37%	2.57%	3.08%
<b>ICE BofA Merrill Lynch 2-17 Year Municipal Bond Index</b>			
(reflects no deductions for fees, expenses, or taxes)	4.81%	3.50%	4.05%



Sterling Capital South Carolina Intermediate Tax-Free Fund

Summary

After-tax returns are calculated using the historical highest individual federal marginal income tax rates and do not reflect the impact of state and local taxes. Actual after-tax returns depend on an investor’s tax situation and may differ from those shown. After-tax returns are not relevant to investors who hold their Fund shares through tax-advantaged arrangements such as 401(k) plans or individual retirement accounts.

Management

**Investment Adviser**  
Sterling Capital Management LLC (“Sterling Capital”)

**Portfolio Managers**  
Robert F. Millikan, CFA  
Executive Director of Sterling Capital and Lead Portfolio Manager  
Since February 2000

Michael P. McVicker  
Executive Director of Sterling Capital  
and Associate Portfolio Manager  
Since February 2016

Purchase and Sale of Fund Shares

Account Type	Minimum Initial Investment*	Minimum Subsequent Investment
Regular Account	\$1,000,000	\$0
Automatic Investment Plan	\$1,000,000	\$25

\* Investors purchasing shares through Truist Bank, its affiliates or other financial service providers or intermediaries approved by the Fund and other investors approved by the Fund are not subject to a minimum initial investment requirement.

You may buy or sell Institutional Shares of the Fund through procedures established by the Fund in connection with the requirements of fiduciary, advisory, agency, custodial and other similar accounts maintained by or on behalf of customers of Truist Bank or one of its affiliates or other financial service providers or intermediaries approved by the Fund. These parties are responsible for transmitting orders by close of business. Institutional Shares are available for purchase on any business day when the New York Stock Exchange (the NYSE) is open for regular trading. Please contact your investment representative or institution or the Funds directly at 1-800-228-1872 for more information regarding purchasing, redeeming and exchanging shares. In addition, Institutional Shares are available for purchase at [www.sterlingcapitalfunds.com](http://www.sterlingcapitalfunds.com).

Tax Information

Distributions of the Fund’s net interest income from tax-exempt securities generally are not subject to federal income tax, but may be subject to the federal alternative minimum tax and to state and local taxes. Distributions of the Fund’s net interest income from South Carolina Tax-Exempt Obligations generally are not subject to South Carolina personal income tax. A portion of the Fund’s distributions may not qualify as exempt-interest dividends; such distributions will generally be taxable to you as ordinary income or capital gains, unless you are investing through a tax-advantaged arrangement, such as a 401(k) plan (which may be taxable upon withdrawal) or an individual retirement plan (which may be taxable upon withdrawal).

**Sterling Capital South Carolina Intermediate Tax-Free Fund****Summary****Payments to Broker-Dealers and Other Financial Intermediaries**

If you purchase the Fund through a broker-dealer or other financial intermediary (such as a bank), the Fund and its related companies may pay the intermediary for the sale of Fund shares and related services. These payments may create a conflict of interest by influencing the broker-dealer or other intermediary and your salesperson to recommend the Fund over another investment. Ask your salesperson or visit your financial intermediary's Web site for more information.

197



## Summary

## Sterling Capital Virginia Intermediate Tax-Free Fund

### Institutional Shares BVATX

### Investment Objective

The Fund seeks current income exempt from federal and Virginia income taxes consistent with preservation of capital.

### Fee Table

This table describes the fees and expenses that you may pay if you buy, hold, and sell shares of the Fund. You may pay other fees, such as brokerage commissions and other fees to financial intermediaries, which are not reflected in the tables and examples below.

#### Shareholder Fees (fees paid directly from your investment)

	<b>Institutional Shares</b>
Maximum Sales Charge (load) on Purchases (as a % of offering price)	None
Maximum Deferred Sales Charge (load) (as a % of the lesser of the cost of your shares or their net asset value at the time of redemption)	None
Redemption Fee	None

#### Annual Fund Operating Expenses (expenses that you pay each year as a percentage of the value of your investment)

	<b>Institutional Shares</b>
Management Fees	0.35%
Distribution and Service (12b-1) Fees	0.00%
Other Expenses	0.21%
Total Annual Fund Operating Expenses	0.56%

#### Example

This example is intended to help you compare the cost of investing in the Fund with the cost of investing in other mutual funds. The example assumes that you invest \$10,000 in the Fund for the time periods indicated and then redeem all of your shares at the end of those periods. The example also assumes, that your investment has a 5% return each year and that the Fund's operating expenses remain the same. Although your actual costs may be higher or lower, based on these assumptions your costs would be:

	<b>1 Year</b>	<b>3 Years</b>	<b>5 Years</b>	<b>10 Years</b>
<b>Institutional Shares</b>	\$57	\$179	\$313	\$701

#### Portfolio Turnover

The Fund pays transaction costs, such as commissions, when it buys and sells securities (or "turns over" its portfolio). A higher portfolio turnover rate may indicate higher transaction costs and may result in higher taxes when Fund shares are held in a taxable account. These costs, which are not reflected in annual fund operating expenses or in the example, affect the Fund's performance. During the most recent fiscal year, the Fund's portfolio turnover rate was 15.44% of the average value of its portfolio.

## Sterling Capital Virginia Intermediate Tax-Free Fund

## Summary

## Strategy, Risks and Performance

**Principal Strategy**

As a matter of fundamental policy, the Fund will invest, under normal market conditions, at least 80% of its net assets plus borrowings for investment purposes in investments the income from which is exempt from federal income tax, alternative minimum tax, and Virginia personal income tax ("Virginia Tax-Exempt Obligations"). The Fund invests, under normal market conditions, primarily in municipal securities of the Commonwealth of Virginia and its political subdivisions that provide income exempt from both federal personal income tax and Virginia personal income tax. Municipal securities in which the Fund will invest include municipal notes and bonds, general obligation bonds, special revenue bonds, private activity bonds, lease obligations, certificates of participation, variable rate demand notes, and tax-exempt commercial paper. The Fund invests in Virginia municipal securities only if they are "investment grade" (rated at the time of purchase in one of the four highest rating categories by a nationally recognized statistical rating organization, or are determined by the portfolio manager to be of comparable quality). The Fund will maintain an average duration of 3.5 to 8 years. The Fund's dollar-weighted average maturity is expected to be more than 3 years but less than 10 years. Duration is the expected life of a fixed income security and is used to determine the sensitivity of the security's price to changes in interest rates. Maturity merely measures the time until final payment is due. Unlike maturity, duration accounts for the time until all payments of interest and principal on a security are expected to be made, including how these payments are affected by prepayments and by changes in interest rates.

In managing the Fund's portfolio, the portfolio manager uses a "top down" investment management approach focusing on interest rates and credit quality. The portfolio manager sets, and continually adjusts, a target for the interest rate sensitivity of the Fund's portfolio based on expectations about interest rate movements. The portfolio manager then selects securities consistent with this target based on their individual characteristics.

The portfolio manager may consider selling a security owned by the Fund to reposition the Fund along the yield curve, to adjust the Fund's average maturity or duration, to replace a security with one that the portfolio manager believes offers greater total return potential, or to exit a security whose credit fundamentals are deteriorating.

The Fund is non-diversified and, therefore, may invest in a limited number of issuers.

**Principal Risks**

All investments carry a certain amount of risk and the Fund cannot guarantee that it will achieve its investment objective. An investment in the Fund is not a deposit or obligation of any bank, is not endorsed or guaranteed by any bank and is not insured by the Federal Deposit Insurance Corporation ("FDIC") or any other government agency. You may lose money by investing in the Fund. Below are all of the principal risks of investing in the Fund.

**Interest Rate Risk:** The possibility that the value of the Fund's investments will decline due to an increase in interest rates. Interest rate risk is generally higher for longer-term debt instruments and lower for shorter-term debt instruments.

**State-Specific Risk:** By concentrating its investments in securities issued by Virginia and its political subdivisions, the Fund may be more vulnerable to unfavorable developments in Virginia (*e.g.*, adverse changes in Virginia economic conditions, government policies or tax revenues and expenditures) than funds that are more geographically diversified.

## Sterling Capital Virginia Intermediate Tax-Free Fund

## Summary

**Credit Risk:** The possibility that an issuer cannot make timely interest and principal payments on its debt securities such as bonds. The lower a security's rating, the greater its credit risk.

**Tax Risk:** The risk that the issuer of the securities will fail to comply with certain requirements of the Internal Revenue Code, which would cause adverse tax consequences. Changes or proposed changes in federal or state tax laws may cause the prices of tax-exempt securities to fall and/or may affect the tax-exempt status of the securities in which the Fund invests.

**Municipal Securities Risk:** Municipal obligations are issued by or on behalf of states, territories and possessions of the United States and their political subdivisions, agencies and instrumentalities and the District of Columbia to obtain funds for various public purposes. Municipal obligations are subject to more credit risk than U.S. government securities that are supported by the full faith and credit of the United States. The ability of municipalities to meet their obligations will depend on the availability of tax and other revenues, economic, political and other conditions within the state and municipality, and the underlying fiscal condition of the state and municipality. As with other fixed income securities, municipal securities also expose their holders to market risk because their values typically change as interest rates fluctuate.

**Non-Diversified Risk:** Because the Fund is non-diversified, it may invest a greater percentage of its assets in a particular issuer compared with other funds. Accordingly, the Fund's portfolio may be more sensitive to changes in the market value of a single issuer or industry.

**Prepayment/Call Risk:** When obligations are prepaid and when securities are called, the Fund may have to reinvest in securities with a lower yield or fail to recover additional amounts (*i.e.*, premiums) paid for securities with higher interest rates, resulting in an unexpected capital loss. Call risk is the possibility that, during periods of declining interest rates, a bond issuer will "call" — or repay — higher-yielding bonds before their stated maturity date. In both cases, investors receive their principal back and are typically forced to reinvest it in bonds that pay lower interest rates.

**Estimated Maturity Risk:** The possibility that an underlying security holder will exercise its right to pay principal on an obligation earlier or later than expected. This may happen when there is a rise or fall in interest rates. These events may shorten or lengthen the duration (*i.e.*, interest rate sensitivity) and potentially reduce the value of these securities.

**Income Risk:** The possibility that the Fund's income will decline due to a decrease in interest rates. Income risk is generally higher for shorter-term bonds and lower for longer-term bonds.

**Fixed Income Market Risk:** Fixed income securities markets may, in response to governmental intervention, economic or market developments (including potentially a reduction in the number of broker-dealers willing to engage in market-making activity), or other factors, experience periods of increased volatility and reduced liquidity.

**Counterparty Risk:** The possibility that a counterparty to a contract will default or otherwise become unable to honor a financial obligation.

**Operational and Technology Risk:** Cyber-attacks, disruptions, or failures that affect the Fund's service providers, counterparties, market participants, or issuers of securities held by the Fund may adversely affect the Fund and its shareholders, including by causing losses for the Fund or impairing Fund operations.

The Fund seeks long-term capital appreciation.

Sterling Capital Virginia Intermediate Tax-Free Fund

Summary

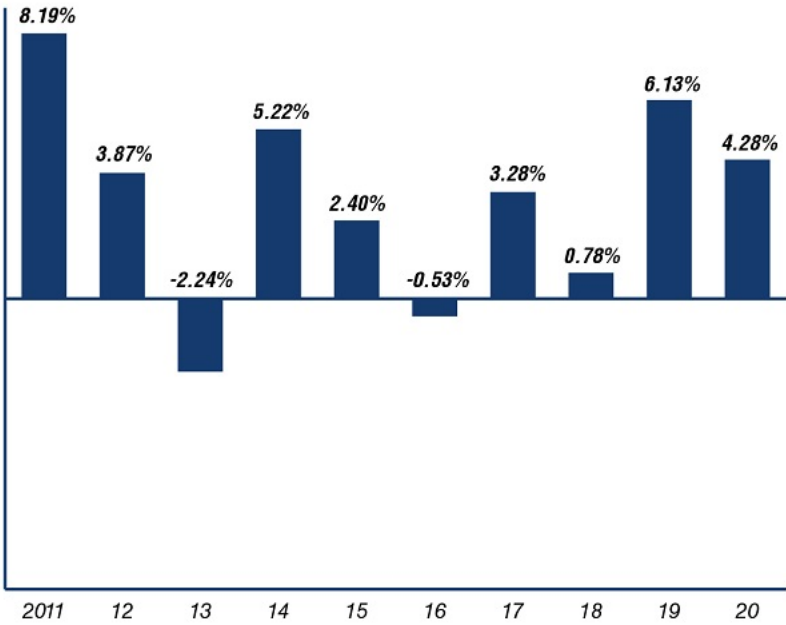
**Management Risk:** The risk that an investment technique used by the Fund’s portfolio manager may fail to produce the intended result.

For more information about the Fund’s risks, please see the “Additional Investment Strategies and Risks” section in this Prospectus.

Performance

The following bar chart and table provide some indication of the risks of investing in the Fund. The bar chart shows changes in the Fund’s performance from year to year. The table shows how the Fund’s average annual returns for 1, 5 and 10 years compared with those of a broad measure of market performance. The Fund’s past performance (before and after taxes) is not necessarily an indication of how the Fund will perform in the future. *Updated performance information is available at no cost by visiting [www.sterlingcapitalfunds.com](http://www.sterlingcapitalfunds.com) or by calling 1-800-228-1872.*

Institutional Shares Annual Total Returns for years ended 12/31



Best quarter:	2.97%	06/30/2011
Worst quarter:	-3.44%	12/31/2016

	1 Year	5 Years	10 Years
<b>Institutional Shares</b>			
Return Before Taxes	4.28%	2.76%	3.10%
Return After Taxes on Distributions	4.18%	2.70%	3.02%
Return After Taxes on Distributions and Sale of Fund Shares	3.29%	2.59%	2.92%
<b>ICE BofA Merrill Lynch 2-17 Year Municipal Bond Index</b>			
(reflects no deductions for fees, expenses, or taxes)	4.81%	3.50%	4.05%

Sterling Capital Virginia Intermediate Tax-Free Fund

Summary

After-tax returns are calculated using the historical highest individual federal marginal income tax rates and do not reflect the impact of state and local taxes. Actual after-tax returns depend on an investor’s tax situation and may differ from those shown. After-tax returns are not relevant to investors who hold their Fund shares through tax-advantaged arrangements such as 401(k) plans or individual retirement accounts.

Management

**Investment Adviser**  
Sterling Capital Management LLC (“Sterling Capital”)

**Portfolio Managers**  
Robert F. Millikan, CFA  
Executive Director of Sterling Capital and Lead Portfolio Manager  
Since February 2000

Michael P. McVicker  
Executive Director of Sterling Capital  
and Associate Portfolio Manager  
Since February 2016

Purchase and Sale of Fund Shares

Account Type	Minimum Initial Investment*	Minimum Subsequent Investment
Regular Account	\$1,000,000	\$0
Automatic Investment Plan	\$1,000,000	\$25

\* Investors purchasing shares through Truist Bank, its affiliates or other financial service providers or intermediaries approved by the Fund and other investors approved by the Fund are not subject to a minimum initial investment requirement.

You may buy or sell Institutional Shares of the Fund through procedures established by the Fund in connection with the requirements of fiduciary, advisory, agency, custodial and other similar accounts maintained by or on behalf of customers of Truist Bank or one of its affiliates or other financial service providers or intermediaries approved by the Fund. These parties are responsible for transmitting orders by close of business. Institutional Shares are available for purchase on any business day when the New York Stock Exchange (the NYSE) is open for regular trading. Please contact your investment representative or institution or the Funds directly at 1-800-228-1872 for more information regarding purchasing, redeeming and exchanging shares. In addition, Institutional Shares are available for purchase at [www.sterlingcapitalfunds.com](http://www.sterlingcapitalfunds.com).

Tax Information

Distributions of the Fund’s net interest income from tax-exempt securities generally are not subject to federal income tax, but may be subject to the federal alternative minimum tax and to state and local taxes. Distributions of the Fund’s net interest income from Virginia Tax-Exempt Obligations generally are not subject to Virginia personal income tax. A portion of the Fund’s distributions may not qualify as exempt-interest dividends; such distributions will generally be taxable to you as ordinary income or capital gains, unless you are investing through a tax-advantaged arrangement, such as a 401(k) plan (which may be taxable upon withdrawal) or an individual retirement plan (which may be taxable upon withdrawal).

**Sterling Capital Virginia Intermediate Tax-Free Fund****Summary****Payments to Broker-Dealers and Other Financial Intermediaries**

If you purchase the Fund through a broker-dealer or other financial intermediary (such as a bank), the Fund and its related companies may pay the intermediary for the sale of Fund shares and related services. These payments may create a conflict of interest by influencing the broker-dealer or other intermediary and your salesperson to recommend the Fund over another investment. Ask your salesperson or visit your financial intermediary's Web site for more information.

203





## Summary

## Sterling Capital West Virginia Intermediate Tax-Free Fund

Institutional Shares OWVAX

### Investment Objective

The Fund seeks current income exempt from federal and West Virginia income taxes consistent with preservation of capital.

### Fee Table

This table describes the fees and expenses that you may pay if you buy, hold, and sell shares of the Fund. You may pay other fees, such as brokerage commissions and other fees to financial intermediaries, which are not reflected in the tables and examples below.

#### Shareholder Fees (fees paid directly from your investment)

	<b>Institutional Shares</b>
Maximum Sales Charge (load) on Purchases (as a % of offering price)	None
Maximum Deferred Sales Charge (load) (as a % of the lesser of the cost of your shares or their net asset value at the time of redemption)	None
Redemption Fee	None

#### Annual Fund Operating Expenses (expenses that you pay each year as a percentage of the value of your investment)

	<b>Institutional Shares</b>
Management Fees	0.35%
Distribution and Service (12b-1) Fees	0.00%
Other Expenses	0.21%
Acquired Fund Fees and Expenses <sup>(1)</sup>	0.01%
Total Annual Fund Operating Expenses <sup>(1)</sup>	0.57%

<sup>(1)</sup> The Total Annual Fund Operating Expenses in the table above include fees and expenses incurred indirectly by the Fund as a result of its investment in other investment companies. To the extent that the Fund invests in acquired funds, Total Annual Fund Operating Expenses will not correlate to the ratio of expenses to average net assets in the Fund's Financial Highlights since the Financial Highlights reflect actual operating expenses of the Fund and do not include Acquired Fund Fees and Expenses.

#### Example

This example is intended to help you compare the cost of investing in the Fund with the cost of investing in other mutual funds. The example assumes that you invest \$10,000 in the Fund for the time periods indicated and then redeem all of your shares at the end of those periods. The example also assumes, that your investment has a 5% return each year and that the Fund's operating expenses remain the same. Although your actual costs may be higher or lower, based on these assumptions your costs would be:

	<b>1 Year</b>	<b>3 Years</b>	<b>5 Years</b>	<b>10 Years</b>
<b>Institutional Shares</b>	\$58	\$183	\$318	\$714

#### Portfolio Turnover

The Fund pays transaction costs, such as commissions, when it buys and sells securities (or "turns over" its portfolio). A higher portfolio turnover rate may indicate higher transaction costs and may result in higher taxes when Fund shares are held in a taxable account. These costs, which are not reflected in annual fund operating expenses or in the example, affect the Fund's performance. During the most recent fiscal year, the Fund's portfolio turnover rate was 3.28% of the average value of its portfolio.

## Sterling Capital West Virginia Intermediate Tax-Free Fund

## Summary

## Strategy, Risks and Performance

**Principal Strategy**

As a matter of fundamental policy, the Fund will invest, under normal market conditions, at least 80% of its net assets plus borrowings for investment purposes in investments the income from which is exempt from federal income tax, alternative minimum tax, and West Virginia personal income tax ("West Virginia Tax-Exempt Obligations"). The Fund invests, under normal market conditions, primarily in municipal securities of West Virginia and its political subdivisions that provide income exempt from both federal personal income tax and West Virginia personal income tax. Municipal securities in which the Fund will invest include municipal notes and bonds, general obligation bonds, special revenue bonds, private activity bonds, lease obligations, certificates of participation, variable rate demand notes, and tax-exempt commercial paper. The Fund invests in West Virginia municipal securities only if they are "investment grade" (rated at the time of purchase in one of the four highest rating categories by a nationally recognized statistical rating organization, or are determined by the portfolio manager to be of comparable quality). The Fund will maintain an average duration of 3.5 to 8 years. The Fund's dollar-weighted average maturity is expected to be more than 3 years but less than 10 years. Duration is the expected life of a fixed income security and is used to determine the sensitivity of the security's price to changes in interest rates. Maturity merely measures the time until final payment is due. Unlike maturity, duration accounts for the time until all payments of interest and principal on a security are expected to be made, including how these payments are affected by prepayments and by changes in interest rates.

In managing the Fund's portfolio, the portfolio manager uses a "top down" investment management approach focusing on interest rates and credit quality. The portfolio manager sets, and continually adjusts, a target for the interest rate sensitivity of the Fund's portfolio based on expectations about interest rate movements. The portfolio manager then selects securities consistent with this target based on their individual characteristics.

The portfolio manager may consider selling a security owned by the Fund to reposition the Fund along the yield curve, to adjust the Fund's average maturity or duration, to replace a security with one that the portfolio manager believes offers greater total return potential, or to exit a security whose credit fundamentals are deteriorating.

The Fund is non-diversified and, therefore, may invest in a limited number of issuers.

**Principal Risks**

All investments carry a certain amount of risk and the Fund cannot guarantee that it will achieve its investment objective. An investment in the Fund is not a deposit or obligation of any bank, is not endorsed or guaranteed by any bank and is not insured by the Federal Deposit Insurance Corporation ("FDIC") or any other government agency. You may lose money by investing in the Fund. Below are all of the principal risks of investing in the Fund.

**Interest Rate Risk:** The possibility that the value of the Fund's investments will decline due to an increase in interest rates. Interest rate risk is generally higher for longer-term debt instruments and lower for shorter-term debt instruments.

**State-Specific Risk:** By concentrating its investments in securities issued by West Virginia and its political subdivisions, the Fund may be more vulnerable to unfavorable developments in West Virginia (e.g., adverse changes in West Virginia economic conditions, government policies or tax revenues and expenditures) than funds that are more geographically diversified.

**Credit Risk:** The possibility that an issuer cannot make timely interest and principal payments on its debt securities such as bonds. The lower a security's rating, the greater its credit risk.

205

**Average Annual Total Returns** as of December 31, 2020<sup>(1)</sup>

**Sterling Capital West Virginia Intermediate Tax-Free Fund****Summary**

**Tax Risk:** The risk that the issuer of the securities will fail to comply with certain requirements of the Internal Revenue Code, which would cause adverse tax consequences. Changes or proposed changes in federal or state tax laws may cause the prices of tax-exempt securities to fall and/or may affect the tax-exempt status of the securities in which the Fund invests.

**Municipal Securities Risk:** Municipal obligations are issued by or on behalf of states, territories and possessions of the United States and their political subdivisions, agencies and instrumentalities and the District of Columbia to obtain funds for various public purposes. Municipal obligations are subject to more credit risk than U.S. government securities that are supported by the full faith and credit of the United States. The ability of municipalities to meet their obligations will depend on the availability of tax and other revenues, economic, political and other conditions within the state and municipality, and the underlying fiscal condition of the state and municipality. As with other fixed income securities, municipal securities also expose their holders to market risk because their values typically change as interest rates fluctuate.

**Non-Diversified Risk:** Because the Fund is non-diversified, it may invest a greater percentage of its assets in a particular issuer compared with other funds. Accordingly, the Fund's portfolio may be more sensitive to changes in the market value of a single issuer or industry.

**Prepayment/Call Risk:** When obligations are prepaid and when securities are called, the Fund may have to reinvest in securities with a lower yield or fail to recover additional amounts (*i.e.*, premiums) paid for securities with higher interest rates, resulting in an unexpected capital loss. Call risk is the possibility that, during periods of declining interest rates, a bond issuer will "call" — or repay — higher-yielding bonds before their stated maturity date. In both cases, investors receive their principal back and are typically forced to reinvest it in bonds that pay lower interest rates.

**Estimated Maturity Risk:** The possibility that an underlying security holder will exercise its right to pay principal on an obligation earlier or later than expected. This may happen when there is a rise or fall in interest rates. These events may shorten or lengthen the duration (*i.e.*, interest rate sensitivity) and potentially reduce the value of these securities.

**Income Risk:** The possibility that the Fund's income will decline due to a decrease in interest rates. Income risk is generally higher for shorter-term bonds and lower for longer-term bonds.

**Fixed Income Market Risk:** Fixed income securities markets may, in response to governmental intervention, economic or market developments (including potentially a reduction in the number of broker-dealers willing to engage in market-making activity), or other factors, experience periods of increased volatility and reduced liquidity.

**Counterparty Risk:** The possibility that a counterparty to a contract will default or otherwise become unable to honor a financial obligation.

**Operational and Technology Risk:** Cyber-attacks, disruptions, or failures that affect the Fund's service providers, counterparties, market participants, or issuers of securities held by the Fund may adversely affect the Fund and its shareholders, including by causing losses for the Fund or impairing Fund operations.

**Management Risk:** The risk that an investment technique used by the Fund's portfolio manager may fail to produce the intended result.

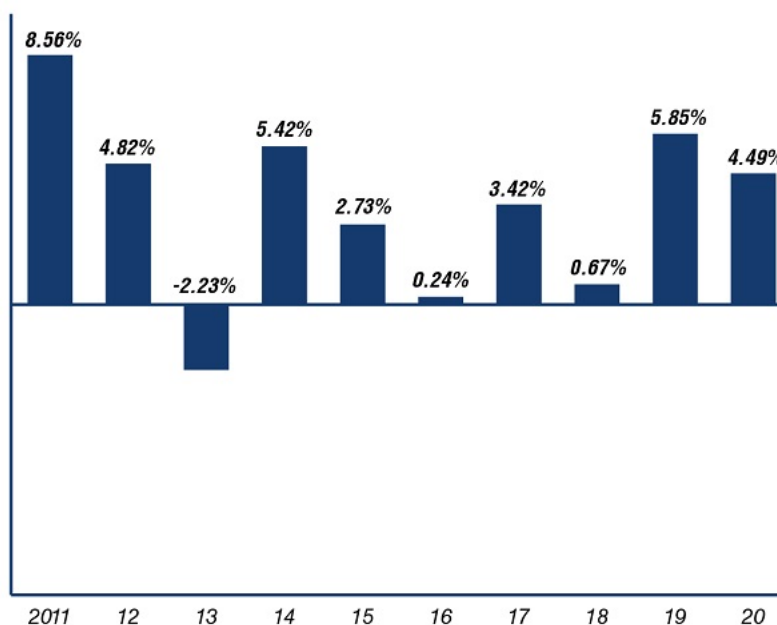
For more information about the Fund's risks, please see the "Additional Investment Strategies and Risks" section in this Prospectus.

## Sterling Capital West Virginia Intermediate Tax-Free Fund

## Summary

**Performance**

The following bar chart and table provide some indication of the risks of investing in the Fund. The bar chart shows changes in the Fund's performance from year to year. The table shows how the Fund's average annual returns for 1, 5 and 10 years compared with those of a broad measure of market performance. The Fund's past performance (before and after taxes) is not necessarily an indication of how the Fund will perform in the future. *Updated performance information is available at no cost by visiting [www.sterlingcapitalfunds.com](http://www.sterlingcapitalfunds.com) or by calling 1-800-228-1872.*

**Institutional Shares Annual Total Returns for years ended 12/31**

Best quarter:	2.81%	06/30/2011
Worst quarter:	-3.12%	06/30/2013

	1 Year	5 Years	10 Years
<b>Institutional Shares</b>			
Return Before Taxes	4.49%	2.91%	3.35%
Return After Taxes on Distributions	4.47%	2.86%	3.28%
Return After Taxes on Distributions and Sale of Fund Shares	3.49%	2.75%	3.17%
<b>ICE BofA Merrill Lynch 2-17 Year Municipal Bond Index</b>			
(reflects no deductions for fees, expenses, or taxes)	4.81%	3.50%	4.05%

After-tax returns are calculated using the historical highest individual federal marginal income tax rates and do not reflect the impact of state and local taxes. Actual after-tax returns depend on an investor's tax situation and may differ from those shown. After-tax returns are not relevant to investors who hold their Fund shares through tax-advantaged arrangements such as 401(k) plans or individual retirement accounts.

Sterling Capital West Virginia Intermediate Tax-Free Fund

Summary

Management

**Investment Adviser**  
Sterling Capital Management LLC (“Sterling Capital”)

**Portfolio Managers**  
Robert F. Millikan, CFA  
Executive Director of Sterling Capital and Lead Portfolio Manager  
Since February 2000

Michael P. McVicker  
Executive Director of Sterling Capital  
and Associate Portfolio Manager  
Since February 2016

Purchase and Sale of Fund Shares

Account Type	Minimum Initial Investment*	Minimum Subsequent Investment
Regular Account	\$1,000,000	\$0
Automatic Investment Plan	\$1,000,000	\$25

\* Investors purchasing shares through Truist Bank, its affiliates or other financial service providers or intermediaries approved by the Fund and other investors approved by the Fund are not subject to a minimum initial investment requirement.

You may buy or sell Institutional Shares of the Fund through procedures established by the Fund in connection with the requirements of fiduciary, advisory, agency, custodial and other similar accounts maintained by or on behalf of customers of Truist Bank or one of its affiliates or other financial service providers or intermediaries approved by the Fund. These parties are responsible for transmitting orders by close of business. Institutional Shares are available for purchase on any business day when the New York Stock Exchange (the NYSE) is open for regular trading. Please contact your investment representative or institution or the Funds directly at 1-800-228-1872 for more information regarding purchasing, redeeming and exchanging shares. In addition, Institutional Shares are available for purchase at [www.sterlingcapitalfunds.com](http://www.sterlingcapitalfunds.com).

Tax Information

Distributions of the Fund’s net interest income from tax-exempt securities generally are not subject to federal income tax, but may be subject to the federal alternative minimum tax and to state and local taxes. Distributions of the Fund’s net interest income from West Virginia Tax-Exempt Obligations generally are not subject to West Virginia personal income tax. A portion of the Fund’s distributions may not qualify as exempt-interest dividends; such distributions will generally be taxable to you as ordinary income or capital gains, unless you are investing through a tax-advantaged arrangement, such as a 401(k) plan (which may be taxable upon withdrawal) or an individual retirement plan (which may be taxable upon withdrawal).

Payments to Broker-Dealers and Other Financial Intermediaries

If you purchase the Fund through a broker-dealer or other financial intermediary (such as a bank), the Fund and its related companies may pay the intermediary for the sale of Fund shares and related services. These payments may create a conflict of interest by influencing the broker-dealer or other intermediary and your salesperson to recommend the Fund over another investment. Ask your salesperson or visit your financial intermediary’s Web site for more information.



## Additional Investment Strategies and Risks

The investment objective and principal investment strategies of each Fund are described under its respective “Investment Objective” and “Strategy, Risks and Performance” section earlier in this Prospectus. The following information supplements the investment objective and principal investment strategies of each Fund and provides additional information regarding non-principal strategies in which a Fund may engage.

### Equity Funds

**Behavioral Large Cap Value Equity Fund, Mid Value Fund, Behavioral Small Cap Value Equity Fund, Special Opportunities Fund, Equity Income Fund, Behavioral International Equity Fund, Stratton Mid Cap Value Fund, Stratton Real Estate Fund, Stratton Small Cap Value Fund and SMID Opportunities Fund (“Equity Funds”)**

**All Equity Funds: Foreign Securities** — Each Fund may invest in foreign securities (including securities of issuers located in emerging markets) through the purchase of American Depositary Receipts (“ADRs”) or the purchase of U.S. traded equity stocks of foreign companies. The Behavioral International Equity Fund may invest without limitation in foreign securities. Other Equity Funds will not invest in foreign securities if immediately after a purchase and as a result of the purchase the total value of foreign securities owned by a Fund would exceed 25% of the value of its total assets (or 30% of the value of its total assets for the Equity Income Fund, the Special Opportunities Fund and SMID Opportunities Fund).

**Stratton Mid Cap Value Fund and Stratton Small Cap Value Fund** — The common stocks in which a Fund invests are of well-established companies that Sterling Capital Management LLC (“Sterling Capital” or the “Adviser”) believes are underpriced based on traditional measures of valuation such as price-to-cash flow and price-to-earnings ratios.

**Stratton Real Estate Fund** — Examples of companies that might be included in Stratton Real Estate Fund portfolio are, but are not limited to, the following: REITs; real estate operating companies; homebuilders; companies engaged in the construction, distribution, sale and financing of manufactured housing; hotel and hotel management companies; real estate brokerage companies and/or management companies; financial institutions that make or service mortgage loans; manufacturers or distributors of construction materials and/or building supplies; mortgage or title insurance companies; lumber, paper, forest product, timber and mining and oil companies; companies with significant real estate holdings such as supermarkets, restaurant chains and retail chains. The Fund may invest in warrants, stock purchase rights of equity securities and non-convertible debt securities.

### Bond Funds

**Ultra Short Bond Fund, Short Duration Bond Fund, Intermediate U.S. Government Fund, Total Return Bond Fund, Corporate Fund and Quality Income Fund (“Taxable Bond Funds”), North Carolina Intermediate Tax-Free Fund, South Carolina Intermediate Tax-Free Fund, Virginia Intermediate Tax-Free Fund and West Virginia Intermediate Tax-Free Fund (“Tax-Free Bond Funds,” together with the Taxable Bond Funds, the “Bond Funds”) (the Bond Funds, together with the Equity Funds, the “Funds”)**

**All Bond Funds (except Ultra Short Bond Fund): Portfolio Maturity** — Certain debt securities such as, but not limited to, mortgage backed securities, collateralized mortgage obligations and asset-backed securities, as well as securities subject to prepayment of principal prior to the stated maturity date, are expected to be repaid prior to their stated maturity dates. As a result, the effective maturity of these securities is expected to be shorter than the stated maturity. For purposes of calculating a Fund’s weighted average portfolio maturity, the effective maturity of these securities will be used.

“Dollar-weighted average maturity” - As used in a Fund’s “Principal Strategy” section, the term dollar-weighted average maturity is derived by multiplying the market value of each investment by the time remaining to its expected maturity, adding these calculations, and then dividing the total by the value of a Fund’s portfolio.

**Ultra Short Bond Fund: Portfolio Maturity** — Certain debt securities such as, but not limited to, mortgage backed securities, collateralized mortgage obligations and asset-backed securities, as well as securities subject to prepayment of principal prior to the stated maturity date, are expected to be repaid prior to their stated maturity dates. As a result, the effective maturity of these securities is expected to be shorter than the stated maturity. For purposes of calculating the Fund’s weighted average portfolio maturity, the weighted average life to maturity of these securities will be used. The weighted average life to maturity of these securities reflects the average time it takes for a dollar of principal of the security to be repaid.

## Additional Investment Strategies and Risks

“Dollar-weighted average maturity” - As used in the Fund’s “Principal Strategy” section, the term dollar-weighted average maturity is derived by multiplying the market value of each investment by the time remaining to its expected maturity, adding these calculations, and then dividing the total by the value of the Fund’s portfolio.

**Ultra Short Bond Fund** — The Fund may invest in shares of other investment companies.

**Short Duration Bond Fund** — The Fund may invest in shares of other investment companies.

**Intermediate U.S. Government Fund** — The Fund may invest up to 20% of its net assets in bonds, notes and debentures of corporate issuers or other non-U.S. government securities. The Fund invests in bonds, notes and debentures only if they are high grade (rated at time of purchase in one of the three highest rating categories by an NRSRO), or are determined by the portfolio manager to be of comparable quality.

**Total Return Bond Fund** — The Fund may also invest in short-term obligations and the shares of other investment companies.

**Corporate Fund** — The Fund may invest in (i) mortgage-backed securities, including commercial mortgage-backed securities and collateralized mortgage obligations and (ii) asset-backed securities.

**Corporate Fund and Quality Income Fund** — The Funds may invest in short-term obligations and the shares of other investment companies.

**North Carolina Intermediate Tax-Free Fund** — For temporary defensive purposes, the Fund may increase its total holdings in tax-exempt obligations other than North Carolina Tax-Exempt Obligations to over 20% of its total assets.

**South Carolina Intermediate Tax-Free Fund** — For temporary defensive purposes, the Fund may increase its holdings in tax-exempt obligations other than South Carolina Tax-Exempt Obligations to over 20% of its total assets.

**Virginia Intermediate Tax-Free Fund** — For temporary defensive purposes, the Fund may increase its holdings in tax-exempt obligations other than Virginia Tax-Exempt Obligations to over 20% of its total assets.

**West Virginia Intermediate Tax-Free Fund** — For temporary defensive purposes, the Fund may increase its holdings in tax-exempt obligations other than West Virginia Tax-Exempt Obligations to over 20% of its total assets.

**All Tax-Free Bond Funds** — Each Fund may invest up to 20% of its net assets in taxable obligations or debt securities, the interest income from which may be subject to the federal alternative minimum tax for individual shareholders.

**Temporary Defensive Measures.** If deemed appropriate under the circumstances, each Tax-Free Bond Fund may invest in cash or securities subject to federal income tax. This may cause a Fund to receive and distribute taxable income to investors, and to that extent to fail to meet its investment objective.

### All Funds

**Active Trading** — Each Fund may trade securities actively, which could increase its transaction costs (thereby lowering its performance) and may increase the amount of taxes that you pay. Frequent and active trading may cause adverse tax consequences for shareholders by increasing the amount of a Fund’s realized capital gains, which in turn may result in increased taxable distributions to shareholders, and by increasing the portion of the Fund’s realized capital gains that are short-term capital gains, which when distributed are generally taxable to shareholders that are individuals at ordinary income rates.

**Emerging and Developed Markets** — The term “developed markets” means those countries included in the MSCI World Index, a global developed markets index, and countries with similar characteristics (*e.g.*, countries that have sustained economic development, sufficient liquidity for listed companies and accessible markets). “Emerging markets” include all markets that are not treated as “developed markets” in the MSCI World Index or MSCI EAFE Index.

**Fundamental Policies** — Any of the policies identified above as fundamental may only be changed with respect to a particular Fund by a vote of a majority of the outstanding shares of that Fund (as defined in the Investment Company Act of 1940, as amended (the “1940 Act”).

## Additional Investment Strategies and Risks

**Large Shareholder Redemptions** — To the extent that a large number of shares of a Fund is held by a single shareholder (*e.g.*, an institutional investor) or by a single intermediary on behalf of shareholders (*e.g.*, a 401(k) plan), the Fund is subject to the risk that a redemption by that shareholder of all or a large portion of its Fund shares will require the Fund to sell securities at disadvantageous prices or otherwise disrupt the Fund's operations.

**Non-Fundamental Policies** — Unless otherwise identified above as fundamental, the investment objectives of the Funds are non-fundamental and may be changed without shareholder approval. Also except as otherwise noted, the investment policies and restrictions described in this Prospectus are also non-fundamental, and may be changed without shareholder approval.

**Investing Share Proceeds** — On days during which there are net purchases of Fund shares, a Fund must invest the proceeds at prevailing market yields or hold cash. If a Fund holds cash, or if the yield of the securities purchases is less than that of the securities already in the portfolio, the Fund's yield will likely decrease. Conversely, net purchases on days on which short term yields rise will cause a Fund's yield to increase. The larger the amount that must be invested or the greater the difference between the yield of the securities purchased and the yield of the existing investments, the greater the impact will be on the yield of a Fund. In the event of significant changes in short term yields or significant net purchases, a Fund retains the discretion to close to new investments. However, a Fund is not required to close, and no assurance can be given that this will be done in any given circumstance.

**Temporary Defensive Measures** — A Fund may, from time to time, take temporary defensive positions that are inconsistent with the Fund's principal investment strategies in attempting to respond to adverse market, economic, political, or other conditions. If deemed appropriate under the circumstances, each Fund may increase its holdings in short-term obligations to up to 100% of its total assets. A Fund may not achieve its investment objective as a result of any such temporary defensive position. Under normal market conditions, the Equity Funds will limit their investment in short-term obligations to 20% of each Fund's total net assets. Such short-term obligations may include money market instruments and repurchase agreements.

### Name Policies

To comply with SEC rules regarding the use of descriptive words in a fund's name, some Funds have adopted policies of investing at least 80% of their net assets plus any borrowings made for investment purposes in specific types of investments or industries. Each Fund's policy is described in its summary description under the heading "Principal Strategy." A Fund will not change its name policy without providing its shareholders at least 60 days' prior written notice. The Funds do not currently include the value of a Fund's investments in derivatives for purposes of calculating compliance with the Funds' name policies. For purposes of the Funds' 80% policies, the Funds will "look-through" investments in investment companies and will include such investments in their respective percentage totals.



## Additional Investment Strategies and Risks

### Investment Practices

The Funds invest in a variety of securities and employ a number of investment techniques. Each security and technique involves certain risks. The following table identifies the securities and techniques each Fund may use as a part of either its principal or non-principal strategy. Equity securities are subject mainly to market risk. Fixed-income securities are primarily influenced by market, credit and prepayment risks, although certain securities may be subject to additional risks. **Following the table is a more complete discussion of risks associated with the securities and investment techniques described below.** You may also consult the statement of additional information (“SAI”) for additional details regarding these and other permissible investments.

Sterling Capital Funds	Asset-Backed Securities	Common Stock	Convertible Securities	Delayed Delivery/When-Issueds	Debt Securities	Derivatives	Emerging Markets	Forward Foreign Currency Contracts	Guaranteed Investment Contracts	High-Yield/High-Risk Debt Securities	Illiquid Securities	Investment Company Securities
Equity Funds												
Behavioral Large Cap Value Equity Fund		X	X	X	X		X	X		X	X	X
Mid Value Fund		X	X	X	X		X	X		X	X	X
Behavioral Small Cap Value Equity Fund		X	X	X	X		X	X		X	X	X
Special Opportunities Fund	X	X	X	X	X		X	X	X	X	X	X
Equity Income Fund	X	X	X	X	X		X	X	X	X	X	X
Behavioral International Equity Fund	X	X	X	X	X		X	X	X	X	X	X
Stratton Mid Cap Value Fund		X	X	X	X		X	X		X	X	X
Stratton Real Estate Fund		X	X	X	X		X	X		X	X	X
Stratton Small Cap Value Fund		X	X	X	X		X	X		X	X	X
SMID Opportunities Fund		X	X		X		X			X	X	X
Bond Funds												
Ultra Short Bond Fund	X	X	X	X	X		X	X	X	X	X	X
Short Duration Bond Fund	X	X	X	X	X	X	X	X	X	X	X	X
Intermediate U.S. Government Fund	X			X	X		X		X		X	X
Total Return Bond Fund	X	X	X	X	X	X	X	X	X		X	X
Corporate Fund	X	X	X	X	X	X	X	X	X	X	X	X
Quality Income Fund	X	X	X	X	X	X		X	X		X	X
North Carolina Intermediate Tax-Free Fund	X			X	X						X	X
South Carolina Intermediate Tax-Free Fund	X			X	X						X	X
Virginia Intermediate Tax-Free Fund	X			X	X						X	X
West Virginia Intermediate Tax-Free Fund	X			X	X						X	X



## Additional Investment Strategies and Risks

Investment Grade Bonds	Money Market Instruments	Master Limited Partnerships	Mortgage- Backed Securities	Mortgage Dollar Rolls	Municipal Securities	Non- U.S. Traded Foreign Securities	Preferred Stocks	Real Estate Investment Trusts (REITs)	Restricted Securities	Reverse Repurchase Agreements	Royalty Trusts	Stock Purchase Rights	Trust Preferred Securities	U.S. Governmen Agency Securities
X	X	X				X	X	X	X			X	X	X
X	X					X	X	X				X	X	X
X	X	X				X	X	X	X			X	X	X
X	X	X	X	X	X	X	X	X	X	X	X	X	X	X
X	X	X	X	X	X	X	X	X	X	X	X	X	X	X
X	X	X	X	X	X	X	X	X	X	X	X	X	X	X
X	X					X	X	X				X	X	X
X	X					X	X	X				X	X	X
X	X	X				X	X	X				X	X	X
X	X										X			
X	X													
X	X		X	X	X	X	X	X	X	X		X	X	X
X	X		X	X	X	X	X	X	X	X		X	X	X
X	X		X	X	X	X	X	X	X	X		X	X	X
X	X		X	X	X	X	X	X	X	X		X	X	X
X	X		X	X	X	X	X	X	X	X		X	X	X
X	X		X	X	X	X	X	X	X	X		X	X	X
X	X		X	X	X	X	X	X	X	X		X	X	X
X	X		X	X	X	X	X	X	X	X		X	X	X
X	X		X	X	X	X	X	X	X	X		X	X	X
X	X		X	X	X	X	X	X	X	X		X	X	X

## Additional Investment Strategies and Risks

### Additional Information about the Funds' Investments

#### Principal Investments

The following information supplements information regarding some of the instruments in which a Fund may invest as a principal strategy, as described in the applicable Fund's Principal Strategy.

**Asset-Backed Securities:** Securities secured by company receivables, home equity loans, truck and auto loans, leases, credit card receivables and securities backed by other types of receivables or other assets.

**Common Stock:** Shares of ownership of a company.

**Convertible Securities:** Bonds or preferred stock that convert to common stock.

**Derivatives:** Instruments whose value is derived from an underlying contract, index or security, or any combination thereof, including futures, options, (*e.g.*, puts and calls), options on futures, swap agreements, including credit default swaps, some mortgage-backed securities and custody receipts.

**Call and Put Options:** A call option gives the buyer the right to buy, and obligates the seller of the option to sell, a security at a specified price. A put option gives the buyer the right to sell, and obligates the seller of the option to buy, a security at a specified price. The Funds will sell only covered call and secured put options.

**Custody Receipts:** Derivative products which, in the aggregate, evidence direct ownership in a pool of securities.

**Futures and Related Options:** A contract providing for the future sale and purchase of a specified amount of a specified security, class of securities, or an index at a specified time in the future and at a specified price.

**Stock-Index Options:** A security that combines features of options with securities trading using composite stock indices.

**Structured Products:** Individually negotiated agreements organized and operated to restructure the investment characteristics of an underlying security, involving the deposit with or purchase by an entity, such as a corporation or trust, of specified instruments (such as commercial bank loans) and the issuance by that entity of one or more classes of securities ("structured securities") backed by, or representing interests in, the underlying instruments.

**Swaps:** An arrangement in which a Fund and another entity agree to exchange the returns (or differentials in rates of return) that would be earned or realized on underlying investments, instruments, rates or other reference obligations. In the case of credit default swaps, the arrangement gives one party (the "buyer") the right to recoup the economic value of a decline in the value of debt securities of the reference issuer if a credit event (*e.g.*, a downgrade or default) occurs. This value is obtained by delivering a debt security of the reference issuer in return for a previously agreed upon payment from the other party (the "seller"), frequently, the par value of the debt security.

**Emerging Markets:** Securities issued by foreign companies in countries that are defined as an emerging or developing economy by any one of the International Bank for Reconstruction and Development (the World Bank), the International Finance Corporation of the World Bank, the United Nations or their authorities.

**Foreign Securities — Non-U.S. Traded:** Stocks, bonds, and other obligations issued by foreign companies, foreign governments, and supranational entities that trade on non-U.S. exchanges.

**Eurodollar Certificates of Deposit ("ECDs"):** ECDs are U.S. dollar denominated certificates of deposit issued by branches of foreign and domestic banks located outside the U.S.

**Eurodollar Time Deposits ("ETDs"):** ETDs are U.S. dollar denominated deposits in a foreign branch of a U.S. bank or a foreign bank.

**European Depositary Receipts ("EDRs"):** EDRs are receipts issued in Europe, typically by foreign banks and trust companies, that evidence ownership of either foreign or domestic underlying securities.

## Additional Investment Strategies and Risks

**Global Depositary Receipts (“GDRs”):** GDRs are depositary receipts structured as global debt issues to facilitate trading on an international basis.

**Foreign Securities — U.S. Traded:** Stocks, bonds, and other obligations issued by foreign companies, foreign governments, and supranational entities that trade in U.S. markets.

**American Depositary Receipts (“ADRs”):** ADRs are foreign shares of a company held by a U.S. bank that issues a receipt evidencing ownership.

**Yankee Bonds, Notes, and Similar Debt Obligations:** U.S.-dollar denominated bonds and notes issued by foreign corporations or governments.

**Canada Bonds:** Issued by Canadian provinces.

**Sovereign Bonds:** Issued by the government of a foreign country.

**Supranational Bonds:** Issued by supranational entities, such as the World Bank and European Investment Bank.

**Forward Foreign Currency Contracts:** An obligation to purchase or sell a specific amount of a currency at a fixed future date and price set at the time the contract is negotiated.

**High-Yield/High-Risk Debt Securities:** High-yield/high-risk debt securities are securities that are rated below investment grade by the primary rating agencies (*e.g.*, BB or lower by S&P and Ba or lower by Moody’s). These securities are considered speculative and involve greater risk of loss than investment grade debt securities. Other terms commonly used to describe such securities include “lower rated bonds,” “non-investment grade bonds” and “junk bonds.”

**Investment Company Securities:** The Funds, each respectively, may invest up to 5% of its total assets in the shares of any one investment company, but may not own more than 3% of the securities of any one investment company or invest more than 10% of its total assets in the securities of other investment companies (the “3-5-10 Limitations”). These investment companies may include shares of other investment companies for which the adviser to a Fund or any of its affiliates serves as investment adviser or underwriter. Notwithstanding the foregoing, pursuant to exemptive rules under the 1940 Act, each Fund may invest in shares of affiliated or unaffiliated money market funds without limit to the extent permitted by its investment strategy. In addition, each Fund may invest in the securities of other investment companies in excess of the 3-5-10 Limitations in accordance with the conditions set forth in exemptive rules under the 1940 Act and applicable guidance and to the extent permitted by its investment strategy.

**Bear Funds:** A fund intended to increase/decrease in value inversely to the stock or equity index to which it relates.

**Exchange-Traded Funds (“ETFs”):** ETFs, such as Standard & Poor’s Depositary Receipts (“SPDRs”) and NASDAQ-100 Index Tracking Stock (“NASDAQ 100s”), represent ownership interest in long-term unit investment trusts, depositary receipts and other pooled investment vehicles that hold a portfolio of securities or that hold a portfolio of stocks designed to track the price, performance and dividend yield of an index, such as the S&P 500<sup>®</sup> Index or the NASDAQ-100 Index, or a group of stocks in a particular geographic area. ETFs entitle a holder to receive proportionate cash distributions corresponding to the dividends that accrue to the stocks in the underlying portfolio, less trust expenses. With respect to ETFs that are registered investment companies, the Funds must comply with the 3-5-10 Limitations described above, except that the Funds may invest in certain ETFs in excess of the 3-5-10 Limitations in reliance on exemptive relief issued to the ETF by the SEC, provided that certain conditions are met.

**Investment Grade Bonds:** Interest-bearing or discounted securities that obligate the issuer to pay the bondholder a specified sum of money, usually at specific intervals, and to repay the principal amount of the loan at maturity. These bonds are rated BBB or better by S&P or Baa or better by Moody’s or similarly rated by other NRSROs, or, if not rated, determined to be of comparable quality by the Adviser.

## Additional Investment Strategies and Risks

**Money Market Instruments:** Investment grade, U.S.-dollar denominated debt securities that have remaining maturities of one year or less. These securities may include U.S. government obligations, domestic and foreign commercial paper (including variable amount master demand notes), repurchase agreements, certificates of deposit, bankers' acceptances, demand and time deposits of domestic and foreign branches of U.S. banks and foreign banks, bank accounts and other financial institution obligations. Money market instruments may carry fixed or variable interest rates. These investments are limited to those obligations which, at the time of purchase, (i) possess one of the two highest short-term ratings from at least two NRSROs, or (ii) do not possess a rating (*i.e.*, are unrated) but are determined by the Adviser to be of comparable quality.

**Bankers' Acceptances:** Bills of exchange or time drafts drawn on and accepted by a commercial bank. Maturities are generally six months or less.

**Certificates of Deposit:** Negotiable instruments with a stated maturity.

**Commercial Paper:** Secured and unsecured short-term promissory notes issued by corporations and other entities. Maturities generally vary from a few days to nine months.

**Repurchase Agreements:** The purchase of a security and the simultaneous commitment to return the security to the seller at an agreed upon price on an agreed upon date.

**Time Deposits:** Non-negotiable receipts issued by a bank in exchange for the deposit of funds.

**Variable Amount Master Demand Notes:** Unsecured demand notes that permit the indebtedness to vary and provide for periodic adjustments in the interest rate according to the terms of the instrument. Because master demand notes are direct lending arrangements between a Fund and the issuer, they are not normally traded. Although there is no secondary market in these notes, a Fund may demand payment of principal and accrued interest at specified intervals.

**Mortgage-Backed Securities:** Debt obligations secured by real estate loans and pools of loans. These include collateralized mortgage obligations and real estate mortgage investment conduits.

**Collateralized Mortgage Obligations:** Mortgage-backed bonds that separate mortgage pools into different maturity classes.

**Mortgage Dollar Rolls:** Transactions in which a Fund sells securities and simultaneously contracts with the same counterparty to repurchase similar but not identical securities on a specified future date.

**Municipal Securities:** Securities issued by a state or political subdivision to obtain funds for various public purposes. Municipal securities include industrial development bonds and other private activity bonds, as well as general obligation bonds, revenue bonds, tax anticipation notes, bond anticipation notes, revenue anticipation notes, project notes, other short-term tax-exempt obligations, municipal leases, obligations of municipal housing authorities (single family revenue bonds), obligations issued on behalf of Section 501(c)(3) organizations, and pre-refunded (or escrowed to maturity) bonds whose timely payment of principal and interest is ensured by an escrow of U.S. government obligations.

There are two general types of municipal bonds: General-obligations bonds, which are secured by the taxing power of the issuer and revenue bonds, which take many shapes and forms but are generally backed by revenue from a specific project or tax. These include, but are not limited to, certificates of participation ("COPs"); utility and sales tax revenues; tax increment or tax allocations; housing and special tax, including assessment district and community facilities district issues which are secured by specific real estate parcels; hospital revenue; and industrial development bonds that are secured by a private company.

**Stand-by Commitments:** Contract where a dealer agrees to purchase at a fund's option a specified municipal obligation at its amortized cost value to a fund plus accrued interest. A Fund will acquire stand-by commitments solely to facilitate portfolio liquidity.

**Preferred Stocks:** Equity securities that generally pay dividends at a specified rate and have preference over common stock in the payment of dividends and liquidation. These securities generally do not carry voting rights.

**Real Estate Investment Trusts ("REITS"):** Pooled investment vehicles investing primarily in income producing real estate or real estate loans or interest.

## Additional Investment Strategies and Risks

**U.S. Government Agency Securities:** Securities issued by agencies and instrumentalities of the U.S. government. These include Fannie Mae and Freddie Mac.

**U.S. Treasury Obligations:** Bills, notes, bonds, Ginnie Maes, separately traded registered interest and principal securities, and coupons under bank entry safekeeping.

**Stripped Obligations:** U.S. Treasury Obligations and their unmatured interest coupons that have been separated (“stripped”) by their holder, typically a custodian bank or other institution.

**Variable and Floating Rate Instruments:** Obligations with interest rates which are reset daily, weekly, quarterly or according to some other period and that may be payable to a Fund on demand.

**Warrants:** Securities, typically issued with preferred stock or bonds, which give the holder the right to buy a proportionate amount of common stock at a specified price.

### Non-Principal Investments

The Funds may, but will not necessarily, invest in any instruments listed below as a non-principal strategy, to the extent indicated on the Investment Practices table on pages 212 - 213 with respect to such Fund.

**Delayed Delivery Transactions/Forward Commitments/When-Issued:** A purchase of, or contract to purchase, securities at a fixed price for delivery at a future date. Under normal market conditions, a Fund’s obligations under these commitments will not exceed 25% of its total assets.

**Guaranteed Investment Contracts:** Contract between a fund and an insurance company that guarantees a specific rate of return on the invested capital over the life of the contract.

**Illiquid Securities:** Illiquid securities are those that a Fund reasonably expects cannot be sold or disposed of in current market conditions in seven days or less without the sale or disposition significantly changing the market value of the investment.

**Master Limited Partnerships (“MLPs”):** An MLP generally is a publicly traded company organized as a limited partnership or limited liability company and is generally treated as a partnership for U.S. federal income tax purposes. MLPs may derive income and gains from, among other things, the exploration, development, mining or production, processing, refining, transportation (including pipelines transporting gas, oil or products thereof), or the marketing of any mineral or natural resources.

**Restricted Securities:** Securities not registered under the Securities Act of 1933, as amended, such as privately placed commercial paper and Rule 144A securities.

**Reverse Repurchase Agreements:** The sale of a security and the simultaneous commitment to buy the security back at an agreed upon price on an agreed upon date. This is treated as a borrowing by a Fund.

**Royalty Trusts:** Investment trusts that hold income-producing assets and distribute income generated by such assets to the “unitholders” of the trust, which are entitled to participate in the trust’s income and capital as its beneficiaries. Royalty trusts are a particular type of income trust whose securities are listed on a stock exchange and which controls an underlying company whose business relates to, without limitation, the acquisition, exploitation, production and sale of oil and natural gas.

**Stock Purchase Rights.** Instruments that entitle the holder to purchase a specific number of shares of common stock on a specific date or during a specific period of time.

**Trust Preferred Securities:** Securities possessing characteristics of both equity and debt issues.

**Zero-Coupon Debt Obligations:** Bonds and other debt that pay no interest, but are issued at a discount from their value at maturity. When held to maturity, their entire return equals the difference between their issue price and their maturity value.

## Additional Investment Strategies and Risks

### Investment Risks

Below is a more complete discussion of the types of risks inherent in the securities and investment techniques listed above as well as those risks discussed in “Strategy, Risks and Performance” section in each Fund’s summary section. Because of these risks, the value of the securities held by the Funds may fluctuate, as will the value of your investment in the Funds. Certain investments and Funds are more susceptible to these risks than others.

### Principal Risks

The following includes additional detail regarding principal risks for one or more Sterling Capital Funds.

**Company-Specific Risk.** The possibility that a particular stock may lose value due to factors specific to the company itself, including deterioration of its fundamental characteristics, an occurrence of adverse events at the company, or a downturn in its business prospects.

**Concentration Risk.** The risk that a Fund’s concentration in certain investments, or certain sectors, may produce a greater risk of loss than a more diversified mutual fund.

**Convertible Securities Risk.** Convertible securities are securities that may be converted or exchanged into shares of an underlying stock or other asset at a stated exchange ratio or predetermined price. The market value of convertible securities tends to decline as interest rates increase and may be affected by changes in the price of the underlying security. Convertible securities are frequently issued with a call feature that allows the issuer to choose when to redeem the security, which could result in a Fund being forced to redeem, convert, or sell the security under circumstances unfavorable to the Fund.

**Counterparty Risk.** The possibility that a counterparty to a contract will default or otherwise become unable to honor a financial obligation. This could cause a Fund to lose the benefit of a transaction or prevent a Fund from selling or buying other securities to implement its investment strategies.

**Credit Risk.** The risk that the issuer of a security, or the counterparty to a contract, will default or otherwise become unable to honor a financial obligation. Credit risk is generally higher for non-investment grade securities. The price of a security can be adversely affected prior to actual default as its credit status deteriorates and the probability of default rises. In addition, the securities in which a Fund invests may be subject to credit enhancement (for example, guarantees, letters of credit or bond insurance). If the credit quality of the credit enhancement provider (for example, a bank or bond insurer) is downgraded, the rating on a security credit enhanced by such credit enhancement provider also may be downgraded. Having multiple securities credit-enhanced by the same enhancement provider will increase the adverse effects on a Fund that are likely to result from a downgrading of, or a default by, such an enhancement provider. Adverse developments in the banking or bond insurance industries also may negatively affect a Fund.

**Derivatives Risk.** The possibility that a Fund will suffer a loss from its use of derivatives. There is no guarantee that the use of derivatives will be effective or that suitable transactions will be available. The primary risk with many derivatives is that they can amplify a gain or loss, potentially earning or losing substantially more money than the actual cost of the derivative instrument. Even a small investment in derivatives can have a significant impact on a Fund’s exposure to securities markets values, interest rates or currency exchange rates. It is possible that a Fund’s liquid assets may be insufficient to support its obligations under its derivatives positions. Use of derivatives for non-hedging purposes is considered a speculative practice and involves greater risks than are involved in hedging. A Fund’s use of derivatives such as futures transactions and swap transactions involves other risks, such as the credit risk relating to the other party to a derivative contract (which is heightened for over-the-counter swaps and other derivatives as compared to centrally cleared derivatives), the risk of difficulties in pricing and valuation, and the risk that changes in the value of a derivative may not correlate perfectly with relevant assets, rates or indices. There is also the risk that a Fund may be unable to terminate or sell a derivatives position at an advantageous time or price.

**Dividend Risk.** Companies that issue dividend-yielding securities are not required to continue to pay dividends on such securities. Therefore, there is the possibility that such companies could reduce or eliminate the payment of dividends in the future.



## Additional Investment Strategies and Risks

**Emerging Markets Risk.** The risks associated with foreign investments (see “Foreign Investment Risk”) are particularly pronounced in connection with investments in emerging markets. In addition, profound social changes and business practices that depart from norms in developed countries’ economies have hindered the orderly growth of emerging economies and their markets in the past and have caused instability. High levels of debt tend to make emerging economies heavily reliant on foreign capital and vulnerable to capital flight. These countries are also more likely to experience high levels of inflation, deflation, or currency devaluation, which could also hurt their economies and securities markets. For these and other reasons, investments in emerging markets are often considered speculative.

**Estimated Maturity Risk.** The possibility that an underlying mortgage holder will exercise its right to pay principal on an obligation earlier or later than expected. This may happen when there is a rise or fall in interest rates. These events may shorten or lengthen the duration (*i.e.*, interest rate sensitivity) and potentially reduce the value of these securities.

**ETF Risk.** The risks associated with the risks of owning the underlying securities the ETF is designed to track. Lack of liquidity in an ETF could result in the ETF being more volatile than the underlying portfolio of securities. When a Fund invests in an ETF, in addition to directly bearing expenses associated with its own operations, the Fund will bear a pro rata portion of the ETF’s expenses. As a result, it may be more costly to own an ETF than owning the underlying portfolio of securities directly.

**Fixed Income Market Risk.** Fixed income securities markets may, in response to governmental intervention, economic or market developments (including potentially a reduction in the number of broker-dealers willing to engage in market-making activity), or other factors, experience periods of increased volatility and reduced liquidity. During those periods, a Fund may experience increased levels of shareholder redemptions, and may have to sell securities at times when it would otherwise not do so, and at unfavorable prices. Fixed income securities may be difficult to value during such periods.

**Focused Investment Risk.** Funds with investments that are focused in particular asset classes, countries, regions, sectors, industries or issuers that are subject to the same or similar risk factors and funds with investments whose prices are closely correlated are subject to greater overall risk than funds with investments that are more diversified or whose prices are not as closely correlated.

A Fund that invests in the securities of a small number of issuers has greater exposure to adverse developments affecting those issuers and to a decline in the market price of particular securities than Funds investing in the securities of a larger number of issuers. Securities, sectors, or companies that share common characteristics are often subject to similar business risks and regulatory burdens, and often react similarly to specific economic, market, political or other developments.

**Foreign Currency Transaction Risk.** Funds that invest directly in foreign currencies and in securities that trade in, or receive revenues in, foreign currencies are subject to the risk that those currencies will fluctuate in value relative to the U.S. dollar. Currency rates in foreign countries may fluctuate significantly over short periods of time for a number of reasons, including changes in interest rates, intervention (or failure to intervene) by U.S. or foreign governments, central banks or supranational entities such as the International Monetary Fund, or by the imposition of currency controls or other political developments in the U.S. or abroad.

**Foreign Investment Risk.** Risks relating to investments in foreign securities include higher transaction costs, delayed settlements, currency controls, adverse economic developments and possible foreign controls on investment. Foreign investment risk also includes the risk that fluctuations in the exchange rates between the U.S. dollar and foreign currencies may negatively affect an investment. Adverse changes in exchange rates may erode or reverse any gains produced by foreign currency-denominated investments and may widen any losses. Exchange rate volatility also may affect the ability of an issuer to repay U.S. dollar-denominated debt, thereby increasing credit risk. Foreign securities may also be affected by incomplete or inaccurate financial information on companies, social upheavals or political actions ranging from tax code changes to governmental collapse. These risks are more significant in emerging markets.

**High-Yield/High-Risk Debt Securities.** High-yield/high-risk debt securities are securities that are rated below investment grade by the primary rating agencies (*e.g.*, BB or lower by S&P and Ba or lower by Moody’s). These securities are considered speculative and involve greater risk of loss than investment grade debt securities. Other terms commonly used to describe such securities include “lower rated bonds,” “non-investment grade bonds” and “junk bonds.”

## Additional Investment Strategies and Risks

**Income Risk.** The possibility that a Fund's income from fixed-income securities – and thus its total return – will decline due to falling interest rates. Income risk is generally higher for shorter-term bonds and lower for longer term bonds, because in an environment of falling interest rates as bonds mature a Fund may be forced to invest in lower-yielding securities.

**Interest Rate Risk.** The risk that debt prices overall will decline over short or even long periods due to rising interest rates. A rise in interest rates typically causes a fall in values, while a fall in rates typically causes a rise in values. Interest rate risk should be modest for shorter-term securities, moderate for intermediate-term securities, and higher for longer-term securities. However, interest rate changes can be sudden and unpredictable, and a Fund may lose money as a result of movements in interest rates. A Fund may not be able to hedge against changes in interest rates or may choose not to do so for cost or other reasons. In addition, any hedges may not work as intended. Generally, an increase in the average maturity of a Fund will make it more sensitive to interest rate risk. The market prices of securities structured as zero coupon or pay-in-kind securities are generally affected to a greater extent by interest rate changes. These securities tend to be more volatile than securities which pay interest periodically. Some of the Funds' debt instruments may be valued, in part, by reference to the relative relationship between interest rates on tax-exempt securities and taxable securities, respectively. When the market for tax-exempt securities underperforms (or outperforms) the market for taxable securities, the value of these investments may be negatively affected (or positively affected). Certain factors, such as the presence of call features, also may cause a particular security invested in by the Funds, or a Fund as a whole, to exhibit less sensitivity to changes in interest rates. A wide variety of factors can cause interest rates to rise (*e.g.*, central bank monetary policies, inflation rates, general economic conditions, etc.). Currently, interest rates are at low levels relative to historic norms.

**Investment Company Risk.** Investing in another investment company or pooled vehicle, including ETFs and business development companies, subjects a Fund to that company's risks, including the risk that the investment company or pooled vehicle will not perform as expected. As a shareholder in an investment company or pooled vehicle, a Fund, and indirectly the Fund's shareholders, would bear its ratable share of the investment company's or pooled vehicle's expenses, including advisory and administrative fees, and the Fund would at the same time continue to pay its own fees and expenses. Investments in other investment companies may be subject to investment or redemption limitations or special charges, such as redemption fees. To the extent a Fund invests in other investment companies, it is exposed to the risk that the other investment companies or pooled vehicles do not perform as expected.

The Adviser may have an economic incentive to invest a portion of a Fund's assets in investment companies sponsored or managed by the Adviser or its affiliates in lieu of investments by such Fund directly in portfolio securities, or may choose to invest in such investment companies over investment companies sponsored or managed by others. Similarly, the Adviser may delay or decide against the sale of interests held by a Fund in investment companies sponsored or managed by the Adviser or its affiliates, where it might do otherwise if the Fund were invested in investment companies managed or sponsored by others.

**Investment Style Risk.** The risk that returns from a particular class or group of stocks (*e.g.*, value, growth, small cap, mid cap, large cap, real estate) will trail returns from other asset classes or the overall stock market. Groups or asset classes of stocks tend to go through cycles of doing better — or worse — than common stocks in general. These periods can last for as long as several years. Additionally, a particular asset class or group of stocks could fall out of favor with the market, causing a Fund to underperform funds that focus on other types of stocks.

**Leverage Risk.** The risk associated with securities or practices that multiply small index or market movements into large changes in value. Leverage is often associated with investments in derivatives, but also may be embedded directly in the characteristics of other securities.

**Hedged.** When a derivative (an investment whose value is based on a security or index) is used as a hedge against an opposite position that a Fund also holds, any loss generated by the derivative should be substantially offset by gains on the hedged investment, and vice versa. Hedges are sometimes subject to imperfect matching between the derivative and underlying security, and there can be no assurance that a Fund's hedging transactions will be effective.

**Speculative.** To the extent that a derivative is not used as a hedge, a Fund is directly exposed to the risks of that derivative. Gains or losses from speculative positions in a derivative may be substantially greater than the derivative's original cost.

## Additional Investment Strategies and Risks

**Liquidity Risk.** The risk that certain securities may be difficult or impossible to sell at the time and the price that would normally prevail in the market. The seller may have to lower the price, sell other securities instead or forego an investment opportunity, any of which could have a negative effect on Fund management or performance. This includes the risk of foregoing an investment opportunity because the assets necessary to take advantage of it are tied up in less advantageous investments. Liquidity risk may also refer to the risk that the Fund could not meet requests to redeem shares issued by the Fund without significant dilution of remaining investors' interests in the Fund.

**Management Risk.** The risk that an investment technique used by a Fund's portfolio manager may fail to produce the intended result. This includes the risk that the portfolio manager's assessment of an investment (including a security's fundamental fair (or intrinsic) value) is wrong. Management risk also includes the risk that changes in the value of a hedging instrument will not match those of the asset being hedged. Incomplete matching can result in unanticipated risks.

**Market Risk.** The risk that the market value of a security may move up and down, sometimes rapidly and unpredictably for a variety of reasons, including general financial market conditions, changing market perceptions and changes in government intervention in the financial markets. These fluctuations may cause a security to be worth less than the price originally paid for it, or less than it was worth at an earlier time. Market risk may affect a single issuer, industrial sector of the economy or the market as a whole. For fixed income securities, market risk is largely, but not exclusively, influenced by changes in interest rates. Equity securities generally have greater price volatility than fixed income securities, although under certain market conditions fixed income securities may have comparable or greater price volatility. A rise in interest rates typically causes a fall in values, while a fall in rates typically causes a rise in values. Finally, key information about a security or market may be inaccurate or unavailable. This is particularly relevant to investments in foreign securities. In addition, a Fund may be subject to inverse market risk, the particular type of market risk associated with investments that are intended to perform when equity markets decline. These investments will lose value when the equity markets to which they are tied are increasing in value. A Fund also may purchase equity securities that typically trade at higher multiples of current earnings than other securities, and the market prices of these equity securities often are more sensitive to changes in future earnings expectations than the market prices of equity securities trading at lower multiples.

An outbreak of respiratory disease caused by a novel coronavirus designated as COVID-19 was first detected in China in December 2019 and subsequently spread internationally. The transmission of COVID-19 and efforts to contain its spread have resulted in, among other things, border closings and other significant travel restrictions and disruptions, significant disruptions to business operations, global trade, supply chains and customer activity, government economic stimulus measures, lower consumer demand for goods and services, reduced productivity, rapid increases in unemployment, event cancellations and restrictions, service cancellations, reductions and other changes, significant challenges in healthcare service preparation and delivery, increased demand for and strain on government resources, and prolonged quarantines, as well as general concern and uncertainty. The impact of the COVID-19 outbreak could negatively affect the global economy, the economies of individual countries, and the financial performance of individual issuers, sectors, industries, asset classes, and markets in significant and unforeseen ways and may continue to do so in the future. In addition, actions taken by government and quasi-governmental authorities and regulators throughout the world in response to the COVID-19 outbreak, including significant fiscal and monetary policies changes, may affect the value, volatility, and liquidity of some securities or other assets. Health crises caused by the outbreak of COVID-19 may also exacerbate other pre-existing political, social, economic, market and financial risks. The COVID-19 pandemic may affect certain countries, industries, economic sectors, companies and investment products more than others, may exacerbate existing economic, political or social tensions and may increase the probability of an economic recession or depression. In particular, the effects of the outbreak in developing or emerging market countries may be greater due to less established health care systems. The full effects, duration and costs of the COVID-19 pandemic are impossible to predict, and the circumstances surrounding the COVID-19 pandemic will continue to evolve. The COVID-19 pandemic and its effects may be short term or may last for an extended period of time, and in either case could result in significant market volatility, exchange trading suspensions and closures, declines in global financial markets, higher default rates, and a substantial economic downturn or recession. The foregoing could adversely affect the value and liquidity of the Fund's investments and negatively impact the Fund's performance and your investment in the Fund.

## Additional Investment Strategies and Risks

**Mid Capitalization Company Risk.** Investments in middle capitalization companies may be riskier, more volatile and more vulnerable to economic, market and industry changes than investments in larger, more established companies. As a result, share price changes may be more sudden or erratic than the prices of other equity securities, especially over the short term.

**Mortgage-Backed and Asset-Backed Securities Risk.** Some Funds may invest in mortgage-backed securities, which may involve exposure to so-called “sub-prime” mortgages that are subject to certain other risks including prepayment and call risks, which are described below. Mortgage-backed and other asset-backed securities often involve risks that are different from or more acute than risks associated with other types of debt instruments. For instance, these securities may be particularly sensitive to changes in prevailing interest rates. Rising interest rates tend to extend the duration of mortgage-backed securities, making them more sensitive to changes in interest rates, and may reduce the market value of the securities. This is known as extension risk. Mortgage-backed securities are also subject to pre-payment risk. Due to their often complicated structures, various mortgage-backed and asset-backed securities may be difficult to value and may constitute illiquid securities. The value of mortgage-backed and asset-backed securities may be substantially dependent on the servicing of the underlying asset pools, and are therefore subject to risks associated with negligence by, or defalcation of, their servicers. Furthermore, debtors may be entitled to the protection of a number of state and federal consumer protection credit laws with respect to these securities, which may give the debtor the right to avoid or reduce payment.

**Municipal Securities Risk.** Municipal obligations are issued by or on behalf of states, territories and possessions of the United States and their political subdivisions, agencies and instrumentalities and the District of Columbia to obtain funds for various public purposes. Municipal obligations are subject to more credit risk than U.S. government securities that are supported by the full faith and credit of the United States. The ability of municipalities to meet their obligations will depend on the availability of tax and other revenues, economic, political and other conditions within the state and municipality, and the underlying fiscal condition of the state and municipality. As with other fixed income securities, municipal securities also expose their holders to market risk because their values typically change as interest rates fluctuate.

**Operational and Technology Risk.** The Funds are subject to a risk of loss resulting from services provided by service providers, including pricing, administrative, accounting, tax, legal, custody, transfer agency, and other services. Operational risk includes the possibility of loss caused by inadequate procedures and controls, human error, and system failures by a service provider. For example, trading delays or errors could prevent a Fund from benefiting from potential investment gains or avoiding losses. In addition, a service provider may be unable to provide a net asset value (“NAV”) for a Fund or share class on a timely basis.

In addition, the Funds, their service providers, and other market participants increasingly depend on complex information technology and communications systems to conduct business functions. These systems are subject to a number of different threats or risks that could adversely affect a Fund and its shareholders, despite the efforts of the Fund and its service providers to adopt technologies, processes, and practices intended to mitigate these risks.

For example, unauthorized third parties may attempt to improperly access, modify, disrupt the operations of, or prevent access to these systems or data within them (a “cyber-attack”), whether systems of a Fund, the Fund’s service providers, counterparties, or other market participants. Power or communications outages, acts of god, information technology equipment malfunctions, operational errors, and inaccuracies within software or data processing systems may also disrupt business operations or impact critical data. Market events also may occur at a pace that overloads current information technology and communication systems and processes of a Fund, the Fund’s service providers, or other market participants, impacting the ability to conduct the Fund’s operations.

## Additional Investment Strategies and Risks

Cyber-attacks, disruptions, or failures that affect a Fund's service providers or counterparties may adversely affect the Fund and its shareholders, including by causing losses for the Fund or impairing Fund operations. For example, a Fund's or its service providers' assets or sensitive or confidential information may be misappropriated, data may be corrupted, and operations may be disrupted (e.g., cyber-attacks or operational failures may cause the release of private shareholder information or confidential Fund information, interfere with the processing of shareholder transactions, impact the ability to calculate the Fund's NAV, and impede trading). In addition, cyber-attacks, disruptions, or failures may cause reputational damage and subject a Fund or its service providers to regulatory fines, litigation costs, penalties or financial losses, reimbursement or other compensation costs, and/or additional compliance costs. In addition, the adoption of work-from-home arrangements by the Funds, Sterling Capital or their service providers could increase all of the above risks, create additional data and information accessibility concerns, and make the Funds, Sterling Capital or their service providers more susceptible to operational disruptions, any of which could adversely impact their operations. While a Fund and its service providers may establish business continuity and other plans and processes to address the possibility of cyber-attacks, disruptions, or failures, there are inherent limitations in such plans and systems, including that they do not apply to third parties, such as other market participants, as well as the possibility that certain risks have not been identified or that unknown threats may emerge in the future.

Similar types of operational and technology risks are also present for issuers of securities or other instruments in which a Fund invests, which could result in material adverse consequences for such issuers, and may cause the Fund's investments to lose value. In addition, cyber-attacks involving a Fund counterparty could affect such counterparty's ability to meet its obligations to the Fund, which may result in losses to the Fund and its shareholders. Furthermore, as a result of cyber-attacks, disruptions, or failures, an exchange or market may close or issue trading halts on specific securities or the entire market, which may result in a Fund being, among other things, unable to buy or sell certain securities or financial instruments or unable to accurately price its investments. A Fund cannot directly control any cybersecurity plans and systems put in place by its service providers, Fund counterparties, issuers in which the Fund invests, or securities markets and exchanges.

The impact of the COVID-19 outbreak could adversely impair a Fund's ability to maintain operational standards (such as with respect to satisfying redemption requests) and disrupt the operations of the Fund's service providers.

**Options Risk.** There are several risks associated with transactions in options on securities, such as exchange-listed, over-the-counter and index options. For example, there are significant differences between the securities and options markets that could result in an imperfect correlation between these markets, causing a given transaction not to achieve its objectives. A decision as to whether, when and how to use options involves the exercise of skill and judgment, and even a well conceived transaction may be unsuccessful to some degree because of market behavior or unexpected events. There can be no assurance that a liquid secondary market will exist for any particular option at a particular time, especially when a Fund seeks to close out an option position; as a result, it may be costly to liquidate options. There is also no assurance that a liquid market will exist for any particular option contract at any particular time even if the contract is traded on an exchange. Exchanges may establish daily price fluctuation limits for options contracts and may halt trading if a contract's price moves up or down more than the limit in a given day, making it impossible for a Fund to enter into new positions or close out existing positions. As a result, a Fund's access to other assets held to cover the options positions could also be impaired. A Fund may be at risk that the counterparties entering into the option transaction will not fulfill their obligations, particularly if the Fund utilizes over-the-counter options. Because option premiums paid or received by a Fund are small in relation to the market value of the investments underlying the options, buying and selling put and call options can be more volatile than investing directly in the underlying securities.

As the writer of a covered call option, a Fund foregoes, during the option's life, the opportunity to profit from increases in the market value of the security covering the call option above the sum of the premium and the strike price of the call, but retains the risk of loss should the price of the underlying security decline. As a Fund writes covered calls over more of its portfolio, its ability to benefit from capital appreciation becomes more limited. The writer of an option may only terminate its position by entering into an offsetting option. Once an option writer has received an exercise notice, it cannot effect an offsetting transaction in order to terminate its obligation under the option.

## Additional Investment Strategies and Risks

When a Fund writes secured put options, it bears the risk of loss if the value of the underlying stock declines below the exercise price. If the option is exercised, a Fund could incur a loss if it is required to purchase the stock underlying the put option at a price greater than the market price of the stock at the time of exercise. Also, while a Fund's potential gain in writing a secured put option is limited to the interest earned on the liquid assets securing the put option plus the premium received from the purchaser of the put option, a Fund risks a loss equal to the entire value of the stock.

**Preferred Stock Risk.** Preferred stock represents an interest in a company that generally entitles the holder to receive, in preference to the holders of common stock, dividends and a fixed share of the proceeds resulting from a liquidation of the company. Preferred stocks do not offer as great a degree of protection of capital or assurance of continued income as investments in corporate debt securities. Preferred stocks are generally subordinated in right of payment to all debt obligations and creditors of the issuer, and convertible preferred stocks may be subordinated to other preferred stock of the same issuer.

**Prepayment/Call Risk.** The risk that the principal repayment of a security will occur at an unexpected time. Prepayment risk is the chance that the repayment of a mortgage will occur sooner than expected. Call risk is the possibility that, during times of declining interest rates, a bond issuer will "call" — or repay — higher yielding bonds before their stated maturity. Changes in pre-payment rates can result in greater price and yield volatility. Pre-payments and calls generally accelerate when interest rates decline. When mortgage and other obligations are pre-paid or called, a Fund may have to reinvest in securities with a lower yield. In this event, the Fund would experience a decline in income — and the potential for taxable capital gains. Further, with early prepayment, a Fund may fail to recover any premium paid, resulting in an unexpected capital loss. Prepayment/call risk is generally low for securities with a short-term maturity, moderate for securities with an intermediate-term maturity, and high for securities with a long-term maturity.

**Private Placement Risk.** Privately issued securities are restricted securities that are not publicly traded, and may be less liquid than those that are publicly traded. Accordingly, a Fund may not be able to redeem or resell its interests in a privately issued security at an advantageous time or at an advantageous price which may result in a loss to the Fund.

**Real Estate-Related Investment and REIT Risk.** Real estate-related investments may decline in value as a result of factors affecting the real estate industry. Risks associated with investments in securities of companies in the real estate industry include: decline in the value of real estate; risks related to general and local economic conditions, overbuilding and increased competition; increases in property taxes and operating expenses; changes in zoning laws; casualty or condemnation losses; variations in rental income; changes in neighborhood values; the appeal of properties to tenants; and increases in interest rates. In addition, equity REITs may be affected by changes in the values of the underlying property owned by the trusts. REITs are dependent upon management skills, may not be diversified and are subject to the risks of financing projects. Such REITs are also subject to heavy cash flow dependency, defaults by borrowers, self liquidation and the risk of failing to qualify for the favorable tax treatment granted to REITs under the Internal Revenue Code, and/or to maintain exempt status under the 1940 Act. A Fund will indirectly bear its proportionate share of expenses, including management fees, paid by each REIT in which the Fund invests.

**Small Capitalization Company Risk.** Stocks of small-capitalization companies are more risky than stocks of larger companies and may be more vulnerable than larger companies to adverse business or economic developments. Many of these companies are young and have a limited track record. Small cap companies may also have limited product lines, markets, or financial resources. Securities of such companies may be less liquid and more volatile than securities of larger companies or the market averages in general and, therefore, may involve greater risk than investing in larger companies. In addition, small cap companies may not be well-known to the investing public, may not have institutional ownership, and may have only cyclical, static, or moderate growth prospects. If a Fund concentrates on small-capitalization companies, its performance may be more volatile than that of a fund that invests primarily in larger companies.

## Additional Investment Strategies and Risks

**Tax Risk (Tax-Free Bond Funds).** While distributions by the Tax-Free Bond Funds of interest income from municipal securities will generally be exempt from federal income tax (although a portion of such distributions may be subject to the federal alternative minimum tax), distributions of any capital gains realized on such securities, and distributions of income or gains realized with respect to other fund investments (including derivatives), may be subject to applicable federal, state, and local income tax. Failure by an issuer of municipal securities to comply with certain requirements of the Internal Revenue Code could result in taxation of the interest income from such securities or other adverse tax consequences to shareholders. In addition, the tax treatment of municipal or other securities could be changed by legislative or judicial action, thereby affecting the value of those securities.

**U.S. Government Securities Risk.** The risk associated with securities issued by agencies of the U.S. government such as Fannie Mae or Freddie Mac. Although U.S. government securities issued directly by the U.S. government are guaranteed by the U.S. Treasury, other U.S. government securities issued by an agency or instrumentality of the U.S. government may not be. No assurance can be given that the U.S. government would provide financial support to its agencies and instrumentalities if not required to do so by law. Although U.S. government-sponsored enterprises may be chartered or sponsored by Congress, they are not funded by Congressional appropriations, and their securities are not issued by the U.S. Treasury, or supported by the full faith and credit of the U.S. government, and so involve greater risk than investments in other types of U.S. government securities. In addition, certain governmental entities have been subject to regulatory scrutiny regarding their accounting policies and practices and other concerns that may result in legislation, changes in regulatory oversight and/or other consequences that could adversely affect the credit quality, availability or investment character of securities issued by these entities.

**Variable and Floating Rate Instrument Risk.** Variable and floating rate instruments are generally less sensitive to interest rate changes than other fixed rate instruments; however, the value of floating rate instruments may decline if their interest rates do not rise as quickly, or as much, as general interest rates. Inverse floating rate securities may also exhibit greater price volatility than a fixed rate obligation with similar credit quality. When a Fund holds variable or floating rate securities, a decrease (or, in the case of inverse floating rate securities, an increase) in market interest rates will adversely affect the income received from such securities and the net asset value of the Fund's shares.

**Yankee Bond Risk.** Yankee bonds are subject to the same risks as other debt issues, notably credit risk, market risk, currency and liquidity risk. Other risks include adverse political and economic developments; the extent and quality of government regulations of financial markets and institutions; the imposition of foreign withholding or other taxes; and the expropriation or nationalization of foreign issuers.

### Non-Principal Risks

The following are non-principal risks for one or more Sterling Capital Funds.

**Commodity Fund Risk.** In addition to the risks described under "Investment Company Risk" above, the value of a Fund's investment in other investment companies that invest in commodity-related securities may be affected by changes in overall market movements or factors affecting a particular industry or commodity and may fluctuate significantly over short periods for a variety of factors, such as drought, floods, weather, livestock disease, embargoes, tariffs and international economic, political and regulatory developments. Investments linked to the prices of commodities are considered speculative and may be more volatile than investments in other types of securities or instruments. The commodity markets are subject to temporary distortions or other disruptions due to a variety of factors, including the lack of liquidity in the markets, the participation of speculators and government regulation and intervention. A Fund's investments in commodities or commodity-linked derivatives can be limited by the Fund's intention to qualify as a regulated investment company, and can bear on the Fund's ability to qualify as such.

**Legal and Regulatory Risk.** Legal, tax, and regulatory changes could occur during the term of a Fund that may adversely affect the Fund. New (or revised) laws or regulations or interpretations of existing law may be issued by the IRS or Treasury Department, the Commodity Futures Trading Commission, the SEC, the U.S. Federal Reserve or other banking regulators, or other governmental regulatory authorities, or self-regulatory organizations that supervise the financial markets that could adversely affect the Funds.

### Additional Investment Strategies and Risks

**MLP Risk.** Investments in MLPs are generally subject to many of the risks that apply to partnerships. For example, holders of the units of MLPs may have limited control and limited voting rights on matters affecting the partnership. MLPs that concentrate in a particular industry or region are subject to risks associated with such industry or region. Investments held by MLPs may be illiquid. Certain MLPs may also be subject to leverage risk.

**Sector Risk.** The risk that a Fund comprised of companies with similar characteristics will be more susceptible to any economic, business, political, or other developments that generally affect these entities. Developments affecting companies with similar characteristics might include changes in interest rates, changes in the economic cycle affecting credit losses and regulatory changes.

**Valuation Risk.** Certain securities may be difficult to value, and there can be no assurance that the valuation placed on a security held by a Fund will reflect that actual price at which the security might be sold in a market transaction.





## Fund Management

### The Investment Adviser

Sterling Capital Management LLC (“Sterling Capital” or the “Adviser”) is the investment adviser for the Funds. Sterling Capital, located at 4350 Congress Street, Suite 1000, Charlotte, NC 28209, is a North Carolina limited liability company and an independently managed subsidiary of Truist Financial Corporation (“Truist”). Truist is a financial holding company that, through its subsidiaries, provides general commercial, mortgage and retail banking services, as well as trust, investment and retail and insurance services, with 275 years of combined history between its predecessors. Sterling Capital manages and supervises the investment of the Funds’ assets on a discretionary basis, subject to oversight by the Board of Trustees. Sterling Capital has provided investment management services to corporations, pension and profit sharing plans, trusts, estates and other institutions and individuals since 1970. As of September 30, 2020, Sterling Capital has more than \$60 billion in assets under management.

The Funds and Sterling Capital have obtained exemptive relief from the Securities and Exchange Commission (“SEC”) that permits Sterling Capital, subject to certain conditions, including the one-time prior approval of the Funds’ Board of Trustees and shareholders, to appoint and replace sub-advisers, as appropriate, enter into sub-advisory agreements, and amend and terminate sub-advisory agreements on behalf of the Funds without shareholder approval. Sterling Capital has received the one-time approval from the Funds’ Board of Trustees and shareholders. Pursuant to the exemptive relief from the SEC, Sterling Capital now has the ability to change the fee payable to a sub-adviser or appoint a new sub-adviser at a fee different than that paid to the current sub-adviser, which in turn may result in a different fee retained by Sterling Capital. Such relief has been granted only with respect to unaffiliated sub-advisers. Sterling Capital has the ultimate responsibility, subject to oversight by the Funds’ Board of Trustees, to oversee the sub-advisers and recommend their hiring, termination, and replacement.

Through its portfolio management team, Sterling Capital makes the day-to-day investment decisions and continuously reviews, supervises and administers the Funds’ investment programs.

Each Fund pays the Adviser fees in return for providing or arranging for the provision of investment advisory services.

For the fiscal year ended September 30, 2020, Sterling Capital received a management fee (after any applicable waivers or reimbursements) equal to the percentage of each Fund’s average daily net assets set forth in the table below:

	Percentage of average net assets for the fiscal year ended 09/30/20
Behavioral Large Cap Value Equity Fund	0.44%
Mid Value Fund	0.56%
Behavioral Small Cap Value Equity Fund	0.59%
Special Opportunities Fund	0.65%
Equity Income Fund	0.54%
Behavioral International Equity Fund	0.40%
Stratton Mid Cap Value Fund	0.66%
Stratton Real Estate Fund	0.57%
Stratton Small Cap Value Fund	0.77%
SMID Opportunities Fund	0.40%
Ultra Short Bond Fund	0.02%
Short Duration Bond Fund	0.20%
Intermediate U.S. Government Fund	0.16%
Total Return Bond Fund	0.24%
Corporate Fund	0.32%
Quality Income Fund	0.31%

## Fund Management

	Percentage of average net assets for the fiscal year ended 09/30/20
North Carolina Intermediate Tax-Free Fund	0.35%
South Carolina Intermediate Tax-Free Fund	0.35%
Virginia Intermediate Tax-Free Fund	0.35%
West Virginia Intermediate Tax-Free Fund	0.35%

A discussion regarding the basis for the Board of Trustees approving the investment advisory agreement with Sterling Capital is available in the Funds' report to shareholders for the semi-annual period ended March 31, 2020.

### Portfolio Managers

**Behavioral Large Cap Value Equity Fund, Behavioral Small Cap Value Equity Fund and Behavioral International Equity Fund.** Robert W. Bridges, CFA, and Robert O. Weller, CFA, have been co-portfolio managers of the Sterling Capital Behavioral Large Cap Value Equity Fund since August 2013, co-portfolio managers of the Sterling Capital Behavioral Small Cap Value Equity Fund since June 2013 and co-portfolio managers of the Sterling Capital Behavioral International Equity Fund since inception.

Robert W. Bridges, CFA, Senior Managing Director, joined Sterling Capital in 1996 and is head of equity. He also leads Sterling Capital's fundamental equity team and serves as co-head of the factor investing/behavioral finance portfolios. He has investment experience since 1991. Bob is a graduate of Wake Forest University where he received a BS in Business. He holds the Chartered Financial Analyst designation.

Robert O. Weller, CFA, Executive Director, joined Sterling Capital in 2012 and is co-head of the factor investing/behavioral finance. He has investment experience since 1996. Rob is a graduate of Loyola University Maryland where he received a BBA in Finance. He holds the Chartered Financial Analyst designation.

**Mid Value Fund.** Patrick W. Rau, CFA, Managing Director, joined Sterling Capital in 2001 and has investment experience since 1991. He has been Lead Portfolio Manager of the Mid Value Fund since July 2020, and was Co-Portfolio Manager from February 2020-July 2020 and Associate Portfolio Manager of the Mid Value Fund from February 2016-February 2020. He received his AB in Political Science from Duke University and his MBA from Vanderbilt University. He holds the Chartered Financial Analyst designation.

Lee D. Houser, CFA, Executive Director, joined Sterling Capital Management in 2006 and has investment experience since 1999. He has been Associate Portfolio Manager of the Mid Value Fund since February 2020. He received his BS in Mathematics and Economics from James Madison University and his MBA from Duke University. He holds the Chartered Financial Analyst designation.

William C. Smith, CFA, Executive Director, joined Sterling Capital Management in 2015 and has investment experience since 2002. He has been Associate Portfolio Manager of the Mid Value Fund since February 2020. He received his BE in Structural Engineering from Vanderbilt University and his MBA from the London Business School. He holds the Chartered Financial Analyst® designation.

**Special Opportunities Fund and Equity Income Fund.** George F. Shipp, CFA, Managing Director, founded what is now the Sterling Capital Equity Opportunities group in December 2000, after serving for 18 years as a sell-side equity analyst with the broker-dealer BB&T Scott & Stringfellow. He has been the Lead Portfolio Manager of the Special Opportunities Fund and the Equity Income Fund since their inception. George is a graduate of the University of Virginia where he received a BA in Biology, and an MBA from its Darden Graduate School of Business in 1982. He holds the Chartered Financial Analyst designation.

Joshua L. Haggerty, CFA, Executive Director, joined the CHOICE Asset Management team of BB&T Scott & Stringfellow in 2005, which integrated with Sterling Capital in January 2013. He has investment experience since 1998. He has been Associate Portfolio Manager of the Special Opportunities Fund since February 2016. Josh is a graduate of James Madison University where he received his BBA in Finance. He holds the Chartered Financial Analyst designation.

## Fund Management

Adam B. Bergman, CFA, Executive Director, joined the CHOICE Asset Management team of Scott & Stringfellow in 2007, which integrated with Sterling Capital Management in January 2013. He has investment experience since 1996. He has been Associate Portfolio Manager of the Equity Income Fund since February 2016. Adam is a graduate of the University of Virginia's McIntire School of Commerce where he received his BS in Commerce. He holds the Chartered Financial Analyst® designation.

**Stratton Mid Cap Value Fund, Stratton Real Estate Fund, and Stratton Small Cap Value Fund.** Shawn M. Gallagher, CFA, Executive Director, joined the Stratton Funds team of Stratton Management Company in 2005 and Sterling Capital as part of a business acquisition in August 2015. He has been Lead Portfolio Manager for the Sterling Capital Stratton Mid Cap Value Fund since inception on November 2015 and the Stratton Predecessor Fund\* since 2012. He has worked on the Stratton Predecessor Fund since 2010 and as an Equity Analyst for the Stratton Predecessor Fund's adviser since 2005. He has been an associate portfolio manager for the Sterling Capital Stratton Real Estate Fund and Sterling Capital Stratton Small Cap Value Fund since inception on November 2015. He has investment experience since 2003 and is a graduate of Pennsylvania State University where he received his BS in Finance. He holds the Chartered Financial Analyst designation.

Andrew T. DiZio, CFA, Executive Director, joined the Stratton Funds team of Stratton Management Company in 2012 and Sterling Capital as part of a business acquisition in August 2015. He has been Lead Portfolio Manager for the Sterling Capital Stratton Real Estate Fund since inception on November 2015 and the Stratton Predecessor Fund\* since 2012. He has been an associate portfolio manager for the Sterling Capital Stratton Mid Cap Value Fund and Sterling Capital Stratton Small Cap Value Fund since inception on November 2015. He has investment experience since 2003 and is a graduate of Pennsylvania State University where he received his BS in Finance with a minor in Economics. He holds the Chartered Financial Analyst designation.

Gerald M. Van Horn, CFA, Executive Director, joined the Stratton Funds team of Stratton Management Company in 1998 and Sterling Capital as part of a business acquisition in August 2015. He has been Lead Portfolio Manager for the Sterling Capital Stratton Small Cap Value Fund since inception on November 2015 and the Stratton Predecessor Fund\* since 2000. He has been He has investment experience since 1996 and is a graduate of The College of New Jersey where he received his BA in Economics. He holds the Chartered Financial Analyst designation.

\* Each of the Stratton Mid Cap Value Fund, the Stratton Real Estate Fund, and the Stratton Small Cap Value Fund (collectively, the "Stratton Predecessor Funds") transferred its assets and liabilities to Sterling Capital Stratton Small Cap Value Fund, Sterling Capital Stratton Mid Cap Value Fund and Sterling Capital Stratton Real Estate Fund, respectively, at the close of business on November 13, 2015.

**SMID Opportunities Fund.** Joshua L. Haggerty, CFA, Executive Director, joined the CHOICE Asset Management team of BB&T Scott & Stringfellow in 2005, which integrated with Sterling Capital Management in January 2013. He has investment experience since 1998 and has been the Lead Portfolio Manager since inception. Josh is a graduate of James Madison University where he received his BBA in Finance. He holds the Chartered Financial Analyst designation.

Adam B. Bergman, CFA, Executive Director, joined the CHOICE Asset Management team of Scott & Stringfellow in 2007, which integrated with Sterling Capital in January 2013. He has investment experience since 1996 and has been the Associate Portfolio Manager since inception. Adam is a graduate of the University of Virginia's McIntire School of Commerce where he received his BS in Commerce. He holds the Chartered Financial Analyst® designation.

**Intermediate U.S. Government Fund.** Michael Z. Sun, CFA, Executive Director, joined Sterling Capital in 2009 and has been Co-Portfolio Manager of the Intermediate U.S. Government Fund since February 2019. He has investment experience since 1998. Michael received his MA in Economics from Bowling Green State University, his MS in Urban & Regional Study from Beijing University and his BS in Geography from Nanjing University. He holds the Chartered Financial Analyst designation.

Neil T. Grant, CFA, Managing Director, joined Sterling Capital in 2004. He has been Co-Portfolio Manager of the Intermediate U.S. Government Fund since February 2019 and had been the Associate Portfolio Manager of the Intermediate U.S. Government Fund from February 2016 until February 2019 and has investment experience since 1991. Neil received his BS in Finance from Syracuse University and his MBA from Emory University. He holds the Chartered Financial Analyst designation.

## Fund Management

**Ultra Short Bond Fund.** Mark M. Montgomery, CFA, Senior Managing Director, joined Sterling Capital in 1997 and has been Co-Portfolio Manager of the Ultra Short Bond Fund since its inception. He has investment experience since 1990. Mark is a graduate of West Chester University where he received a BS in Marketing and a Minor in Public Administration and a MBA from Drexel University. He holds the Chartered Financial Analyst designation.

Jeffrey D. Ormsby, CFA, Executive Director, joined Sterling Capital in 2011 and has been Co-Portfolio Manager of the Ultra Short Bond Fund since February 2020. He has investment experience since 2006. Jeff is a summa cum laude graduate of North Carolina State University where he received his BS in Economics and was recognized as valedictorian. He received his MBA from UNC's Kenan-Flagler Business School, where he was the Norman Block Valedictorian Award recipient. He holds the Chartered Financial Analyst designation.

Byron G. Mims, CFA, Executive Director, joined Sterling Capital in 2012 and has been Co-Portfolio Manager of the Ultra Short Bond Fund since February 2020. He has investment experience since 2006. Byron is a summa cum laude graduate of North Carolina State University where he received his BS in Economics and was recognized as valedictorian. He holds the Chartered Financial Analyst designation.

**Total Return Bond Fund, Short Duration Bond Fund and Corporate Fund.** Mark M. Montgomery, CFA, Senior Managing Director, joined Sterling Capital in 1997 and has been Co-Portfolio Manager of the Total Return Bond Fund since January 2008, and has been Co-Portfolio Manager of the Short Duration Bond Fund since February 2011. He has been Co-Portfolio Manager of the Corporate Fund since inception. He has investment experience since 1990. Mark is a graduate of West Chester University where he received a BS in Marketing and a Minor in Public Administration and a MBA from Drexel University. He holds the Chartered Financial Analyst designation.

Peter L. Brown, CFA, Executive Director, joined Sterling Capital in 2004 and has been Co-Portfolio Manager of the Total Return Bond Fund, Short Duration Bond Fund and Corporate Fund since February 2020. He has investment experience since 2000. Pete received a BS in Statistics with minors in Business Management, Marketing and Communications from Cornell University and a MBA from Wake Forest University. He holds the Chartered Financial Analyst designation.

Quality Income Fund. Michael Z. Sun, CFA, Executive Director, joined Sterling Capital in 2009 and has been Co-Portfolio Manager of the Quality Income Fund since February 2014. He has investment experience since 1998. Michael received his MA in Economics from Bowling Green State University, his MS in Urban & Regional Study from Beijing University and his BS in Geography from Nanjing University. He holds the Chartered Financial Analyst designation.

Jeffrey D. Ormsby, CFA, Executive Director, joined Sterling Capital in 2011 and has been Co-Portfolio Manager of the Quality Income Fund since February 2016. He has investment experience since 2006. Jeff is a summa cum laude graduate of North Carolina State University where he received his BS in Economics and was recognized as valedictorian. He received his MBA from UNC's Kenan-Flagler Business School, where he was the Norman Block Valedictorian Award recipient. He holds the Chartered Financial Analyst designation.

Byron G. Mims, CFA, Executive Director, joined Sterling Capital in 2012 and has been Co-Portfolio Manager of the Quality Income Fund since February 2016. He has investment experience since 2006. Byron is a summa cum laude graduate of North Carolina State University where he received his BS in Economics and was recognized as valedictorian. He holds the Chartered Financial Analyst designation.

**Tax-Free Bond Funds.** Robert F. Millikan, CFA, Executive Director, joined BB&T Asset Management in 2000 and Sterling Capital through merger in October 2010. He has managed or has been a member of the team that manages each of the Tax-Free Bond Funds since February 2000 and has investment experience since 1990. He is a graduate of Wake Forest University where he received a BA in Economics. He holds the Chartered Financial Analyst designation.

Michael P. McVicker, Executive Director, joined Sterling Capital in 1992 and has investment experience since 1992. He has been an Associate Portfolio Manager for each of the Tax-Free Bond Funds since February 2016. Michael is a graduate of the University of North Carolina – Charlotte where he received his BSBA in Finance with a minor in Psychology.

## Fund Management

Additional information regarding the portfolio managers' compensation, other accounts managed by the portfolio managers, and the portfolio managers' ownership of shares in the Funds for which they are portfolio manager is available in the SAI.

### The Administrator and Underwriter

Sterling Capital Management LLC (the "Administrator"), 3605 Glenwood Avenue, Suite 100, Raleigh, NC 27612, serves as each Fund's administrator. The administrative services of the Administrator include providing office space, equipment and clerical personnel to the Funds and supervising custodial, auditing, valuation, bookkeeping, legal and dividend disbursing services. BNY Mellon Investment Servicing (US) Inc. ("BNY Mellon Investment Servicing"), 301 Bellevue Parkway, Wilmington, DE 19809, serves as each Fund's sub-administrator.

Sterling Capital Distributors, LLC (the "Distributor"), 899 Cassatt Rd., 400 Berwyn Park, Suite 110, Berwyn, PA 19312, serves as the principal underwriter of each Fund's shares. The Distributor may enter into arrangements with banks, broker dealers and other financial intermediaries through which investors may purchase or redeem shares. The Distributor is not affiliated with the Administrator or the Adviser or their affiliates.

The SAI has more detailed information about the Adviser and other service providers.



## Shareholder Information

### Choosing a Share Class

Sterling Capital Funds offer different classes of Fund shares, which have different expenses, eligibility requirements and other characteristics. Three classes of Fund shares, Institutional, Class R and Class R6 Shares, are offered in this Prospectus. Not all Funds or classes may be available for purchase in your state. The following are some of the main characteristics of the Institutional, Class R and Class R6 Shares:

#### Institutional Shares

- No sales charges.
- No distribution and shareholder service (12b-1) fees.
- Available to Truist Bank and its affiliates and other financial service providers or intermediaries approved by the Fund for the investment of funds for which they act in a fiduciary, advisory, agency, custodial or similar capacity; to individuals or corporations investing \$1,000,000 or more; to employees of Sterling Capital; to Trustees of the Sterling Capital Funds; and to investors and their households who were shareholders of a Stratton Predecessor Fund at the time of the reorganizations between each Stratton Predecessor Fund and its corresponding Sterling Capital Fund. Institutional Shares may also be available on certain brokerage platforms. An investor transacting in Institutional Shares through a broker may be required to pay a commission and/or other forms of compensation to the broker.
- Offered by all of the Funds

#### R Shares

- No sales charges.
- Distribution and shareholder service (12b-1) fee of 0.50% of average daily net assets.
- Available only to certain specified benefits plans (an "Eligible Plan"), such as 401(k) plans, 457 plans, and employer sponsored 403(b) plans whereby the plan or the plan's financial service firm has an agreement with the Fund, Distributor or Adviser to utilize Class R Shares in certain investment products or programs. Also available to certain registered investment adviser platforms and wrap products. Please call your financial adviser or plan administrator for more information.
- Eligible Plan participants generally must contact their plan service provider to purchase, redeem or exchange shares. The administrator of an Eligible Plan or employee benefits office can provide participants with detailed information on how to participate in the plan, elect a fund as an investment option, elect different investment options, alter the amounts contributed to the plan or change allocations among investment options. For questions about participant accounts, participants should contact their employee benefits office, the plan administrator or organization that provides recordkeeping services for the Eligible Plan.
- **Offered By:**

Mid Value Fund  
 Special Opportunities Fund  
 Equity Income Fund  
 Total Return Bond Fund  
 Behavioral Small Cap Value Equity Fund

#### R6 Shares

- No sales charges.
- No distribution and shareholder service (12b-1) fees.
- Available only to the following investors: (1) eligible group retirement and benefit plans (such as 401(k) plans, 457(b) plans, 403(b) plans, profit sharing plans and money purchase pension plans, defined benefit plans, and non-qualified deferred compensation plans, any of whose accounts are maintained by the Funds at an omnibus level); (2) 529 plans; (3) certain eligible institutional investors, including, for example, corporations, qualified non-profit organizations, charitable trusts, foundations and endowments, governmental entities, municipalities,

## Shareholder Information

and hospitals investing for their own account, and certain eligible accounts, including certain accounts at Truist Bank and its affiliates and predecessors where Truist Bank or its affiliates or predecessors (including, without limitation, their wealth management divisions) act in a fiduciary or discretionary capacity (excluding, without limitation, brokerage accounts), and certain other eligible investors that meet the applicable minimums ("Institutional Investors"); and (4) certain other eligible investors ("Other Investors"). Institutional Investors' minimum initial investment requirement is \$5 million and Other Investors' minimum initial investment requirement is \$10 million. The accounts of Institutional Investors and Other Investors must not be held for the benefit of multiple underlying, unrelated investors. Financial intermediaries such as clearing firms or record keepers that expect to receive compensation from a Fund or from Sterling Capital in the form of sub-recordkeeping, sub-transfer agency or other similar service fees are not eligible to purchase R6 Shares. R6 Shares of the Funds are not designed to accommodate the payment of sub-recordkeeping, sub-transfer agency or other similar service fees to financial intermediaries.

### • Offered By:

Behavioral Large Cap Value Equity Fund  
 Mid Value Fund  
 Behavioral Small Cap Value Equity Fund  
 Special Opportunities Fund  
 Equity Income Fund  
 Behavioral International Equity Fund  
 Stratton Real Estate Fund  
 Stratton Small Cap Value Fund  
 Short Duration Bond Fund  
 Total Return Bond Fund

*For actual past expenses of the Institutional and Class R Shares and estimated expenses for the Class R6 Shares, see the fund-by-fund information earlier in this Prospectus.*

*The Funds also offer Class A and Class C Shares, each of which has its own expense structure. Class A and Class C Shares are available to additional categories of investors, including investors who are fiduciary clients of Truist Bank and who are not otherwise eligible for Institutional Shares. Call the Funds for more information (see back cover of this Prospectus).*

*Generally, expenses applicable to a Fund are allocated to each share class of the Fund on the basis of the relative net assets of each class. Expenses applicable to a particular share class, such as distribution and shareholder service (12b-1) fees, are borne solely by that share class.*

### Sterling Capital Deposit Account

A shareholder may deposit redemption proceeds from any Sterling Capital Fund into the Sterling Capital Deposit Account ("SCDA") at Truist Bank. The SCDA is not a mutual fund.

The SCDA is an interest-bearing account offered through an arrangement with Truist Bank. Each SCDA depositor is federally insured by the Federal Deposit Insurance Corporation ("FDIC") subject to FDIC limits and conditions. An SCDA is only available to individuals, certain governmental units, trusts, and nonprofit organizations. Subject to applicable investment minimums you may open and maintain an SCDA and take advantage of check-writing (with a \$100 minimum per check) and easy online or telephonic transfers to and from your Sterling Capital Funds account. Check-writing privileges are not available for IRA accounts. The SCDA is subject to certain terms. Please call 1-800-228-1872 or visit [www.sterlingcapitalfunds.com](http://www.sterlingcapitalfunds.com) for more information. The rate of interest for the SCDA will vary.

In contrast to the SCDA, an investment in a Sterling Capital Fund is not a bank deposit and is not insured by the FDIC.

Shareholder Information

Pricing of Fund Shares

How NAV is Calculated

The per share net asset value (“NAV”) is calculated by adding the total value of a Fund’s investments and other assets, subtracting its liabilities and then dividing that figure by the number of outstanding shares of the Fund:

NAV =

Total Assets – Liabilities

Number of Shares Outstanding

Generally, you can find a Fund’s NAV daily at [www.wsj.com](http://www.wsj.com). NAV is calculated separately for each class of shares.

The per share NAV for each Fund is determined and its shares are priced as of close of regular trading on the NYSE, normally at 4:00 p.m. Eastern time on days the NYSE is open for regular trading. On any day that the bond or stock markets close early, such as days in advance of or following holidays or in the event of an emergency, the Funds reserve the right to advance the time NAV is determined and by which purchase, redemption, and exchange orders must be received on that day.

Your order for purchase, sale or exchange of shares is priced at the next NAV calculated after your order is received in good order by the Fund. This is what is known as the offering price.

A Fund’s securities are generally valued at current market prices. If market quotations are not readily available, or if available market quotations are determined not to be reliable, or if a security’s value has been materially affected by events occurring after the close of trading on the exchange or market on which the security is traded, but before a Fund’s NAV is calculated, prices will be based on fair value as determined by Sterling Capital Funds’ Pricing Committee (the “Pricing Committee”) pursuant to procedures established by Sterling Capital Funds’ Board of Trustees. For further information regarding the methods used in valuing the Fund’s investments, please see “Additional Information About the Funds — Fair Value Pricing Policies” on page 247.



## Shareholder Information

### Purchasing and Adding to Your Shares

#### Institutional Shares

You may purchase Institutional Shares of the Funds on any business day when the NYSE opens for regular trading through procedures established by the Fund in connection with the requirements of fiduciary, advisory, agency, custodial and other similar accounts maintained by or on behalf of customers of Truist Bank or one of its affiliates or other financial service providers or intermediaries approved by the Fund. These parties are responsible for transmitting orders to the Funds, may charge additional fees and may impose other limitations on buying and selling shares. Consult your investment representative or institution for specific information. Institutional Shares also may be purchased online at [www.sterlingcapitalfunds.com](http://www.sterlingcapitalfunds.com).

The minimum initial investment in Institutional Shares of the Funds offered by this Prospectus is \$1,000,000\*. An Institutional shareholder's minimum investment can be calculated by combining all accounts he/she maintains with Sterling Capital Funds.

\* Investors purchasing shares through Truist Bank, its affiliates or other financial service providers or intermediaries approved by the Fund, employees of Sterling Capital, trustees of the Sterling Capital Funds, and investors and their households who were shareholders of a Stratton Predecessor Fund<sup>1</sup> at the time of the reorganizations between each Sterling Stratton Predecessor Fund and its corresponding Sterling Capital Fund are not subject to a minimum initial investment requirement.

<sup>1</sup> Each of the Stratton Small Cap Value Fund, the Stratton Mid Cap Value Fund, and the Stratton Real Estate Fund (each, a "Stratton Predecessor Fund") transferred its assets and liabilities to Sterling Capital Stratton Small Cap Value Fund, Sterling Capital Stratton Mid Cap Value Fund and Sterling Capital Stratton Real Estate Fund, respectively, on November 13, 2015.

#### Class R Shares

Investors wishing to purchase Class R Shares should contact their Eligible Plan administrator, record keeper or other intermediary. Please refer to the plan document for information regarding buying and selling shares. Additional shares may be purchased through an Eligible Plan's administrator, record keeper or other intermediary. These parties are responsible for transmitting orders to the Funds.

#### Class R6 Shares

Class R6 Shares may be purchased on any business day when the NYSE is open for regular business. Investors wishing to purchase Class R6 Shares should contact their financial intermediary, plan administrator or the Funds directly. Eligible plan investors should refer to the plan document for information regarding buying and selling shares, as additional shares may also be purchased through your plan administrator; the plan administrator is responsible for transmitting orders to the Funds. Class R6 Shares also may be purchased as outlined below in "Instructions for Opening or Adding to an Account for R6 Shares."

The minimum initial investment in Class R6 Shares of the Funds offered by this Prospectus for Institutional Investors and Other Investors is \$5 million and \$10 million, respectively. There is no minimum initial investment requirement for eligible group retirement and benefit plans and 529 plans. There are no minimums for additional investments in a regular account, but there is a \$25 minimum investment requirement for subsequent investments made through an automatic investment plan. For accounts held directly at the Fund, an Institutional Investor or Other Investor can combine purchases of Class R6 Shares, held outside of a group retirement or benefit plan, with Class R6 Shares of other Funds in order to meet the applicable minimum initial investment. Investors are responsible for indicating their eligibility to combine purchases to meet the initial investment minimum of Class R6 Shares at the time of purchase.

#### All Shares

Not all Funds or classes may be available for purchase in your state.

All purchases must be in U.S. dollars. A fee will be charged for any checks that do not clear. Third-party checks, money orders, credit card convenience checks, cash, traveler's checks, and checks drawn on foreign currencies are not accepted. Each Fund or the transfer agent has the right to reject cashier's checks and official checks. In addition, bank starter checks are not accepted for initial purchase into the Funds.

A Fund or its agent may reject a purchase order if the Fund or its agent considers it in the best interests of the Fund and its shareholders.

## Shareholder Information

### Purchasing and Adding to Your Shares continued

Shares of the Funds have not been registered for sale outside of the U.S. The Funds generally do not sell shares to investors residing outside of the U.S., even if they are U.S. citizens or lawful permanent residents, except to investors with U.S. military APO or FPO addresses. Individuals residing in the European Economic Area (“EEA”), in particular, should take note that the Funds’ shares are not offered for sale in the EEA.

### Instructions for Opening or Adding to an Account for Class R6 Shares

#### By Mail

If purchasing shares through your financial intermediary, simply tell your financial intermediary that you wish to purchase shares of a Fund and he or she will complete and submit the necessary documentation. For all other purchases, follow the instructions below.

#### Initial Investment:

1. Carefully read and complete the application. Establishing your account privileges now saves you the inconvenience of having to add them later.
2. Make check payable to “Sterling Capital Funds.”
3. Mail to: Sterling Capital Funds P.O. Box 9762, Providence, RI 02940-9762

#### Subsequent Investments:

1. Use the investment slip attached to your account statement. Or, if unavailable,
2. Include the following information on a piece of paper:
  - Sterling Capital Funds/Fund name
  - Share class
  - Amount invested
  - Account name
  - Account number

Include your account number on your check.

3. Mail to: Sterling Capital Funds  
P.O. Box 9762, Providence, RI 02940-9762

#### By Overnight Service

See instructions 1-2 above for subsequent investments by mail.

Mail to: Sterling Capital Funds  
4400 Computer Drive, Westborough, MA 01581-1722

#### Electronic vs. Wire Transfer

Wire transfers allow financial institutions to send funds to each other, almost instantaneously. With an electronic purchase or sale, the transaction is made through the Automated Clearing House (“ACH”) and may take up to ten days to clear. There is generally no fee for ACH transactions.

#### Electronic Purchases

Your bank must participate in ACH and must be a U.S. Bank. Your bank or financial intermediary may charge a fee for this service.

Establish electronic purchase option on your account application or call 1-800-228-1872. Your account can generally be set up for electronic purchases within 15 days.

You may set up your Sterling Capital Deposit Account for electronic purchases.

## Shareholder Information

Call 1-800-228-1872 to arrange a transfer from your bank account.

### Questions?

Call 1-800-228-1872 or your investment representative.

### Online

Shares can also be purchased online. If shares are purchased online, no sales charges will be paid on those shares.

### Initial Investment:

1. Using an internet browser, go to [www.sterlingcapitalfunds.com](http://www.sterlingcapitalfunds.com) and sign up for an account. It will ask you to provide a username and password for future access to your account information.
2. Select the Fund and the number of shares you would like to purchase.
3. Enter your banking information so that funds can be debited from your bank account to purchase the shares.

### Subsequent Investments:

1. Go to [www.sterlingcapitalfunds.com](http://www.sterlingcapitalfunds.com) and sign in to your account using the username and password you selected previously.
2. See instructions 2-3 above for online initial investments.

### By Wire Transfer

*Note: Your bank may charge a wire transfer fee.*

### For initial investment:

Mail the completed application, along with a request for a confirmation number to P.O. Box 9762, Providence, RI 02940-9762.

### For subsequent investments:

Please call 1-800-228-1872 to request wire instructions.

**After instructing your bank to wire the funds, call 1-800-228-1872 to advise us of the amount being transferred and the name of your bank.**

**You can add to your account by using the convenient options described below.**

### Automatic Investment Plan for Institutional Shares and Class R6 Shares

You can make automatic investments in Institutional Shares and Class R6 Shares of the Fund(s) from your bank account, the Sterling Capital Deposit Account, through payroll deduction or from your federal employment, Social Security or other regular government checks. Automatic investments can be as little as \$25, once you've invested the minimum amount required to open the account.\* To invest regularly from your bank account:

- Complete the Automatic Investment Plan portion on your account application or the supplemental sign-up form.
- Make sure you note:
  - Your bank name, address and account number.
  - The amount you wish to invest automatically (minimum \$25).
  - How often you want to invest (every month, 4 times a year, twice a year or once a year).
- Attach a voided personal check.

Call 1-800-228-1872 for an enrollment form or consult the SAI for additional information.

\* Investors purchasing Institutional Shares through Truist Bank, its affiliates or other financial service providers or intermediaries approved by the Fund, employees of Sterling Capital, trustees of the Sterling Capital Funds, and investors who were shareholders of a Stratton Predecessor Fund at the time of the reorganizations between each Stratton Predecessor Fund and its corresponding Sterling Capital Fund are not subject to a minimum initial investment requirement.

## Shareholder Information

### Purchasing and Adding to Your Shares continued

---

#### Anti-Money Laundering Program

The Funds' transfer agent is required by law to obtain certain personal information from you (or a person acting on your behalf) in order to verify your (or such person's) identity. If this information is not provided, the transfer agent may not be able to open your account. If you are opening an account in the name of a legal entity (e.g., a partnership, business trust, limited liability company, corporation, etc.), you may be required to supply the identity of the beneficial owners or controlling persons of the legal entity prior to the opening of your account. If the transfer agent is unable to verify your identity (or that of another person authorized to act on your behalf), or believes they have identified potentially criminal activity, the Funds, the Distributor and the transfer agent each reserve the right to refuse to open your account, to close your account or to take such other action as they deem reasonable or required by law.

---

#### Dividends and Distributions

All dividends and distributions will be automatically reinvested unless you request otherwise. There are no sales charges for reinvested distributions. Income dividends for the Bond Funds are declared daily and paid monthly. Income dividends for the Equity Funds (other than the Behavioral International Equity Fund) are declared and paid quarterly to the extent they exceed a de minimis amount set by the Board of Trustees. Income dividends for the Behavioral International Equity Fund are declared and paid annually.

**Distributions are made on a per share basis regardless of how long you have owned your shares. The distribution will be taxable to you if you hold shares in a taxable account even if the distribution is paid from income or gains earned by the Fund before your investment (and thus was included in the price you paid).**

---

#### Avoid Tax Withholding

Each Fund is required to withhold a percentage of taxable dividends, capital gains distributions and redemptions paid to shareholders who have not provided the Fund with their certified taxpayer identification number or have otherwise failed to comply with Internal Revenue Service ("IRS") rules. Shareholders are urged to read the additional information concerning withholding provided in the SAI and provide a correct Taxpayer Identification Number (Social Security Number for most investors) on the account application.

#### Selling Your Shares

You may sell your shares at any time. Your sales price will be the next NAV determined after your sell order is received in good order by the Fund, its transfer agent, or your investment representative. For more information, see section on "General Policies on Selling Shares" on page 240.

---

#### Withdrawing Money from Your Fund Investment

As a mutual fund shareholder, you are technically selling shares when you request a withdrawal in cash. This is also known as redeeming shares or a redemption of shares.

---

#### Instructions for Selling Shares

##### Class R Shares

Selling shares, like purchases, may only be effected through your Eligible Plan or your financial intermediary. Contact your plan administrator or other intermediary or refer to the appropriate plan documents for details.

## Shareholder Information

### Institutional Shares and Class R6 Shares

If selling your shares through a financial institution or your financial adviser or broker, you should inquire about redemption procedures. Your adviser and/or broker may have transaction minimums and/or transaction times which will affect your redemption. Normally you will receive your proceeds within a week after your request is received. Eligible plan investors should contact their plan administrator or refer to the appropriate plan documents for details. For all other sales transactions, follow the instructions below. For additional policies on selling shares, including redemptions in writing requirements please see page 240.

#### By Telephone (unless you have declined telephone sales privileges)

1. Call 1-800-228-1872 with instructions as to how you wish to receive your funds (mail, wire, electronic transfer). (See “General Policies on Selling Shares — Verifying Telephone and Online Redemptions” on page 240).

#### By Mail

1. Call 1-800-228-1872 to request redemption forms or write a letter of instruction indicating:
  - your Fund and account number
  - amount you wish to redeem
  - address where your check should be sent
  - account owner signature
2. Mail to: Sterling Capital Funds, P.O. Box 9762, Providence, RI 02940-9762 or for overnight delivery mail to 4400 Computer Drive, Westborough, MA 01581-1722.

#### For the expedited delivery of your redemption proceeds we offer multiple options.

##### 1. By Overnight Service

The Fund will charge a \$10 fee for this service.

##### 2. By Wire Transfer

You must indicate this option on your application or provide a Medallion signature guarantee letter of instruction to add wire instructions after your account has been established.

The Fund will charge a \$7 wire transfer fee for each wire transfer request. *Note: Your financial institution may also charge a separate fee.*

If you call by 4 p.m. Eastern time, your payment will normally be wired to your bank on the next business day.

##### 3. Electronic Redemptions

Your bank must participate in the Automated Clearing House (“ACH”) and must be a U.S. bank. You may establish the transfer of electronic redemptions to your Sterling Capital Deposit Account. Note: Your financial institution may also charge a separate fee.

If you call by 4 p.m. Eastern time, your payment will normally be transferred to your bank within 3 business days.

#### Online

1. Using an internet browser, go to [www.sterlingcapitalfunds.com](http://www.sterlingcapitalfunds.com) and sign in to your account.
2. Select the account and fund you wish to sell.
3. Enter the number of shares you wish to redeem. You may have your redemption proceeds mailed to the address of record or sent to your bank account via electronic transfer (ACH). Electronic transfers are only allowed if the banking privilege was previously set up on your account. (See “General Policies on Selling Shares — Verifying Telephone and Online Redemptions” on page 240).

## Shareholder Information

### Selling Your Shares continued

#### Auto Withdrawal Plan for Institutional Shares and Class R6 Shares

You can receive automatic payments from your Institutional Shares and Class R6 Shares account on a monthly, quarterly, semi-annual or annual basis. You may receive automatic payments from your Sterling Capital Fund account into your Sterling Capital Deposit Account. The minimum withdrawal is \$25. To activate this feature:

- Complete the supplemental sign-up form which you may obtain by calling 1-800-228-1872.
- Include a voided personal check.
- Your account must have a value of \$5,000 or more to start withdrawals.
- If the value of your account falls below \$1,000, you may be asked to add sufficient funds to bring the account back to \$1,000, or the Fund may close your account and mail the proceeds to you.

#### General Policies on Selling Shares

#### Redemptions in Writing Requirements

You must request redemption in writing and obtain a Medallion signature guarantee if:

- Your account registration or the name(s) on your account has changed within the last 30 business days; or
- The check is not being mailed to the address on your account; or
- The check is not being made payable to the owner(s) of the account; or
- Your account address has changed within the last 30 business days; or
- The redemption proceeds are being transferred to another Sterling Capital Fund account with different registration; or
- The redemption proceeds are being wired to bank instructions currently not on your account.

A Medallion signature guarantee can be obtained from a financial institution, such as a bank, broker-dealer, or credit union, or from members of the STAMP (Securities Transfer Agents Medallion Program), MSP (New York Stock Exchange Medallion Signature Program) or SEMP (Stock Exchanges Medallion Program). Members are subject to dollar limitations which must be considered when requesting their Medallion signature guarantee. The transfer agent may reject any Medallion signature guarantee if it believes the transaction would otherwise be improper.

#### Verifying Telephone and Online Redemptions

The Funds make every effort to ensure that telephone and online redemptions are made only by authorized shareholders. All telephone calls are recorded for your protection and you will be asked for information to verify your identity. Similarly, the online purchasing and redemption system uses a password and symbol authentication system to verify your identity and to attempt to prevent unauthorized use. Given these precautions, unless you have specifically indicated on your application that you do not want the telephone or online redemption features, you may be responsible for any fraudulent telephone or online orders. If appropriate precautions have not been taken, the transfer agent may be liable for losses due to unauthorized transactions. Telephone and online transaction privileges, including purchases, redemptions and exchanges by telephonic instructions or facsimile instructions, may be revoked at the discretion of the Funds without advance notice to shareholders. In such cases, and at times of peak activity when it may be difficult to place requests by phone or online, transaction requests may be made by regular mail.

#### Redemptions Within 15 Business Days of Investment

When you have made an investment by check or ACH, the proceeds of your redemption may be held up to 15 business days until the transfer agent is satisfied that the funds have cleared. You can still avoid this delay by purchasing shares with a certified check or federal funds wire.

## Shareholder Information

### Payments to Shareholders

The Funds typically expect to make redemption payments on the first business day following the day on which the redemption request is received in good order prior to the Funds' valuation time, which is as of the close of regular trading on the NYSE, normally at 4:00 p.m. Eastern time, regardless of the method the Trust uses to make such payment (*e.g.*, by check, wire, or automated clearing house). A Fund, however, may take up to seven days to make redemption payments. A Fund may make redemption payments to shareholders at different times and in different forms (*e.g.*, cash or other assets) for redemption requests received on the same day.

### Methods of Redemption by the Funds

Under normal conditions, each Fund typically expects to use cash for redemption payments. Each Fund, however, has the right to use assets other than cash (or a combination of cash and other assets) for redemption payments (including payment in securities, known as "redemption in kind") and is more likely to do so during times of deteriorating market conditions or market stress, in cases where a significant portion of a Fund's portfolio is comprised of less-liquid securities or in the case of a very large redemption that could affect Fund operations. In cases where a Fund uses assets other than cash for redemption payments, the value of the non-cash assets will be determined as of the redemption date; the value of the assets when received by the redeeming shareholder may be lower (or higher) than their value as of the redemption date. Redemptions paid with portfolio assets other than cash may require shareholders to enter into new custodial arrangements if they do not have accounts available for holding securities and other assets directly. If a Fund deems redemption in kind advisable for the benefit of all shareholders, redemption in kind will consist of assets other than cash (or a combination of cash and other assets) equal in market value to the shares being redeemed. Redemptions in kind will generally result in one of the following: (i) a pro rata distribution of each security and other assets, which may include cash; (ii) a distribution of securities and other assets (which may include cash) that are representative of the Fund's portfolio; (iii) a non-pro rata distribution of one or more individual securities and other assets (which may include cash); or (iv) a portion distributed on a pro rata basis and a portion distributed on a non-pro rata basis of individual securities and other assets, which may include cash. When you convert any securities distributed to you to cash, you may pay taxes and brokerage charges. Any securities received will also be subject to market risk until sold.

### Closing of Small Accounts

If your account holding Institutional Shares falls below \$1,000,000, the Fund may ask you to increase your balance, except investors and their households who were shareholders of a Stratton Predecessor Fund at the time of the reorganizations between each Stratton Predecessor Fund and its corresponding Sterling Capital Fund. If your account is still below \$1,000,000 after 60 days, the Fund may close your account and send you the proceeds at the current NAV. Please refer to materials provided by your plan administrator or other financial intermediary for information related to Class R Shares and Class R6 Shares.

### Undeliverable Distribution Checks

For any shareholder who chooses to receive distributions in cash:

If distribution checks (1) are returned and marked as "undeliverable" or (2) remain uncashed for six months, your account will be changed automatically so that all future distributions are reinvested in your account. Checks that remain uncashed for six months will be canceled and the money will be reinvested in the appropriate Fund at the current NAV.

### Distribution and Shareholder Service (12b-1) Fees

12b-1 fees compensate financial intermediaries, including banks, brokers and other investment representatives for services and expenses relating to the sale and distribution of the Fund's shares and/or for providing shareholder services. 12b-1 fees are paid from Fund assets on an ongoing basis, and will increase the cost of your investment.

- The 12b-1 and shareholder servicing fees vary by share class as follows:
- Institutional Shares and R6 Shares pay no 12b-1 fee.
- Class R Shares pay a 12b-1 fee of up to 0.50% of the average daily net assets of the applicable Fund. This will cause expenses for Class R Shares to be higher and dividends to be lower than for Institutional Shares.

## Shareholder Information

### Financial Intermediary Support Payments

#### *Revenue Sharing*

The Adviser and/or its affiliates will under certain circumstances pay out of their own assets (and not as an additional charge to a Fund) compensation to selected affiliated and unaffiliated brokers, dealers and other financial intermediaries in connection with the sale and distribution of the shares and/or the retention and/or servicing of Fund investors and Fund Shares. These payments, sometimes referred to as “revenue sharing” payments are payments over and above any sales charges (including Rule 12b-1 fees) and service fees paid by the Funds, which are described elsewhere in this Prospectus. These additional payments may be made to supplement commissions reallocated to dealers, and will take various forms, including: (1) due diligence payments for a financial intermediary’s examination of the Funds and payments for employee training and education relating to the Funds; (2) listing fees for the placement of the Funds on a financial intermediary’s list of mutual funds available for purchase by its clients; (3) fees for providing assistance in promoting the sale of shares; (4) payments in connection with attendance at sales meetings for the promotion of the sale of shares; and (5) payments for the sale of shares and/or the maintenance of share balances. The amount of these payments is determined at the discretion of the Adviser and/or its affiliates from time to time, may be substantial, and may be different for different financial advisors. Receipt of, or the prospect of receiving, this additional compensation may influence your financial intermediary’s recommendation of a Fund or a of a particular share class of a Fund. You should review your financial intermediary’s compensation disclosure and/or talk to your financial advisor for additional information.

#### *Shareholder Service Fees*

The Funds may also directly enter into agreements with financial intermediaries pursuant to which the Funds will pay the financial intermediary for services such as networking or sub-transfer agency services. Payments by the Funds made pursuant to such agreements are generally based on either (1) a percentage of the average daily net assets of clients serviced by such financial intermediary up to a set maximum dollar amount per shareholder account serviced, or (2) the number of accounts serviced by such financial intermediary, with a maximum per account charge for each account serviced. Payments made pursuant to such agreements are in addition to any Rule 12b-1 fees the financial intermediary may also be receiving pursuant to agreements with the Distributor and the revenue sharing payments discussed above.



## Shareholder Information

### Exchanging Your Shares

You generally can exchange your shares in one Fund for shares of the same class of another Sterling Capital Fund, usually without paying additional sales charges (see “Notes on Exchanges” below). You must meet the minimum investment requirements for the Sterling Capital Fund into which you are exchanging. Exchanges from one Fund to another are taxable. You may deposit redemption proceeds into the Sterling Capital Deposit Account.

### Institutional Shares

Institutional Shares may also be exchanged for Class A Shares of the same Fund if you cease to be eligible to purchase Institutional Shares. Institutional Shares of each Fund may not be exchanged for Class C Shares or Class R Shares, and may be exchanged for Class R6 Shares only if you become eligible to purchase Class R6 Shares. No transaction fees are currently charged for exchanges. Furthermore, the exchange or conversion of Institutional Shares for Class A Shares will generally require payment of the sales charge, if applicable, unless (i) the sales charge is waived or (ii) the exchange or conversion is pursuant to the policies and procedures of the financial intermediary through which such shares are held. Please consult the Class A and Class C Shares prospectus for more information.

### Class R Shares

The exchange privilege may be available to you through your Eligible Plan or financial intermediary. Please consult your plan administrator or other intermediary for more information.

### Class R6 Shares

Class R6 Shares may also be exchanged for Class A Shares, if you cease to be eligible to purchase Class R6 Shares. Class R6 Shares may not be exchanged for Class C Shares, Class R Shares or Institutional Shares. Please consult the Class A and Class C Shares prospectus for more information.

For Class R6 Shares held through a retirement or benefit plan, the exchange privilege may be available to you through your plan. Please consult your plan administrator for more information.

### Conversions

Each Fund may in its discretion convert shares of one class into shares of a different class of the same Fund.

#### Instructions for Exchanging Shares

##### Institutional Shares and R6 Shares

Exchanges may be made by sending a written request to Sterling Capital Funds, P.O. Box 9762, Providence, RI 02940-9762, by calling 1-800-228-1872, or by visiting [www.sterlingcapitalfunds.com](http://www.sterlingcapitalfunds.com). Please provide the following information:

- Your name and telephone number,
- The exact name on your account and account number,
- Taxpayer identification number (usually your Social Security number),
- Dollar value or number of shares to be exchanged,
- The name of the Fund and share class from which the exchange is to be made, and
- The name of the Fund and share class into which the exchange is being made.

See “Selling your Shares” on page 238 for important information about telephone and online transactions.

##### Class R Shares and Class R6 Shares Held through a Retirement or Benefit Plan

Please consult your plan administrator for more instructions on how to exchange your shares.

##### Notes on Exchanges

- When exchanging from a Fund or share class that has no sales charge or a lower sales charge to a Fund or share class with a higher sales charge, absent the availability of a waiver, you will pay the difference.
- The registration and tax identification numbers of the two accounts must be identical.
- The exchange privilege (including systematic exchanges, if applicable) may be changed or eliminated at any time upon 60 days’ notice to shareholders.
- Be sure to read carefully the Prospectus of any Fund or share class into which you wish to exchange shares.

## Shareholder Information

### Cost Basis Reporting

Upon the redemption or exchange of your Fund shares, the Fund or, if you purchase your shares through a financial intermediary, your financial intermediary generally will be required to provide you and the IRS with cost basis and certain other related tax information about the Fund shares you redeemed or exchanged. This cost basis reporting requirement is effective for shares purchased, including through distribution reinvestments, on or after January 1, 2012. Such reporting is not required for shares held in a non-taxable (retirement or other tax-advantaged) account. Cost basis is typically the price you pay for your shares (including reinvested distributions), with adjustments for certain commissions, wash-sales, organizational actions, and other items, including any returns of capital paid to you by the Fund in respect of your shares. Cost basis is used to determine your net gains and losses on any shares you redeem or exchange in a taxable account.

The Fund or your financial intermediary, as applicable, will permit you to select from a list of alternative cost basis reporting methods to determine your cost basis in Fund shares acquired on or after January 1, 2012. If you do not select a particular cost basis reporting method, the Fund or financial intermediary will apply its default cost basis reporting method to your shares. If you hold your shares directly in a Fund account, the Fund's default method (or the method you have selected by notifying the Fund) will apply; if you hold your shares in an account with a financial intermediary, the intermediary's default method (or the method you have selected by notifying the intermediary) will apply. Please visit the Fund Web site [www.sterlingcapitalfunds.com](http://www.sterlingcapitalfunds.com) or consult your financial intermediary, as appropriate, for more information regarding the available methods for cost basis reporting and how to select a particular method. You should consult your tax advisor concerning the application of these rules to your investment in the Fund, and to determine which available cost basis method is best for you. Please note that you are responsible for calculating and reporting your cost basis on Fund shares acquired prior to January 1, 2012.

### Market Timing Policies

Excessive short-term trading or other abusive trading practices may disrupt portfolio management strategies and hurt Fund performance. Such practices may dilute the value of Fund shares, interfere with the efficient management of a Fund's investments, and increase brokerage and administrative costs. To prevent disruption in the management of the Funds due to market timing strategies, we have adopted certain policies and procedures. We reserve the right to close any account, limit exchange activity or reject any purchase order for any account in which we have identified a pattern of excessive or abusive trading. We cannot guarantee that we will detect every market timer due to the limitations inherent in our technological systems or those of our service providers; as a result, some shareholders may be able to market time while others bear the effect of market timing activity. For example, certain accounts, which are known as omnibus accounts, include multiple investors and such accounts typically provide the Funds with a net purchase or redemption order on any given day where purchasers of Fund shares and redeemers of Fund shares are netted against one another and the identity of individual purchasers and redeemers are not known by the Fund. While the Funds seek to monitor for market timing activities in the omnibus accounts and may restrict purchases or exchanges of Fund shares held in such omnibus accounts pursuant to Rule 22c-2 shareholder information agreements between a Fund and the financial intermediaries holding such omnibus accounts, the netting effect limits the Funds' ability to locate and eliminate individual market timers. In addition to the Funds' frequent trading policies, the Funds may permit financial intermediaries to utilize their own policies and procedures to identify market timers holding Fund shares through accounts such as omnibus accounts. These policies and procedures may be different than those utilized by the Funds.

We will apply our policies and procedures consistently to all Fund shareholders, except with respect to trades that occur through omnibus accounts at financial intermediaries as described above. We reserve the right to modify our policies and procedures at any time without prior notice as we deem in our sole discretion to be in the best interests of Fund shareholders, or to comply with state or federal legal requirements. For the avoidance of doubt, the Funds' market timing policies and procedures do not apply to intra-Fund exchanges (e.g., exchanges from one class of shares of a Fund to another class of shares of the same Fund).

### Dividends, Distributions and Taxes

*Please consult your tax adviser regarding your specific questions about federal, state, local, foreign or other taxes applicable to you.* Below we have summarized some important U.S. federal income tax issues that affect the Funds and their shareholders. Your investment in the Funds may have other tax implications. This summary is based on current tax laws, which may change.

## Shareholder Information

Each Fund has elected to be treated and intends to qualify each year as a regulated investment company for U.S. federal income tax purposes. A regulated investment company is not subject to tax at the corporate level on income and gains from investments that are distributed in a timely manner to shareholders. A Fund's failure to qualify as a regulated investment company would result in corporate level taxation, and consequently, a reduction in income available for distribution to shareholders.

**Distributions.** Generally, for federal income tax purposes, Fund distributions of investment income (other than "exempt-interest dividends," described below) are taxable to you as ordinary income. Taxes on distributions of capital gains are determined by how long the Fund owned (or is deemed to have owned) the investments that generated them, rather than how long you have owned your shares. Distributions of net capital gain (that is, the excess of net long-term capital gains from the sale of investments that a Fund owned for more than one year over net short-term capital losses from the sale of investments that a Fund owned for one year or less, in each case determined with reference to capital loss carryforwards) that are properly reported by the Fund as capital gain dividends will generally be taxable as long-term capital gains includible in your net capital gain and taxed to individuals at reduced rates. Distributions of gains from the sale of investments that a Fund owned for one year or less will be taxable as ordinary income.

Distributions of investment income properly reported by a Fund as derived from "qualified dividend income" are taxed to individuals at the reduced rates applicable to net capital gain, provided holding period and other requirements are met at both the shareholder and Fund levels. The Bond Funds do not expect a significant portion of Fund distributions to be derived from qualified dividend income.

A 3.8% Medicare contribution tax is imposed on the "net investment income" of certain individuals, estates and trusts to the extent such person's income exceeds certain threshold amounts. Net investment income generally includes for this purpose dividends, including any capital gain dividends but not including exempt-interest dividends (described below) paid by a Fund, and net gains recognized on the sale, exchange, redemption or other taxable disposition of shares of a Fund.

Distributions are taxable whether you receive them in cash or reinvest them in additional shares. Distributions are also taxable to you even if they are paid from income or gains earned by a Fund before your investment (and thus were included in the price you paid for your shares). Distributions of investment income and capital gains may be subject to state and local taxes as well.

Sterling Capital Funds will send you a statement each year showing the tax status of all your distributions. Distributions may vary considerably from year to year.

**Special Considerations for Tax-Free Bond Fund Shareholders.** Distributions from the Tax-Free Bond Funds of "exempt-interest dividends" (that is, distributions of net income from tax-exempt securities that are properly reported as such by the Fund) generally will be exempt from federal regular income tax, but may be taxable for federal alternative minimum tax purposes for individual shareholders and for state and local tax purposes. The Tax-Free Bond Funds generally expect most of their income dividends to be exempt-interest dividends. In the case of the North Carolina Intermediate Tax-Free Fund, South Carolina Intermediate Tax-Free Fund, Virginia Intermediate Tax-Free Fund, and West Virginia Intermediate Tax-Free Fund, income dividends are expected to be exempt from North Carolina, South Carolina, Virginia, and West Virginia income taxes, respectively. However, if you receive Social Security or railroad retirement benefits, you should consult your tax adviser to determine what effect, if any, an investment in the Tax-Free Bond Funds may have on the federal taxation of your benefits. Distributions made by a Tax-Free Bond Fund from investments other than tax-exempt securities, whether such investments are made for defensive reasons or otherwise, may result in federal taxes (as described in the preceding subsection) and/or state income or other taxes.

## Shareholder Information

**Special Considerations Regarding a Fund's Investments in Foreign Securities and Foreign Currencies.** Income, gains and proceeds from a Fund's investments in foreign securities may be subject to foreign withholding or other taxes. In that case, the Fund's yield on those securities would be decreased. If a Fund meets certain requirements relating to its asset holdings, and such Fund elects to pass through to its shareholders foreign tax credits or deductions, taxable shareholders generally will be entitled to claim a credit or deduction with respect to foreign taxes paid by such Fund. Even if a Fund elects to pass through to its shareholders foreign tax credits or deductions, tax-exempt shareholders and those who invest in such Fund through tax-advantaged accounts such as IRAs will not benefit from any such tax credit or deduction. The Funds generally do not expect to pass through foreign tax credits or deductions to their shareholders. Therefore, shareholders generally are not expected to be entitled to claim a credit or deduction with respect to foreign taxes paid by a Fund. In addition, a Fund's investments in foreign securities or foreign currencies may increase or accelerate a Fund's recognition of ordinary income and may affect the timing or amount of a Fund's distributions, which could increase your tax liability.

**Special Considerations Regarding a Fund's Investments in Derivatives and Related Transactions.** Certain of a Fund's investments, including certain options, futures, forwards, and swaps, and similar transactions could affect the amount, timing and character of distributions you receive. In particular, a Fund's transactions in options will likely increase the amount of net short-term capital gains realized by the Fund, and therefore, the percentage of the Fund's distributions that are taxable to shareholders as ordinary income.

**Special Considerations for Non-U.S. Shareholders.** Distributions by a Fund to a shareholder that is not a "United States person" within the meaning of the Internal Revenue Code properly reported by the Fund as (i) capital gain dividends, (ii) short-term capital gain dividends, or (iii) interest-related dividends, each as defined and subject to certain conditions described in the SAI, generally are not subject to withholding of U.S. federal income tax.

Distributions by a Fund to such a shareholder other than capital gain dividends, short-term capital gain dividends and interest-related dividends are generally subject to withholding of U.S. federal income tax at a rate of 30% (or lower applicable treaty rate).

**Sales, Exchanges and Redemptions of Shares.** A sale, exchange or redemption of your Fund shares is a taxable event. Any gain resulting from a sale, exchange or redemption of your Fund shares (even if the income from the shares is tax-exempt) will generally be subject to federal income tax as capital gains. Any loss from the sale, exchange or redemption of your Fund shares will generally be treated as capital loss.

**Backup Withholding.** Each Fund generally is required to withhold and remit to the U.S. Treasury under the backup withholding rules a percentage of the proceeds of share sales, exchanges, or redemptions made by, and the dividends and other distributions paid to, any individual shareholder who (i) fails to properly furnish the Fund with a correct taxpayer identification number (TIN), (ii) who has under-reported dividend or interest income, or (iii) who fails to certify to the Fund that he or she is not subject to such withholding. The backup withholding rules may also apply to distributions that are properly reported as exempt-interest dividends. Backup withholding is not an additional tax. Any amounts withheld may be credited against the shareholder's federal income tax liability, provided the appropriate information is furnished to the IRS.

**General.** Generally, the Funds' Portfolio Managers (other than the Portfolio Managers of the Tax-Free Bond Funds) do not consider taxes when deciding to buy or sell securities. Distributions of dividends and capital gains from your sale or exchange of Fund shares may be subject to foreign, state and local income taxes in addition to federal taxes.

The tax information in this Prospectus is provided as general information and will not apply to you if you are investing through a tax-advantaged account such as an IRA or a qualified employee benefit plan. Shareholders are urged to consult with their tax advisers to determine the tax considerations that are relevant to their particular tax situation, including possible federal, state, local and foreign taxes.

**More information about taxes is in the SAI.**

## Shareholder Information

### Additional Information About the Funds

#### Fair Value Pricing Policies

A Fund will fair value price its securities when market quotations are not readily available or if available market quotations are determined not to be reliable. Generally, this would include securities for which trading has been halted, securities whose value has been materially affected by the occurrence of a significant event (as defined below), securities whose price has become stale (*i.e.*, the market price has remained unchanged for five business days), and other securities where a market price is not available from either a national pricing service or a broker. In these situations, the Pricing Committee will employ certain Board-approved methodologies to determine a fair value for the securities. Fair valuations will be reviewed by the Board of Trustees on a quarterly basis. Fair value pricing may result in a different determination of a Fund's NAV price than other valuation methods.

A "significant event" is one that occurred prior to a Fund's valuation time, is not reflected in the most recent market price of a security, and materially affects the value of a security. Generally, such "significant events" relate to developments in foreign securities that occur after the close of trading in their respective markets. The Fund's accounting agent may obtain fair value prices of foreign securities through utilization of a Fair Value Pricing Service previously approved by the Board where a movement in the U.S. equities market is sufficiently large to constitute a trigger established by the Pricing Committee.

#### Disclosure of Portfolio Holdings

Information regarding the Funds' policies and procedures regarding the disclosure of portfolio holdings is contained in our SAI.

#### Investment in Exchange-Traded Funds

The Funds may each invest in exchange-traded funds.

Investment in exchange-traded funds ("ETFs") offers, among other things, an efficient means to achieve diversification to a particular industry that would otherwise only be possible through a series of transactions and numerous holdings. Although similar diversification benefits may be achieved through an investment in another investment company, ETFs generally offer greater liquidity and lower expenses. Because an ETF charges its own fees and expenses, fund shareholders will indirectly bear these costs. The Funds will also incur brokerage commissions and related charges when purchasing shares in an ETF in secondary market transactions. Unlike typical investment company shares, which are valued once daily, shares in an exchange-traded fund may be purchased or sold on a listed securities exchange throughout the trading day at market prices that are generally close to NAV. See "Additional Investment Strategies and Risks" for information regarding the risks associated with investment in an ETF.

Because ETFs are investment companies, investment in such funds would, absent exemptive relief, be limited under applicable Federal statutory provisions. Those provisions restrict a fund's investment in the shares of another investment company to up to 5% of its assets (which may represent no more than 3% of the securities of such other investment company) and limit aggregate investments in all investment companies to 10% of assets. The Funds may invest in certain ETFs in excess of the 3-5-10 Limitations in reliance on exemptive relief issued to the ETF by the SEC, provided that certain conditions are met.

#### Householding

In order to reduce shareholder expenses, we may, unless you instruct otherwise, mail only one copy of a Fund's prospectus and each annual and semi-annual report to those addresses shared by two or more accounts. This process is commonly known as "householding." If you do not wish to receive individual copies of these documents, please call 1-800-228-1872, or if your shares are held through a financial institution, please contact them directly. We will begin sending your individual copies to you within 30 days of our receipt of your request to discontinue householding.

## Shareholder Information

### Contractual Arrangements

Sterling Capital Funds (the “Trust”) enters into contractual arrangements with various parties, including, among others, the Adviser, Administrator, Fund accountant and sub-administrator, Distributor, custodian and transfer agent, who provide services to the Funds. Shareholders are not parties to, or intended (or “third-party”) beneficiaries of, any of those contractual arrangements, and those contractual arrangements are not intended to create in any individual shareholder or group of shareholders any right to enforce them against the service providers or to seek any remedy under them against the service providers, either directly or on behalf of the Trust.

This Prospectus provides information concerning the Trust and the Funds that you should consider in determining whether to purchase shares of a Fund. None of this Prospectus, the SAI or any of the above-referenced contracts is intended to, nor does it, give rise to an agreement or contract between the Trust or the Funds and any investor, or give rise to any contract or other rights in any individual shareholder, group of shareholders or other person other than any rights conferred explicitly by federal or state securities laws that may not be waived.



## Other Information About the Funds

### Financial Highlights

The financial highlights table is intended to help you understand the Funds' financial performance for the past 5 years or, if shorter, the period of the Funds' operations. All information shown for the Stratton Mid Cap Value Fund, Stratton Real Estate Fund and Stratton Small Cap Value Fund prior to their commencement of operations on November 16, 2015 is that of the Stratton Predecessor Funds. Certain information reflects financial results for a single Fund share. The total returns in the table represent the rate that an investor would have earned (or lost) on an investment in the Fund (assuming reinvestment of all dividends and distributions). This information for the periods ended September 30, 2020 and September 30, 2019 was derived from the audited financial statements, which were audited by Cohen & Company, Ltd., the Funds' independent registered public accounting firm. Financial information for the periods ended September 2018, 2017 and 2016 was audited by KPMG LLP, the Funds' prior independent registered public accounting firm. The Funds' audited financial statements, including the notes thereto, and the related report of the independent registered public accounting firm in the Funds' Annual Report for the fiscal year ended September 30, 2020 are incorporated by reference into the Funds' SAI, which is available upon request.

## Other Information About the Funds

### Financial Highlights continued

Select data for a share of beneficial interest outstanding throughout the periods indicated.

		Investment Activities				Distributions		
	Net Asset Value, Beginning of Year	Net investment income (loss) <sup>(a)</sup>	Net realized/unrealized gains (losses) on investments	Total from Investment Activities	Net investment income	Net realized gains on investments	Total Distributions	
Sterling Capital Behavioral Large Cap Value Equity Fund								
Year Ended September 30, 2020	\$ 19.62	0.41	(2.10)	(1.69)	(0.52)	(0.58)	(1.10)	
Year Ended September 30, 2019	\$ 22.43	0.44	(1.07)	(0.63)	(0.43)	(1.75)	(2.18)	
Year Ended September 30, 2018	\$ 20.82	0.33	1.97	2.30	(0.50)	(0.19)	(0.69)	
Year Ended September 30, 2017	\$ 17.78	0.41	2.98	3.39	(0.35)	—	(0.35)	
Year Ended September 30, 2016	\$ 16.62	0.32	1.16	1.48	(0.32)	—	(0.32)	
Sterling Capital Mid Value Fund								
Year Ended September 30, 2020	\$ 16.46	0.06	(0.81)	(0.75)	(0.25)	(1.13)	(1.38)	
Year Ended September 30, 2019	\$ 19.42	0.08	(0.77)	(0.69)	(0.01)	(2.26)	(2.27)	
Year Ended September 30, 2018	\$ 19.00	0.01	1.26	1.27	(0.01)	(0.84)	(0.85)	
Year Ended September 30, 2017	\$ 16.92	0.03	2.59	2.62	(0.01)	(0.53)	(0.54)	
Year Ended September 30, 2016	\$ 18.14	0.07	2.07	2.14	(0.02)	(3.34)	(3.36)	
Sterling Capital Behavioral Small Cap Value Equity Fund								
Year Ended September 30, 2020	\$ 14.66	0.13	(2.69)	(2.56)	(0.15)	—	(0.15)	
Year Ended September 30, 2019	\$ 18.82	0.21	(2.09)	(1.88)	(0.30)	(1.98)	(2.28)	
Year Ended September 30, 2018	\$ 18.55	0.19	0.89	1.08	(0.16)	(0.65)	(0.81)	
Year Ended September 30, 2017	\$ 15.30	0.17	3.18	3.35	(0.10)	—	(0.10)	
Year Ended September 30, 2016	\$ 14.14	0.22	1.16	1.38	(0.21)	(0.01)	(0.22)	
Sterling Capital Special Opportunities Fund								
Year Ended September 30, 2020	\$ 26.07	0.06	1.45	1.51	(0.05)	(1.33)	(1.38)	
Year Ended September 30, 2019	\$ 27.73	0.08	0.12	0.20	— <sup>(b)</sup>	(1.86)	(1.86)	
Year Ended September 30, 2018	\$ 25.65	0.09	4.11	4.20	(0.18)	(1.94)	(2.12)	
Year Ended September 30, 2017	\$ 22.48	0.08	3.51	3.59	(0.01)	(0.41)	(0.42)	
Year Ended September 30, 2016	\$ 23.78	0.06	1.95	2.01	—	(3.31)	(3.31)	
Sterling Capital Equity Income Fund								
Year Ended September 30, 2020	\$ 21.33	0.41	(0.39)	0.02	(0.41)	(0.84)	(1.25)	
Year Ended September 30, 2019	\$ 21.61	0.44	1.23	1.67	(0.43)	(1.52)	(1.95)	
Year Ended September 30, 2018	\$ 20.89	0.40	2.66	3.06	(0.39)	(1.95)	(2.34)	
Year Ended September 30, 2017	\$ 18.34	0.39	2.60	2.99	(0.42)	(0.02)	(0.44)	
Year Ended September 30, 2016	\$ 17.39	0.35	2.06	2.41	(0.36)	(1.10)	(1.46)	

\* During the periods certain fees were waived. If such reductions had not occurred, the ratios would have been as indicated.

\*\* Portfolio turnover rate is calculated on the basis of the Fund as a whole without distinguishing between classes of shares issued.

(a) Per share net investment income (loss) has been calculated using the average daily shares method.

(b) Amount is less than \$0.005.



## Institutional Shares

## Ratios/Supplementary Data

Net Asset Value, End of Year	Total Return	Net Assets, End of Year (000)	Ratio of net expenses to average net assets	Ratio of net investment income (loss) to average net assets	Ratio of expenses to average net assets*	Portfolio turnover rate**
\$ 16.83	(8.96)%	\$ 1,949	0.64%	2.18%	0.66%	167.34%
\$ 19.62	(2.08)%	\$ 7,550	0.64%	2.28%	0.64%	142.59%
\$ 22.43	11.19%	\$ 8,862	0.63%	1.51%	0.63%	127.89%
\$ 20.82	19.18%	\$ 272,504	0.64%	2.12%	0.64%	144.85%
\$ 17.78	8.94%	\$ 240,971	0.76%	1.83%	0.90%	145.53%
\$ 14.33	(5.50)%	\$ 36,835	0.89%	0.39%	1.04%	28.77%
\$ 16.46	(2.54)%	\$ 154,259	0.93%	0.49%	0.93%	26.62%
\$ 19.42	6.82%	\$ 323,012	0.92%	0.08%	0.92%	34.62%
\$ 19.00	15.73%	\$ 632,867	0.90%	0.15%	0.90%	24.83%
\$ 16.92	13.32%	\$ 550,697	0.93%	0.41%	0.93%	25.45%
\$ 11.95	(17.64)%	\$ 6,820	0.80%	0.97%	0.84%	119.76%
\$ 14.66	(9.32)%	\$ 28,223	0.80%	1.42%	0.80%	124.82%
\$ 18.82	5.96%	\$ 39,047	0.78%	1.04%	0.78%	89.85%
\$ 18.55	21.89%	\$ 208,404	0.80%	0.99%	0.85%	109.05%
\$ 15.30	9.80%	\$ 157,413	0.88%	1.54%	0.98%	120.42%
\$ 26.20	5.79%	\$ 170,323	0.86%	0.22%	0.86%	17.50%
\$ 26.07	1.47%	\$ 281,099	0.86%	0.30%	0.86%	17.31%
\$ 27.73	17.46%	\$ 350,030	0.86%	0.35%	0.86%	22.78%
\$ 25.65	16.22%	\$ 652,211	0.87%	0.32%	0.87%	18.92%
\$ 22.48	8.86%	\$ 587,320	0.92%	0.27%	0.97%	27.32%
\$ 20.10	0.15%	\$ 1,057,722	0.77%	2.06%	0.78%	33.60%
\$ 21.33	8.72%	\$ 992,964	0.77%	2.17%	0.77%	23.20%
\$ 21.61	15.58%	\$ 828,607	0.77%	1.91%	0.77%	19.49%
\$ 20.89	16.51%	\$ 980,982	0.78%	2.04%	0.78%	16.93%
\$ 18.34	14.75%	\$ 943,101	0.96%	2.04%	0.96%	20.64%

## Other Information About the Funds

### Financial Highlights continued

Select data for a share of beneficial interest outstanding throughout the periods indicated.

		Investment Activities			Distributions		
	Net Asset Value, Beginning of Period	Net investment income (loss) <sup>(a)</sup>	Net realized/unrealized gains (losses) on investments	Total from Investment Activities	Net investment income	Net realized gains on investments	Total Distributions
<b>Sterling Capital Behavioral International Equity Fund</b>							
Year Ended September 30, 2020	\$ 9.49	0.27	(1.32)	(1.05)	(0.30)	—	(0.30)
Year Ended September 30, 2019	\$ 11.18	0.35	(1.33)	(0.98)	(0.31)	(0.40)	(0.71)
Year Ended September 30, 2018	\$ 11.76	0.28	(0.40)	(0.12)	(0.35)	(0.11)	(0.46)
Year Ended September 30, 2017	\$ 9.69	0.27	1.97	2.24	(0.17)	—	(0.17)
Year Ended September 30, 2016	\$ 9.24	0.23	0.44	0.67	(0.22)	—	(0.22)
<b>Sterling Capital SMID Opportunities Fund</b>							
Year Ended September 30, 2020	\$ 13.31	— <sup>(d)</sup>	(0.13)	(0.13)	—	(0.63)	(0.63)
Year Ended September 30, 2019	\$ 12.48	0.01	0.82	0.83	—	—	—
Year Ended September 30, 2018	\$ 11.77	(0.02)	0.99	0.97	(0.08)	(0.18)	(0.26)
October 3, 2016 to September 30, 2017 <sup>(e)</sup>	\$ 10.00	0.02	1.76	1.78	(0.01)	—	(0.01)
<b>Sterling Capital Stratton Mid Cap Value Fund</b>							
Year Ended September 30, 2020	\$ 64.31	0.40	(3.64)	(3.24)	(0.61)	(1.51)	(2.12)
Year Ended September 30, 2019	\$ 69.02	0.45	0.15	0.60	(0.29)	(5.02)	(5.31)
Year Ended September 30, 2018	\$ 66.47	0.27	4.87	5.14	(0.30)	(2.29)	(2.59)
Year Ended September 30, 2017	\$ 55.97	0.19	10.66	10.85	(0.08)	(0.27)	(0.35)
Period Ended September 30, 2016	\$ 52.55	0.07	3.35	3.42	—	—	—
<b>Sterling Capital Stratton Real Estate Fund</b>							
Year Ended September 30, 2020	\$ 42.36	0.59	(3.97)	(3.38)	(0.80)	(1.52)	(2.32)
Year Ended September 30, 2019	\$ 37.63	0.79	6.05	6.84	(0.87)	(1.24)	(2.11)
Year Ended September 30, 2018	\$ 37.10	0.81	1.52	2.33	(0.58)	(1.22)	(1.80)
Year Ended September 30, 2017	\$ 39.74	0.83	(0.53)	0.30	(1.19)	(1.75)	(2.94)
Period Ended September 30, 2016	\$ 36.01	0.61	3.62	4.23	(0.50)	—	(0.50)
<b>Sterling Capital Stratton Small Cap Value Fund</b>							
Year Ended September 30, 2020	\$ 78.38	0.41	(9.36)	(8.95)	(0.46)	(4.93)	(5.39)
Year Ended September 30, 2019	\$ 89.11	0.49	(5.02)	(4.53)	(0.30)	(5.90)	(6.20)
Year Ended September 30, 2018	\$ 90.19	0.26	6.60	6.86	(0.25)	(7.69)	(7.94)
Year Ended September 30, 2017	\$ 78.46	0.16	15.81	15.97	(0.14)	(4.10)	(4.24)
Period Ended September 30, 2016	\$ 69.89	0.10	8.47	8.57	—	—	—
<b>Sterling Capital Ultra Short Bond Fund</b>							
Year Ended September 30, 2020	\$ 9.79	0.19	0.05	0.24	(0.20)	—	(0.20)
Year Ended September 30, 2019	\$ 9.75	0.26	0.03	0.29	(0.25)	—	(0.25)
Year Ended September 30, 2018	\$ 9.79	0.16	(0.02)	0.14	(0.18)	—	(0.18)
Year Ended September 30, 2017	\$ 9.81	0.09	0.04	0.13	(0.15)	—	(0.15)
Year Ended September 30, 2016	\$ 9.86	0.09	0.03	0.12	(0.17)	—	(0.17)

\* During the periods certain fees were waived. If such reductions had not occurred, the ratios would have been as indicated.

\*\* Portfolio turnover rate is calculated on the basis of the Fund as a whole without distinguishing between classes of shares issued.

(a) Per share net investment income (loss) has been calculated using the average daily shares method.

(b) Not annualized for periods less than one year.

(c) Annualized for periods less than one year.

(d) Amount is less than \$0.005.

(e) Period from commencement of operations.

## Institutional Shares

				Ratios/Supplementary Data			
Redemption Fees	Net Asset Value, End of Period	Total Return <sup>(b)</sup>	Net Assets, End of Period (000)	Ratio of net expenses to average net assets <sup>(c)</sup>	Ratio of net investment income (loss) to average net assets <sup>(c)</sup>	Ratio of expenses to average net assets* <sup>(c)</sup>	Portfolio turnover rate** <sup>(b)</sup>
—	\$ 8.14	(11.65)%	\$ 13,670	0.63%	3.09%	0.83%	164.02%
—	\$ 9.49	(8.44)%	\$ 16,721	0.69%	3.62%	0.89%	97.74%
—	\$ 11.18	(1.25)%	\$ 19,266	0.65%	2.33%	0.85%	96.65%
—	\$ 11.76	23.46%	\$ 81,876	0.68%	2.59%	0.95%	91.65%
—	\$ 9.69	7.30%	\$ 69,954	0.80%	2.48%	1.16%	125.35%
—	\$ 12.55	(1.30)%	\$ 5,359	0.79%	0.02%	1.09%	60.03%
—	\$ 13.31	6.65%	\$ 5,386	0.79%	0.07%	1.20%	45.11%
—	\$ 12.48	8.39%	\$ 4,886	0.79%	(0.13)%	1.04%	45.64%
—	\$ 11.77	17.84%	\$ 4,460	0.79%	0.19%	1.35%	37.97%
—	\$ 58.95	(5.39)%	\$ 53,847	0.91%	0.67%	0.94%	9.21%
—	\$ 64.31	1.97%	\$ 61,908	0.95%	0.73%	0.95%	6.75%
—	\$ 69.02	7.81%	\$ 66,554	0.95%	0.40%	0.95%	14.47%
—	\$ 66.47	19.47%	\$ 66,030	0.91%	0.32%	0.92%	12.19%
—	\$ 55.97	6.51%	\$ 63,513	0.95%	0.18%	0.97%	11.16%
—	\$ 36.66	(8.09)%	\$ 85,144	0.82%	1.55%	0.82%	19.58%
—	\$ 42.36	19.06%	\$ 105,216	0.82%	2.03%	0.82%	14.56%
—	\$ 37.63	6.42%	\$ 91,626	0.82%	2.21%	0.82%	8.34%
—	\$ 37.10	1.16%	\$ 96,199	0.79%	2.23%	0.81%	13.52%
—	\$ 39.74	11.73%	\$ 104,688	0.83%	2.13%	0.85%	18.43%
—	\$ 64.04	(12.59)%	\$ 475,615	1.01%	0.58%	1.08%	8.33%
—	\$ 78.38	(4.55)%	\$ 959,875	1.03%	0.64%	1.08%	8.60%
—	\$ 89.11	7.98%	\$ 1,296,897	1.03%	0.29%	1.06%	15.51%
— <sup>(d)</sup>	\$ 90.19	20.73%	\$ 1,183,974	1.06%	0.19%	1.06%	7.04%
— <sup>(d)</sup>	\$ 78.46	12.26%	\$ 1,213,344	1.08%	0.20%	1.08%	3.42%
—	\$ 9.83	2.44%	\$ 33,699	0.38%	1.90%	0.55%	43.45%
—	\$ 9.79	3.06%	\$ 15,343	0.42%	2.70%	0.52%	103.69%
—	\$ 9.75	1.46%	\$ 21,926	0.41%	1.65%	0.51%	74.56%
—	\$ 9.79	1.36%	\$ 33,879	0.43%	0.95%	0.53%	59.57%
—	\$ 9.81	1.24%	\$ 54,183	0.45%	0.90%	0.54%	43.02%

## Other Information About the Funds

### Financial Highlights continued

Select data for a share of beneficial interest outstanding throughout the periods indicated.

		Investment Activities			Distributions			
	Net Asset Value, Beginning of Year	Net investment income <sup>(a)</sup>	Net realized/unrealized gains (losses) on investments	Total from Investment Activities	Net investment income	Net realized gains on investments	Return of capital	Total Distributions
Sterling Capital Short Duration Bond Fund								
Year Ended September 30, 2020	\$ 8.65	0.19	0.16	0.35	(0.22)	—	—	(0.22)
Year Ended September 30, 2019	\$ 8.52	0.23	0.15	0.38	(0.25)	—	—	(0.25)
Year Ended September 30, 2018	\$ 8.69	0.19	(0.12)	0.07	(0.24)	—	—	(0.24)
Year Ended September 30, 2017	\$ 8.81	0.12	(0.01)	0.11	(0.23)	—	—	(0.23)
Year Ended September 30, 2016	\$ 8.86	0.12	0.07	0.19	(0.24)	—	—	(0.24)
Sterling Capital Intermediate U.S. Government Fund								
Year Ended September 30, 2020	\$ 9.93	0.20	0.28	0.48	(0.27)	—	—	(0.27)
Year Ended September 30, 2019	\$ 9.49	0.23	0.48	0.71	(0.27)	—	—	(0.27)
Year Ended September 30, 2018	\$ 9.92	0.19	(0.34)	(0.15)	(0.28)	—	—	(0.28)
Year Ended September 30, 2017	\$ 10.25	0.18	(0.28)	(0.10)	(0.23)	—	—	(0.23)
Year Ended September 30, 2016	\$ 10.19	0.15	0.12	0.27	(0.21)	—	—	(0.21)
Sterling Capital Total Return Bond Fund								
Year Ended September 30, 2020	\$ 10.89	0.27	0.54	0.81	(0.31)	— <sup>(b)</sup>	—	(0.31)
Year Ended September 30, 2019	\$ 10.20	0.32	0.71	1.03	(0.34)	—	—	(0.34)
Year Ended September 30, 2018	\$ 10.60	0.29	(0.37)	(0.08)	(0.32)	—	—	(0.32)
Year Ended September 30, 2017	\$ 10.82	0.25	(0.15)	0.10	(0.32)	—	—	(0.32)
Year Ended September 30, 2016	\$ 10.54	0.28	0.35	0.63	(0.35)	—	—	(0.35)
Sterling Capital Corporate Fund								
Year Ended September 30, 2020	\$ 10.38	0.30	0.39	0.69	(0.30)	—	—	(0.30)
Year Ended September 30, 2019	\$ 9.81	0.33	0.56	0.89	(0.32)	—	—	(0.32)
Year Ended September 30, 2018	\$ 10.24	0.32	(0.36)	(0.04)	(0.32)	(0.07)	—	(0.39)
Year Ended September 30, 2017	\$ 10.36	0.32	(0.09)	0.23	(0.31)	(0.04)	—	(0.35)
Year Ended September 30, 2016	\$ 10.10	0.31	0.26	0.57	(0.31)	—	—	(0.31)
Sterling Capital Quality Income Fund								
Year Ended September 30, 2020	\$ 10.10	0.24	0.19	0.43	(0.27)	—	—	(0.27)
Year Ended September 30, 2019	\$ 9.62	0.31	0.47	0.78	(0.30)	—	—	(0.30)
Year Ended September 30, 2018	\$ 9.95	0.29	(0.32)	(0.03)	(0.30)	—	—	(0.30)
Year Ended September 30, 2017	\$ 10.10	0.23	(0.11)	0.12	(0.27)	—	—	(0.27)
Year Ended September 30, 2016	\$ 9.98	0.22	0.16	0.38	(0.26)	—	—	(0.26)

\* During the periods certain fees were waived. If such reductions had not occurred, the ratios would have been as indicated.

\*\* Portfolio turnover rate is calculated on the basis of the Fund as a whole without distinguishing between classes of shares issued.

(a) Per share net investment income (loss) has been calculated using the average daily shares method.

(b) Amount is less than \$0.005.

## Institutional Shares

## Ratios/Supplementary Data

Net Asset Value, End of Year	Total Return	Net Assets, End of Year (000)	Ratio of net expenses to average net assets	Ratio of net investment income to average net assets	Ratio of expenses to average net assets*	Portfolio turnover rate**
\$ 8.78	4.12%	\$ 174,891	0.42%	2.20%	0.52%	64.69%
\$ 8.65	4.55%	\$ 171,989	0.43%	2.68%	0.53%	78.58%
\$ 8.52	0.80%	\$ 126,878	0.43%	2.20%	0.53%	62.02%
\$ 8.69	1.28%	\$ 67,467	0.45%	1.37%	0.55%	78.77%
\$ 8.81	2.24%	\$ 77,374	0.49%	1.34%	0.56%	54.68%
\$ 10.14	4.92%	\$ 8,049	0.54%	1.95%	0.70%	47.36%
\$ 9.93	7.54%	\$ 11,052	0.57%	2.35%	0.66%	40.13%
\$ 9.49	(1.48)%	\$ 17,961	0.65%	1.99%	0.66%	40.85%
\$ 9.92	(0.95)%	\$ 16,412	0.62%	1.80%	0.66%	32.44%
\$ 10.25	2.63%	\$ 18,871	0.61%	1.48%	0.72%	49.39%
\$ 11.39	7.59%	\$ 1,051,891	0.45%	2.45%	0.57%	59.59%
\$ 10.89	10.27%	\$ 1,065,346	0.45%	3.10%	0.58%	79.40%
\$ 10.20	(0.74)%	\$ 860,437	0.45%	2.79%	0.57%	62.28%
\$ 10.60	1.00%	\$ 997,074	0.47%	2.38%	0.57%	64.07%
\$ 10.82	6.10%	\$ 709,103	0.49%	2.67%	0.59%	65.47%
\$ 10.77	6.72%	\$ 18,519	0.67%	2.83%	0.70%	52.28%
\$ 10.38	9.28%	\$ 22,651	0.68%	3.25%	0.69%	82.23%
\$ 9.81	(0.45)%	\$ 30,805	0.63%	3.18%	0.63%	66.82%
\$ 10.24	2.32%	\$ 29,471	0.63%	3.09%	0.63%	78.79%
\$ 10.36	5.70%	\$ 31,755	0.64%	3.02%	0.64%	83.88%
\$ 10.26	4.33%	\$ 35,808	0.59%	2.36%	0.63%	35.96%
\$ 10.10	8.27%	\$ 36,361	0.60%	3.15%	0.64%	17.58%
\$ 9.62	(0.28)%	\$ 37,088	0.58%	2.97%	0.62%	19.17%
\$ 9.95	1.23%	\$ 39,533	0.60%	2.31%	0.64%	34.72%
\$ 10.10	3.86%	\$ 46,364	0.61%	2.16%	0.65%	43.63%

## Other Information About the Funds

### Financial Highlights continued

Select data for a share of beneficial interest outstanding throughout the periods indicated.

			Investment Activities			Distributions			
	Net Asset Value, Beginning of Year		Net investment income <sup>(a)</sup>	Net realized/unrealized gains (losses) on investments	Total from Investment Activities	Net investment income	Return of Capital	Net realized gains on investments	Total Distributions
Sterling Capital North Carolina Intermediate Tax-Free Fund									
Year Ended September 30, 2020	\$	10.91	0.21	0.21	0.42	(0.21)	—	—	(0.21)
Year Ended September 30, 2019	\$	10.43	0.25	0.48	0.73	(0.25)	—	—	(0.25)
Year Ended September 30, 2018	\$	10.78	0.26	(0.35)	(0.09)	(0.26)	—	—	(0.26)
Year Ended September 30, 2017	\$	11.08	0.25	(0.26)	(0.01)	(0.25)	—	(0.04)	(0.29)
Year Ended September 30, 2016	\$	10.97	0.26	0.17	0.43	(0.26)	—	(0.06)	(0.32)
Sterling Capital South Carolina Intermediate Tax-Free Fund									
Year Ended September 30, 2020	\$	11.20	0.23	0.19	0.42	(0.23)	—	—	(0.23)
Year Ended September 30, 2019	\$	10.69	0.23	0.51	0.74	(0.23)	—	—	(0.23)
Year Ended September 30, 2018	\$	11.03	0.23	(0.34)	(0.11)	(0.23)	—	—	(0.23)
Year Ended September 30, 2017	\$	11.22	0.22	(0.19)	0.03	(0.22)	—	—	(0.22)
Year Ended September 30, 2016	\$	11.06	0.23	0.20	0.43	(0.23)	—	(0.04)	(0.27)
Sterling Capital Virginia Intermediate Tax-Free Fund									
Year Ended September 30, 2020	\$	11.97	0.23	0.25	0.48	(0.23)	—	—	(0.23)
Year Ended September 30, 2019	\$	11.40	0.26	0.57	0.83	(0.26)	—	—	(0.26)
Year Ended September 30, 2018	\$	11.76	0.26	(0.36)	(0.10)	(0.26)	—	—	(0.26)
Year Ended September 30, 2017	\$	12.13	0.26	(0.28)	(0.02)	(0.26)	—	(0.09)	(0.35)
Year Ended September 30, 2016	\$	11.98	0.27	0.19	0.46	(0.27)	—	(0.04)	(0.31)
Sterling Capital West Virginia Intermediate Tax-Free Fund									
Year Ended September 30, 2020	\$	10.13	0.21	0.19	0.40	(0.21)	—	(0.01)	(0.22)
Year Ended September 30, 2019	\$	9.73	0.24	0.42	0.66	(0.24)	—	(0.02)	(0.26)
Year Ended September 30, 2018	\$	10.05	0.24	(0.31)	(0.07)	(0.24)	—	(0.01)	(0.25)
Year Ended September 30, 2017	\$	10.28	0.23	(0.18)	0.05	(0.23)	—	(0.05)	(0.28)
Year Ended September 30, 2016	\$	10.15	0.24	0.17	0.41	(0.23)	—	(0.05)	(0.28)

\* During the periods certain fees were waived. If such reductions had not occurred, the ratios would have been as indicated.

\*\* Portfolio turnover rate is calculated on the basis of the Fund as a whole without distinguishing between classes of shares issued.

(a) Per share net investment income has been calculated using the average daily shares method.

## Institutional Shares

Net Asset Value, End of Year	Total Return	Ratios/Supplementary Data				
		Net Assets, End of Year (000)	Ratio of net expenses to average net assets	Ratio of net investment income to average net assets	Ratio of expenses to average net assets*	Portfolio turnover rate**
\$ 11.12	3.90%	\$ 140,958	0.54%	1.92%	0.54%	17.06%
\$ 10.91	7.10%	\$ 140,022	0.55%	2.37%	0.55%	33.12%
\$ 10.43	(0.81)%	\$ 133,812	0.54%	2.49%	0.54%	22.06%
\$ 10.78	(0.06)%	\$ 140,484	0.54%	2.34%	0.58%	25.92%
\$ 11.08	3.94%	\$ 157,284	0.55%	2.33%	0.65%	10.05%
\$ 11.39	3.76%	\$ 71,865	0.56%	2.01%	0.56%	4.84%
\$ 11.20	7.02%	\$ 66,331	0.56%	2.13%	0.56%	23.84%
\$ 10.69	(1.02)%	\$ 63,090	0.55%	2.10%	0.55%	27.71%
\$ 11.03	0.34%	\$ 69,746	0.56%	2.03%	0.59%	31.17%
\$ 11.22	3.87%	\$ 72,722	0.57%	2.03%	0.67%	2.69%
\$ 12.22	4.06%	\$ 62,828	0.56%	1.91%	0.56%	15.44%
\$ 11.97	7.31%	\$ 59,312	0.56%	2.18%	0.56%	24.57%
\$ 11.40	(0.88)%	\$ 61,420	0.55%	2.22%	0.55%	21.08%
\$ 11.76	(0.14)%	\$ 70,780	0.55%	2.18%	0.59%	23.25%
\$ 12.13	3.91%	\$ 83,965	0.56%	2.23%	0.66%	16.18%
\$ 10.31	4.01%	\$ 67,627	0.56%	2.08%	0.56%	3.28%
\$ 10.13	6.85%	\$ 53,352	0.56%	2.43%	0.56%	33.73%
\$ 9.73	(0.73)%	\$ 54,988	0.55%	2.39%	0.55%	17.53%
\$ 10.05	0.52%	\$ 59,567	0.56%	2.34%	0.59%	21.00%
\$ 10.28	4.18%	\$ 64,199	0.57%	2.30%	0.67%	11.31%

## Other Information About the Funds

### Financial Highlights continued

Select data for a share of beneficial interest outstanding throughout the periods indicated.

		Investment Activities			Distributions		
	Net Asset Value, Beginning of Year	Net investment income (loss) <sup>(a)</sup>	Net realized/unrealized gains (loss) on investments	Total from Investment Activities	Net investment income	Net realized gains on investments	Total Distributions
Sterling Capital Mid Value Fund							
Year Ended September 30, 2020	\$ 15.43	(0.01)	(0.76)	(0.77)	(0.18)	(1.13)	(1.31)
Year Ended September 30, 2019	\$ 18.43	0.03	(0.77)	(0.74)	—	(2.26)	(2.26)
Year Ended September 30, 2018	\$ 18.15	(0.07)	1.19	1.12	—	(0.84)	(0.84)
Year Ended September 30, 2017	\$ 16.25	— <sup>(b)</sup>	2.43	2.43	—	(0.53)	(0.53)
Year Ended September 30, 2016	\$ 17.59	(0.02)	2.02	2.00	—	(3.34)	(3.34)
Sterling Capital Behavioral Small Cap Value Equity Fund							
Year Ended September 30, 2020	\$ 14.42	0.07	(2.65)	(2.58)	(0.13)	—	(0.13)
Year Ended September 30, 2019	\$ 18.52	0.14	(2.07)	(1.93)	(0.19)	(1.98)	(2.17)
Year Ended September 30, 2018	\$ 18.32	0.13	0.85	0.98	(0.13)	(0.65)	(0.78)
Year Ended September 30, 2017	\$ 15.14	0.18	3.08	3.26	(0.08)	—	(0.08)
Year Ended September 30, 2016	\$ 14.00	0.14	1.15	1.29	(0.14)	(0.01)	(0.15)
Sterling Capital Special Opportunities Fund							
Year Ended September 30, 2020	\$ 24.83	(0.07)	1.39	1.32	—	(1.33)	(1.33)
Year Ended September 30, 2019	\$ 26.63	(0.04)	0.10	0.06	—	(1.86)	(1.86)
Year Ended September 30, 2018	\$ 24.79	(0.04)	3.94	3.90	(0.12)	(1.94)	(2.06)
Year Ended September 30, 2017	\$ 21.83	(0.04)	3.41	3.37	—	(0.41)	(0.41)
Year Ended September 30, 2016	\$ 23.28	(0.05)	1.91	1.86	—	(3.31)	(3.31)
Sterling Capital Equity Income Fund							
Year Ended September 30, 2020	\$ 21.10	0.30	(0.38)	(0.08)	(0.31)	(0.84)	(1.15)
Year Ended September 30, 2019	\$ 21.39	0.34	1.22	1.56	(0.33)	(1.52)	(1.85)
Year Ended September 30, 2018	\$ 20.70	0.29	2.63	2.92	(0.28)	(1.95)	(2.23)
Year Ended September 30, 2017	\$ 18.18	0.29	2.58	2.87	(0.33)	(0.02)	(0.35)
Year Ended September 30, 2016	\$ 17.25	0.26	2.04	2.30	(0.27)	(1.10)	(1.37)
Sterling Capital Total Return Bond Fund							
Year Ended September 30, 2020	\$ 10.84	0.21	0.55	0.76	(0.26)	— <sup>(b)</sup>	(0.26)
Year Ended September 30, 2019	\$ 10.16	0.27	0.70	0.97	(0.29)	—	(0.29)
Year Ended September 30, 2018	\$ 10.55	0.25	(0.37)	(0.12)	(0.27)	—	(0.27)
Year Ended September 30, 2017	\$ 10.77	0.20	(0.15)	0.05	(0.27)	—	(0.27)
Year Ended September 30, 2016	\$ 10.49	0.23	0.35	0.58	(0.30)	—	(0.30)

\* During the periods certain fees were waived. If such reductions had not occurred, the ratios would have been as indicated.

\*\* Portfolio turnover rate is calculated on the basis of the Fund as a whole without distinguishing between classes of shares issued.

(a) Per share net investment income (loss) has been calculated using the average daily shares method.

(b) Amount is less than \$0.005.

(c) Net Assets are below \$1,000.



## Class R Shares

## Ratios/Supplementary Data

Net Asset Value, End of Year	Total Return (excludes sales charge)	Net Assets, End of Year (000)	Ratio of net expenses to average net assets	Ratio of net investment income (loss) to average net assets	Ratio of expenses to average net assets*	Portfolio turnover rate**
\$ 13.35	(5.97)%	\$ 5	1.34%	(0.08)%	1.45%	28.77%
\$ 15.43	(3.02)%	\$ 5	1.42%	0.19%	1.42%	26.62%
\$ 18.43	6.29%	\$ 3	1.42%	(0.39)%	1.42%	34.62%
\$ 18.15	15.18%	\$ 2	1.39%	(0.01)%	1.39%	24.83%
\$ 16.25	12.82%	\$ —(c)	1.43%	(0.12)%	1.43%	25.45%
\$ 11.71	(18.04)%	\$ 175	1.31%	0.59%	1.33%	119.76%
\$ 14.42	(9.84)%	\$ 107	1.30%	0.97%	1.30%	124.82%
\$ 18.52	5.44%	\$ 63	1.28%	0.69%	1.28%	89.85%
\$ 18.32	21.52%	\$ 33	1.29%	1.09%	1.29%	109.05%
\$ 15.14	9.22%	\$ —(c)	1.38%	0.99%	1.38%	120.42%
\$ 24.82	5.29%	\$ 113	1.35%	(0.32)%	1.36%	17.50%
\$ 24.83	0.95%	\$ 288	1.36%	(0.18)%	1.36%	17.31%
\$ 26.63	16.80%	\$ 173	1.36%	(0.18)%	1.36%	22.78%
\$ 24.79	15.66%	\$ 266	1.36%	(0.16)%	1.36%	18.92%
\$ 21.83	8.34%	\$ 191	1.42%	(0.25)%	1.48%	27.32%
\$ 19.87	(0.40)%	\$ 1,749	1.27%	1.52%	1.28%	33.60%
\$ 21.10	8.24%	\$ 2,825	1.28%	1.67%	1.28%	23.20%
\$ 21.39	14.97%	\$ 2,548	1.27%	1.41%	1.27%	19.49%
\$ 20.70	15.96%	\$ 3,694	1.28%	1.52%	1.28%	16.93%
\$ 18.18	14.18%	\$ 1,921	1.46%	1.54%	1.46%	20.64%
\$ 11.34	7.08%	\$ 32	0.95%	1.95%	1.08%	59.59%
\$ 10.84	9.65%	\$ 29	0.95%	2.62%	1.08%	79.40%
\$ 10.16	(1.13)%	\$ 36	0.93%	2.45%	1.08%	62.28%
\$ 10.55	0.50%	\$ 5	0.96%	1.90%	1.04%	64.07%
\$ 10.77	5.59%	\$ 5	0.99%	2.20%	1.07%	65.47%

## Other Information About the Funds

### Financial Highlights continued

Select data for a share of beneficial interest outstanding throughout the periods indicated.

		Investment Activities				Distributions		
	Net Asset Value, Beginning of Period	Net investment income <sup>(a)</sup>	Net realized/unrealized gains on investments	Total from Investment Activities	Net investment income	Net realized gains on investments	Total Distributions	
<b>Sterling Capital Behavioral Large Cap Value Equity Fund</b>								
Year Ended September 30, 2020	\$ 19.62	0.40	(2.07)	(1.67)	(0.52)	(0.58)	(1.10)	
Year Ended September 30, 2019	\$ 22.43	0.46	(1.08)	(0.62)	(0.44)	(1.75)	(2.19)	
February 1, 2018 to September 30, 2018 <sup>(e)</sup>	\$ 22.89	0.28	(0.45)	(0.17)	(0.29)	—	(0.29)	
<b>Sterling Capital Mid Value Fund</b>								
Year Ended September 30, 2020	\$ 16.48	(0.02)	(0.75)	(0.77)	(0.23)	(1.13)	(1.36)	
Year Ended September 30, 2019	\$ 19.44	0.11	(0.78)	(0.67)	(0.03)	(2.26)	(2.29)	
February 1, 2018 to September 30, 2018 <sup>(e)</sup>	\$ 20.22	0.03	(0.81)	(0.78)	—	—	—	
<b>Sterling Capital Behavioral Small Cap Value Equity Fund</b>								
Year Ended September 30, 2020	\$ 14.67	0.15	(2.70)	(2.55)	(0.15)	—	(0.15)	
Year Ended September 30, 2019	\$ 18.84	0.23	(2.10)	(1.87)	(0.32)	(1.98)	(2.30)	
February 1, 2018 to September 30, 2018 <sup>(e)</sup>	\$ 18.59	0.17	0.08	0.25	—	—	—	
<b>Sterling Capital Special Opportunities Fund</b>								
Year Ended September 30, 2020	\$ 26.09	0.09	1.44	1.53	(0.07)	(1.33)	(1.40)	
Year Ended September 30, 2019	\$ 27.75	0.10	0.12	0.22	(0.02)	(1.86)	(1.88)	
February 1, 2018 to September 30, 2018 <sup>(e)</sup>	\$ 26.44	0.04	1.42	1.46	(0.15)	—	(0.15)	
<b>Sterling Capital Equity Income Fund</b>								
Year Ended September 30, 2020	\$ 21.34	0.43	(0.40)	0.03	(0.44)	(0.84)	(1.28)	
Year Ended September 30, 2019	\$ 21.61	0.47	1.23	1.70	(0.45)	(1.52)	(1.97)	
February 1, 2018 to September 30, 2018 <sup>(e)</sup>	\$ 21.49	0.30	0.12	0.42	(0.30)	—	(0.30)	
<b>Sterling Capital Behavioral International Equity Fund</b>								
Year Ended September 30, 2020	\$ 9.49	0.27	(1.32)	(1.05)	(0.30)	—	(0.30)	
Year Ended September 30, 2019	\$ 11.19	0.36	(1.34)	(0.98)	(0.32)	(0.40)	(0.72)	
February 1, 2018 to September 30, 2018 <sup>(e)</sup>	\$ 12.35	0.35	(1.51)	(1.16)	—	—	—	
<b>Sterling Capital Stratton Real Estate Fund</b>								
January 31, 2020 to September 30, 2020 <sup>(e)</sup>	\$ 41.35	0.36	(4.26)	(3.90)	(0.76)	—	(0.76)	
<b>Sterling Capital Stratton Small Cap Value Fund</b>								
January 31, 2020 to September 30, 2020 <sup>(e)</sup>	\$ 77.13	0.49	(13.53)	(13.04)	—	—	—	
<b>Sterling Capital Total Return Bond Fund</b>								
Year Ended September 30, 2020	\$ 10.89	0.28	0.54	0.82	(0.32)	— <sup>(f)</sup>	(0.32)	
Year Ended September 30, 2019	\$ 10.20	0.33	0.71	1.04	(0.35)	—	(0.35)	
February 1, 2018 to September 30, 2018 <sup>(e)</sup>	\$ 10.48	0.21	(0.27)	(0.06)	(0.22)	—	(0.22)	

\* During the periods certain fees were waived. If such reductions had not occurred, the ratios would have been as indicated.

\*\* Portfolio turnover rate is calculated on the basis of the Fund as a whole without distinguishing between classes of shares issued.

(a) Per share net investment income (loss) has been calculated using the average daily shares method.

(b) Not annualized for periods less than one year.

(c) Annualized for periods less than one year.

(d) Net Assets are below \$1,000.

(e) Period from commencement of operations.

(f) Amount is less than \$0.005.

## Class R6 Shares

## Ratios/Supplementary Data

Net Asset Value, End of Period	Total Return (excludes sales charge) (b)	Net Assets, End of Period (000)	Ratio of net expenses to average net assets <sup>(c)</sup>	Ratio of net investment income to average net assets <sup>(c)</sup>	Ratio of expenses to average net assets* (c)	Portfolio turnover rate** <sup>(b)</sup>
\$ 16.85	(8.88)%	\$ — <sup>(d)</sup>	0.59%	2.19%	0.64%	167.34%
\$ 19.62	(2.02)%	\$ 239,763	0.58%	2.35%	0.64%	142.59%
\$ 22.43	(0.69)%	\$ 270,105	0.58%	1.94%	0.63%	127.89%
\$ 14.35	(5.56)%	\$ 3,477	0.54%	(0.06)%	0.56%	28.77%
\$ 16.48	(2.45)%	\$ 247,949	0.82%	0.68%	0.93%	26.62%
\$ 19.44	(3.86)%	\$ 285,847	0.83%	0.26%	0.93%	34.62%
\$ 11.97	(17.63)%	\$ 70,372	0.74%	1.11%	0.82%	119.76%
\$ 14.67	(9.29)%	\$ 210,436	0.73%	1.53%	0.80%	124.82%
\$ 18.84	1.34%	\$ 191,051	0.73%	1.38%	0.79%	89.85%
\$ 26.22	5.87%	\$ 40,057	0.78%	0.38%	0.86%	17.50%
\$ 26.09	1.53%	\$ 355,672	0.77%	0.40%	0.86%	17.31%
\$ 27.75	5.60%	\$ 372,948	0.78%	0.21%	0.85%	22.78%
\$ 20.09	0.21%	\$ 56,277	0.67%	2.18%	0.78%	33.60%
\$ 21.34	8.89%	\$ 345,806	0.66%	2.28%	0.77%	23.20%
\$ 21.61	2.03%	\$ 317,827	0.66%	2.16%	0.77%	19.49%
\$ 8.14	(11.49)%	\$ 69,236	0.63%	3.10%	0.83%	164.02%
\$ 9.49	(8.48)%	\$ 78,307	0.61%	3.77%	0.89%	97.74%
\$ 11.19	(9.39)%	\$ 62,804	0.62%	4.63%	0.87%	96.65%
\$ 36.69	(9.30)%	\$ — <sup>(d)</sup>	0.70%	1.47%	0.70%	19.58%
\$ 64.09	(16.91)%	\$ 2,882	0.87%	1.17%	1.09%	8.33%
\$ 11.39	7.70%	\$ 642,344	0.35%	2.52%	0.58%	59.59%
\$ 10.89	10.38%	\$ 350,129	0.35%	3.20%	0.58%	79.40%
\$ 10.20	(0.52)%	\$ 281,637	0.35%	3.16%	0.59%	62.28%

**This page intentionally left blank.**

**This page intentionally left blank.**

For more information about the Funds, the following documents are available free upon request:

**Annual/Semi-Annual Reports (Reports):**

The Funds’ annual and semi-annual reports to shareholders contain additional information on the Funds’ investments. In the annual report, you will find a discussion of the market conditions and investment strategies that significantly affected the Funds’ performance during their last fiscal year.

**Statement of Additional Information (SAI):**

The SAI provides more detailed information about the Funds, including their operations and investment policies. It is incorporated by reference and is legally considered a part of this Prospectus.

You can get free copies of annual and semi-annual reports and the SAI, prospectuses of other members of the Sterling Capital Funds Family, or request other information and discuss your questions about the Funds by contacting a broker or bank that sells the Funds or contact the Funds at:

Sterling Capital Funds  
P.O. Box 9762  
Providence, RI 02940-9762  
Telephone: 1-800-228-1872  
Internet: [www.sterlingcapitalfunds.com](http://www.sterlingcapitalfunds.com)\*

\* The Funds’ Web site is not a part of this Prospectus.

The Funds’ annual and semi-annual reports, the Funds’ SAI, and other information about the Funds are available from the EDGAR Database on the SEC’s Internet site at [www.sec.gov](http://www.sec.gov). You may obtain copies of this information, after paying a duplication fee, by e-mailing a request to [publicinfo@sec.gov](mailto:publicinfo@sec.gov).

Investment Company Act file no. 811-06719.

**SCPRO-INST-0221**

Average Annual Total Returns as of December 31, 2020  
Average Annual Total Returns as of December 31, 2020  
Average Annual Total Returns as of December 31, 2020  
Average Annual Total Returns as of December 31, 2020  
Average Annual Total Returns as of December 31, 2020<sup>(1)</sup>  
Average Annual Total Returns as of December 31, 2020<sup>(1)</sup>  
Average Annual Total Returns as of December 31, 2020  
Average Annual Total Returns as of December 31, 2020  
Average Annual Total Returns as of December 31, 2020  
Average Annual Total Returns as of December 31, 2020  
The Fund seeks current income consistent with the preservation of capital.  
Average Annual Total Returns as of December 31, 2020  
Average Annual Total Returns as of December 31, 2020  
Average Annual Total Returns as of December 31, 2020  
The Fund seeks long-term capital appreciation.