

Prospectus

Investment, Service, and Institutional Class Shares

May 1, 2021

FUND	INVESTMENT	SERVICE	INSTITUTIONAL
Royce Dividend Value Fund	RDVIX	RYDVX	RDIIIX
Royce Global Financial Services Fund	—	RYFSX	RGFIX
Royce International Premier Fund	RIPNX	RYIPX	RIPIX
Royce Micro-Cap Fund	RYOTX	RMCFX	—
Royce Opportunity Fund	RYPNX	RYOFX	ROFIX
Royce Pennsylvania Mutual Fund	PENNX	RYPFX	RPMIX
Royce Premier Fund	RYPRX	RPFFX	RPFIX
Royce Small-Cap Value Fund	RVVHX	RYVFX	—
Royce Smaller-Companies Growth Fund	RVPHX	RYVPX	RVPIX
Royce Special Equity Fund	RYSEX	RSEFX	RSEIX
Royce Total Return Fund	RYTRX	RYTFX	RTRIX

As with all mutual funds, the Securities and Exchange Commission has not approved or disapproved of these securities, or determined that the information in this prospectus is accurate or complete. It is a crime to represent otherwise.

As permitted by regulations adopted by the Securities and Exchange Commission, paper copies of each Fund's shareholder reports will no longer be sent by mail unless you specifically request paper copies of the reports from the Fund or from your financial intermediary, such as a broker-dealer or bank. Instead, the reports will be made available on <https://www.royceinvest.com/funds/30e-3>, and you will be notified by mail each time a report is posted and provided with a website link to access the report. If you already elected to receive shareholder reports electronically, you will not be affected by this change, and you need not take any action. You may elect to receive shareholder reports and other communications from the Fund or your financial intermediary electronically by notifying your financial intermediary directly or, if you are a direct investor, by calling 1-800-841-1180.

You may elect to receive all future reports in paper free of charge. If you invest through a financial intermediary, you can contact your financial intermediary to request that you continue to receive paper copies of your reports. If you invest directly with a Fund, you can call 1-800-841-1180. Your election to receive reports in paper will apply to all funds held with The Royce Funds or your financial intermediary.

Table of Contents



Royce Dividend Value Fund	2
Royce Global Financial Services Fund	5
Royce International Premier Fund	8
Royce Micro-Cap Fund	11
Royce Opportunity Fund	14
Royce Pennsylvania Mutual Fund	17
Royce Premier Fund	20
Royce Small-Cap Value Fund	23
Royce Smaller-Companies Growth Fund	26
Royce Special Equity Fund	29
Royce Total Return Fund	32
Financial Highlights	35
Royce’s Investment Universe	40
Investing in Foreign Securities	42
Management of the Funds	43
General Shareholder Information	46
Guide for Direct Shareholders	51

The **Investment Class**, **Service Class**, and **Institutional Class**, which is designed primarily for investment by or through foundations, endowments, retirement plans, similar institutions, and other eligible investors satisfying the minimum initial investment criteria for the Class, are offered without sales charges.

Royce Dividend Value Fund

Investment Goals

Royce Dividend Value Fund's investment goals are long-term growth of capital and current income.

Fees and Expenses of the Fund

The following table presents the fees and expenses that you may pay if you buy and hold shares of the Fund.

Shareholder Fees (fees paid directly from your investment)

	INVESTMENT CLASS	SERVICE CLASS	INSTITUTIONAL CLASS
Maximum sales charge (load) imposed on purchases	0.00%	0.00%	0.00%
Maximum deferred sales charge	0.00%	0.00%	0.00%
Maximum sales charge (load) imposed on reinvested dividends	0.00%	0.00%	0.00%
Redemption fee (as a percentage of amount redeemed on shares held for less than 30 days)	1.00%	1.00%	0.00%

Annual Fund Operating Expenses (expenses that you pay each year as a percentage of the value of your investment)

Management fees	0.85%	0.85%	0.85%
Distribution (12b-1) fees	0.00%	0.25%	0.00%
Other expenses	0.41%	0.50%	2.90%
Total annual Fund operating expenses	1.26%	1.60%	3.75%
Fee waivers and/or expense reimbursements	-0.17%	-0.26%	-2.66%
Total annual Fund operating expenses after fee waivers and/or expense reimbursements	1.09%	1.34%	1.09%

The Fund's total annualized operating expense ratios are subject to change in response to changes in the Fund's average net assets or for other reasons. A decline in the Fund's average net assets can be expected to increase the impact of operating expenses on the Fund's total annualized operating expense ratios.

Royce has contractually agreed, without right of termination, to waive fees and/or reimburse expenses to the extent necessary to maintain the Investment, Service, and Institutional Classes' net annual operating expenses (excluding brokerage commissions, taxes, interest, litigation expenses, acquired fund fees and expenses, and other expenses not borne in the ordinary course of business) at or below 1.09%, 1.34% and 1.09%, respectively, through April 30, 2022.

Example

This example is intended to help you compare the cost of investing in the Fund with the cost of investing in other mutual funds.

The example assumes that you invest \$10,000 in the Fund for the time periods indicated and then redeem all of your shares at the end of those periods. The example also assumes that your investment has a 5% return each year and that the Fund's total operating expenses (net of fee waivers and/or expense reimbursements for the Investment, Service, and Institutional Classes in year one) remain the same. Although your actual costs may be higher or lower, based on the assumptions your costs would be:

	INVESTMENT CLASS	SERVICE CLASS	INSTITUTIONAL CLASS
1 Year	\$111	\$136	\$111
3 Years	\$383	\$480	\$900
5 Years	\$675	\$846	\$1,709
10 Years	\$1,508	\$1,878	\$3,822

Portfolio Turnover

The Fund pays transaction costs, such as commissions, when it buys and sells securities (or "turns over" its portfolio). A higher portfolio turnover rate may indicate higher transaction costs and may result in higher taxes when Fund shares are held in a taxable account. These costs, which are not reflected in annual fund operating expenses or in the example, affect the Fund's performance. During the most recent fiscal year, the Fund's portfolio turnover rate was 4% of the average value of its portfolio.

Royce Dividend Value Fund (continued)

Principal Investment Strategy

Royce Investment Partners (“Royce”), the Fund’s investment adviser, invests the Fund’s assets primarily in dividend-paying securities of companies with stock market capitalizations up to \$15 billion that it believes are trading below its estimate of their current worth. Royce bases this assessment chiefly on strong balance sheets and other indicators of financial strength. Royce also considers companies that it believes are well managed and/or have strong business prospects, as well as the potential for improvement in cash flow levels and internal rates of return.

Normally, the Fund invests at least 80% of its net assets in equity securities that produce dividend income to the Fund, and at least 65% will be issued by companies with stock market capitalizations up to \$15 billion at the time of investment. Although the Fund normally focuses on securities of U.S. companies, it may invest up to 25% of its net assets (measured at the time of investment) in securities of companies headquartered in foreign countries. The Fund may invest in other investment companies that invest in equity securities. The Fund may sell securities to, among other things, secure gains, limit losses, redeploy assets into what Royce deems to be more promising opportunities, and/or manage cash levels in the Fund’s portfolio.

Primary Risks for Fund Investors

As with any mutual fund that invests in common stocks, Royce Dividend Value Fund is subject to market risk—the possibility that common stock prices will decline over short or extended periods of time due to overall market, financial, and economic conditions and trends, governmental or central bank actions or interventions, changes in investor sentiment, and other factors, such as the recent COVID-19 pandemic, that may not be directly related to the issuer of a security held by the Fund. This pandemic could adversely affect global economies and markets and individual companies in ways that cannot necessarily be foreseen. As a result, the value of your investment in the Fund will fluctuate, sometimes sharply and unpredictably, and you could lose money over short or long periods of time.

The prices of equity securities of companies with stock market capitalizations up to \$15 billion are generally more volatile than those of larger-cap securities. In addition, because these securities tend to have significantly lower trading volumes than larger-cap securities, the Fund may have difficulty selling holdings or may only be able to sell holdings at prices substantially lower than what Royce believes they are worth. Therefore, the Fund may involve considerably more risk of loss and its returns may differ significantly from funds investing in larger-cap companies or other asset classes. There is no assurance that there

will be net investment income to distribute and/or that the Fund will achieve its investment goals.

In addition, as of December 31, 2020 the Fund invested a significant portion of its assets in a limited number of securities. The Fund’s investment in a limited number of issuers and its potential industry and sector overweights may involve more risk to investors than a more broadly diversified portfolio of small- and mid-cap securities because it may be more susceptible to any single corporate, economic, political, regulatory, or market event. Additionally, if the Fund overweights its investments in the finance sector or its related industries, the Fund will be more vulnerable to adverse developments affecting finance-related companies, including, among other things, changes in government regulations, interest rate levels, and general economic conditions.

Investment in foreign securities involves risks that may not be encountered in U.S. investments, including adverse political, social, economic, or other developments that are unique to a particular region or country. Prices of foreign securities in particular countries or regions may, at times, move in a different direction and/or be more volatile than those of U.S. securities. Because the Fund does not intend to hedge its foreign currency exposure, the U.S. dollar value of the Fund’s investments may be harmed by declines in the value of foreign currencies in relation to the U.S. dollar.

Royce’s estimate of a company’s current worth may prove to be inaccurate, or this estimate may not be recognized by other investors, which could lead to portfolio losses. Securities in the Fund’s portfolio may not increase as much as the market as a whole and some securities may continue to be undervalued for long periods of time or may never reach what Royce believes are their full market values.

Investments in the Fund are not bank deposits and are not insured or guaranteed by the Federal Deposit Insurance Corporation or any other government agency. This Prospectus is not a contract.

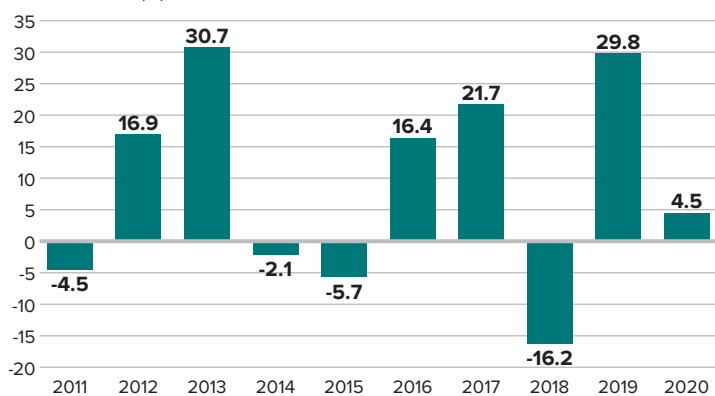
Performance

The following performance information provides an indication of the risks of investing in the Fund. Past performance does not indicate how the Fund will perform in the future. The Calendar Year Total Returns chart shows performance year by year over the last ten years (Service Class used for illustrative purposes—returns differ by Class). The Annualized Total Returns table shows how the Fund’s average annual total returns for various periods compare with those of the Russell 2500 Index, the Fund’s benchmark index, and the Russell 2000 Index. The Institutional Class commenced operations on September 4, 2012. Performance information prior to this date is for the Service Class. The returns differ only to the extent that the Classes have different expenses because all Classes invest in the same portfolio of securities.

Royce Dividend Value Fund (concluded)

Calendar Year Total Returns

Service Class (%)



During the period shown in the bar chart, the highest return for a calendar quarter was 21.83% (quarter ended 6/30/20) and the lowest return for a calendar quarter was -30.72% (quarter ended 3/31/20).

The table also presents the impact of taxes on the Fund's returns (Service Class again used for illustrative purposes). In calculating these figures, we assumed that the shareholder was in the highest federal income tax bracket in effect at the time of each distribution of income or capital gains. We did not consider the impact of state or local income taxes. Your after-tax returns depend on your tax situation, so they may differ from the returns shown. This information does not apply if your investment is in an individual retirement account (IRA), a 401(k) plan, or is otherwise tax deferred because such accounts are subject to income taxes only upon distribution. Current month-end performance information may be obtained at www.royceinvest.com or by calling Investor Services at (800) 221-4268.

Annualized Total Returns

As of 12/31/20 (%)

	1 YEAR	5 YEAR	10 YEAR
Service Class			
Return Before Taxes	4.47	9.96	8.03
Return After Taxes on Distributions	3.10	7.14	5.96
Return After Taxes on Distributions and Sale of Fund Shares	3.55	7.56	6.17
Investment Class			
Return Before Taxes	4.57	10.24	8.29
Institutional Class			
Return Before Taxes	4.82	10.33	8.33
Russell 2500 Index			
(Reflects no deductions for fees, expenses, or taxes)	19.99	13.64	11.97
Russell 2000 Index			
(Reflects no deductions for fees, expenses, or taxes)	19.96	13.26	11.20

Investment Adviser and Portfolio Management

Royce & Associates, LP is the Fund's investment adviser and a limited partnership organized under the laws of Delaware. Royce & Associates primarily conducts its business under the name Royce Investment Partners. Charles M. Royce is the Fund's lead portfolio manager. Portfolio Manager Miles Lewis manages the Fund with him. Mr. Royce has been portfolio manager since the Fund's inception. Mr. Lewis became portfolio manager in 2020.

How to Purchase and Sell Fund Shares

Minimum initial investments for shares of the Fund's Investment and Service Classes purchased directly from The Royce Fund:

ACCOUNT TYPE	MINIMUM
Regular Account	\$2,000
IRA	\$1,000
Automatic Investment or Direct Deposit Plan Accounts	\$1,000
401(k) Accounts	None

The minimum for subsequent investments is \$50, regardless of account type.

The minimum initial investment for Institutional Class shares is \$1,000,000.

You may sell shares in your account at any time and make requests online, by telephone, and by mail. You may also purchase or sell Fund shares through a third party, such as a discount or full-service broker-dealer, bank, or other financial intermediary.

Tax Information

The Fund intends to make distributions that are expected to be taxable to you as ordinary income or capital gains unless you are tax exempt or your investment is in an individual retirement account (IRA), a 401(k) plan, or is otherwise tax deferred.

Financial Intermediary Compensation

If you purchase the Fund through a broker-dealer or other financial intermediary (such as a bank), the Fund and its related companies may pay the intermediary for the sale of Fund shares and related services. These payments may create a conflict of interest by influencing the broker-dealer or other intermediary and your salesperson to recommend the Fund over another investment. Ask your salesperson or visit your financial intermediary's website for more information.

Royce Global Financial Services Fund

Investment Goal

Royce Global Financial Services Fund's investment goal is long-term growth of capital.

Fees and Expenses of the Fund

The following table presents the fees and expenses that you may pay if you buy and hold shares of the Fund.

Shareholder Fees (fees paid directly from your investment)

	SERVICE CLASS	INSTITUTIONAL CLASS
Maximum sales charge (load) imposed on purchases	0.00%	0.00%
Maximum deferred sales charge	0.00%	0.00%
Maximum sales charge (load) imposed on reinvested dividends	0.00%	0.00%
Redemption fee (as a percentage of amount redeemed on shares held for less than 30 days)	1.00%	0.00%

Annual Fund Operating Expenses (expenses that you pay each year as a percentage of the value of your investment)

Management fees	1.00%	1.00%
Distribution (12b-1) fees	0.25%	0.00%
Other expenses	0.63%	0.67%
Acquired fund fees and expenses	0.19%	0.19%
Total annual Fund operating expenses	2.07%	1.86%
Fee waivers and/or expense reimbursements	-0.39%	-0.18%
Total annual Fund operating expenses after fee waivers and/or expense reimbursements	1.68%	1.68%

The Fund's total annualized operating expense ratios are subject to change in response to changes in the Fund's average net assets or for other reasons. A decline in the Fund's average net assets can be expected to increase the impact of operating expenses on the Fund's total annualized operating expense ratios.

Royce has contractually agreed, without right of termination, to waive fees and/or reimburse expenses to the extent necessary to maintain the Service and Institutional Classes' net annual operating expenses (excluding brokerage commissions, taxes, interest, litigation expenses, acquired fund fees and expenses, and other expenses not borne in the ordinary course of business) at or below 1.49% through April 30, 2022.

Total annual Fund operating expenses may differ from the expense ratio in the Fund's Financial Highlights because the highlights include only the Fund's direct operating expenses and do not include acquired fund fees and expenses, which reflect the estimated amount of the fees and expenses incurred indirectly by the Fund through its investments in mutual funds, hedge funds, private equity funds, and other investment companies.

Example

This example is intended to help you compare the cost of investing in the Fund with the cost of investing in other mutual funds.

The example assumes that you invest \$10,000 in the Fund for the time periods indicated and then redeem all of your shares at the end of those periods. The example also assumes that your investment has a 5% return each year and that the Fund's total operating expenses (net of fee waivers and/or expense reimbursements for the Service and Institutional Classes in year one) remain the same. Although your actual costs may be higher or lower, based on the assumptions your costs would be:

	SERVICE CLASS	INSTITUTIONAL CLASS
1 Year	\$171	\$171
3 Years	\$611	\$567
5 Years	\$1,078	\$989
10 Years	\$2,369	\$2,165

Portfolio Turnover

The Fund pays transaction costs, such as commissions, when it buys and sells securities (or "turns over" its portfolio). A higher portfolio turnover rate may indicate higher transaction costs and may result in higher taxes when Fund shares are held in a taxable account. These costs, which are not reflected in annual fund operating expenses or in the example, affect the Fund's performance. During the most recent fiscal year, the Fund's portfolio turnover rate was 4% of the average value of its portfolio.

Royce Global Financial Services Fund (continued)

Principal Investment Strategy

Royce Investment Partners (“Royce”), the Fund’s investment adviser, invests the Fund’s assets primarily in equity securities of companies that are “principally” engaged in the financial services industry. Examples of such companies include: commercial and industrial banks, savings and loan associations, companies engaged in consumer and industrial finance, insurance, securities brokerage and investment management, real estate investment trusts, real estate management and development companies, other financial intermediaries, and firms that primarily serve the financial services industry. Royce seeks to invest in securities that are trading below its estimate of their current worth. Royce focuses on companies that it believes have strong balance sheets, other business strengths, and/or strong business prospects. Royce also considers companies with the potential for improvement in cash flow levels and internal rates of return. Although the Fund normally focuses on securities of financial services companies with stock market capitalizations up to \$5 billion, it may invest an equal or greater percentage of its assets in securities of companies with larger market capitalizations.

Under normal market circumstances, the Fund will invest at least 40% of its net assets in equity securities of companies headquartered in at least three different countries outside of the United States. During periods when market conditions are not deemed favorable by Royce, the Fund will invest at least 30% of its net assets in such companies. As a result, a substantial portion of the Fund’s assets may be invested in companies that are headquartered in a single country or in a limited number of countries. While the Fund anticipates that its investment in foreign securities will generally be in securities of companies that are headquartered in “developed countries,” the Fund may also invest up to 10% of its net assets in securities of companies that are headquartered in “developing countries.” Developing countries, sometimes also referred to as emerging markets countries, include every country in the world other than the United States, Canada, Japan, Australia, New Zealand, Hong Kong, Singapore, South Korea, Taiwan, Bermuda, Israel, and Western European countries (as defined in the Fund’s Statement of Additional Information). In selecting securities for the Fund, Royce uses a bottom-up, value approach. Royce primarily focuses on company-specific criteria rather than on political, economic, or other country-specific factors.

Normally, the Fund invests at least 80% of its net assets in equity securities of companies “principally” engaged in the financial services industry. For these purposes, a company is deemed to be principally engaged in the financial services industry if at least 50% of its consolidated assets, revenues, or net income are committed to, or are derived from, financial services-related activities. The Fund may invest in other investment companies that invest in equity securities. The Fund may sell securities to, among other things, secure gains, limit losses, redeploy assets into what Royce deems to be more promising opportunities, and/or manage cash levels in the Fund’s portfolio.

Primary Risks for Fund Investors

As with any mutual fund that invests in common stocks, Royce Global Financial Services Fund is subject to market risk—the possibility that common stock prices will decline over short or extended periods of time due to overall market, financial, and economic conditions and trends, governmental or central bank actions or interventions, changes in investor sentiment, and other factors, such as the recent COVID-19 pandemic, that may not be directly related to the issuer of a security held by the Fund. This pandemic could adversely affect global economies and markets and individual companies in ways that cannot necessarily be foreseen. As a result, the value of your investment in the Fund will fluctuate, sometimes sharply and unpredictably, and you could lose money over short or long periods of time.

The Fund focuses its investments in companies within the financial services industry. As a result, the Fund is subject to certain risks associated with this industry, including, among other things, changes in government regulations, interest rate levels, and general economic conditions.

The prices of equity securities of companies with stock market capitalizations up to \$5 billion are generally more volatile than those of larger-cap securities. In addition, because these securities tend to have significantly lower trading volumes than larger-cap securities, the Fund may have difficulty selling holdings or may only be able to sell holdings at prices substantially lower than what Royce believes they are worth. Therefore, the Fund may involve considerably more risk of loss and its returns may differ significantly from both non-financial services funds and funds investing in larger-cap companies or other asset classes. In addition, as of December 31, 2020 the Fund invested a significant portion of its assets in a limited number of securities. The Fund’s investment in a limited number of issuers and its finance sector and industry overweights may involve more risk to investors than a more broadly diversified portfolio of small-cap and mid-cap securities because it may be more susceptible to any single corporate, economic, political, regulatory, or market event.

Investment in foreign securities involves risks that may not be encountered in U.S. investments, including adverse political, social, economic, or other developments that are unique to a particular region or country. These risks may be heightened for developing markets securities. Prices of foreign securities in particular countries or regions may, at times, move in a different direction and/or be more volatile than those of U.S. securities. Because the Fund does not intend to hedge its foreign currency exposure, the U.S. dollar value of the Fund’s investments may be harmed by declines in the value of foreign currencies in relation to the U.S. dollar.

Royce’s estimate of a company’s current worth may prove to be inaccurate, or this estimate may not be recognized by other investors, which could lead to portfolio losses. Securities in the Fund’s portfolio may not increase as much as the market as a whole and some securities may continue to be undervalued for long periods of time or may never reach what Royce believes are their full market values.

Royce Global Financial Services Fund (concluded)

Investments in the Fund are not bank deposits and are not insured by the Federal Deposit Insurance Corporation or any other government agency. This Prospectus is not a contract.

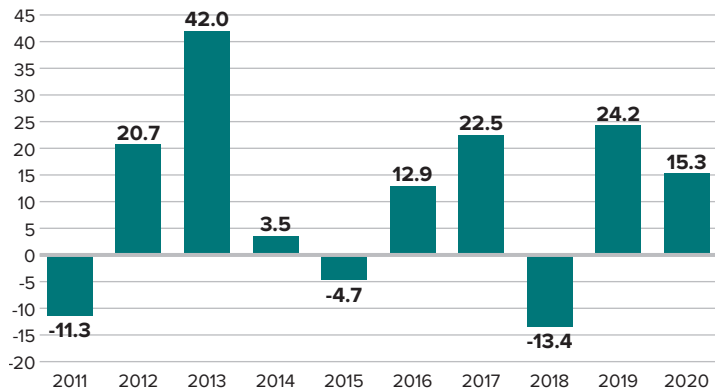
The Fund is not a complete investment program. Rather, it is designed for long-term investors who can accept the risks of investing in a fund with a limited number of common stock holdings primarily in financial services companies with market caps up to \$5 billion.

Performance

The following performance information provides an indication of the risks of investing in the Fund. Past performance does not indicate how the Fund will perform in the future. The Calendar Year Total Returns chart shows performance year by year over the last ten years (Service Class used for illustrative purposes—returns differ by Class). The Annualized Total Returns table shows how the Fund's average annual total returns for various periods compare with those of the MSCI ACWI Small Cap Index, the Fund's benchmark index, and the Russell 2000 Index. The Institutional Class commenced operations on January 5, 2016. Performance information prior to this date is for the Service Class. The returns differ only to the extent that the Classes have different expenses because all Classes invest in the same portfolio of securities.

Calendar Year Total Returns

Service Class (%)



During the period shown in the bar chart, the highest return for a calendar quarter was 30.59% (quarter ended 6/30/20) and the lowest return for a calendar quarter was -28.76% (quarter ended 3/31/20).

Annualized Total Returns

As of 12/31/20 (%)

	1 YEAR	5 YEAR	10 YEAR
Service Class			
Return Before Taxes	15.25	11.37	9.89
Return After Taxes on Distributions	13.42	10.07	8.76
Return After Taxes on Distributions and Sale of Fund Shares	10.26	8.85	7.89
Institutional Class			
Return Before Taxes	15.18	11.75	10.08
MSCI ACWI Small Cap Index			
(Reflects no deductions for fees, expenses, or taxes)	16.33	11.39	8.82
Russell 2000 Index			
(Reflects no deductions for fees, expenses, or taxes)	19.96	13.26	11.20

The table also presents the impact of taxes on the Fund's returns (Service Class again used for illustrative purposes.) In calculating these figures, we assumed that the shareholder was in the highest federal income tax bracket in effect at the time of each distribution of income or capital gains. We did not consider the impact of state or local income taxes. Your after-tax returns depend on your tax situation, so they may differ from the returns shown. This information does not apply if your investment is in an individual retirement account (IRA), a 401(k) plan, or is otherwise tax deferred because such accounts are subject to income taxes only upon distribution. Current month-end performance information may be obtained at www.royceinvest.com or by calling Investor Services at (800) 221-4268.

Investment Adviser and Portfolio Management

Royce & Associates, LP is the Fund's investment adviser and a limited partnership organized under the laws of Delaware. Royce & Associates primarily conducts its business under the name Royce Investment Partners. Charles M. Royce is the Fund's portfolio manager. Mr. Royce has been the portfolio manager since the Fund's inception.

How to Purchase and Sell Fund Shares

Minimum initial investments for shares of the Fund's Service Class purchased directly from The Royce Fund:

ACCOUNT TYPE	MINIMUM
Regular Account	\$2,000
IRA	\$1,000
Automatic Investment or Direct Deposit Plan Accounts	\$1,000
401(k) Accounts	None

The minimum for subsequent investments is \$50, regardless of account type.

The minimum initial investment for Institutional Class shares is \$1,000,000.

You may sell shares in your account at any time and make requests online, by telephone, and by mail. You may also purchase or sell Fund shares through a third party, such as a discount or full-service broker-dealer, bank, or other financial intermediary.

Tax Information

The Fund intends to make distributions that are expected to be taxable to you as ordinary income or capital gains unless you are tax exempt or your investment is in an individual retirement account (IRA), a 401(k) plan, or is otherwise tax deferred.

Financial Intermediary Compensation

If you purchase the Fund through a broker-dealer or other financial intermediary (such as a bank), the Fund and its related companies may pay the intermediary for the sale of Fund shares and related services. These payments may create a conflict of interest by influencing the broker-dealer or other intermediary and your salesperson to recommend the Fund over another investment. Ask your salesperson or visit your financial intermediary's website for more information.

Royce International Premier Fund

Investment Goal

Royce International Premier Fund's investment goal is long-term growth of capital.

Fees and Expenses of the Fund

The following table presents the fees and expenses that you may pay if you buy and hold shares of the Fund.

Shareholder Fees (fees paid directly from your investment)

	INVESTMENT CLASS	SERVICE CLASS	INSTITUTIONAL CLASS
Maximum sales charge (load) imposed on purchases	0.00%	0.00%	0.00%
Maximum deferred sales charge	0.00%	0.00%	0.00%
Maximum sales charge (load) imposed on reinvested dividends	0.00%	0.00%	0.00%
Redemption fee (as a percentage of amount redeemed on shares held for less than 30 days)	2.00%	2.00%	0.00%

Annual Fund Operating Expenses (expenses that you pay each year as a percentage of the value of your investment)

Management fees	1.00%	1.00%	1.00%
Distribution (12b-1) fees	0.00%	0.25%	0.00%
Other expenses	0.26%	0.32%	0.20%
Total annual Fund operating expenses	1.26%	1.57%	1.20%
Fee waivers and/or expense reimbursements	-0.07%	-0.13%	-0.16%
Total annual Fund operating expenses after fee waivers and/or expense reimbursements	1.19%	1.44%	1.04%

The Fund's total annualized operating expense ratios are subject to change in response to changes in the Fund's average net assets or for other reasons. A decline in the Fund's average net assets can be expected to increase the impact of operating expenses on the Fund's total annualized operating expense ratios.

Royce has contractually agreed, without right of termination, to waive fees and/or reimburse expenses to the extent necessary to maintain the Investment, Service, and Institutional Classes' net annual operating expenses (excluding brokerage commissions, taxes, interest, litigation expenses, acquired fund fees and expenses, and other expenses not borne in the ordinary course of business) at or below 1.19%, 1.44% and 1.04%, respectively, through April 30, 2022.

Example

This example is intended to help you compare the cost of investing in the Fund with the cost of investing in other mutual funds.

The example assumes that you invest \$10,000 in the Fund for the time periods indicated and then redeem all of your shares at the end of those periods. The example also assumes that your investment has a 5% return each year and that the Fund's total operating expenses (net of fee waivers and/or expense reimbursements for the Investment, Service, and Institutional Classes in year one) remain the same. Although your actual costs may be higher or lower, based on the assumptions your costs would be:

	INVESTMENT CLASS	SERVICE CLASS	INSTITUTIONAL CLASS
1 Year	\$121	\$147	\$106
3 Years	\$393	\$483	\$365
5 Years	\$685	\$843	\$644
10 Years	\$1,516	\$1,856	\$1,440

Portfolio Turnover

The Fund pays transaction costs, such as commissions, when it buys and sells securities (or "turns over" its portfolio). A higher portfolio turnover rate may indicate higher transaction costs and may result in higher taxes when Fund shares are held in a taxable account. These costs, which are not reflected in annual fund operating expenses or in the example, affect the Fund's performance. During the most recent fiscal year, the Fund's portfolio turnover rate was 21% of the average value of its portfolio.

Royce International Premier Fund (continued)

Principal Investment Strategy

Royce Investment Partners (“Royce”), the Fund’s investment adviser, invests the Fund’s assets in a limited number (generally less than 100) of equity securities of small-cap companies issued by non-U.S. (“international”) companies headquartered outside of the United States. Royce looks for companies trading below its estimate of their current worth that it considers “premier”—those that have strong balance sheets, other business strengths, and/or strong business prospects. In addition, Royce considers companies with the potential for improvement in cash flow levels and internal rates of return.

Normally, the Fund invests at least 80% of its net assets in equity securities of such premier companies headquartered outside of the United States. At least 65% of these securities will be issued by small-cap companies, that is, those with stock market capitalizations up to \$5 billion at the time of investment. Under normal market circumstances, at least 65% of the Fund’s net assets will be invested in equity securities of international companies headquartered in at least three different countries. From time to time, a substantial portion of the Fund’s assets may be invested in companies that are headquartered in a single country. Although the Fund may invest without limit in the equity securities of companies headquartered outside of the United States, no more than 35% of the Fund’s net assets may be invested in securities of companies headquartered in “developing countries,” also known as emerging markets. Generally, developing countries, sometimes also referred to as emerging market countries, include every country in the world other than the United States, Canada, Japan, Australia, New Zealand, Hong Kong, Singapore, South Korea, Taiwan, Bermuda, Israel, and Western European countries (as defined in the Fund’s Statement of Additional Information). The Fund does not expect to purchase or sell foreign currencies to hedge against declines in the U.S. dollar or to lock in the value of any foreign securities that it purchases.

In selecting securities for the Fund, Royce uses a bottom-up, value approach. Royce primarily focuses on company-specific criteria rather than on political, economic, or other country-specific factors. The Fund may invest in other investment companies that invest in equity securities. The Fund may sell securities to, among other things, secure gains, limit losses, redeploy assets into what Royce deems to be more appropriate opportunities, and/or manage cash levels in the Fund’s portfolio.

Primary Risks for Fund Investors

As with any mutual fund that invests in common stocks, Royce International Premier Fund is subject to market risk—the possibility that common stock prices will decline over short or extended periods of time due to overall market, financial, and economic conditions and trends, governmental or central bank actions or interventions, changes in investor sentiment, and other factors, such as the recent COVID-19 pandemic, that may not be directly related to the issuer of a security held by the Fund. This pandemic could adversely affect global economies and markets and individual companies in ways that cannot necessarily be foreseen. As a

result, the value of your investment in the Fund will fluctuate, sometimes sharply and unpredictably, and you could lose money over short or long periods of time.

In addition to general market risk, securities of international companies may be subject to different risks than investments in U.S. securities, including adverse political, social, economic, or other developments that are unique to a particular country or region. Prices of international securities in particular countries or regions may, at times, move in a different direction and/or be more volatile than those of U.S. securities. The Fund’s investments are usually denominated in or tied to the currencies of the countries in which they are primarily traded. Because the Fund does not intend to hedge its foreign currency exposure, the U.S. dollar value of the Fund’s investments may be harmed by declines in the value of foreign currencies in relation to the U.S. dollar. This may occur even if the value of the investment in the currency’s home country has not declined. These risk factors may affect the prices of international securities issued by companies headquartered in developing countries more than those headquartered in developed countries. For example, many developing countries have in the past experienced high rates of inflation or sharply devalued their currencies against the U.S. dollar, thereby causing the value of investments in companies located in those countries to decline. Transaction costs are often higher in developing countries, and there may be delays in settlement procedures. To the extent that the Fund’s investments in the securities of international companies consists of non-U.S. headquartered companies that trade on a U.S. exchange, some or all of the above-stated risks of investing in international companies may not apply.

The prices of small-cap securities are generally more volatile than those of larger-cap securities. In addition, because small-cap securities tend to have significantly lower trading volumes than larger-cap securities, the Fund may have difficulty selling holdings or may only be able to sell holdings at prices substantially lower than what Royce believes they are worth. Therefore, the Fund may involve considerably more risk of loss and its returns may differ significantly from funds investing in larger-cap companies or other asset classes. The Fund’s investment in a limited number of issuers and its potential industry and sector overweights may also involve considerably more risk to investors than a more broadly diversified portfolio of small-cap securities because it may be more susceptible to any single corporate, economic, political, regulatory, or market event.

Royce’s estimate of a company’s current worth may prove to be inaccurate, or this estimate may not be recognized by other investors, which could lead to portfolio losses. Securities in the Fund’s portfolio may not increase as much as the market as a whole and some securities may continue to be undervalued for long periods of time or may never reach what Royce believes are their full market values.

Investments in the Fund are not bank deposits and are not insured or guaranteed by the Federal Deposit Insurance Corporation or any other government agency. This Prospectus is not a contract.

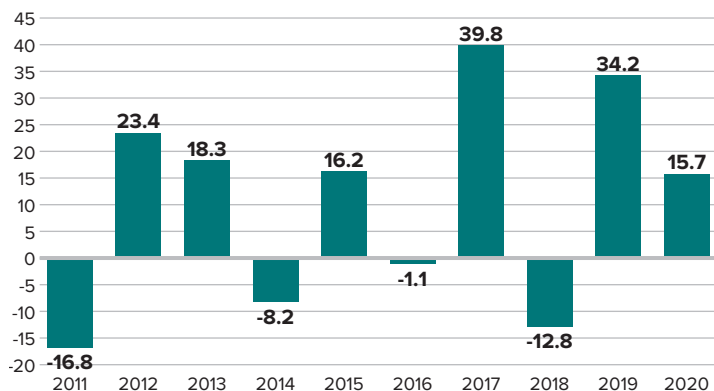
Royce International Premier Fund (concluded)

Performance

The following performance information provides an indication of the risks of investing in the Fund. Past performance does not indicate how the Fund will perform in the future. The Calendar Year Total Returns chart shows performance year by year over the last ten years (Service Class used for illustrative purposes—returns differ by class). The Annualized Total Returns table shows how the Fund's average annual total returns for various periods compare with those of the MSCI ACWI ex USA Small Cap Index, the Fund's benchmark index. The Investment Class commenced operations on January 22, 2014, and the Institutional Class commenced operations on May 2, 2018. Performance information prior to these dates is for the Service Class. The returns differ only to the extent that the Classes have different expenses because all Classes invest in the same portfolio of securities.

Calendar Year Total Returns

Service Class (%)



During the period shown in the bar chart, the highest return for a calendar quarter was 21.53% (quarter ended 6/30/20) and the lowest return for a calendar quarter was -23.81% (quarter ended 3/31/20).

Annualized Total Returns

As of 12/31/20 (%)

	1 YEAR	5 YEAR	10 YEAR
Service Class¹			
Return Before Taxes	15.74	13.40	9.29
Return After Taxes on Distributions	15.74	13.19	8.91
Return After Taxes on Distributions and Sale of Fund Shares	9.32	10.67	7.47
Investment Class			
Return Before Taxes	15.99	13.67	9.48
Institutional Class			
Return Before Taxes	16.12	13.62	9.40
MSCI ACWI ex USA Small Cap Index			
(Reflects no deductions for fees, expenses, or taxes)	14.24	9.37	5.95

¹Certain immaterial adjustments were made to the net assets of the Fund at 12/31/19 for financial reporting purposes, and as a result the net asset values for shareholder transactions on that date and the total returns based on those net asset values differ from the adjusted net asset values and total returns reported in the Financial Highlights.

The table also presents the impact of taxes on the Fund's returns (Service Class again used for illustrative purposes). In calculating these figures, we assumed that the shareholder was in the highest federal income tax bracket

in effect at the time of each distribution of income or capital gains. We did not consider the impact of state or local income taxes. Your after-tax returns depend on your tax situation, so they may differ from the returns shown. This information does not apply if your investment is in an individual retirement account (IRA), a 401(k) plan, or is otherwise tax deferred because such accounts are subject to income taxes only upon distribution. Current month-end performance information may be obtained at www.royceinvest.com or by calling Investor Services at (800) 221-4268.

Investment Adviser and Portfolio Management

Royce & Associates, LP is the Fund's investment adviser and a limited partnership organized under the laws of Delaware. Royce & Associates primarily conducts its business under the name Royce Investment Partners. Mark Rayner is the Fund's lead portfolio manager, and Portfolio Manager Mark Fischer manages the Fund with him. Mr. Rayner became lead portfolio manager on May 1, 2021. He was previously portfolio manager (2016-2021) and assistant portfolio manager (2014-2015). Mr. Fischer became portfolio manager on May 1, 2021.

How to Purchase and Sell Fund Shares

Minimum initial investments for shares of the Fund's Investment and Service Classes purchased directly from The Royce Fund:

ACCOUNT TYPE	MINIMUM
Regular Account	\$2,000
IRA	\$1,000
Automatic Investment or Direct Deposit Plan Accounts	\$1,000
401(k) Accounts	None

The minimum for subsequent investments is \$50, regardless of account type.

The minimum initial investment for Institutional Class shares is \$1,000,000.

You may sell shares in your account at any time and make requests online, by telephone, and by mail. You may also purchase or sell Fund shares through a third party, such as a discount or full-service broker-dealer, bank, or other financial intermediary.

Tax Information

The Fund intends to make distributions that are expected to be taxable to you as ordinary income or capital gains unless you are tax exempt or your investment is in an individual retirement account (IRA), a 401(k) plan, or is otherwise tax deferred.

Financial Intermediary Compensation

If you purchase the Fund through a broker-dealer or other financial intermediary (such as a bank), the Fund and its related companies may pay the intermediary for the sale of Fund shares and related services. These payments may create a conflict of interest by influencing the broker-dealer or other intermediary and your salesperson to recommend the Fund over another investment. Ask your salesperson or visit your financial intermediary's website for more information.

Royce Micro-Cap Fund

Investment Goal

Royce Micro-Cap Fund's investment goal is long-term growth of capital.

Fees and Expenses of the Fund

The following table presents the fees and expenses that you may pay if you buy and hold shares of the Fund.

Shareholder Fees (fees paid directly from your investment)

	INVESTMENT CLASS	SERVICE CLASS
Maximum sales charge (load) imposed on purchases	0.00%	0.00%
Maximum deferred sales charge	0.00%	0.00%
Maximum sales charge (load) imposed on reinvested dividends	0.00%	0.00%
Redemption fee (as a percentage of amount redeemed on shares held for less than 30 days)	1.00%	1.00%

Annual Fund Operating Expenses (expenses that you pay each year as a percentage of the value of your investment)

Management fees	1.00%	1.00%
Distribution (12b-1) fees	0.00%	0.25%
Other expenses	0.29%	0.35%
Total annual Fund operating expenses	1.29%	1.60%
Fee waivers and/or expense reimbursements	-0.05%	-0.11%
Total annual Fund operating expenses after fee waivers and/or expense reimbursements	1.24%	1.49%

The Fund's total annualized operating expense ratios are subject to change in response to changes in the Fund's average net assets or for other reasons. A decline in the Fund's average net assets can be expected to increase the impact of operating expenses on the Fund's total annualized operating expense ratios.

Royce has contractually agreed, without right of termination, to waive fees and/or reimburse expenses to the extent necessary to maintain the Investment and Service Classes' net annual operating expenses (excluding brokerage commissions, taxes, interest, litigation expenses, acquired fund fees and expenses, and other expenses not borne in the ordinary course of business) at or below 1.24% and 1.49%, respectively, through April 30, 2022.

Example

This example is intended to help you compare the cost of investing in the Fund with the cost of investing in other mutual funds.

The example assumes that you invest \$10,000 in the Fund for the time periods indicated and then redeem all of your shares at the end of those periods. The example also assumes that your investment has a 5% return each year and that the Fund's total operating expenses (net of fee waivers and/or expense reimbursements for the Investment Class and Service Classes in year one) remain the same. Although your actual costs may be higher or lower, based on the assumptions your costs would be:

	INVESTMENT CLASS	SERVICE CLASS
1 Year	\$126	\$152
3 Years	\$404	\$494
5 Years	\$703	\$860
10 Years	\$1,552	\$1,891

Portfolio Turnover

The Fund pays transaction costs, such as commissions, when it buys and sells securities (or "turns over" its portfolio). A higher portfolio turnover rate may indicate higher transaction costs and may result in higher taxes when Fund shares are held in a taxable account. These costs, which are not reflected in annual fund operating expenses or in the example, affect the Fund's performance. During the most recent fiscal year, the Fund's portfolio turnover rate was 25% of the average value of its portfolio.

Royce Micro-Cap Fund (continued)

Principal Investment Strategy

Royce Investment Partners (“Royce”), the Fund’s investment adviser, invests the Fund’s assets primarily in equity securities of micro-cap companies. Micro-cap companies are those that have a market capitalization not greater than that of the largest company in the Russell Microcap® Index at the time of its most recent reconstitution. Royce uses multiple investment themes and offers wide exposure to micro-cap stocks by investing in companies with strong fundamentals and/or prospects selling at prices that Royce believes do not fully reflect these attributes. Royce considers companies with strong balance sheets, attractive growth prospects, and/or the potential for improvement in cash flow levels and internal rates of return, among other factors.

Normally, the Fund invests at least 80% of its net assets in equity securities of micro-cap companies. Although the Fund normally focuses on securities of U.S. companies, it may invest up to 25% of its net assets (measured at the time of investment) in securities of companies headquartered in foreign countries. The Fund may invest in other investment companies that invest in equity securities. The Fund may sell securities to, among other things, secure gains, limit losses, redeploy assets into what Royce deems to be more promising opportunities, and/or manage cash levels in the Fund’s portfolio.

Primary Risks for Fund Investors

As with any mutual fund that invests in common stocks, Royce Micro-Cap Fund is subject to market risk—the possibility that common stock prices will decline over short or extended periods of time due to overall market, financial, and economic conditions and trends, governmental or central bank actions or interventions, changes in investor sentiment, and other factors, such as the recent COVID-19 pandemic, that may not be directly related to the issuer of a security held by the Fund. This pandemic could adversely affect global economies and markets and individual companies in ways that cannot necessarily be foreseen. As a result, the value of your investment in the Fund will fluctuate, sometimes sharply and unpredictably, and you could lose money over short or long periods of time.

The prices of micro-cap securities are generally more volatile than those of larger-cap securities. In addition, because micro-cap securities tend to have significantly lower trading volumes than larger-cap securities, the Fund may have difficulty selling holdings or may only be able to sell holdings at prices substantially lower than what Royce believes they are worth. Therefore, the Fund may involve considerably more risk of loss and its returns may differ significantly from funds investing in larger-cap companies or other asset classes.

Investment in foreign securities involves risks that may not be encountered in U.S. investments, including adverse political, social, economic, or other developments that are unique to a particular region or country. Prices of foreign securities in particular countries or regions may, at times, move in a different direction and/or be more volatile than those of U.S. securities. Because the Fund does not intend

to hedge its foreign currency exposure, the U.S. dollar value of the Fund’s investments may be harmed by declines in the value of foreign currencies in relation to the U.S. dollar.

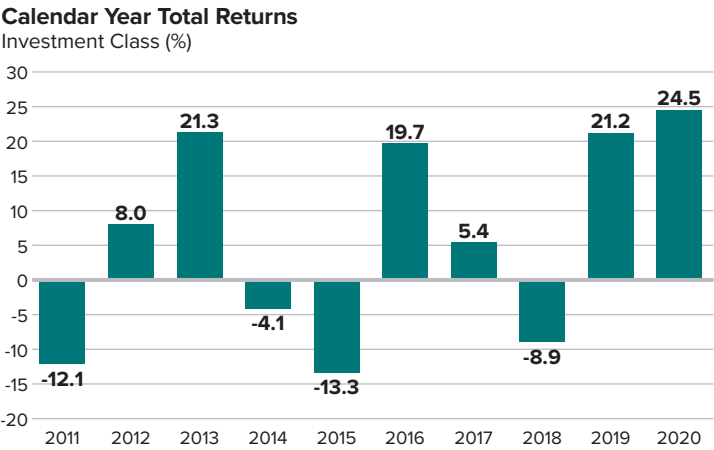
To the extent the Fund overweights a single market sector or industry relative to its benchmark index, its performance may be tied more directly to the success or failure of a relatively smaller or less well-diversified group of portfolio holdings.

Royce’s estimate of a company’s current worth may prove to be inaccurate, or this estimate may not be recognized by other investors, which could lead to portfolio losses. Securities in the Fund’s portfolio may not increase as much as the market as a whole and some securities may continue to be undervalued for long periods of time or may never reach what Royce believes are their full market values.

Investments in the Fund are not bank deposits and are not insured or guaranteed by the Federal Deposit Insurance Corporation or any other government agency. This Prospectus is not a contract.

Performance

The following performance information provides an indication of the risks of investing in the Fund. Past performance does not indicate how the Fund will perform in the future. The Calendar Year Total Returns chart shows performance year by year over the last ten years (Investment Class used for illustrative purposes—returns differ by Class). The Annualized Total Returns table shows how the Fund’s average annual total returns for various periods compare with those of the Russell Microcap Index, the Fund’s benchmark index, and the Russell 2000 Index. The Classes have substantially similar returns because they invest in the same portfolio of securities, differing only to the extent that the Service Class has higher expenses than the Investment Class. If Service Class’s expenses had been reflected, returns for that Class would have been lower.



During the period shown in the bar chart, the highest return for a calendar quarter was 36.93% (quarter ended 12/31/20) and the lowest return for a calendar quarter was -31.76% (quarter ended 3/31/20).

The table also presents the impact of taxes on the Fund’s returns (Investment Class again used for illustrative purposes; after-tax returns differ by Class and would have been lower for the Service Class).

Royce Micro-Cap Fund (concluded)

In calculating these figures, we assumed that the shareholder was in the highest federal income tax bracket in effect at the time of each distribution of income or capital gains. We did not consider the impact of state or local income taxes. Your after-tax returns depend on your tax situation, so they may differ from the returns shown. This information does not apply if your investment is in an individual retirement account (IRA), a 401(k) plan, or is otherwise tax deferred, because such accounts are subject to income taxes only upon distribution. Current month-end performance information may be obtained at www.royceinvest.com or by calling Investor Services at (800) 221-4268.

Annualized Total Returns

As of 12/31/20 (%)

	1 YEAR	5 YEAR	10 YEAR
Investment Class			
Return Before Taxes	24.50	11.64	5.20
Return After Taxes on Distributions	22.38	9.55	3.29
Return After Taxes on Distributions and Sale of Fund Shares	15.91	8.86	3.72
Service Class			
Return Before Taxes	24.26	11.52	5.07
Russell Microcap Index			
(Reflects no deductions for fees, expenses, or taxes)	20.96	11.89	10.55
Russell 2000 Index			
(Reflects no deductions for fees, expenses, or taxes)	19.96	13.26	11.20

Investment Adviser and Portfolio Management

Royce & Associates, LP is the Fund's investment adviser and a limited partnership organized under the laws of Delaware. Royce & Associates primarily conducts its business under the name Royce Investment Partners. James P. Stoeffel is the Fund's lead portfolio manager, and Portfolio Manager Brendan J. Hartman manages the Fund with him. Mr. Stoeffel previously co-managed the Fund (2015). Mr. Hartman was previously assistant portfolio manager (2013-2015).

How to Purchase and Sell Fund Shares

Minimum initial investments for shares of the Fund's Investment and Service Classes purchased directly from The Royce Fund:

ACCOUNT TYPE	MINIMUM
Regular Account	\$2,000
IRA	\$1,000
Automatic Investment or Direct Deposit Plan Accounts	\$1,000
401(k) Accounts	None

The minimum for subsequent investments is \$50, regardless of account type.

You may sell shares in your account at any time and make requests online, by telephone, and by mail. You may also purchase or sell Fund shares through a third party, such as a discount or full-service broker-dealer, bank, or other financial intermediary.

Tax Information

The Fund intends to make distributions that are expected to be taxable to you as ordinary income or capital gains unless you are tax exempt or your investment is in an individual retirement account (IRA), a 401(k) plan, or is otherwise tax deferred.

Financial Intermediary Compensation

If you purchase the Fund through a broker-dealer or other financial intermediary (such as a bank), the Fund and its related companies may pay the intermediary for the sale of Fund shares and related services. These payments may create a conflict of interest by influencing the broker-dealer or other intermediary and your salesperson to recommend the Fund over another investment. Ask your salesperson or visit your financial intermediary's website for more information.

Royce Opportunity Fund

Investment Goal

Royce Opportunity Fund's investment goal is long-term growth of capital.

Fees and Expenses of the Fund

The following table presents the fees and expenses that you may pay if you buy and hold shares of the Fund.

Shareholder Fees (fees paid directly from your investment)

	INVESTMENT CLASS	SERVICE CLASS	INSTITUTIONAL CLASS
Maximum sales charge (load) imposed on purchases	0.00%	0.00%	0.00%
Maximum deferred sales charge	0.00%	0.00%	0.00%
Maximum sales charge (load) imposed on reinvested dividends	0.00%	0.00%	0.00%
Redemption fee (as a percentage of amount redeemed on shares held for less than 30 days)	1.00%	1.00%	0.00%

Annual Fund Operating Expenses (expenses that you pay each year as a percentage of the value of your investment)

Management fees	1.00%	1.00%	1.00%
Distribution (12b-1) fees	0.00%	0.25%	0.00%
Other expenses	0.23%	0.29%	0.12%
Total annual Fund operating expenses	1.23%	1.54%	1.12%
Fee waivers and/or expense reimbursements	0.00%	-0.05%	0.00%
Total annual Fund operating expenses after fee waivers and/or expense reimbursements	1.23%	1.49%	1.12%

The Fund's total annualized operating expense ratios are subject to change in response to changes in the Fund's average net assets or for other reasons. A decline in the Fund's average net assets can be expected to increase the impact of operating expenses on the Fund's total annualized operating expense ratios.

Royce has contractually agreed, without right of termination, to waive fees and/or reimburse expenses to the extent necessary to maintain the Service Class's net annual operating expenses (excluding brokerage commissions, taxes, interest, litigation expenses, acquired fund fees and expenses, and other expenses not borne in the ordinary course of business) at or below 1.49% through April 30, 2022.

Example

This example is intended to help you compare the cost of investing in the Fund with the cost of investing in other mutual funds.

The example assumes that you invest \$10,000 in the Fund for the time periods indicated and then redeem all of your shares at the end of those periods. The example also assumes that your investment has a 5% return each year and that the Fund's total operating expenses (net of fee waivers and/or expense reimbursements for the Service Class in year one) remain the same. Although your actual costs may be higher or lower, based on the assumptions your costs would be:

	INVESTMENT CLASS	SERVICE CLASS	INSTITUTIONAL CLASS
1 Year	\$125	\$152	\$114
3 Years	\$390	\$482	\$356
5 Years	\$676	\$835	\$617
10 Years	\$1,489	\$1,830	\$1,363

Portfolio Turnover

The Fund pays transaction costs, such as commissions, when it buys and sells securities (or "turns over" its portfolio). A higher portfolio turnover rate may indicate higher transaction costs and may result in higher taxes when Fund shares are held in a taxable account. These costs, which are not reflected in annual fund operating expenses or in the example, affect the Fund's performance. During the most recent fiscal year, the Fund's portfolio turnover rate was 53% of the average value of its portfolio.

Royce Opportunity Fund (continued)

Principal Investment Strategy

Royce Investment Partners (“Royce”), the Fund’s investment adviser, invests the Fund’s assets primarily in equity securities of small- and micro-cap companies in an attempt to take advantage of what it believes are opportunistic situations for undervalued securities. Small- and micro-cap companies are those that have a market capitalization not greater than that of the largest company in the Russell 2000® Index at the time of its most recent reconstitution.

Such opportunistic situations may include turnarounds, emerging growth companies with interrupted earnings patterns, companies with unrecognized asset values, or undervalued growth companies. Although the Fund normally focuses on securities of small- and micro-cap companies, it may, in certain market environments, invest an equal or greater percentage of its assets in securities of larger-cap companies and may invest up to 10% of its net assets (measured at the time of investment) in securities of companies headquartered in foreign countries.

Normally, the Fund invests at least 65% of its net assets in equity securities. The Fund may invest in other investment companies that invest in equity securities. The Fund may sell securities to, among other things, secure gains, limit losses, redeploy assets into what Royce deems to be more promising opportunities, and/or manage cash levels in the Fund’s portfolio.

Primary Risks for Fund Investors

As with any mutual fund that invests in common stocks, Royce Opportunity Fund is subject to market risk—the possibility that common stock prices will decline over short or extended periods of time due to overall market, financial, and economic conditions and trends, governmental or central bank actions or interventions, changes in investor sentiment, and other factors, such as the recent COVID-19 pandemic, that may not be directly related to the issuer of a security held by the Fund. This pandemic could adversely affect global economies and markets and individual companies in ways that cannot necessarily be foreseen. As a result, the value of your investment in the Fund will fluctuate, sometimes sharply and unpredictably, and you could lose money over short or long periods of time.

The prices of small- and micro-cap securities are generally more volatile than those of larger-cap securities. In addition, because small- and micro-cap securities tend to have significantly lower trading volumes than larger-cap securities, the Fund may have difficulty selling holdings or may only be able to sell holdings at prices substantially lower than what Royce believes they are worth. Therefore, the Fund may involve considerably more risk of loss and its returns may differ significantly from funds investing in larger-cap companies or other asset classes. To the extent the Fund overweights a single market sector or industry relative to its benchmark index, its performance may be tied more directly to the success or failure of a relatively smaller or less well-diversified group of portfolio holdings.

The Fund’s opportunistic value approach may not be successful and could result in portfolio losses. Securities in the Fund’s portfolio may not increase as much as the market as a whole and some securities may continue to be undervalued for long periods of time or may never reach what Royce believes are their full market values.

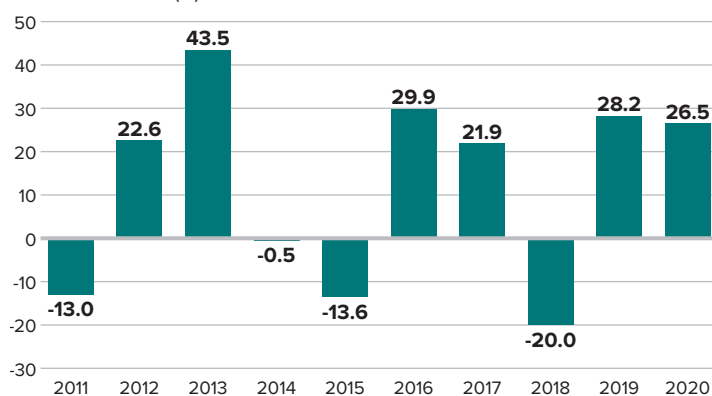
Investments in the Fund are not bank deposits and are not insured or guaranteed by the Federal Deposit Insurance Corporation or any other government agency. This Prospectus is not a contract.

Performance

The following performance information provides an indication of the risks of investing in the Fund. Past performance does not indicate how the Fund will perform in the future. The Calendar Year Total Returns chart shows performance year by year over the last ten years (Investment Class used for illustrative purposes—returns differ by Class). The Annualized Total Returns table shows how the Fund’s average annual total returns for various periods compare with those of the Russell 2000 Value Index, the Fund’s benchmark index, and the Russell 2000 Index. The Classes have substantially similar returns because they invest in the same portfolio of securities, differing only to the extent that the Classes have different expenses. The Service Class has higher expenses than the Investment Class. If Service Class’s expenses had been reflected, returns for that Class would have been lower.

Calendar Year Total Returns

Investment Class (%)



During the period shown in the bar chart, the highest return for a calendar quarter was 38.95% (quarter ended 12/31/20) and the lowest return for a calendar quarter was -37.14% (quarter ended 3/31/20).

The table also presents the impact of taxes on the Fund’s returns (Investment Class again used for illustrative purposes; after-tax returns differ by Class and would have been lower for the Service Class). In calculating these figures, we assumed that the shareholder was in the highest federal income tax bracket in effect at the time of each distribution of income or capital gains. We did not consider the impact of state or local income taxes. Your after-tax returns depend on your tax situation, so they may differ from the returns shown. This information does not apply if your investment is in an individual retirement account.

Royce Opportunity Fund (concluded)

(IRA), a 401(k) plan, or is otherwise tax deferred, because such accounts are subject to income taxes only upon distribution. Current month-end performance information may be obtained at www.royceinvest.com or by calling Investor Services at (800) 221-4268.

Annualized Total Returns

As of 12/31/20 (%)

	1 YEAR	5 YEAR	10 YEAR
Investment Class			
Return Before Taxes	26.52	15.49	10.47
Return After Taxes on Distributions	26.52	13.80	8.70
Return After Taxes on Distributions and Sale of Fund Shares	15.70	12.07	8.09
Service Class			
Return Before Taxes	26.27	15.20	10.15
Institutional Class			
Return Before Taxes	26.72	15.64	10.60
Russell 2000 Value Index			
(Reflects no deductions for fees, expenses, or taxes)	4.63	9.65	8.66
Russell 2000 Index			
(Reflects no deductions for fees, expenses, or taxes)	19.96	13.26	11.20

Investment Adviser and Portfolio Management

Royce & Associates, LP is the Fund's investment adviser and a limited partnership organized under the laws of Delaware. Royce & Associates primarily conducts its business under the name Royce Investment Partners. The Fund is managed by a team led by Portfolio Manager Boniface A. Zaino, and including Portfolio Managers James P. Stoeffel, Brendan J. Hartman, and James Harvey. Mr. Zaino was portfolio manager from 1998 through September 30, 2018, Senior Advisor on the Royce Opportunity strategy from October 1, 2018 to April 20, 2021, and became portfolio manager on April 21, 2021. Messrs. Stoeffel, Hartman, and Harvey became portfolio managers on April 21, 2021.

How to Purchase and Sell Fund Shares

Minimum initial investments for shares of the Fund's Investment and Service Classes purchased directly from The Royce Fund:

ACCOUNT TYPE	MINIMUM
Regular Account	\$2,000
IRA	\$1,000
Automatic Investment or Direct Deposit Plan Accounts	\$1,000
401(k) Accounts	None

The minimum for subsequent investments is \$50, regardless of account type.

The minimum initial investment for Institutional Class shares is \$1,000,000.

You may sell shares in your account at any time and make requests online, by telephone, and by mail. You may also purchase or sell Fund shares through a third party, such as a discount or full-service broker-dealer, bank, or other financial intermediary.

Tax Information

The Fund intends to make distributions that are expected to be taxable to you as ordinary income or capital gains unless you are tax exempt or your investment is in an individual retirement account (IRA), a 401(k) plan, or is otherwise tax deferred.

Financial Intermediary Compensation

If you purchase the Fund through a broker-dealer or other financial intermediary (such as a bank), the Fund and its related companies may pay the intermediary for the sale of Fund shares and related services. These payments may create a conflict of interest by influencing the broker-dealer or other intermediary and your salesperson to recommend the Fund over another investment. Ask your salesperson or visit your financial intermediary's website for more information.

Royce Pennsylvania Mutual Fund

Investment Goal

Royce Pennsylvania Mutual Fund's investment goal is long-term growth of capital.

Fees and Expenses of the Fund

The following table presents the fees and expenses that you may pay if you buy and hold shares of the Fund.

Shareholder Fees (fees paid directly from your investment)			
	INVESTMENT CLASS	SERVICE CLASS	INSTITUTIONAL CLASS
Maximum sales charge (load) imposed on purchases	0.00%	0.00%	0.00%
Maximum deferred sales charge	0.00%	0.00%	0.00%
Maximum sales charge (load) imposed on reinvested dividends	0.00%	0.00%	0.00%
Redemption fee (as a percentage of amount redeemed on shares held for less than 30 days)	1.00%	1.00%	0.00%

Annual Fund Operating Expenses (expenses that you pay each year as a percentage of the value of your investment)			
Management fees	0.76%	0.76%	0.76%
Distribution (12b-1) fees	0.00%	0.25%	0.00%
Other expenses	0.19%	0.23%	0.13%
Total annual Fund operating expenses	0.95%	1.24%	0.89%

The Fund's total annualized operating expense ratios are subject to change in response to changes in the Fund's average net assets or for other reasons. A decline in the Fund's average net assets can be expected to increase the impact of operating expenses on the Fund's total annualized operating expense ratios.

Example

This example is intended to help you compare the cost of investing in the Fund with the cost of investing in other mutual funds.

The example assumes that you invest \$10,000 in the Fund for the time periods indicated and then redeem all of your shares at the end of those periods. The example also assumes that your investment has a 5% return each year and that the Fund's total operating expenses remain the same. Although your actual costs may be higher or lower, based on the assumptions your costs would be:

	INVESTMENT CLASS	SERVICE CLASS	INSTITUTIONAL CLASS
1 Year	\$97	\$126	\$91
3 Years	\$303	\$393	\$284
5 Years	\$525	\$681	\$493
10 Years	\$1,166	\$1,500	\$1,096

Portfolio Turnover

The Fund pays transaction costs, such as commissions, when it buys and sells securities (or "turns over" its portfolio). A higher portfolio turnover rate may indicate higher transaction costs and may result in higher taxes when Fund shares are held in a taxable account. These costs, which are not reflected in annual fund operating expenses or in the example, affect the Fund's performance. During the most recent fiscal year, the Fund's portfolio turnover rate was 32% of the average value of its portfolio.

Royce Pennsylvania Mutual Fund (continued)

Principal Investment Strategy

Royce Investment Partners (“Royce”), the Fund’s investment adviser, invests the Fund’s assets primarily in equity securities of small- and micro-cap companies that it believes are trading below its estimate of their current worth. Small- and micro-cap companies are those that have a market capitalization not greater than that of the largest company in the Russell 2000® Index at the time of its most recent reconstitution.

The Fund uses multiple investment disciplines in an effort to provide exposure to approaches that have historically performed well in different market environments. These disciplines include a “High Quality” approach that invests in companies that have high returns on invested capital and that Royce believes have significant competitive advantages; a “Traditional Value” approach that invests in companies trading at prices below Royce’s estimate of their current worth; and a “Dividend Value” approach that invests primarily in dividend-paying companies with strong business models and balance sheets selling at valuations that Royce believes do not fully reflect their positive attributes. The Fund’s portfolio managers generally focus on one of these approaches in managing segments of the Fund’s assets, while the Lead Portfolio Manager collaborates with the managers across all segments.

Normally, the Fund invests at least 65% of its net assets in equity securities of such small- and micro-cap companies. Although the Fund normally focuses on securities of U.S. companies, it may invest up to 25% of its net assets (measured at the time of investment) in securities of companies headquartered in foreign countries. The Fund may invest in other investment companies that invest in equity securities. The Fund may sell securities to, among other things, secure gains, limit losses, redeploy assets into what Royce deems to be more promising opportunities, and/or manage cash levels in the Fund’s portfolio. The Fund does not focus its investments in companies that do business in the State of Pennsylvania.

Primary Risks for Fund Investors

As with any mutual fund that invests in common stocks, Royce Pennsylvania Mutual Fund is subject to market risk—the possibility that common stock prices will decline over short or extended periods of time due to overall market, financial, and economic conditions and trends, governmental or central bank actions or interventions, changes in investor sentiment, and other factors, such as the recent COVID-19 pandemic, that may not be directly related to the issuer of a security held by the Fund. This pandemic could adversely affect global economies and markets and individual companies in ways that cannot necessarily be foreseen. As a result, the value of your investment in the Fund will fluctuate, sometimes sharply and unpredictably, and you could lose money over short or long periods of time.

The prices of small- and micro-cap securities are generally more volatile than those of larger-cap securities. In addition, because small-

and micro-cap securities tend to have significantly lower trading volumes than larger-cap securities, the Fund may have difficulty selling holdings or may only be able to sell holdings at prices substantially lower than what Royce believes they are worth. Therefore, the Fund may involve considerably more risk of loss and its returns may differ significantly from funds investing in larger-cap companies or other asset classes.

Investment in foreign securities involves risks that may not be encountered in U.S. investments, including adverse political, social, economic, or other developments that are unique to a particular region or country. Prices of foreign securities in particular countries or regions may, at times, move in a different direction and/or be more volatile than those of U.S. securities. Because the Fund does not intend to hedge its foreign currency exposure, the U.S. dollar value of the Fund’s investments may be harmed by declines in the value of foreign currencies in relation to the U.S. dollar.

To the extent the Fund overweights a single market sector or industry relative to its benchmark index, its performance may be tied more directly to the success or failure of a relatively smaller or less well-diversified group of portfolio holdings.

Royce’s estimate of a company’s current worth may prove to be inaccurate, or this estimate may not be recognized by other investors, which could lead to portfolio losses. Securities in the Fund’s portfolio may not increase as much as the market as a whole and some securities may continue to be undervalued for long periods of time or may never reach what Royce believes are their full market values.

Investments in the Fund are not bank deposits and are not insured or guaranteed by the Federal Deposit Insurance Corporation or any other government agency. This Prospectus is not a contract.

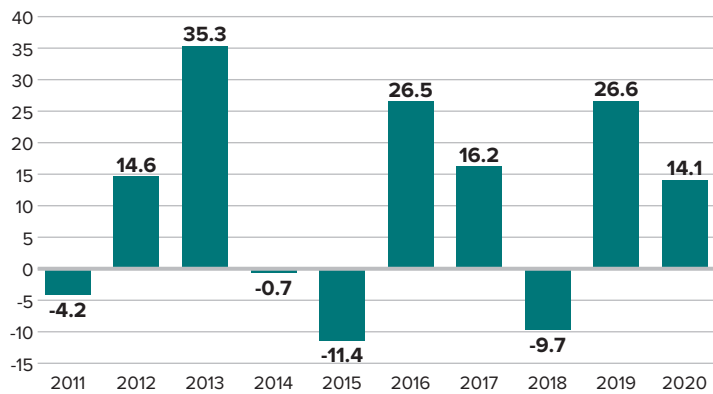
Performance

The following performance information provides an indication of the risks of investing in the Fund. Past performance does not indicate how the Fund will perform in the future. The Calendar Year Total Returns chart shows performance year by year over the last ten years (Investment Class used for illustrative purposes—returns differ by Class). The Annualized Total Returns table shows how the Fund’s average annual total returns for various periods compare with those of the Russell 2000 Index, the Fund’s benchmark index. The Institutional Class commenced operations on June 6, 2011. Performance information prior to this date is for the Investment Class. The Classes have substantially similar returns because they invest in the same portfolio of securities, differing only to the extent that the Classes have different expenses. The Service Class has higher expenses than the Investment Class. If Service Class’s expenses had been reflected, returns for that Class would have been lower.

Royce Pennsylvania Mutual Fund (concluded)

Calendar Year Total Returns

Investment Class (%)



During the period shown in the bar chart, the highest return for a calendar quarter was 27.14% (quarter ended 12/31/20) and the lowest return for a calendar quarter was -30.30% (quarter ended 3/31/20).

The table also presents the impact of taxes on the Fund's returns (Investment Class again used for illustrative purposes; after-tax returns differ by Class and would have been lower for the Service Class). In calculating these figures, we assumed that the shareholder was in the highest federal income tax bracket in effect at the time of each distribution of income or capital gains. We did not consider the impact of state or local income taxes. Your after-tax returns depend on your tax situation, so they may differ from the returns shown. This information does not apply if your investment is in an individual retirement account (IRA), a 401(k) plan, or is otherwise tax deferred, because such accounts are subject to income taxes only upon distribution. Current month-end performance information may be obtained at www.royceinvest.com or by calling Investor Services at (800) 221-4268.

Annualized Total Returns

As of 12/31/20 (%)

	1 YEAR	5 YEAR	10 YEAR
Investment Class			
Return Before Taxes	14.08	13.90	9.61
Return After Taxes on Distributions	12.74	11.09	7.16
Return After Taxes on Distributions and Sale of Fund Shares	9.25	10.63	7.28
Service Class			
Return Before Taxes	13.88	13.51	9.25
Institutional Class			
Return Before Taxes	14.10	14.00	9.72
Russell 2000 Index			
(Reflects no deductions for fees, expenses, or taxes)	19.96	13.26	11.20

Investment Adviser and Portfolio Management

Royce & Associates, LP is the Fund's investment adviser and a limited partnership organized under the laws of Delaware. Royce & Associates primarily conducts its business under the name Royce Investment

Partners. Charles M. Royce is the Fund's lead portfolio manager. Portfolio Managers Jay S. Kaplan, Lauren A. Romeo, Steven G. McBoyle, Miles Lewis, and Andrew S. Palen manage the Fund with him. They are assisted by James P. Stoeffel. Mr. Royce has been portfolio manager since 1972. Mr. Kaplan and Ms. Romeo became portfolio managers in 2016 and were previously assistant portfolio managers from 2003 and 2006, respectively, through 2015. Mr. McBoyle became portfolio manager in 2019. Mr. Lewis became portfolio manager on February 1, 2021. Mr. Palen became portfolio manager on May 1, 2021 and was previously assistant portfolio manager from 2018. Mr. Stoeffel became assistant portfolio manager in 2017.

How to Purchase and Sell Fund Shares

Minimum initial investments for shares of the Fund's Investment and Service Classes purchased directly from The Royce Fund:

ACCOUNT TYPE	MINIMUM
Regular Account	\$2,000
IRA	\$1,000
Automatic Investment or Direct Deposit Plan Accounts	\$1,000
401(k) Accounts	None

The minimum for subsequent investments is \$50, regardless of account type.

The minimum initial investment for Institutional Class shares is \$1,000,000.

You may sell shares in your account at any time and make requests online, by telephone, and by mail. You may also purchase or sell Fund shares through a third party, such as a discount or full-service broker-dealer, bank, or other financial intermediary.

Tax Information

The Fund intends to make distributions that are expected to be taxable to you as ordinary income or capital gains unless you are tax exempt or your investment is in an individual retirement account (IRA), a 401(k) plan, or is otherwise tax deferred.

Financial Intermediary Compensation

If you purchase the Fund through a broker-dealer or other financial intermediary (such as a bank), the Fund and its related companies may pay the intermediary for the sale of Fund shares and related services. These payments may create a conflict of interest by influencing the broker-dealer or other intermediary and your salesperson to recommend the Fund over another investment. Ask your salesperson or visit your financial intermediary's website for more information.

Royce Premier Fund

Investment Goal

Royce Premier Fund's investment goal is long-term growth of capital.

Fees and Expenses of the Fund

The following table presents the fees and expenses that you may pay if you buy and hold shares of the Fund.

Shareholder Fees (fees paid directly from your investment)

	INVESTMENT CLASS	SERVICE CLASS	INSTITUTIONAL CLASS
Maximum sales charge (load) imposed on purchases	0.00%	0.00%	0.00%
Maximum deferred sales charge	0.00%	0.00%	0.00%
Maximum sales charge (load) imposed on reinvested dividends	0.00%	0.00%	0.00%
Redemption fee (as a percentage of amount redeemed on shares held for less than 30 days)	1.00%	1.00%	0.00%

Annual Fund Operating Expenses (expenses that you pay each year as a percentage of the value of your investment)

Management fees	1.00%	1.00%	1.00%
Distribution (12b-1) fees	0.00%	0.25%	0.00%
Other expenses	0.21%	0.32%	0.15%
Total annual Fund operating expenses	1.21%	1.57%	1.15%
Fee waivers and/or expense reimbursements	0.00%	-0.08%	0.00%
Total annual Fund operating expenses after fee waivers and/or expense reimbursements	1.21%	1.49%	1.15%

The Fund's total annualized operating expense ratios are subject to change in response to changes in the Fund's average net assets or for other reasons. A decline in the Fund's average net assets can be expected to increase the impact of operating expenses on the Fund's total annualized operating expense ratios.

Royce has contractually agreed, without right of termination, to waive fees and/or reimburse expenses to the extent necessary to maintain the Service Class's net annual operating expenses (excluding brokerage commissions, taxes, interest, litigation expenses, acquired fund fees and expenses, and other expenses not borne in the ordinary course of business) at or below 1.49% through April 30, 2022.

Example

This example is intended to help you compare the cost of investing in the Fund with the cost of investing in other mutual funds.

The example assumes that you invest \$10,000 in the Fund for the time periods indicated and then redeem all of your shares at the end of those periods. The example also assumes that your investment has a 5% return each year and that the Fund's total operating expenses (net of fee waivers and/or expense reimbursements for the Service Class in year one) remain the same. Although your actual costs may be higher or lower, based on the assumptions your costs would be:

	INVESTMENT CLASS	SERVICE CLASS	INSTITUTIONAL CLASS
1 Year	\$123	\$152	\$117
3 Years	\$384	\$488	\$365
5 Years	\$665	\$848	\$633
10 Years	\$1,466	\$1,861	\$1,398

Portfolio Turnover

The Fund pays transaction costs, such as commissions, when it buys and sells securities (or "turns over" its portfolio). A higher portfolio turnover rate may indicate higher transaction costs and may result in higher taxes when Fund shares are held in a taxable account. These costs, which are not reflected in annual fund operating expenses or in the example, affect the Fund's performance. During the most recent fiscal year, the Fund's portfolio turnover rate was 23% of the average value of its portfolio.

Royce Premier Fund (continued)

Principal Investment Strategy

Royce Investment Partners (“Royce”), the Fund’s investment adviser, invests the Fund’s assets in a limited number (generally less than 100) of equity securities of primarily small-cap companies at the time of investment. Small-cap companies are those that have a market capitalization not greater than that of the largest company in the Russell 2000® Index at the time of its most recent reconstitution. Royce looks for companies that it considers “premier”—those that it believes are trading below its estimate of their current worth that also have excellent business strengths, strong balance sheets and/or improved prospects for growth, the potential for improvement in cash flow levels and internal rates of return, and franchise sustainability.

Normally, the Fund invests at least 80% of its net assets in equity securities of such premier companies. At least 65% of these securities will be issued by small-cap companies at the time of investment. The Fund may continue to hold or, in some cases, build positions in companies with higher market capitalizations. Although the Fund normally focuses on securities of U.S. companies, it may invest up to 25% of its net assets (measured at the time of investment) in securities of companies headquartered in foreign countries. The Fund may invest in other investment companies that invest in equity securities. The Fund may sell securities to, among other things, secure gains, limit losses, redeploy assets into what Royce deems to be more promising opportunities, and/or manage cash levels in the Fund’s portfolio.

Primary Risks for Fund Investors

As with any mutual fund that invests in common stocks, Royce Premier Fund is subject to market risk—the possibility that common stock prices will decline over short or extended periods of time due to overall market, financial, and economic conditions and trends, governmental or central bank actions or interventions, changes in investor sentiment, and other factors, such as the recent COVID-19 pandemic, that may not be directly related to the issuer of a security held by the Fund. This pandemic could adversely affect global economies and markets and individual companies in ways that cannot necessarily be foreseen. As a result, the value of your investment in the Fund will fluctuate, sometimes sharply and unpredictably, and you could lose money over short or long periods of time.

The prices of small-cap securities are generally more volatile than those of larger-cap securities. In addition, because these securities tend to have significantly lower trading volumes than larger-cap securities, the Fund may have difficulty selling holdings or may only be able to sell holdings at prices substantially lower than what Royce believes they are worth. Therefore, the Fund may involve considerably more risk of loss and its returns may differ significantly from funds investing in larger-cap companies or other asset classes. The Fund’s investment in a limited number of issuers and its potential industry and sector overweights may also involve more risk to investors than a more broadly diversified

portfolio of small-cap securities because it may be more susceptible to any single corporate, economic, political, regulatory, or market event.

Investment in foreign securities involves risks that may not be encountered in U.S. investments, including adverse political, social, economic, or other developments that are unique to a particular region or country. Prices of foreign securities in particular countries or regions may, at times, move in a different direction and/or be more volatile than those of U.S. securities. Because the Fund does not intend to hedge its foreign currency exposure, the U.S. dollar value of the Fund’s investments may be harmed by declines in the value of foreign currencies in relation to the U.S. dollar.

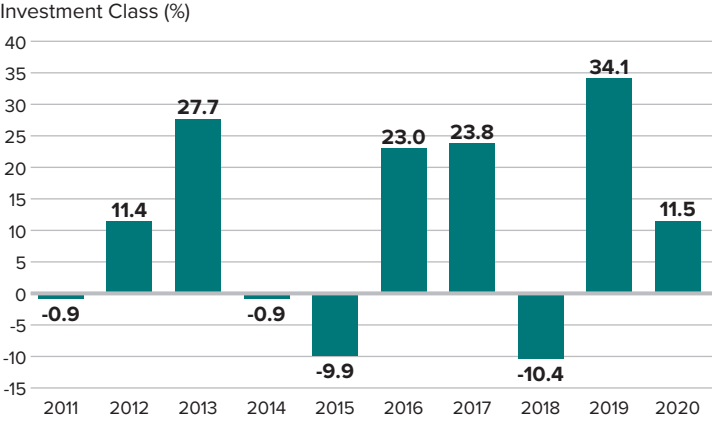
Royce’s estimate of a company’s current worth may prove to be inaccurate, or this estimate may not be recognized by other investors, which could lead to portfolio losses. Securities in the Fund’s portfolio may not increase as much as the market as a whole and some securities may continue to be undervalued for long periods of time or may never reach what Royce believes are their full market values.

Investments in the Fund are not bank deposits and are not insured or guaranteed by the Federal Deposit Insurance Corporation or any other government agency. This Prospectus is not a contract.

Performance

The following performance information provides an indication of the risks of investing in the Fund. Past performance does not indicate how the Fund will perform in the future. The Calendar Year Total Returns chart shows performance year by year over the last ten years (Investment Class used for illustrative purposes—returns differ by Class). The Annualized Total Returns table shows how the Fund’s average annual total returns for various periods compare with those of the Russell 2000 Index, the Fund’s benchmark index. The Classes have substantially similar returns because they invest in the same portfolio of securities, differing only to the extent that the Classes have different expenses. The Service Class has higher expenses than the Investment Class. If Service Class’s expenses had been reflected, returns for that Class would have been lower.

Calendar Year Total Returns



During the period shown in the bar chart, the highest return for a calendar quarter was 25.31% (quarter ended 12/31/20) and the lowest return for a calendar quarter was -27.80% (quarter ended 3/31/20).

Royce Premier Fund (concluded)

The table also presents the impact of taxes on the Fund's returns (Investment Class again used for illustrative purposes; after-tax returns differ by Class and would have been lower for the Service Class). In calculating these figures, we assumed that the shareholder was in the highest federal income tax bracket in effect at the time of each distribution of income or capital gains. We did not consider the impact of state or local income taxes. Your after-tax returns depend on your tax situation, so they may differ from the returns shown. This information does not apply if your investment is in an individual retirement account (IRA), a 401(k) plan, or is otherwise tax deferred, because such accounts are subject to income taxes only upon distribution. Current month-end performance information may be obtained at www.royceinvest.com or by calling Investor Services at (800) 221-4268.

Annualized Total Returns

As of 12/31/20 (%)

	1 YEAR	5 YEAR	10 YEAR
Investment Class			
Return Before Taxes	11.50	15.33	9.91
Return After Taxes on Distributions	10.07	11.48	6.79
Return After Taxes on Distributions and Sale of Fund Shares	7.79	11.62	7.35
Service Class¹			
Return Before Taxes	11.08	14.94	9.58
Institutional Class			
Return Before Taxes	11.53	15.40	10.00
Russell 2000 Index			
(Reflects no deductions for fees, expenses, or taxes)	19.96	13.26	11.20

¹Certain immaterial adjustments were made to the net assets of the Fund at 12/31/20 for financial reporting purposes, and as a result the net asset values for shareholder transactions on that date and the total returns based on those net asset values differ from the adjusted net asset values and total returns reported in the Financial Highlights.

Investment Adviser and Portfolio Management

Royce & Associates, LP is the Fund's investment adviser and a limited partnership organized under the laws of Delaware. Royce & Associates primarily conducts its business under the name Royce Investment Partners. Charles M. Royce is the Fund's lead portfolio manager. Portfolio Managers Lauren A. Romeo and Steven G. McBoyle manage

the Fund with him. Mr. Royce has been portfolio manager since the Fund's inception. Ms. Romeo and Mr. McBoyle became portfolio managers in 2016. Ms. Romeo (2006-2015) and Mr. McBoyle (2014-2015) were previously the Fund's assistant portfolio managers.

How to Purchase and Sell Fund Shares

Minimum initial investments for shares of the Fund's Investment and Service Classes purchased directly from The Royce Fund:

ACCOUNT TYPE	MINIMUM
Regular Account	\$2,000
IRA	\$1,000
Automatic Investment or Direct Deposit Plan Accounts	\$1,000
401(k) Accounts	None

The minimum for subsequent investments is \$50, regardless of account type.

The minimum initial investment for Institutional Class shares is \$1,000,000.

You may sell shares in your account at any time and make requests online, by telephone, and by mail. You may also purchase or sell Fund shares through a third party, such as a discount or full-service broker-dealer, bank, or other financial intermediary.

Tax Information

The Fund intends to make distributions that are expected to be taxable to you as ordinary income or capital gains unless you are tax exempt or your investment is in an individual retirement account (IRA), a 401(k) plan, or is otherwise tax deferred.

Financial Intermediary Compensation

If you purchase the Fund through a broker-dealer or other financial intermediary (such as a bank), the Fund and its related companies may pay the intermediary for the sale of Fund shares and related services. These payments may create a conflict of interest by influencing the broker-dealer or other intermediary and your salesperson to recommend the Fund over another investment. Ask your salesperson or visit your financial intermediary's website for more information.

Royce Small-Cap Value Fund

Investment Goal

Royce Small-Cap Value Fund's investment goal is long-term growth of capital.

Fees and Expenses of the Fund

The following table presents the fees and expenses that you may pay if you buy and hold shares of the Fund.

Shareholder Fees (fees paid directly from your investment)

	INVESTMENT CLASS	SERVICE CLASS
Maximum sales charge (load) imposed on purchases	0.00%	0.00%
Maximum deferred sales charge	0.00%	0.00%
Maximum sales charge (load) imposed on reinvested dividends	0.00%	0.00%
Redemption fee (as a percentage of amount redeemed on shares held for less than 30 days)	1.00%	1.00%

Annual Fund Operating Expenses (expenses that you pay each year as a percentage of the value of your investment)

Management fees	1.00%	1.00%
Distribution (12b-1) fees	0.00%	0.25%
Other expenses	0.39%	0.37%
Total annual Fund operating expenses	1.39%	1.62%
Fee waivers and/or expense reimbursements	-0.15%	-0.13%
Total annual Fund operating expenses after fee waivers and/or expense reimbursements	1.24%	1.49%

The Fund's total annualized operating expense ratios are subject to change in response to changes in the Fund's average net assets or for other reasons. A decline in the Fund's average net assets can be expected to increase the impact of operating expenses on the Fund's total annualized operating expense ratios.

Royce has contractually agreed, without right of termination, to waive fees and/or reimburse expenses to the extent necessary to maintain the Investment and Service Classes' net annual operating expenses (excluding brokerage commissions, taxes, interest, litigation expenses, acquired fund fees and expenses, and other expenses not borne in the ordinary course of business) at or below 1.24% and 1.49%, respectively, through April 30, 2022.

Example

This example is intended to help you compare the cost of investing in the Fund with the cost of investing in other mutual funds.

The example assumes that you invest \$10,000 in the Fund for the time periods indicated and then redeem all of your shares at the end of those periods. The example also assumes that your investment has a 5% return each year and that the Fund's total operating expenses (net of fee waivers and/or expense reimbursements for the Investment and Service Classes in year one) remain the same. Although your actual costs may be higher or lower, based on the assumptions your costs would be:

	INVESTMENT CLASS	SERVICE CLASS
1 Year	\$126	\$152
3 Years	\$425	\$498
5 Years	\$746	\$869
10 Years	\$1,656	\$1,911

Portfolio Turnover

The Fund pays transaction costs, such as commissions, when it buys and sells securities (or "turns over" its portfolio). A higher portfolio turnover rate may indicate higher transaction costs and may result in higher taxes when Fund shares are held in a taxable account. These costs, which are not reflected in annual fund operating expenses or in the example, affect the Fund's performance. During the most recent fiscal year, the Fund's portfolio turnover rate was 61% of the average value of its portfolio.

Principal Investment Strategy

Royce Investment Partners (“Royce”), the Fund’s investment adviser, invests the Fund’s assets primarily in equity securities of small-cap companies that Royce believes are trading below its estimate of their current worth. Small-cap companies are those that have a market capitalization not greater than that of the largest company in the Russell 2000® Index at the time of its most recent reconstitution. Royce focuses on companies that it believes also possess financial strength, a strong business model, and the ability to generate and effectively allocate excess free cash flow.

Normally, the Fund invests at least 80% of its net assets in equity securities of small-cap companies. The Fund may continue to hold or, in some cases, build positions in companies with higher market capitalizations. Although the Fund normally focuses on securities of U.S. companies, it may invest up to 25% of its net assets (measured at the time of investment) in securities of companies headquartered in foreign countries. The Fund may invest in other investment companies that invest in equity securities. The Fund may sell securities to, among other things, secure gains, limit losses, redeploy assets into what Royce deems to be more promising opportunities, and/or manage cash levels in the Fund’s portfolio.

Primary Risks for Fund Investors

As with any mutual fund that invests in common stocks, Royce Small-Cap Value Fund is subject to market risk—the possibility that common stock prices will decline over short or extended periods of time due to overall market, financial, and economic conditions and trends, governmental or central bank actions or interventions, changes in investor sentiment, and other factors, such as the recent COVID-19 pandemic, that may not be directly related to the issuer of a security held by the Fund. This pandemic could adversely affect global economies and markets and individual companies in ways that cannot necessarily be foreseen. As a result, the value of your investment in the Fund will fluctuate, sometimes sharply and unpredictably, and you could lose money over short or long periods of time.

The prices of small-cap securities are generally more volatile than those of larger-cap securities. In addition, because small-cap securities tend to have significantly lower trading volumes than larger-cap securities, the Fund may have difficulty selling holdings or may only be able to sell holdings at prices substantially lower than what Royce believes they are worth. Therefore, the Fund may involve considerably more risk of loss and its returns may differ significantly from funds investing in larger-cap companies or other asset classes. In addition, as of December 31, 2020 the Fund invested a significant portion of its assets in a limited number of securities. The Fund’s investment in a limited number of issuers and its potential industry and sector overweights may involve more risk to investors than a more broadly diversified portfolio of small-cap securities because it may be more susceptible to any single corporate, economic, political, regulatory, or market event.

Investment in foreign securities involves risks that may not be encountered in U.S. investments, including adverse political, social, economic, or other developments that are unique to a particular region or country. Prices of foreign securities in particular countries or regions may, at times, move in a different direction and/or be more volatile than those of U.S. securities. Because the Fund does not intend to hedge its foreign currency exposure, the U.S. dollar value of the Fund’s investments may be harmed by declines in the value of foreign currencies in relation to the U.S. dollar.

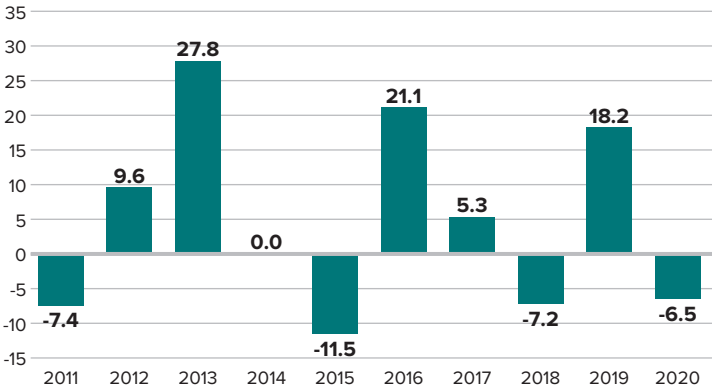
Royce’s estimate of a company’s current worth may prove to be inaccurate, or this estimate may not be recognized by other investors, which could lead to portfolio losses. Securities in the Fund’s portfolio may not increase as much as the market as a whole and some securities may continue to be undervalued for long periods of time or may never reach what Royce believes are their full market values.

Investments in the Fund are not bank deposits and are not insured by the Federal Deposit Insurance Corporation or any other government agency. This Prospectus is not a contract.

Performance

The following performance information provides an indication of the risks of investing in the Fund. Past performance does not indicate how the Fund will perform in the future. The Calendar Year Total Returns chart shows performance year by year over the last ten years (Service Class used for illustrative purposes—returns differ by Class). The Annualized Total Returns table shows how the Fund’s average annual total returns for various periods compare with those of the Russell 2000 Value Index, the Fund’s benchmark index, and the Russell 2000 Index. The returns differ only to the extent that the Classes have different expenses because all Classes invest in the same portfolio of securities.

Calendar Year Total Returns
Service Class (%)



During the period shown in the bar chart, the highest return for a calendar quarter was 26.92% (quarter ended 12/31/20) and the lowest return for a calendar quarter was -39.52% (quarter ended 3/31/20).

The table also presents the impact of taxes on the Fund’s returns (Service Class again used for illustrative purposes). In calculating these figures, we assumed that the shareholder was in the highest federal

Royce Small-Cap Value Fund (concluded)

income tax bracket in effect at the time of each distribution of income or capital gains. We did not consider the impact of state or local income taxes. Your after-tax returns depend on your tax situation, so they may differ from the returns shown. This information does not apply if your investment is in an individual retirement account (IRA), a 401(k) plan, or is otherwise tax deferred because such accounts are subject to income taxes only upon distribution. Current month-end performance information may be obtained at www.royceinvest.com or by calling Investor Services at (800) 221-4268.

Annualized Total Returns

As of 12/31/20 (%)

	1 YEAR	5 YEAR	10 YEAR
Service Class			
Return Before Taxes	-6.47	5.51	4.14
Return After Taxes on Distributions	-7.33	4.13	2.27
Return After Taxes on Distributions and Sale of Fund Shares	-3.24	4.24	3.04
Investment Class			
Return Before Taxes	-6.25	5.76	4.40
Russell 2000 Value Index			
(Reflects no deductions for fees, expenses, or taxes)	4.63	9.65	8.66
Russell 2000 Index			
(Reflects no deductions for fees, expenses, or taxes)	19.96	13.26	11.20

Investment Adviser and Portfolio Management

Royce & Associates, LP is the Fund's investment adviser and a limited partnership organized under the laws of Delaware. Royce & Associates primarily conducts its business under the name Royce Investment Partners. Jay S. Kaplan is the Fund's portfolio manager. He has been portfolio manager since 2013 and was previously the Fund's co-manager (2003-2012).

How to Purchase and Sell Fund Shares

Minimum initial investments for shares of the Fund's Investment and Service Classes purchased directly from The Royce Fund:

ACCOUNT TYPE	MINIMUM
Regular Account	\$2,000
IRA	\$1,000
Automatic Investment or Direct Deposit Plan Accounts	\$1,000
401(k) Accounts	None

The minimum for subsequent investments is \$50, regardless of account type.

You may sell shares in your account at any time and make requests online, by telephone, and by mail. You may also purchase or sell Fund shares through a third party, such as a discount or full-service broker-dealer, bank, or other financial intermediary.

Tax Information

The Fund intends to make distributions that are expected to be taxable to you as ordinary income or capital gains unless you are tax exempt or your investment is in an individual retirement account (IRA), a 401(k) plan, or is otherwise tax deferred.

Financial Intermediary Compensation

If you purchase the Fund through a broker-dealer or other financial intermediary (such as a bank), the Fund and its related companies may pay the intermediary for the sale of Fund shares and related services. These payments may create a conflict of interest by influencing the broker-dealer or other intermediary and your salesperson to recommend the Fund over another investment. Ask your salesperson or visit your financial intermediary's website for more information.

Royce Smaller-Companies Growth Fund

Investment Goal

Royce Smaller-Companies Growth Fund's investment goal is long-term growth of capital.

Fees and Expenses of the Fund

The following table presents the fees and expenses that you may pay if you buy and hold shares of the Fund.

Shareholder Fees (fees paid directly from your investment)

	INVESTMENT CLASS	SERVICE CLASS	INSTITUTIONAL CLASS
Maximum sales charge (load) imposed on purchases	0.00%	0.00%	0.00%
Maximum deferred sales charge	0.00%	0.00%	0.00%
Maximum sales charge (load) imposed on reinvested dividends	0.00%	0.00%	0.00%
Redemption fee (as a percentage of amount redeemed on shares held for less than 30 days)	1.00%	1.00%	0.00%

Annual Fund Operating Expenses (expenses that you pay each year as a percentage of the value of your investment)

Management fees	1.00%	1.00%	1.00%
Distribution (12b-1) fees	0.00%	0.25%	0.00%
Other expenses	0.25%	0.29%	0.44%
Total annual Fund operating expenses	1.25%	1.54%	1.44%
Fee waivers and/or expense reimbursements	-0.01%	-0.05%	-0.20%
Total annual Fund operating expenses after fee waivers and/or expense reimbursements	1.24%	1.49%	1.24%

The Fund's total annualized operating expense ratios are subject to change in response to changes in the Fund's average net assets or for other reasons. A decline in the Fund's average net assets can be expected to increase the impact of operating expenses on the Fund's total annualized operating expense ratios.

Royce has contractually agreed, without right of termination, to waive fees and/or reimburse expenses to the extent necessary to maintain the Investment, Service, and Institutional Classes' net annual operating expenses (excluding brokerage commissions, taxes, interest, litigation expenses, acquired fund fees and expenses, and other expenses not borne in the ordinary course of business) at or below 1.24%, 1.49% and 1.24%, respectively, through April 30, 2022.

Example

This example is intended to help you compare the cost of investing in the Fund with the cost of investing in other mutual funds.

The example assumes that you invest \$10,000 in the Fund for the time periods indicated and then redeem all of your shares at the end of those periods. The example also assumes that your investment has a 5% return each year and that the Fund's total operating expenses (net of fee waivers and/or expense reimbursements for the Investment, Service, and Institutional Classes in year one) remain the same. Although your actual costs may be higher or lower, based on the assumptions your costs would be:

	INVESTMENT CLASS	SERVICE CLASS	INSTITUTIONAL CLASS
1 Year	\$126	\$152	\$126
3 Years	\$396	\$482	\$436
5 Years	\$685	\$835	\$768
10 Years	\$1,510	\$1,830	\$1,707

Portfolio Turnover

The Fund pays transaction costs, such as commissions, when it buys and sells securities (or "turns over" its portfolio). A higher portfolio turnover rate may indicate higher transaction costs and may result in higher taxes when Fund shares are held in a taxable account. These costs, which are not reflected in annual fund operating expenses or in the example, affect the Fund's performance. During the most recent fiscal year, the Fund's portfolio turnover rate was 61% of the average value of its portfolio.

Royce Smaller-Companies Growth Fund (continued)

Principal Investment Strategy

Royce Investment Partners (“Royce”), the Fund’s investment adviser, invests the Fund’s assets primarily in equity securities of companies with stock market capitalizations up to \$7.5 billion that Royce believes have above-average growth prospects. Royce also considers the extent to which such companies are trading below its estimate of their current worth and/or have the potential for higher internal rates of return or improved profit margins.

Normally, the Fund invests at least 80% of its net assets in equity securities of companies with stock market capitalizations up to \$7.5 billion. The Fund may continue to hold or, in some cases, build positions in companies with market capitalizations of more than \$7.5 billion. Although the Fund normally focuses on securities of U.S. companies, it may invest up to 25% of its net assets (measured at the time of investment) in securities of companies headquartered in foreign countries. The Fund may invest in other investment companies that invest in equity securities. The Fund may sell securities to, among other things, secure gains, limit losses, redeploy assets into what Royce deems to be more promising opportunities, and/or manage cash levels in the Fund’s portfolio.

Primary Risks for Fund Investors

As with any mutual fund that invests in common stocks, Royce Smaller-Companies Growth Fund is subject to market risk—the possibility that common stock prices will decline over short or extended periods of time due to overall market, financial, and economic conditions and trends, governmental or central bank actions or interventions, changes in investor sentiment, and other factors, such as the recent COVID-19 pandemic, that may not be directly related to the issuer of a security held by the Fund. This pandemic could adversely affect global economies and markets and individual companies in ways that cannot necessarily be foreseen. As a result, the value of your investment in the Fund will fluctuate, sometimes sharply and unpredictably, and you could lose money over short or long periods of time.

The prices of equity securities of companies with stock market capitalizations up to \$7.5 billion are generally more volatile than those of larger-cap securities. In addition, because these securities tend to have significantly lower trading volumes than larger-cap securities, the Fund may have difficulty selling holdings or may only be able to sell holdings at prices substantially lower than what Royce believes they are worth. Therefore, the Fund may involve considerably more risk of loss and its returns may differ significantly from funds investing in larger-cap companies or other asset classes.

Investment in foreign securities involves risks that may not be encountered in U.S. investments, including adverse political, social, economic, or other developments that are unique to a particular region or country. Prices of foreign securities in particular countries or regions may, at times, move in a different direction and/or be more volatile than those of U.S. securities. Because the Fund does not intend to hedge its foreign currency exposure, the U.S. dollar value of the

Fund’s investments may be harmed by declines in the value of foreign currencies in relation to the U.S. dollar.

To the extent the Fund overweights a single market sector or industry relative to its benchmark index, its performance may be tied more directly to the success or failure of a relatively smaller or less well-diversified group of portfolio holdings.

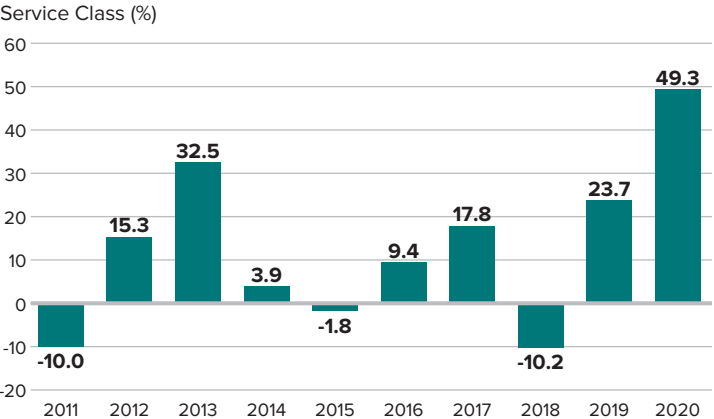
Royce’s estimate of a company’s growth prospects and/or current worth also may prove to be inaccurate, or this estimate may not be recognized by other investors, which could lead to portfolio losses. Securities in the Fund’s portfolio may not increase as much as the market as a whole and some securities may continue to be undervalued for long periods of time or may never reach what Royce believes are their full market values.

Investments in the Fund are not bank deposits and are not insured by the Federal Deposit Insurance Corporation or any other government agency. This Prospectus is not a contract.

Performance

The following performance information provides an indication of the risks of investing in the Fund. Past performance does not indicate how the Fund will perform in the future. The Calendar Year Total Returns chart shows performance year by year over the last ten years (Service Class used for illustrative purposes—returns differ by Class). The Annualized Total Returns table shows how the Fund’s average annual total returns for various periods compare with those of the Russell 2000 Index, the Fund’s benchmark index, and the Russell 2000 Growth Index. The returns differ only to the extent that the Classes have different expenses because all Classes invest in the same portfolio of securities.

Calendar Year Total Returns



During the period shown in the bar chart, the highest return for a calendar quarter was 33.99% (quarter ended 6/30/20) and the lowest return for a calendar quarter was -23.78% (quarter ended 3/31/20).

The table also presents the impact of taxes on the Fund’s returns (Service Class again used for illustrative purposes). In calculating these figures, we assumed that the shareholder was in the highest federal income tax bracket in effect at the time of each distribution of income or capital gains. We did not consider the impact of state or local income

Royce Smaller-Companies Growth Fund (concluded)

taxes. Your after-tax returns depend on your tax situation, so they may differ from the returns shown. This information does not apply if your investment is in an individual retirement account (IRA), a 401(k) plan, or is otherwise tax deferred because such accounts are subject to income taxes only upon distribution. Current month-end performance information may be obtained at www.royceinvest.com or by calling Investor Services at (800) 221-4268.

Annualized Total Returns

As of 12/31/20 (%)

	1 YEAR	5 YEAR	10 YEAR
Service Class			
Return Before Taxes	49.26	16.38	11.59
Return After Taxes on Distributions	45.73	12.24	8.29
Return After Taxes on Distributions and Sale of Fund Shares	31.39	11.87	8.38
Investment Class			
Return Before Taxes	49.61	16.70	11.83
Institutional Class			
Return Before Taxes	49.70	16.75	11.97
Russell 2000 Index			
(Reflects no deductions for fees, expenses, or taxes)	19.96	13.26	11.20
Russell 2000 Growth Index			
(Reflects no deductions for fees, expenses, or taxes)	34.63	16.36	13.48

Investment Adviser and Portfolio Management

Royce & Associates, LP is the Fund's investment adviser and a limited partnership organized under the laws of Delaware. Royce & Associates primarily conducts its business under the name Royce Investment Partners. James A. (Chip) Skinner III is the Fund's portfolio manager. Mr. Skinner has been portfolio manager since 2007 and was previously the Fund's co-manager (2003-2007).

How to Purchase and Sell Fund Shares

Minimum initial investments for shares of the Fund's Investment and Service Classes purchased directly from The Royce Fund:

ACCOUNT TYPE	MINIMUM
Regular Account	\$2,000
IRA	\$1,000
Automatic Investment or Direct Deposit Plan Accounts	\$1,000
401(k) Accounts	None

The minimum for subsequent investments is \$50, regardless of account type.

The minimum initial investment for Institutional Class shares is \$1,000,000.

You may sell shares in your account at any time and make requests online, by telephone, and by mail. You may also purchase or sell Fund shares through a third party, such as a discount or full-service broker-dealer, bank, or other financial intermediary.

Tax Information

The Fund intends to make distributions that are expected to be taxable to you as ordinary income or capital gains unless you are tax exempt or your investment is in an individual retirement account (IRA), a 401(k) plan, or is otherwise tax deferred.

Financial Intermediary Compensation

If you purchase the Fund through a broker-dealer or other financial intermediary (such as a bank), the Fund and its related companies may pay the intermediary for the sale of Fund shares and related services. These payments may create a conflict of interest by influencing the broker-dealer or other intermediary and your salesperson to recommend the Fund over another investment. Ask your salesperson or visit your financial intermediary's website for more information.

Royce Special Equity Fund

Investment Goal

Royce Special Equity Fund's investment goal is long-term growth of capital.

Fees and Expenses of the Fund

The following table presents the fees and expenses that you may pay if you buy and hold shares of the Fund.

Shareholder Fees (fees paid directly from your investment)

	INVESTMENT CLASS	SERVICE CLASS	INSTITUTIONAL CLASS
Maximum sales charge (load) imposed on purchases	0.00%	0.00%	0.00%
Maximum deferred sales charge	0.00%	0.00%	0.00%
Maximum sales charge (load) imposed on reinvested dividends	0.00%	0.00%	0.00%
Redemption fee (as a percentage of amount redeemed on shares held for less than 30 days)	1.00%	1.00%	0.00%

Annual Fund Operating Expenses (expenses that you pay each year as a percentage of the value of your investment)

Management fees	1.00%	1.00%	1.00%
Distribution (12b-1) fees	0.00%	0.25%	0.00%
Other expenses	0.23%	0.35%	0.15%
Total annual Fund operating expenses	1.23%	1.60%	1.15%
Fee waivers and/or expense reimbursements	0.00%	-0.11%	0.00%
Total annual Fund operating expenses after fee waivers and/or expense reimbursements	1.23%	1.49%	1.15%

The Fund's total annualized operating expense ratios are subject to change in response to changes in the Fund's average net assets or for other reasons. A decline in the Fund's average net assets can be expected to increase the impact of operating expenses on the Fund's total annualized operating expense ratios.

Royce has contractually agreed, without right of termination, to waive fees and/or reimburse expenses to the extent necessary to maintain the Service Class's net annual operating expenses (excluding brokerage commissions, taxes, interest, litigation expenses, acquired fund fees and expenses, and other expenses not borne in the ordinary course of business) at or below 1.49% through April 30, 2022.

Example

This example is intended to help you compare the cost of investing in the Fund with the cost of investing in other mutual funds.

The example assumes that you invest \$10,000 in the Fund for the time periods indicated and then redeem all of your shares at the end of those periods. The example also assumes that your investment has a 5% return each year and that the Fund's total operating expenses (net of fee waivers and/or expense reimbursements for the Service Class in year one) remain the same. Although your actual costs may be higher or lower, based on the assumptions your costs would be:

	INVESTMENT CLASS	SERVICE CLASS	INSTITUTIONAL CLASS
1 Year	\$125	\$152	\$117
3 Years	\$390	\$494	\$365
5 Years	\$676	\$860	\$633
10 Years	\$1,489	\$1,891	\$1,398

Portfolio Turnover

The Fund pays transaction costs, such as commissions, when it buys and sells securities (or "turns over" its portfolio). A higher portfolio turnover rate may indicate higher transaction costs and may result in higher taxes when Fund shares are held in a taxable account. These costs, which are not reflected in annual fund operating expenses or in the example, affect the Fund's performance. During the most recent fiscal year, the Fund's portfolio turnover rate was 39% of the average value of its portfolio.

Royce Special Equity Fund (continued)

Principal Investment Strategy

Royce Investment Partners (“Royce”), the Fund’s investment adviser, invests the Fund’s assets primarily in equity securities of small-cap companies. Small-cap companies are those that have a market capitalization not greater than that of the largest company in the Russell 2000® Index at the time of its most recent reconstitution. The portfolio manager applies an intensive value approach in managing the Fund’s assets. This approach, which attempts to combine classic value analysis, the identification of good businesses, and accounting cynicism, has its roots in the teachings of Benjamin Graham and Abraham Briloff.

Normally, the Fund invests at least 80% of its net assets in equity securities. At least 65% of these securities will be issued by small-cap companies at the time of investment. Although the Fund normally focuses on securities of U.S. companies, it may invest up to 10% of its net assets (measured at the time of investment) in securities of companies headquartered in foreign countries. The Fund may sell securities to, among other things, secure gains, limit losses, redeploy assets into what Royce deems to be more promising opportunities, and/or manage cash levels in the Fund’s portfolio.

Primary Risks for Fund Investors

As with any mutual fund that invests in common stocks, Royce Special Equity Fund is subject to market risk—the possibility that common stock prices will decline over short or extended periods of time due to overall market, financial, and economic conditions and trends, governmental or central bank actions or interventions, changes in investor sentiment, and other factors, such as the recent COVID-19 pandemic, that may not be directly related to the issuer of a security held by the Fund. This pandemic could adversely affect global economies and markets and individual companies in ways that cannot necessarily be foreseen. As a result, the value of an investment in the Fund will fluctuate, sometimes sharply and unpredictably, and you could lose money over short or long periods of time.

The prices of small-cap securities are generally more volatile than those of larger-cap securities. In addition, because small-cap securities tend to have significantly lower trading volumes than larger-cap securities, the Fund may have difficulty selling holdings or may only be able to sell holdings at prices substantially lower than what Royce believes they are worth. Therefore, the Fund may involve considerably more risk of loss and its returns may differ significantly from funds investing in larger-cap companies or other asset classes. In addition, as of December 31, 2020 the Fund invested a significant portion of its assets in a limited number of securities. The Fund’s investment in a limited number of issuers and its potential industry and sector overweights may involve more risk to investors than a more broadly diversified portfolio of small-cap securities because it may be more susceptible to any single corporate, economic, political, regulatory, or market event.

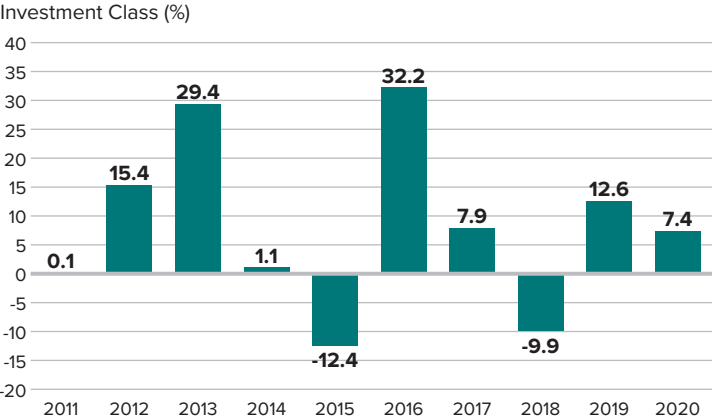
The Fund’s intensive value approach may not be successful and could result in portfolio losses. Securities in the Fund’s portfolio may not increase as much as the market as a whole and some securities may continue to be undervalued for long periods of time or may never reach what Royce believes are their full market values.

Investments in the Fund are not bank deposits and are not insured or guaranteed by the Federal Deposit Insurance Corporation or any other government agency. This Prospectus is not a contract.

Performance

The following performance information provides an indication of the risks of investing in the Fund. Past performance does not indicate how the Fund will perform in the future. The Calendar Year Total Returns chart shows performance year by year over the last ten years (Investment Class used for illustrative purposes—returns differ by Class). The Annualized Total Returns table shows how the Fund’s average annual total returns for various periods compare with those of the Russell 2000 Value Index, the Fund’s benchmark index, and the Russell 2000 Index. The Classes have substantially similar returns because they invest in the same portfolio of securities, differing only to the extent that the Classes have different expenses. The Service Class has higher expenses than the Investment Class. If Service Class’s expenses had been reflected, returns for that Class would have been lower.

Calendar Year Total Returns



During the period shown in the bar chart, the highest return for a calendar quarter was 19.38% (quarter ended 6/30/20) and the lowest return for a calendar quarter was -24.62% (quarter ended 3/31/20).

The table also presents the impact of taxes on the Fund’s returns (Investment Class again used for illustrative purposes; after-tax returns differ by Class and would have been lower for the Service Class). In calculating these figures, we assumed that the shareholder was in the highest federal income tax bracket in effect at the time of each distribution of income or capital gains. We did not consider the impact of state or local income taxes. Your after-tax returns depend on your tax situation, so they may differ from the returns shown. This information

Royce Special Equity Fund (concluded)

does not apply if your investment is in an individual retirement account (IRA), a 401(k) plan, or is otherwise tax deferred because such accounts are subject to income taxes only upon distribution. Current month-end performance information may be obtained at www.royceinvest.com or by calling Investor Services at (800) 221-4268.

Annualized Total Returns

As of 12/31/20 (%)

	1 YEAR	5 YEAR	10 YEAR
Investment Class			
Return Before Taxes	7.43	9.24	7.49
Return After Taxes on Distributions	6.51	7.12	5.50
Return After Taxes on Distributions and Sale of Fund Shares	5.05	7.13	5.79
Service Class			
Return Before Taxes	7.29	9.01	7.25
Institutional Class¹			
Return Before Taxes	7.46	9.30	7.58
Russell 2000 Value Index			
(Reflects no deductions for fees, expenses, or taxes)	4.63	9.65	8.66
Russell 2000 Index			
(Reflects no deductions for fees, expenses, or taxes)	19.96	13.26	11.20

¹Certain immaterial adjustments were made to the net assets of the Fund at 12/31/20 for financial reporting purposes, and as a result the net asset values for shareholder transactions on that date and the total returns based on those net asset values differ from the adjusted net asset values and total returns reported in the Financial Highlights.

Investment Adviser and Portfolio Management

Royce & Associates, LP is the Fund's investment adviser and a limited partnership organized under the laws of Delaware. Royce & Associates primarily conducts its business under the name Royce Investment Partners. Charles R. Dreifus is the Fund's portfolio manager. He is assisted by Portfolio Manager Steven G. McBoyle. Mr. Dreifus has been portfolio manager since the Fund's inception. Mr. McBoyle became assistant portfolio manager in 2014.

How to Purchase and Sell Fund Shares

Minimum initial investments for shares of the Fund's Investment and Service Classes purchased directly from The Royce Fund:

ACCOUNT TYPE	MINIMUM
Regular Account	\$2,000
IRA	\$1,000
Automatic Investment or Direct Deposit Plan Accounts	\$1,000
401(k) Accounts	None

The minimum for subsequent investments is \$50, regardless of account type.

The minimum initial investment for Institutional Class shares is \$1,000,000.

You may sell shares in your account at any time and make requests online, by telephone, and by mail. You may also purchase or sell Fund shares through a third party, such as a discount or full-service broker-dealer, bank, or other financial intermediary.

Tax Information

The Fund intends to make distributions that are expected to be taxable to you as ordinary income or capital gains unless you are tax exempt or your investment is in an individual retirement account (IRA), a 401(k) plan, or is otherwise tax deferred.

Financial Intermediary Compensation

If you purchase the Fund through a broker-dealer or other financial intermediary (such as a bank), the Fund and its related companies may pay the intermediary for the sale of Fund shares and related services. These payments may create a conflict of interest by influencing the broker-dealer or other intermediary and your salesperson to recommend the Fund over another investment. Ask your salesperson or visit your financial intermediary's website for more information.

Royce Total Return Fund

Investment Goals

Royce Total Return Fund's investment goals are long-term growth of capital and current income.

Fees and Expenses of the Fund

The following table presents the fees and expenses that you may pay if you buy and hold shares of the Fund.

Shareholder Fees (fees paid directly from your investment)

	INVESTMENT CLASS	SERVICE CLASS	INSTITUTIONAL CLASS
Maximum sales charge (load) imposed on purchases	0.00%	0.00%	0.00%
Maximum deferred sales charge	0.00%	0.00%	0.00%
Maximum sales charge (load) imposed on reinvested dividends	0.00%	0.00%	0.00%
Redemption fee (as a percentage of amount redeemed on shares held for less than 30 days)	1.00%	1.00%	0.00%

Annual Fund Operating Expenses (expenses that you pay each year as a percentage of the value of your investment)

Management fees	1.00%	1.00%	1.00%
Distribution (12b-1) fees	0.00%	0.25%	0.00%
Other expenses	0.24%	0.30%	0.13%
Acquired fund fees and expenses	0.01%	0.01%	0.01%
Total annual Fund operating expenses	1.25%	1.56%	1.14%
Fee waivers and/or expense reimbursements	0.00%	-0.06%	0.00%
Total annual Fund operating expenses after fee waivers and/or expense reimbursements	1.25%	1.50%	1.14%

The Fund's total annualized operating expense ratios are subject to change in response to changes in the Fund's average net assets or for other reasons. A decline in the Fund's average net assets can be expected to increase the impact of operating expenses on the Fund's total annualized operating expense ratios.

Royce has contractually agreed, without right of termination, to waive fees and/or reimburse expenses to the extent necessary to maintain the Service Class's net annual operating expenses (excluding brokerage commissions, taxes, interest, litigation expenses, acquired fund fees and expenses, and other expenses not borne in the ordinary course of business) at or below 1.49% through April 30, 2022.

Total annual Fund operating expenses may differ from the expense ratio in the Fund's Financial Highlights because the highlights include only the Fund's direct operating expenses and do not include acquired fund fees and expenses, which reflect the estimated amount of the fees and expenses incurred indirectly by the Fund through its investments in mutual funds, hedge funds, private equity funds, and other investment companies.

Example

This example is intended to help you compare the cost of investing in the Fund with the cost of investing in other mutual funds.

The example assumes that you invest \$10,000 in the Fund for the time periods indicated and then redeem all of your shares at the end of those periods. The example also assumes that your investment has a 5% return each year and that the Fund's total operating expenses (net of fee waivers and/or expense reimbursements for the Service Class in year one) remain the same. Although your actual costs may be higher or lower, based on the assumptions your costs would be:

	INVESTMENT CLASS	SERVICE CLASS	INSTITUTIONAL CLASS
1 Year	\$127	\$153	\$116
3 Years	\$397	\$487	\$362
5 Years	\$686	\$844	\$628
10 Years	\$1,511	\$1,851	\$1,386

Portfolio Turnover

The Fund pays transaction costs, such as commissions, when it buys and sells securities (or "turns over" its portfolio). A higher portfolio turnover rate may indicate higher transaction costs and may result in higher taxes when Fund shares are held in a taxable account. These costs, which are not reflected in annual fund operating expenses or in the example, affect the Fund's performance. During the most recent fiscal year, the Fund's portfolio turnover rate was 61% of the average value of its portfolio.

Royce Total Return Fund (continued)

Principal Investment Strategy

Royce Investment Partners (“Royce”), the Fund’s investment adviser, invests the Fund’s assets primarily in dividend-paying securities of small-cap companies that it believes are trading below its estimate of their current worth. Small-cap companies are those that have a market capitalization not greater than that of the largest company in the Russell 2000® Index at the time of its most recent reconstitution. Royce believes that regular dividend payments are often a positive signal that may indicate attractive attributes including a stable business model, shareholder-friendly management, disciplined capital allocation practices, and a conservative financial culture. The Fund seeks to achieve its investment objectives by primarily investing in dividend-paying securities, favoring companies with low leverage, below-average valuations, and a history of above-average profitability.

Normally, the Fund invests at least 65% of its net assets in equity securities. At least 90% of these securities will produce dividend or interest income to the Fund, and at least 65% will be issued by small-cap companies at the time of investment. Although the Fund normally focuses on securities of U.S. companies, it may invest up to 25% of its net assets (measured at the time of investment) in securities of companies headquartered in foreign countries. The Fund may invest in other investment companies that invest in equity securities. The Fund may sell securities to, among other things, secure gains, limit losses, redeploy assets into what Royce deems to be more promising opportunities, and/or manage cash levels in the Fund’s portfolio.

Primary Risks for Fund Investors

As with any mutual fund that invests in common stocks, Royce Total Return Fund is subject to market risk—the possibility that common stock prices will decline over short or extended periods of time due to overall market, financial, and economic conditions and trends, governmental or central bank actions or interventions, changes in investor sentiment, and other factors, such as the recent COVID-19 pandemic, that may not be directly related to the issuer of a security held by the Fund. This pandemic could adversely affect global economies and markets and individual companies in ways that cannot necessarily be foreseen. As a result, the value of your investment in the Fund will fluctuate, sometimes sharply and unpredictably, and you could lose money over short or long periods of time.

The prices of small-cap securities are generally more volatile than those of larger-cap securities. In addition, because small-cap securities tend to have significantly lower trading volumes than larger-cap securities, the Fund may have difficulty selling holdings or may only be able to sell holdings at prices substantially lower than what Royce believes they are worth. Therefore, the Fund may involve considerably more risk of loss and its returns may differ significantly from funds investing in larger-cap companies or other asset classes. There is no assurance that there will be

net investment income to distribute and/or that the Fund will achieve its investment goals.

To the extent the Fund overweights a single market sector or industry relative to its benchmark index, its performance may be tied more directly to the success or failure of a relatively smaller or less well-diversified group of portfolio holdings. In particular, if the Fund overweights its investments in the finance sector or its related industries, the Fund will be more vulnerable to adverse developments affecting finance-related companies, including, among other things, changes in government regulations, interest rate levels, and general economic conditions.

Investment in foreign securities involves risks that may not be encountered in U.S. investments, including adverse political, social, economic, or other developments that are unique to a particular region or country. Prices of foreign securities in particular countries or regions may, at times, move in a different direction and/or be more volatile than those of U.S. securities. Because the Fund does not intend to hedge its foreign currency exposure, the U.S. dollar value of the Fund’s investments may be harmed by declines in the value of foreign currencies in relation to the U.S. dollar.

Royce’s estimate of a company’s current worth may prove to be inaccurate, or this estimate may not be recognized by other investors, which could lead to portfolio losses. Securities in the Fund’s portfolio may not increase as much as the market as a whole and some securities may continue to be undervalued for long periods of time or may never reach what Royce believes are their full market values.

Investments in the Fund are not bank deposits and are not insured or guaranteed by the Federal Deposit Insurance Corporation or any other government agency. This Prospectus is not a contract.

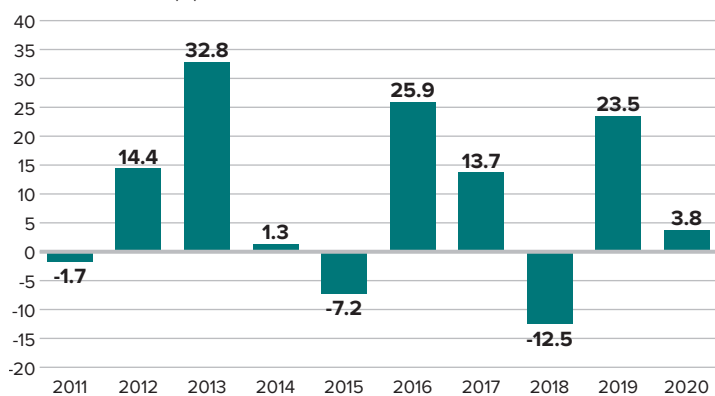
Performance

The following performance information provides an indication of the risks of investing in the Fund. Past performance does not indicate how the Fund will perform in the future. The Calendar Year Total Returns chart shows performance year by year over the last ten years (Investment Class used for illustrative purposes—returns differ by Class). The Annualized Total Returns table shows how the Fund’s average annual total returns for various periods compare with those of the Russell 2000 Value Index, the Fund’s benchmark index, and the Russell 2000 Index. The Classes have substantially similar returns because they invest in the same portfolio of securities, differing only to the extent that the Classes have different expenses. The Service Class has higher expenses than the Investment Class. If Service Class’s expenses had been reflected, returns for that Class would have been lower.

Royce Total Return Fund (concluded)

Calendar Year Total Returns

Investment Class (%)



During the period shown in the bar chart, the highest return for a calendar quarter was 25.25% (quarter ended 12/31/20) and the lowest return for a calendar quarter was -30.27% (quarter ended 3/31/20).

The table also presents the impact of taxes on the Fund's returns (Investment Class again used for illustrative purposes; after-tax returns differ by Class and would have been lower for the Service Class). In calculating these figures, we assumed that the shareholder was in the highest federal income tax bracket in effect at the time of each distribution of income or capital gains. We did not consider the impact of state or local income taxes. Your after-tax returns depend on your tax situation, so they may differ from the returns shown. This information does not apply if your investment is in an individual retirement account (IRA), a 401(k) plan, or is otherwise tax deferred because such accounts are subject to income taxes only upon distribution. Current month-end performance information may be obtained at www.royceinvest.com or by calling Investor Services at (800) 221-4268.

Annualized Total Returns

As of 12/31/20 (%)

	1 YEAR	5 YEAR	10 YEAR
Investment Class			
Return Before Taxes	3.82	9.92	8.47
Return After Taxes on Distributions	-0.58	6.43	5.72
Return After Taxes on Distributions and Sale of Fund Shares	5.25	7.55	6.48
Service Class			
Return Before Taxes	3.51	9.60	8.15
Institutional Class			
Return Before Taxes	3.87	10.05	8.59
Russell 2000 Value Index			
(Reflects no deductions for fees, expenses, or taxes)	4.63	9.65	8.66
Russell 2000 Index			
(Reflects no deductions for fees, expenses, or taxes)	19.96	13.26	11.20

Investment Adviser and Portfolio Management

Royce & Associates, LP is the Fund's investment adviser and a limited partnership organized under the laws of Delaware. Royce & Associates primarily conducts its business under the name Royce Investment Partners. Miles Lewis is the Fund's lead portfolio manager. Portfolio Manager Charles M. Royce manages the Fund with him. They are assisted by Portfolio Manager George Necakov. Mr. Lewis became lead portfolio manager on May 1, 2021 and previously was portfolio manager (May 2020-May 2021). Mr. Royce has been portfolio manager since the Fund's inception. Mr. Necakov became assistant portfolio manager in 2005.

How to Purchase and Sell Fund Shares

Minimum initial investments for shares of the Fund's Investment and Service Classes purchased directly from The Royce Fund:

ACCOUNT TYPE	MINIMUM
Regular Account	\$2,000
IRA	\$1,000
Automatic Investment or Direct Deposit Plan Accounts	\$1,000
401(k) Accounts	None

The minimum for subsequent investments is \$50, regardless of account type.

The minimum initial investment for Institutional Class shares is \$1,000,000.

You may sell shares in your account at any time and make requests online, by telephone, and by mail. You may also purchase or sell Fund shares through a third party, such as a discount or full-service broker-dealer, bank, or other financial intermediary.

Tax Information

The Fund intends to make distributions that are expected to be taxable to you as ordinary income or capital gains unless you are tax exempt or your investment is in an individual retirement account (IRA), a 401(k) plan, or is otherwise tax deferred.

Financial Intermediary Compensation

If you purchase the Fund through a broker-dealer or other financial intermediary (such as a bank), the Fund and its related companies may pay the intermediary for the sale of Fund shares and related services. These payments may create a conflict of interest by influencing the broker-dealer or other intermediary and your salesperson to recommend the Fund over another investment. Ask your salesperson or visit your financial intermediary's website for more information.

Financial Highlights

This table is intended to help you understand each Fund Class's financial performance for the past five years (or since inception if a Fund Class has less than five years of history). The table reflects financial results for a single share. The total returns in the table represent the rate that an investor would have earned (or lost) on an investment in the Fund (assuming reinvestment of all distributions). This information has been audited by PricewaterhouseCoopers LLP, whose report, along with the Fund's financial statements, is included in each Fund's 2020 Annual Report to Shareholders, which is available at www.royceinvest.com or upon request.

Net Asset Value, Beginning of Period	Net Investment Income (Loss)	Net Realized and Unrealized Gain (Loss) on Investments and Foreign Currency	Total from Investment Operations	Distributions from Net Investment Income	Distributions from Net Realized Gain on Investments and Foreign Currency	Total Distributions	Net Asset Value, End of Period	Total Return	Net Assets, End of Period (in thousands)	Prior to Fee			Ratio of Net Investment Income (Loss) to Average Net Assets	Portfolio Turnover Rate
										Waivers, Expense Reimbursements and Balance Credits	Waivers and Expense Reimbursements	Net of Fee Waivers and Expense Reimbursements		
Royce Dividend Value Fund—Investment Class														
2020 \$	6.21	\$ 0.07	\$ 0.20	\$ 0.27	\$ (0.11)	\$ (0.26)	\$ 6.11	4.57%	\$ 53,421	1.26%	1.26%	1.09%	1.27%	4%
2019	5.56	0.09	1.58	1.67	(0.10)	(0.92)	6.21	30.34	76,273	1.21	1.20	1.09	1.37	8
2018	7.56	0.10	(1.27)	(1.17)	(0.10)	(0.73)	5.56	(16.06)	88,036	1.13	1.13	1.04	1.29	13
2017	7.18	0.10	1.43	1.53	(0.13)	(1.02)	7.56	21.91	121,209	1.13	1.13	1.06	1.24	16
2016	6.84	0.12	1.02	1.14	(0.11)	(0.69)	7.18	16.75	99,462	1.16	1.16	1.11	1.64	21
Royce Dividend Value Fund—Service Class														
2020 \$	6.42	\$ 0.06	\$ 0.21	\$ 0.27	\$ (0.08)	\$ (0.27)	\$ 6.34	4.47%	\$ 19,687	1.60%	1.60%	1.34%	1.02%	4%
2019	5.73	0.08	1.61	1.69	(0.06)	(0.94)	6.42	29.78	25,256	1.53	1.52	1.34	1.14	8
2018	7.76	0.07	(1.29)	(1.22)	(0.06)	(0.75)	5.73	(16.24)	28,120	1.43	1.43	1.34	1.01	13
2017	7.33	0.08	1.46	1.54	(0.07)	(1.04)	7.76	21.66	59,641	1.40	1.39	1.31	1.04	16
2016	6.96	0.10	1.04	1.14	(0.08)	(0.69)	7.33	16.36	115,547	1.43	1.43	1.37	1.39	21
Royce Dividend Value Fund—Institutional Class														
2020 \$	6.10	\$ 0.07	\$ 0.21	\$ 0.28	\$ (0.11)	\$ (0.25)	\$ 6.02	4.82%	\$ 776	3.75%	3.75%	1.09%	1.27%	4%
2019	5.48	0.15	1.48	1.63	(0.11)	(0.90)	6.10	30.08	883	1.98	1.98	0.97	1.62	8
2018	7.46	0.09	(1.23)	(1.14)	(0.12)	(0.72)	5.48	(15.94)	3,016	1.89	1.89	0.89	1.28	13
2017	7.09	0.11	1.42	1.53	(0.15)	(1.01)	7.46	22.21	1,112	2.79	2.79	0.89	1.43	16
2016	6.78	0.13	1.00	1.13	(0.13)	(0.69)	7.09	16.70	823	3.30	3.30	0.93	1.81	21
Royce Global Financial Services Fund—Service Class														
2020 \$	9.91	\$ 0.07	\$ 1.42	\$ 1.49	\$ (0.04)	\$ (0.70)	\$ 10.66	15.25%	\$ 25,919	1.88%	1.88%	1.49%	0.80%	4%
2019	8.18	0.10	1.87	1.97	(0.15)	(0.09)	9.91	24.17	30,202	1.82	1.81	1.49	0.86	5
2018	10.57	0.07	(1.45)	(1.38)	(0.09)	(0.92)	8.18	(13.41)	32,113	1.68	1.68	1.49	0.61	8
2017	8.95	0.10	1.90	2.00	(0.23)	(0.15)	10.57	22.46	47,197	1.68	1.68	1.49	0.83	19
2016	7.99	0.11	0.92	1.03	(0.05)	(0.02)	8.95	12.93	43,629	1.67	1.67	1.49	1.25	37
Royce Global Financial Services Fund—Institutional Class ^a														
2020 \$	12.83	\$ 0.10	\$ 1.82	\$ 1.92	\$ (0.04)	\$ (0.90)	\$ 13.81	15.18%	\$ 7,746	1.67%	1.67%	1.49%	0.81%	4%
2019	10.55	0.14	2.42	2.56	(0.16)	(0.12)	12.83	24.35	6,738	1.60	1.60	1.33	1.04	5
2018	13.58	0.15	(1.85)	(1.70)	(0.14)	(1.19)	10.55	(12.87)	6,951	1.43	1.43	1.04	1.06	8
2017	11.43	0.15	2.47	2.62	(0.27)	(0.20)	13.58	23.01	8,608	1.44	1.44	1.04	1.29	19
2016	10.00	0.18	1.36	1.54	(0.09)	(0.02)	11.43	15.41 ¹	6,474	1.85 ²	1.85 ²	1.04 ²	1.82 ²	37
Royce International Premier Fund—Investment Class														
2020 \$	15.25	\$ 0.04	\$ 2.40	\$ 2.44	\$ (0.05)	\$ –	\$ 17.64	15.99%	\$ 486,378	1.26%	1.26%	1.19%	0.30%	21%
2019	11.39	0.11	3.82	3.93	(0.07)	–	15.25	34.49	360,623	1.26	1.26	1.18	0.74	40
2018	13.07	0.09	(1.72)	(1.63)	(0.05)	–	11.39	(12.45)	285,065	1.27	1.26	1.16	1.00	65
2017	9.44	(0.10)	3.88	3.78	(0.15)	–	13.07	40.08	103,032	1.37	1.37	1.19	0.32	41
2016	9.82	0.10	(0.19)	(0.09)	(0.28)	(0.01)	9.44	(0.79)	19,556	1.59	1.59	1.19	0.96	67

Financial Highlights

This table is intended to help you understand each Fund Class's financial performance for the past five years (or since inception if a Fund Class has less than five years of history). The table reflects financial results for a single share. The total returns in the table represent the rate that an investor would have earned (or lost) on an investment in the Fund (assuming reinvestment of all distributions). This information has been audited by PricewaterhouseCoopers LLP, whose report, along with the Fund's financial statements, is included in each Fund's 2020 Annual Report to Shareholders, which is available at www.royceinvest.com or upon request.

	Net Asset Value, Beginning of Period	Net Investment Income (Loss)	Net Realized and Unrealized Gain (Loss) on Investments and Foreign Currency	Total from Investment Operations	Distributions from Net Investment Income	Distributions from Net Realized Gain on Investments and Foreign Currency	Total Distributions	Net Asset Value, End of Period	Total Return	Net Assets, End of Period (in thousands)	Ratio of Expenses to Average Net Assets				Ratio of Net Investment Income (Loss) to Average Net Assets	Portfolio Turnover Rate
											Prior to Fee Waivers, Expense Reimbursements Credits	Prior to Fee Waivers and Expense Reimbursements	Net of Fee Waivers and Expense Reimbursements			
Royce International Premier Fund—Service Class																
2020	\$ 18.24	\$ 0.01	\$ 2.85	\$ 2.86	\$ —	\$ —	\$ —	\$ 21.10	15.68%	\$ 69,153	1.57%	1.57%	1.44%	0.04%	21%	
2019	13.61	0.10	4.57	4.67	(0.04)	—	(0.04)	18.24	34.29	71,350	1.58	1.58	1.41	0.63	40	
2018	15.60	0.11	(2.10)	(1.99)	—	—	—	13.61	(12.76)	36,303	1.59	1.59	1.44	0.71	65	
2017	11.24	0.05	4.42	4.47	(0.11)	—	(0.11)	15.60	39.81	48,642	1.65	1.65	1.44	0.28	41	
2016	11.64	0.06	(0.19)	(0.13)	(0.26)	(0.01)	(0.27)	11.24	(1.06)	38,884	1.84	1.84	1.44	0.66	67	
Royce International Premier Fund—Institutional Class ^b																
2020	\$ 15.25	\$ 0.06	\$ 2.39	\$ 2.45	\$ (0.06)	\$ —	\$ (0.06)	\$ 17.64	16.12%	\$ 567,878	1.20%	1.20%	1.04%	0.44%	21%	
2019	11.39	(0.03)	3.98	3.95	(0.09)	—	(0.09)	15.25	34.68	366,870	1.19	1.19	1.04	0.57	40	
2018	12.98	(0.00)	(1.53)	(1.53)	(0.06)	—	(0.06)	11.39	(11.78) ¹	32,340	1.34 ²	1.34 ²	1.04 ²	0.84 ²	65	
Royce Micro-Cap Fund—Investment Class																
2020	\$ 11.02	\$ (0.05)	\$ 2.71	\$ 2.66	\$ —	\$ (0.94)	\$ (0.94)	\$ 12.74	24.50%	\$ 174,339	1.29%	1.29%	1.24%	(0.46)%	25%	
2019	9.35	(0.05)	2.02	1.97	—	(0.30)	(0.30)	11.02	21.16	158,112	1.51	1.50	1.36	(0.46)	21	
2018	11.64	(0.05)	(0.94)	(0.99)	—	(1.30)	(1.30)	9.35	(8.94)	117,040	1.50	1.50	1.49	(0.43)	24	
2017	11.92	(0.03)	0.66	0.63	(0.01)	(0.90)	(0.91)	11.64	5.43	166,935	1.51	1.51	1.49	(0.28)	26	
2016	11.09	0.01	2.18	2.19	(0.06)	(1.30)	(1.36)	11.92	19.74	192,731	1.48	1.48	1.48	0.03	38	
Royce Micro-Cap Fund—Service Class																
2020	\$ 10.79	\$ (0.07)	\$ 2.65	\$ 2.58	\$ —	\$ (0.92)	\$ (0.92)	\$ 12.45	24.26%	\$ 168,285	1.60%	1.60%	1.49%	(0.71)%	25%	
2019	9.15	(0.01)	1.94	1.93	—	(0.29)	(0.29)	10.79	21.22	164,956	1.51	1.51	1.50	(0.09)	21	
2018	11.41	(0.07)	(0.91)	(0.98)	—	(1.28)	(1.28)	9.15	(9.09)	8,053	1.90	1.89	1.61	(0.56)	24	
2017	11.69	(0.05)	0.65	0.60	—	(0.88)	(0.88)	11.41	5.32	13,880	1.86	1.86	1.61	(0.40)	26	
2016	10.90	(0.01)	2.15	2.14	(0.05)	(1.30)	(1.35)	11.69	19.59	17,343	1.83	1.83	1.61	(0.11)	38	
Royce Opportunity Fund—Investment Class																
2020	\$ 12.52	\$ (0.03)	\$ 3.35	\$ 3.32	\$ —	\$ —	\$ —	\$ 15.84	26.52%	\$ 786,849	1.24%	1.23%	1.23%	(0.28)%	53%	
2019	9.92	(0.06)	2.86	2.80	—	(0.20)	(0.20)	12.52	28.21	609,316	1.23	1.22	1.22	(0.50)	47	
2018	13.58	(0.04)	(2.61)	(2.65)	—	(1.01)	(1.01)	9.92	(19.97)	557,003	1.20	1.20	1.20	(0.30)	47	
2017	12.85	(0.04)	2.79	2.75	—	(2.02)	(2.02)	13.58	21.88	805,660	1.18	1.18	1.18	(0.28)	43	
2016	10.57	(0.02)	3.19	3.17	—	(0.89)	(0.89)	12.85	29.86	751,184	1.19	1.19	1.19	(0.18)	26	
Royce Opportunity Fund—Service Class																
2020	\$ 11.61	\$ (0.06)	\$ 3.11	\$ 3.05	\$ —	\$ —	\$ —	\$ 14.66	26.27%	\$ 131,725	1.54%	1.54%	1.49%	(0.54)%	53%	
2019	9.23	(0.09)	2.65	2.56	—	(0.18)	(0.18)	11.61	27.79	46,032	1.55	1.55	1.49	(0.77)	47	
2018	12.66	(0.07)	(2.42)	(2.49)	—	(0.94)	(0.94)	9.23	(20.14)	48,797	1.52	1.52	1.49	(0.59)	47	
2017	12.02	(0.08)	2.61	2.53	—	(1.89)	(1.89)	12.66	21.46	96,663	1.53	1.53	1.49	(0.61)	43	
2016	9.95	(0.05)	3.01	2.96	—	(0.89)	(0.89)	12.02	29.61	73,517	1.53	1.53	1.49	(0.48)	26	

Financial Highlights

This table is intended to help you understand each Fund Class's financial performance for the past five years (or since inception if a Fund Class has less than five years of history). The table reflects financial results for a single share. The total returns in the table represent the rate that an investor would have earned (or lost) on an investment in the Fund (assuming reinvestment of all distributions). This information has been audited by PricewaterhouseCoopers LLP, whose report, along with the Fund's financial statements, is included in each Fund's 2020 Annual Report to Shareholders, which is available at www.royceinvest.com or upon request.

	Net Asset Value, Beginning of Period	Net Investment Income (Loss)	Net Realized and Unrealized Gain (Loss) on Investments and Foreign Currency	Total from Investment Operations	Distributions from Net Investment Income	Distributions from Net Realized Gain on Investments and Foreign Currency	Ratio of Expenses to Average Net Assets									
							Total Distributions	Net Asset Value, End of Period	Total Return	Net Assets, End of Period (in thousands)	Expense Reimbursements and Balance Credits	Prior to Fee Waivers and Expense Reimbursements	Net of Fee Waivers and Expense Reimbursements	Ratio of Net Investment Income (Loss) to Average Net Assets	Portfolio Turnover Rate	
Royce Opportunity Fund—Institutional Class																
2020 \$	12.80	\$ (0.02)	\$ 3.44	\$ 3.42	\$ —	\$ —	\$ 16.22	26.72%	\$ 340,877	1.12%	1.12%	1.12%	(0.17)%	53%		
2019	10.13	(0.05)	2.92	2.87	—	(0.20)	12.80	28.36	230,439	1.12	1.12	1.12	(0.39)	47		
2018	13.84	(0.02)	(2.66)	(2.68)	—	(1.03)	10.13	(19.83)	227,261	1.08	1.08	1.08	(0.17)	47		
2017	13.08	(0.02)	2.84	2.82	—	(2.06)	13.84	22.02	639,057	1.07	1.07	1.07	(0.17)	43		
2016	10.74	(0.01)	3.24	3.23	—	(0.89)	13.08	29.94	583,975	1.07	1.07	1.07	(0.06)	26		
Royce Pennsylvania Mutual Fund—Investment Class																
2020 \$	9.44	\$ 0.03	\$ 1.29	\$ 1.32	\$ (0.06)	\$ (0.46)	\$ 10.24	14.08%	\$ 1,426,472	0.95%	0.95%	0.95%	0.37%	32%		
2019	7.75	0.04	2.01	2.05	(0.02)	(0.34)	9.44	26.56	1,429,042	0.95	0.94	0.94	0.39	30		
2018	10.52	0.04	(0.97)	(0.93)	(0.02)	(1.82)	7.75	(9.66)	1,203,967	0.92	0.92	0.92	0.33	35		
2017	11.02	0.06	1.68	1.74	(0.06)	(2.18)	10.52	16.24	1,622,523	0.92	0.92	0.92	0.47	27		
2016	9.33	0.07	2.41	2.48	(0.04)	(0.75)	11.02	26.47	1,671,848	0.92	0.92	0.92	0.60	18		
Royce Pennsylvania Mutual Fund—Service Class																
2020 \$	9.42	\$ 0.02	\$ 1.28	\$ 1.30	\$ (0.03)	\$ (0.46)	\$ 10.23	13.88%	\$ 78,789	1.25%	1.24%	1.13%	0.23%	32%		
2019	7.77	(0.00)	2.00	2.00	(0.01)	(0.34)	9.42	25.75	142,864	1.31	1.30	1.30	(0.01)	30		
2018	10.56	(0.01)	(0.96)	(0.97)	—	(1.82)	7.77	(9.96)	32,191	1.30	1.30	1.30	(0.07)	35		
2017	11.03	0.01	1.69	1.70	—	(2.17)	10.56	15.88	54,938	1.27	1.27	1.27	0.07	27		
2016	9.35	0.03	2.41	2.44	(0.01)	(0.75)	11.03	25.99	100,598	1.26	1.26	1.26	0.27	18		
Royce Pennsylvania Mutual Fund—Institutional Class																
2020 \$	9.47	\$ 0.04	\$ 1.28	\$ 1.32	\$ (0.06)	\$ (0.46)	\$ 10.27	14.10%	\$ 163,944	0.89%	0.89%	0.89%	0.42%	32%		
2019	7.78	0.04	2.02	2.06	(0.03)	(0.34)	9.47	26.53	106,564	0.89	0.89	0.89	0.45	30		
2018	10.55	0.04	(0.97)	(0.93)	(0.02)	(1.82)	7.78	(9.56)	83,908	0.88	0.88	0.88	0.40	35		
2017	11.04	0.09	1.67	1.76	(0.07)	(2.18)	10.55	16.44	53,367	0.83	0.83	0.83	0.42	27		
2016	9.34	0.09	2.41	2.50	(0.05)	(0.75)	11.04	26.65	245,009	0.83	0.83	0.83	0.63	18		
Royce Premier Fund—Investment Class																
2020 \$	12.88	\$ 0.05	\$ 1.41	\$ 1.46	\$ (0.12)	\$ (0.63)	\$ 13.59	11.50%	\$ 1,414,718	1.21%	1.21%	1.21%	0.41%	23%		
2019	11.62	0.05	3.87	3.92	(0.05)	(2.61)	12.88	34.13	1,505,821	1.20	1.19	1.19	0.32	19		
2018	16.60	0.02	(1.60)	(1.58)	(0.01)	(3.39)	11.62	(10.40)	1,398,965	1.17	1.17	1.17	0.11	23		
2017	15.51	0.00	3.63	3.63	(0.02)	(2.52)	16.60	23.77	1,978,847	1.16	1.16	1.16	0.00	8		
2016	14.28	0.06	3.25	3.31	(0.04)	(2.04)	15.51	23.00	1,768,580	1.16	1.16	1.16	0.35	15		
Royce Premier Fund—Service Class																
2020 \$	12.54	\$ 0.01	\$ 1.37	\$ 1.38	\$ (0.09)	\$ (0.61)	\$ 13.22	11.16%	\$ 29,588	1.57%	1.57%	1.49%	0.12%	23%		
2019	11.31	(0.01)	3.78	3.77	—	(2.54)	12.54	33.65	29,696	1.57	1.57	1.46	(0.06)	19		
2018	16.15	(0.03)	(1.55)	(1.58)	—	(3.26)	11.31	(10.66)	41,738	1.52	1.52	1.48	(0.19)	23		
2017	15.13	(0.06)	3.53	3.47	—	(2.45)	16.15	23.32	54,557	1.53	1.53	1.49	(0.34)	8		
2016	13.98	0.00	3.19	3.19	—	(2.04)	15.13	22.63	46,550	1.50	1.50	1.49	0.02	15		

Financial Highlights

This table is intended to help you understand each Fund Class's financial performance for the past five years (or since inception if a Fund Class has less than five years of history). The table reflects financial results for a single share. The total returns in the table represent the rate that an investor would have earned (or lost) on an investment in the Fund (assuming reinvestment of all distributions). This information has been audited by PricewaterhouseCoopers LLP, whose report, along with the Fund's financial statements, is included in each Fund's 2020 Annual Report to Shareholders, which is available at www.royceinvest.com or upon request.

Net Asset Value, Beginning of Period	Net Investment Income (Loss)	Net Realized and Unrealized Gain (Loss) on Investments and Foreign Currency	Total from Investment Operations	Distributions from Net Investment Income	Distributions from Net Realized Gain on Investments and Foreign Currency	Total Distributions	Net Asset Value, End of Period	Total Return	Net Assets, End of Period (in thousands)	Ratio of Expenses to Average Net Assets					Portfolio Turnover Rate
										Prior to Fee			Ratio of Net Investment Income (Loss) to Average Net Assets		
										Waivers, Expense Reimbursements and Balance Credits	Prior to Fee Waivers and Expense Reimbursements	Net of Fee Waivers and Expense Reimbursements	Assets		
Royce Premier Fund—Institutional Class															
2020 \$	13.08	\$ 0.05	\$ 1.44	\$ 1.49	\$ (0.13)	\$ (0.64)	\$ 13.80	11.53%	\$ 266,587	1.15%	1.15%	1.15%	1.15%	0.44%	23%
2019	11.79	0.05	3.94	3.99	(0.05)	(2.65)	13.08	34.23	244,343	1.15	1.15	1.15	1.15	0.33	19
2018	16.82	0.03	(1.63)	(1.60)	(0.02)	(3.41)	11.79	(10.41)	197,697	1.12	1.12	1.12	1.12	0.16	23
2017	15.72	0.01	3.68	3.69	(0.03)	(2.56)	16.82	23.85	250,119	1.09	1.09	1.09	1.09	0.07	8
2016	14.44	0.08	3.30	3.38	(0.06)	(2.04)	15.72	23.20	250,826	1.07	1.07	1.07	1.07	0.44	15
Royce Small-Cap Value Fund—Investment Class															
2020 \$	9.57	\$ 0.06	\$ (0.66)	\$ (0.60)	\$ (0.17)	\$ (0.19)	\$ 8.61	(6.25)%	\$ 34,523	1.39%	1.39%	1.39%	1.24%	0.76%	61%
2019	8.35	0.09	1.46	1.55	(0.08)	(0.25)	9.57	18.60	53,234	1.30	1.30	1.30	1.24	0.84	64
2018	10.16	0.05	(0.73)	(0.68)	(0.04)	(1.09)	8.35	(7.05)	56,433	1.26	1.26	1.24	1.24	0.45	64
2017	10.03	0.04	0.50	0.54	(0.06)	(0.35)	10.16	5.49	66,094	1.26	1.25	1.24	1.24	0.44	61
2016	8.74	0.08	1.79	1.87	(0.08)	(0.50)	10.03	21.37	72,863	1.24	1.24	1.24	1.24	0.72	56
Royce Small-Cap Value Fund—Service Class															
2020 \$	9.54	\$ 0.04	\$ (0.66)	\$ (0.62)	\$ (0.15)	\$ (0.19)	\$ 8.58	(6.47)%	\$ 75,502	1.62%	1.62%	1.62%	1.49%	0.50%	61%
2019	8.33	0.07	1.44	1.51	(0.05)	(0.25)	9.54	18.21	102,465	1.56	1.55	1.49	1.49	0.65	64
2018	10.12	0.02	(0.72)	(0.70)	(0.01)	(1.08)	8.33	(7.17)	111,855	1.53	1.53	1.49	1.49	0.19	64
2017	9.98	0.02	0.50	0.52	(0.03)	(0.35)	10.12	5.27	152,232	1.51	1.51	1.49	1.49	0.17	61
2016	8.70	0.05	1.79	1.84	(0.06)	(0.50)	9.98	21.06	213,067	1.49	1.49	1.48	1.48	0.48	56
Royce Smaller-Companies Growth Fund—Investment Class															
2020 \$	8.21	\$ (0.07)	\$ 4.06	\$ 3.99	\$ —	\$ (1.14)	\$ 11.06	49.61%	\$ 112,668	1.25%	1.25%	1.24%	1.24%	(0.86)%	61%
2019	6.86	(0.05)	1.68	1.63	—	(0.28)	8.21	23.92	91,670	1.25	1.24	1.24	1.24	(0.69)	53
2018	10.93	(0.07)	(0.86)	(0.93)	—	(3.14)	6.86	(9.94)	87,213	1.21	1.21	1.21	1.21	(0.62)	61
2017	11.22	(0.09)	2.08	1.99	—	(2.28)	10.93	18.20	119,745	1.19	1.19	1.19	1.19	(0.67)	64
2016	11.36	(0.05)	1.17	1.12	—	(1.26)	11.22	9.67	98,962	1.15	1.15	1.15	1.15	(0.41)	59
Royce Smaller-Companies Growth Fund—Service Class															
2020 \$	7.99	\$ (0.09)	\$ 3.95	\$ 3.86	\$ —	\$ (1.11)	\$ 10.74	49.26%	\$ 181,591	1.54%	1.54%	1.49%	1.49%	(1.11)%	61%
2019	6.69	(0.07)	1.65	1.58	—	(0.28)	7.99	23.67	154,236	1.55	1.54	1.49	1.49	(0.93)	53
2018	10.69	(0.10)	(0.85)	(0.95)	—	(3.05)	6.69	(10.22)	156,057	1.52	1.52	1.49	1.49	(0.90)	61
2017	11.01	(0.12)	2.03	1.91	—	(2.23)	10.69	17.80	228,008	1.49	1.49	1.47	1.47	(0.96)	64
2016	11.20	(0.08)	1.15	1.07	—	(1.26)	11.01	9.37	284,640	1.51	1.51	1.49	1.49	(0.74)	59
Royce Smaller-Companies Growth Fund—Institutional Class															
2020 \$	8.33	\$ (0.07)	\$ 4.13	\$ 4.06	\$ —	\$ (1.16)	\$ 11.23	49.70%	\$ 5,646	1.44%	1.44%	1.44%	1.23%	(0.85)%	61%
2019	6.95	(0.05)	1.72	1.67	—	(0.29)	8.33	24.10	8,021	1.35	1.35	1.17	1.17	(0.62)	53
2018	11.06	(0.06)	(0.88)	(0.94)	—	(3.17)	6.95	(9.94)	7,165	1.28	1.28	1.08	1.08	(0.49)	61
2017	11.35	(0.09)	2.11	2.02	—	(2.31)	11.06	18.23	9,315	1.21	1.21	1.21	1.21	(0.70)	64
2016	11.48	(0.05)	1.18	1.13	—	(1.26)	11.35	9.66	20,523	1.15	1.15	1.15	1.15	(0.41)	59

Financial Highlights

This table is intended to help you understand each Fund Class's financial performance for the past five years (or since inception if a Fund Class has less than five years of history). The table reflects financial results for a single share. The total returns in the table represent the rate that an investor would have earned (or lost) on an investment in the Fund (assuming reinvestment of all distributions). This information has been audited by PricewaterhouseCoopers LLP, whose report, along with the Fund's financial statements, is included in each Fund's 2020 Annual Report to Shareholders, which is available at www.royceinvest.com or upon request.


	Net Asset Value, Beginning of Period	Net Investment Income (Loss)	Net Realized and Unrealized Gain (Loss)		Total from Investment Operations	Distributions from Net Investment Income	Distributions from Net Realized Gain on Investments and Foreign Currency	Total Distributions	Net Asset Value, End of Period	Total Return	Net Assets, End of Period (in thousands)	Ratio of Expenses to Average Net Assets			Ratio of Net Investment Income (Loss) to Average Net Assets	Portfolio Turnover Rate
			Foreign Currency									Prior to Fee Waivers, Expense Reimbursements and Balance Credits	Prior to Fee Waivers and Expense Reimbursements	Net of Fee Waivers and Expense Reimbursements		
Royce Special Equity Fund—Investment Class																
2020	\$ 17.59	\$ 0.27	\$ 1.03	\$ 1.30	\$ (0.26)	\$ (0.41)	\$ (0.67)	\$ 18.22	7.43%	\$ 702,556	1.23%	1.23%	1.23%	1.68%	39%	
2019	17.43	0.21	1.98	2.19	(0.21)	(1.82)	(2.03)	17.59	12.63	819,015	1.21	1.21	1.21	0.99	20	
2018	21.79	0.23	(2.31)	(2.08)	(0.22)	(2.06)	(2.28)	17.43	(9.86)	909,113	1.18	1.18	1.18	1.04	21	
2017	22.02	0.13	1.56	1.69	(0.12)	(1.80)	(1.92)	21.79	7.87	1,142,224	1.17	1.17	1.17	0.54	15	
2016	17.94	0.21	5.57	5.78	(0.21)	(1.49)	(1.70)	22.02	32.21	1,225,095	1.17	1.17	1.17	0.99	29	
Royce Special Equity Fund—Service Class																
2020	\$ 17.56	\$ 0.24	\$ 1.04	\$ 1.28	\$ (0.24)	\$ (0.41)	\$ (0.65)	\$ 18.19	7.29%	\$ 46,671	1.60%	1.60%	1.39%	1.49%	39%	
2019	17.41	0.16	1.99	2.15	(0.17)	(1.83)	(2.00)	17.56	12.40	60,070	1.58	1.58	1.39	0.80	20	
2018	21.76	0.20	(2.33)	(2.13)	(0.18)	(2.04)	(2.22)	17.41	(10.13)	62,706	1.51	1.50	1.39	0.88	21	
2017	21.98	0.08	1.56	1.64	(0.07)	(1.79)	(1.86)	21.76	7.66	108,001	1.50	1.50	1.39	0.32	15	
2016	17.92	0.16	5.56	5.72	(0.17)	(1.49)	(1.66)	21.98	31.92	128,102	1.50	1.50	1.39	0.77	29	
Royce Special Equity Fund—Institutional Class																
2020	\$ 17.43	\$ 0.30	\$ 1.01	\$ 1.31	\$ (0.28)	\$ (0.40)	\$ (0.68)	\$ 18.06	7.52%	\$ 194,911	1.15%	1.15%	1.15%	1.84%	39%	
2019	17.28	0.22	1.96	2.18	(0.22)	(1.81)	(2.03)	17.43	12.65	187,785	1.14	1.14	1.14	1.04	20	
2018	21.61	0.25	(2.30)	(2.05)	(0.24)	(2.04)	(2.28)	17.28	(9.81)	202,317	1.11	1.11	1.11	1.14	21	
2017	21.84	0.14	1.55	1.69	(0.14)	(1.78)	(1.92)	21.61	7.96	247,004	1.09	1.09	1.09	0.60	15	
2016	17.80	0.23	5.53	5.76	(0.23)	(1.49)	(1.72)	21.84	32.35	206,270	1.07	1.07	1.07	1.10	29	
Royce Total Return Fund—Investment Class																
2020	\$ 10.93	\$ 0.17	\$ 0.19	\$ 0.36	\$ (0.21)	\$ (1.74)	\$ (1.95)	\$ 9.34	3.82%	\$ 893,868	1.24%	1.24%	1.24%	1.88%	61%	
2019	9.71	0.16	2.10	2.26	(0.15)	(0.89)	(1.04)	10.93	23.45	1,026,074	1.21	1.21	1.21	1.42	21	
2018	13.58	0.20	(1.78)	(1.58)	(0.19)	(2.10)	(2.29)	9.71	(12.46)	1,036,211	1.18	1.18	1.18	1.45	22	
2017	13.68	0.14	1.67	1.81	(0.12)	(1.79)	(1.91)	13.58	13.65	1,550,893	1.19	1.19	1.19	1.00	12	
2016	11.91	0.15	2.93	3.08	(0.22)	(1.09)	(1.31)	13.68	25.86	1,835,927	1.19	1.19	1.19	1.08	16	
Royce Total Return Fund—Service Class																
2020	\$ 11.27	\$ 0.16	\$ 0.18	\$ 0.34	\$ (0.19)	\$ (1.80)	\$ (1.99)	\$ 9.62	3.51%	\$ 69,634	1.55%	1.55%	1.49%	1.64%	61%	
2019	9.97	0.13	2.16	2.29	(0.08)	(0.91)	(0.99)	11.27	23.08	77,177	1.52	1.52	1.49	1.13	21	
2018	13.88	0.16	(1.82)	(1.66)	(0.11)	(2.14)	(2.25)	9.97	(12.71)	83,368	1.52	1.52	1.48	1.15	22	
2017	13.98	0.10	1.69	1.79	(0.07)	(1.82)	(1.89)	13.88	13.24	97,854	1.49	1.48	1.48	0.72	12	
2016	12.12	0.11	3.00	3.11	(0.16)	(1.09)	(1.25)	13.98	25.60	142,606	1.46	1.46	1.46	0.80	16	
Royce Total Return Fund—Institutional Class																
2020	\$ 10.77	\$ 0.18	\$ 0.18	\$ 0.36	\$ (0.24)	\$ (1.72)	\$ (1.96)	\$ 9.17	3.87%	\$ 208,605	1.13%	1.13%	1.13%	1.98%	61%	
2019	9.58	0.17	2.07	2.24	(0.18)	(0.87)	(1.05)	10.77	23.59	232,479	1.13	1.13	1.13	1.49	21	
2018	13.40	0.21	(1.76)	(1.55)	(0.21)	(2.06)	(2.27)	9.58	(12.39)	218,268	1.09	1.09	1.09	1.53	22	
2017	13.52	0.16	1.64	1.80	(0.15)	(1.77)	(1.92)	13.40	13.80	310,603	1.06	1.06	1.06	1.13	12	
2016	11.78	0.18	2.90	3.08	(0.25)	(1.09)	(1.34)	13.52	26.13	420,375	1.05	1.05	1.05	1.22	16	

¹ Not annualized

² Annualized

^a The Class commenced operations on January 5, 2016.

^b The Class commenced operations on May 2, 2018.



Royce's Investment Universe

Investing in Small-Cap Companies

The large and diverse universe of small-cap companies available for investment by the Funds consists primarily of those that have a market capitalization not greater than that of the largest company in the Russell 2000® Index at the time of its most recent reconstitution, which was \$4.4 billion in May 2020. For Royce International Premier Fund, the universe of small-cap companies available for investment consists primarily of those with market capitalizations up to \$5 billion issued by companies headquartered outside of the United States. Certain Funds in this Prospectus may also invest in mid-cap securities. Royce defines mid-cap as those that have a market capitalization not greater than that of the largest company in the Russell Midcap® Index at the time of its most recent reconstitution—\$31.7 billion in May 2020.

Small-cap companies offer investment opportunities and additional risks. They may not be well known to the investing public, may not be significantly owned by institutional investors, and may not have steady earnings growth. The securities of such companies may also be more volatile in price, have wider spreads between their bid and ask prices, and have significantly lower trading volumes than the securities of larger capitalization companies. As a result, the Funds may have difficulty selling holdings or may only be able to sell holdings at prices substantially lower than what Royce believes they are worth. In addition, the purchase or sale of more than a limited number of shares of the securities of a small-cap company may affect its market price. Royce may need a considerable amount of time to purchase or sell its positions in these securities, particularly when other Royce-managed accounts or other investors are also seeking to purchase or sell them.

Small-capitalization stocks are those that have a market capitalization not greater than that of the largest company in the Russell 2000® Index at the time of its most recent reconstitution.

Accordingly, Royce's investment focus on the securities of small-cap companies generally leads it to have a long-term investment outlook of at least two years for a portfolio security.

Within small-cap, Royce further defines companies as micro-cap that have a market capitalization not greater than that of the largest company in the Russell Microcap® Index at the time of its most recent

reconstitution, which was \$840 million in May 2020. This segment consisted of more than 1,300 U.S. companies at the time of the index's most recent reconstitution in May 2020. These companies are followed by few, if any, securities analysts, and there tends to be less publicly available information about them. Their securities generally have even more limited trading volumes and are subject to even more abrupt or erratic market price movements than larger small-cap securities and mid-cap securities, and Royce may be able to deal with only a few market-makers when purchasing and selling micro-cap securities. Such companies may also have limited markets, financial resources or product lines, may lack management depth, and may be more vulnerable to adverse business or market developments. These conditions, which create greater opportunities to find securities trading below Royce's estimate of the company's current worth, also involve increased risk.

In May 2020, at the time of the reconstitution of the Russell 2000 Index, there were approximately 700 additional small-cap companies with higher market caps than the largest company in the Russell Microcap Index. In this segment, there is a relatively higher level of institutional investor ownership and more research coverage by securities analysts than generally exists for micro-cap companies. This greater attention makes the market for such securities more efficient compared to micro-cap securities because they have somewhat greater trading volumes and narrower bid/ask prices. In general, mid-caps share many of the same characteristics as those larger small-cap companies. As a result, Royce may employ a more concentrated approach when investing in these companies, holding proportionately larger positions in a relatively limited number of securities.

The Funds may invest in other investment companies that invest in equity securities.

The Funds may also invest in foreign securities to varying degrees. For more information regarding investing in foreign securities, see page 42.

Investment Approaches

Royce's portfolio managers use various methods primarily rooted in the valuation of each stock and evaluation of each company in managing the Funds' assets. In selecting securities for the Funds, they evaluate the quality of a company's balance sheet and other measures of a company's financial condition and profitability, such as the history and/or potential for improvement in cash flow generation, internal rates of return, and sustainable earnings. The portfolio managers may also consider other factors, such as a company's unrecognized asset values, its future growth

prospects (especially in Royce Micro-Cap, Opportunity, and Smaller-Companies Growth Funds), or its turnaround potential following an earnings disappointment or other business difficulties. The portfolio managers then use these factors to assess the company's current worth, basing this assessment on either what they believe a knowledgeable buyer might pay to acquire the entire company or what they think the value of the company should be in the stock market.

Royce's portfolio managers generally invest in equity securities of companies that are trading below their estimate of the company's current worth in an attempt to reduce the risk of overpaying for such companies. For these purposes, the term "equity security" has the meaning set forth in the Securities Exchange Act of 1934, as amended, and includes (without limitation) common stocks, preferred stocks, convertible securities, warrants, and rights. In addition, seeking long-term growth of capital, Royce's portfolio managers generally consider the prospects for the market price of the company's securities to increase over a two- to five-year period toward this estimate.

Royce's valuation-based approaches to stock selection strive to reduce some of the other risks of investing in the securities of small-cap and/or mid-cap companies (for each Fund's portfolio taken as a whole) by evaluating other risk factors. For example, its portfolio managers generally attempt to lessen financial risk by buying companies with strong balance sheets. Royce Micro-Cap, Opportunity, and Smaller-Companies Growth Funds may place less emphasis on balance sheet quality if other factors warrant, such as a company's potential ability to generate free cash flow. Royce attempts to mitigate company-specific risk for Royce Micro-Cap, Opportunity, Pennsylvania Mutual, and Total Return Funds by investing in a relatively larger number of issuers. On the other hand, Royce International Premier and Premier Funds generally, and certain other Funds may, invest a substantial portion of their assets in a limited number of issuers. In addition to investing a substantial portion of its assets in a limited number of issuers, Royce Global Financial Services Fund also concentrates its investments in companies that are "principally" engaged in the financial services industry. This investment approach may involve considerably more risk to investors than a more broadly diversified portfolio of securities because it may be more susceptible to any single corporate, economic, regulatory, or market event.

While there can be no assurance that these risk-averse approaches will be successful, Royce believes that it can reduce some of the risks of investing in small-cap and mid-cap companies, whose businesses can be less diversified and whose securities exhibit substantially greater market price volatility than those of larger-cap companies. For more information regarding the specific approach used for each Fund's portfolio, see pages 2-34.

Although Royce's approaches to security selection seek to reduce downside risk to Fund portfolios, especially during periods of broad small-company stock market declines, they may also potentially have the effect of limiting gains in strong small-company up markets.

Certain risks are much broader than the company-specific risks described above. The market values of equity securities will fluctuate,

sometimes sharply and unpredictably, due to changes in general market conditions, overall economic trends or events, governmental or central bank actions or interventions, market disruptions caused by trade disputes or other factors, political developments, investor sentiment, the global and domestic effects of a pandemic, and other factors that may or may not be related to the issuer of a security. Economic, financial, or political events, trading and tariff arrangements, public health events, terrorism, natural disasters, and other circumstances in one country or region could have profound impacts on global economies or markets. In particular, the recent COVID-19 pandemic has resulted in travel restrictions, temporary business closings, strained healthcare systems, disruptions to supply chains, consumer demand and employee availability, and widespread uncertainty. The COVID-19 pandemic or any other widespread public health event may result in a sustained economic downturn or a global recession, domestic and foreign political and social instability, and increased volatility and/or decreased liquidity in the securities markets. As a result, whether or not a Fund invests in securities of issuers located in, or with significant exposure to, the countries directly affected by such an event, the value and liquidity of the Fund's investments may be adversely affected. In addition, any actions taken by governments and central banks to counter the negative effects of a widespread public health event may not work as intended and may, in fact, have unintended adverse consequences.

An investment in any of the Funds may not be appropriate for all investors. None of the Funds is intended to be a complete investment program or a short-term trading vehicle. The Funds are designed for long-term investors who can accept the risks associated with owning shares in an actively managed fund that invests: (i) in a limited number of holdings with market capitalizations up to \$15 billion (in the case of Royce Dividend Value Fund); (ii) in a limited number of global financial services companies with market capitalizations up to \$5 billion (in the case of Royce Global Financial Services Fund); (iii) in a limited number of international small-cap companies (in the case of Royce International Premier Fund); (iv) primarily in micro-cap companies (in the case of Royce Micro-Cap Fund); (v) primarily in small-cap companies (in the case of Royce Opportunity, Pennsylvania Mutual, and Total Return Funds); (vi) in a limited number of small-cap companies (in the case of Royce Premier, Small-Cap Value, and Special Equity Funds); and (vii) primarily in companies with market capitalizations up to \$7.5 billion (in the case of Royce Smaller-Companies Growth Fund).

Temporary Investments

Each of the Funds may invest without limit in short-term fixed income securities for temporary defensive purposes. If a Fund should implement a temporary investment policy, such policy would be inconsistent with its investment goal and the Fund may not achieve its investment goal while that policy is in effect. Each Fund also may invest in short-term fixed income securities in order to invest uncommitted cash balances or to maintain liquidity to meet shareholder redemptions.



Investing in Foreign Securities

Royce defines “foreign” as those securities of companies headquartered outside of the United States. Royce believes that investing in foreign securities offers both enhanced investment opportunities and additional risks beyond those present in U.S. securities. Investing in foreign securities may provide increased diversification by adding securities from various foreign countries (i) that offer different investment opportunities, (ii) that generally are affected by different economic trends, and (iii) whose stock markets may not be correlated with U.S. markets. At the same time, these opportunities and trends involve risks that may not be encountered in U.S. investments. Each Fund may invest in securities of companies whose economic fortunes are linked to non-U.S. countries but that do not meet the Fund’s definition of a foreign security. To the extent a Fund invests in this manner, the percentage of the Fund’s portfolio that is exposed to non-U.S. country risks may be greater than the percentage of the Fund’s assets that the Fund defines as representing foreign securities.

The following considerations comprise both risks and opportunities not typically associated with investing in U.S. securities: fluctuations in exchange rates of foreign currencies because the Funds do not intend to hedge their foreign currency exposure; possible imposition of exchange control regulations or currency restrictions that would prevent cash from being brought back to the United States; less public information with respect to issuers of securities; less government supervision of stock exchanges, securities brokers, and issuers of securities; lack of uniform accounting, auditing, and financial reporting standards; lack of uniform settlement periods and trading practices; less liquidity and frequently greater price volatility in foreign markets than in the United States; possible imposition of foreign taxes; the possibility of expropriation or confiscatory taxation, seizure, or nationalization of foreign bank deposits or other assets, the adoption of foreign government restrictions, and other adverse political, social, or diplomatic developments that could affect investment; possible difficulties in obtaining and/or enforcing legal judgments in foreign courts; restrictions or prohibitions on foreign investment, including prohibitions or restrictions on investments in specific industries or market sectors; limitations on the total amount or type of position in any single issue; possible imposition by foreign governments of prohibitions or substantial restrictions on foreign investments in their capital markets or in certain industries; sometimes less advantageous legal, operational, and financial protections applicable to foreign sub-custodial arrangements; and the historically lower level of responsiveness of foreign management to shareholder concerns (such as dividends and return on investment).

Developing Countries

The risks described above for foreign securities, including the risks of nationalization and expropriation of assets, are typically increased to the extent that a Fund invests in companies headquartered in developing, or emerging market, countries. Developing (or emerging markets) countries include every country in the world other than the United States, Canada, Japan, Australia, New Zealand, Hong Kong, Singapore, South Korea, Taiwan, Bermuda, Israel, and Western European countries (as defined in the Funds’ Statement of Additional Information). Investments in securities of companies headquartered in such countries may be considered speculative and subject to certain special risks. The political and economic structures in many of these countries may be in their infancy and developing rapidly, and such countries may lack the social, political, legal, and economic characteristics of more developed countries. Certain of these countries have in the past failed to recognize private property rights and have at times nationalized and expropriated the assets of private companies. Some countries have inhibited the conversion of their currency to another. The currencies of certain developing countries have experienced devaluation relative to the U.S. dollar, and future devaluations may adversely affect the value of each Fund’s assets denominated in such currencies because the Funds do not intend to hedge their foreign currency exposure. Some developing countries have experienced substantial rates of inflation for many years. Continued inflation may adversely affect the economies and securities markets of such countries. In addition, unanticipated political or social developments may affect the value of a Fund’s investments in these countries and the availability to the Fund of additional investments in these countries. The small size, limited trading volume, and relative inexperience of the securities markets in these countries may make a Fund’s investments in such countries illiquid and more volatile than investments in more developed countries, and the Fund may be required to establish special custodial or other arrangements before making investments in these countries. There may be little financial or accounting information available with respect to companies domiciled in these countries, and it may be difficult as a result to assess the value or prospects of an investment in such companies.

Management of the Funds

Royce & Associates, LP, a limited partnership organized under the laws of Delaware, is the Funds' investment adviser and is responsible for the management of their assets. Royce & Associates primarily conducts its business under the name Royce Investment Partners ("Royce"). Royce has been investing in smaller-company securities with a value approach for more than 45 years. Its offices are located at 745 Fifth Avenue, New York, NY 10151.

On July 31, 2020, Franklin Resources, Inc. ("Franklin Resources") acquired Legg Mason, Inc. in an all-cash transaction. As a result of the transaction, Royce, the investment adviser to each Fund, became a majority-owned subsidiary of Franklin Resources. Under the Investment Company Act of 1940, consummation of the transaction automatically terminated the investment advisory agreement that was in place for each Fund prior to the transaction. Royce continued to provide uninterrupted services to each Fund pursuant to a new investment advisory agreement that was approved by the Fund's shareholders. The terms and conditions of the new investment advisory agreement for each Fund are substantially identical to those of its prior investment advisory agreement. Each Fund's contractual investment advisory fee rate under the new investment advisory agreement did not change from the prior investment advisory agreement. Royce has continued to operate as an independent investment organization with its own brand after completion of the transaction. There have been no changes to the management or investment teams at Royce as a result of the transaction.

Franklin Resources, whose principal executive offices are at One Franklin Parkway, San Mateo, California 94403, is a global investment management organization operating, together with its subsidiaries, as Franklin Templeton. As of June 30, 2020, after giving effect to the transaction described above, Franklin Templeton's asset management operations had aggregate assets under management of approximately \$1.4 trillion.




Charles Royce
Portfolio Manager
Founded Royce in 1972

Portfolio Manager for:
Royce Dividend Value Fund (Lead)
Royce Global Financial Services Fund
Royce Pennsylvania Mutual Fund (Lead)
Royce Premier Fund (Lead)
Royce Total Return Fund



Christopher D. Clark
Chief Executive Officer, President,
Co-Chief Investment Officer
Employed by Royce since 2007



Francis D. Gannon
Co-Chief Investment Officer
Employed by Royce since 2006



Boniface A. Zaino
Portfolio Manager
Employed by Royce since 1998

Portfolio Manager for:
Royce Opportunity Fund (Lead)



Charles R. Dreifus
Portfolio Manager
Employed by Royce since 1998

Portfolio Manager for:
Royce Special Equity Fund



Jay S. Kaplan
Portfolio Manager
Employed by Royce since 2000

Portfolio Manager for:
Royce Pennsylvania Mutual Fund
Royce Small-Cap Value Fund



James A. (Chip) Skinner, III
Portfolio Manager
Employed by Royce since 2003

Portfolio Manager for:
Royce Smaller-Companies Growth Fund



Lauren A. Romeo
Portfolio Manager
Employed by Royce since 2004

Portfolio Manager for:
Royce Pennsylvania Mutual Fund
Royce Premier Fund



Steven G. McBoyle
Portfolio Manager
Employed by Royce since 2007

Portfolio Manager for:
Royce Pennsylvania Mutual Fund
Royce Premier Fund

Assistant Portfolio Manager for:
Royce Special Equity Fund



James P. Stoeffel
Portfolio Manager
Employed by Royce since 2009

Portfolio Manager for:
Royce Micro-Cap Fund (Lead)
Royce Opportunity Fund

Assistant Portfolio Manager for:
Royce Pennsylvania Mutual Fund





Brendan J. Hartman
Portfolio Manager
Employed by Royce since 2009

Portfolio Manager for:
Royce Micro-Cap Fund
Royce Opportunity Fund



Mark Rayner, CA
Portfolio Manager
Employed by Royce since 2006

Portfolio Manager for:
Royce International Premier Fund (Lead)



Miles Lewis
Portfolio Manager
Employed by Royce since 2020

Portfolio Manager for:
Royce Dividend Value Fund
Royce Pennsylvania Mutual Fund
Royce Total Return Fund (Lead)

Previously a Portfolio Manager (2014-2020) and investment analyst (2010-2014) for the Small-Cap Value Fund and Strategy at American Century Investments.



James J. Harvey
Portfolio Manager
Employed by Royce since 1999

Portfolio Manager for:
Royce Opportunity Fund



George Necakov
Portfolio Manager
Employed by Royce since 1994

Assistant Portfolio Manager for:
Royce Total Return Fund



Andrew S. Palen
Portfolio Manager
Employed by Royce since 2015

Portfolio Manager for:
Royce Pennsylvania Mutual Fund

Previously a Senior Analyst at Armistice Capital (2013-2015), a Summer Associate at UBS Global Management (2012), and an Associate at Comvest Partners (2008-2011).



Mark Fischer
Portfolio Manager
Employed by Royce since 2020

Portfolio Manager for:
Royce International Premier Fund

Previously a Senior Research Analyst and Research Manager at Kabouter Management. Prior to that, he worked as a Vice President at Magna Capital (2010-2012) and a Senior Investment Analyst at Brookstone Partners (2007-2010).

Assistant portfolio managers may have investment discretion over a portion of a Fund's portfolio subject to supervision by the Fund's portfolio manager(s).

The Fund's Statement of Additional Information provides more information about the structure of the portfolio managers' compensation, other accounts that they manage, and their ownership of shares in the Fund(s) that each manages.

Royce Fund Services, LLC ("RFS") distributes the Funds' shares. The Royce Fund has adopted a distribution plan for the Service Class of the Funds under Rule 12b-1. Under the plan, the Service Class is obligated to pay a fee to RFS at the annual rate of up to 0.25% of its average net assets. RFS will use these fees primarily to cover sales-related and account maintenance costs and to pay service and other fees to broker-dealers that introduce investors to the Service Class of these Funds. Neither the distribution plan nor the distribution agreements currently provide for any suspension or reduction of the 0.25% fee payable by the Service Class of any Fund if it closes to new investors.

If you purchase Fund shares through a third party, such as a discount or full-service broker-dealer, bank, or other financial intermediary, or through a firm that provides recordkeeping and other shareholder services to employee benefit plans ("Retirement Plan Recordkeepers"), the shares may be held in the name of that party on the Fund's books. RFS and/or Royce may compensate broker-dealers, Retirement Plan Recordkeepers, and other financial intermediaries that introduce investors to the Fund, provide the opportunity to distribute the Fund through their sales personnel, provide access to their sales personnel and branch offices, and/or provide certain administrative services to their customers who own Fund shares. These payments are sometimes referred to as "revenue sharing." In addition, the Board has authorized the Funds to compensate such third parties to the extent the Board has determined that any of the services which these parties render to a Fund are non-distribution-related shareholder services, including recordkeeping and account maintenance services.

Payments to third parties (each, a "financial intermediary") may: (i) be substantial to any given financial intermediary, (ii) be more or less than the payments received by a financial intermediary with respect to other mutual funds, and (iii) exceed the costs and expenses incurred by the financial intermediary for any servicing activities in respect of the Funds. Revenue sharing arrangements are separately negotiated between Royce and/or its affiliates and the financial intermediaries receiving these payments.

Revenue sharing and shareholder servicing payments may influence financial intermediaries to recommend or sell a Fund over other mutual funds. You may ask your financial intermediary about these differing interests and how the financial intermediary and its employees and associated persons are compensated for administering your Fund investment. Revenue-sharing and shareholder servicing payments may benefit Royce to the extent that the payments result in more assets, on which fees are charged by Royce, being invested in a Fund.

For the year ended December 31, 2020, Royce made payments for distribution and/or administrative services related to the Investment and Service Class shares of the Funds in this Prospectus to broker-dealers, Retirement Plan Recordkeepers, and other financial intermediaries out of its own resources in the amount of \$1,588,713. More information about these arrangements can be found in the Funds' Statement of Additional Information.

State Street Bank and Trust Company (“State Street”) is the custodian of the Funds’ securities, cash, and other assets. DST Asset Manager Solutions, Inc. (“DST AMS”) is the Funds’ transfer agent.

Investment Advisory Services Provided By Royce

Royce receives advisory fees monthly as compensation for its services to the Funds. The annual rates of these fees, before any waiver or expense reimbursements to cap the expense ratios for certain Fund share classes at specified levels as shown under each Fund’s respective “Fees and Expenses” table, are as follows:

Annual Rate of Fund’s Average Net Assets

Royce Dividend Value Fund

- 0.85% of the first \$2,000,000,000
- 0.80% of the next \$1,000,000,000
- 0.75% of the next \$1,000,000,000
- 0.70% of any additional average net assets

Royce Global Financial Services, International Premier, Micro-Cap, Opportunity, Premier, Small-Cap Value, Smaller-Companies Growth, Special Equity, and Total Return Funds

- 1.00% of the first \$2,000,000,000
- 0.95% of the next \$1,000,000,000
- 0.90% of the next \$1,000,000,000
- 0.85% of any additional average net assets

Royce Pennsylvania Mutual Fund


- 1.00% of the first \$50,000,000
- 0.875% of the next \$50,000,000
- 0.75% of any additional average net assets

2020 Actual Net Fees (After waivers, paid to Royce on average net assets)

Royce Dividend Value Fund	0.85%
Royce Global Financial Services Fund	1.00%
Royce International Premier Fund	0.93%
Royce Micro-Cap Fund	1.00%
Royce Opportunity Fund	1.00%
Royce Pennsylvania Mutual Fund	0.76%
Royce Premier Fund	1.00%
Royce Small-Cap Value Fund	1.00%
Royce Smaller-Companies Growth Fund	1.00%
Royce Special Equity Fund	1.00%
Royce Total Return Fund	1.00%

For a discussion of the basis of the Board’s most recent approval of the Funds’ investment advisory agreements, please see the Funds’ 2020 Semiannual Report to Shareholders.

In rendering investment advisory services to one Fund, Royce uses the portfolio management, research, and other resources of a foreign (non-U.S.) affiliate that is not registered under the Investment Advisers Act of 1940, as amended, and may provide services to that Fund through a “participating affiliate” arrangement, as that term is used in relief granted by the staff of the Securities and Exchange Commission allowing a U.S. registered investment adviser to use portfolio management or research resources of advisory affiliates subject to the regulatory supervision of such registered investment adviser.



General Shareholder Information

For a more detailed discussion of The Royce Fund policies regarding direct ownership of the Investment, Service, and Institutional Classes of Fund shares, including information on opening accounts, buying, redeeming, exchanging, and transferring ownership of Fund shares, please see the Guide for Direct Shareholders, which begins on page 49.

Purchasing Shares

The Funds offered through this Prospectus are no-load, meaning that you pay no sales fees to buy shares directly from The Royce Fund. The Funds do pay their own management fees and other operating expenses as outlined in this Prospectus.

Purchasing Investment and Service Class Shares

Minimum initial investments for shares purchased directly from The Royce Fund:	
Regular Account	\$2,000
IRA	\$1,000
Automatic Investment or Direct Deposit Plan Accounts	\$1,000
401(k) Accounts	None

The minimum for subsequent investments is \$50, regardless of account type.

Purchasing Institutional Class Shares

Minimum initial investments for shares purchased directly from The Royce Fund:	\$1,000,000
--	-------------

Certain accounts (for example, certain retirement plans) may be subject to lower minimum initial investments. Contact Royce with any questions regarding investment options.

If you purchase Fund shares through a third party, such as a discount or full-service broker-dealer, bank, or other financial intermediary, or through Retirement Plan Recordkeepers, share class eligibility, investment minimums, commissions, fees, policies, and procedures may differ from those described in this Prospectus. Such third parties may initiate an exchange of Fund shares of one class held by you for shares of another class of that Fund in order to ensure compliance with such eligibility requirements, policies, and procedures. For example, such an exchange may be initiated by a third party (and not by a Fund or RFS) in the event Fund shares come to be held in connection with different type of program (e.g., investment advisory vs. brokerage) offered by such third party. Such exchanges would be effected solely on the basis of the relative net asset values of the respective shares to be exchanged without the imposition of any sales charges by the Fund or RFS. The class of shares received by you in such an exchange may be subject to higher fees and expenses than the class of shares held by you immediately prior to such exchange.

The minimum initial investment for Institutional Class shares of the Funds is not applicable to employer-sponsored Retirement Plans with plan level or omnibus accounts held on the books of a Fund. Retirement

Plans include 401(k) plans, 457 plans, employer-sponsored 403(b) plans, defined benefit pension plans, profit sharing plans, nonqualified deferred compensation plans, and other similar employer-sponsored retirement plans and rollover accounts from such plans to individual retirement vehicles, such as Traditional and Roth IRAs. Retirement Plans do not include individual retirement vehicles such as Traditional and Roth IRAs, Coverdell Education Savings Accounts, individual 403(b)(7) custodian accounts, Keogh plans, or Section 529 college savings accounts. The exception to the minimum initial investment does not apply to retail nonretirement accounts, SEPs, SARSEPs, or SIMPLE IRAs.

The Royce Fund reserves the right both to suspend the offering of any Fund’s shares to new investors and to reject any specific purchase request. The Funds do not offer their shares for sale outside of the United States.

The Royce Fund reserves the right to reinvest the proceeds from any dividends from net investment income, distributions from net realized capital gains, or redemptions of shares which a shareholder has chosen to receive by check if the check remains uncashed for more than 180 days. No interest will accrue on the amount of such uncashed checks, which will be reinvested in additional shares of the applicable Fund at the net asset value per share at the time of the reinvestment. If a shareholder has chosen to receive distributions in cash and a check remains uncashed for more than 180 days, subsequent dividends and distributions may be reinvested automatically in additional shares of the applicable Fund. In addition, a shareholder’s participation in an automatic withdrawal plan may be terminated if a check remains uncashed. These policies may be waived for closed accounts as well as for certain retirement or other qualified plans.

Customer Identification Program

To help the government fight the funding of terrorism and money laundering activities, federal law requires all financial institutions to obtain, verify, and record information that identifies each person who opens an account. The Fund has appointed an anti-money laundering compliance officer. When you open a new account to buy shares of the Fund, the Fund or your financial intermediary may ask for your name, address, date of birth, Social Security or Taxpayer Identification Number, and other information that will allow the Fund to identify you. If the Fund or your financial intermediary is unable to adequately verify your identity within the time frames set forth in the law, your account may not be opened or your shares may be automatically redeemed. If the net asset value per share has decreased since your purchase, you will lose money as a result of this automatic redemption. If you need

help completing your account application for direct investment in The Royce Funds please call Investor Services at (800) 221-4268.

Redeeming Shares

You may redeem shares in your account at any time. The Funds, however, are intended primarily for long-term investment purposes and are not intended to provide a means of speculating on short-term market movements. Please see “Frequent Trading of Fund Shares” below.

Early Redemption Fee

In order to discourage short-term trading, The Royce Fund assesses an early redemption fee of 1% on redemptions of the Investment and Service Classes of shares of any Fund (2% for Royce International Premier Fund) that you held for less than 30 days. Each fee is payable to the Fund out of the proceeds otherwise payable to you.

The “first-in, first-out” method is used to determine the holding period by comparing the date of the redemption with the earliest dates of the share purchases in an account. For accounts registered on the books of the Funds’ transfer agent, the anniversary day of an account transaction determines the 30-day holding period, so that if you purchased a Fund’s shares on June 1, 2021, these shares would be subject to the fee if you were to redeem them prior to July 1, 2021.

You will incur no fee on shares that you acquire through distribution reinvestment. The redemption fee will apply to shares that you exchange into another Royce Fund. The following types of shareholders and accounts are exempt from the early redemption fee: participants in Automatic Investment or Withdrawal Plans, retirement plans, certain pre-approved group investment plans and charitable organizations, omnibus or similar account customers of certain pre-approved broker-dealers and other institutions.

Other Redemption Information

The Funds will normally make redemptions in cash for shareholders who hold shares that are registered in their own name. Each Fund typically expects to send (via check, wire, or ACH) redemption payments to such shareholders within two business days after the transfer agent’s receipt of a redemption request in Good Order (as defined on page 52). For accounts held through financial intermediaries, the length of time that a Fund typically expects to pay redemption proceeds depends, in part, on the terms of the agreement in place between the financial intermediary and the Fund. For redemption proceeds for intermediary-held accounts that are paid either directly to you from a Fund or to your financial intermediary for transmittal to you, the Fund typically expects to make payments by wire, by ACH, or by issuing a check on the next business day following receipt of a redemption request in Good Order. Redemption requests that are processed through investment professionals that utilize the National Securities Clearing Corporation will generally settle one to three business days following receipt of a redemption request in Good Order. The financial intermediary, if applicable, is responsible for transmitting redemption proceeds to

shareholders. Under certain circumstances and when deemed to be in the best interest of a Fund, redemption proceeds may take up to seven calendar days to be sent after receipt of a redemption request in Good Order. In addition, with respect to investors redeeming shares that were purchased by check or through ACH, redemption proceeds may not be sent until payment for the entire purchase is collected, which may take up to 15 calendar days.

The Funds typically expect to satisfy redemption requests either by using available cash (or cash equivalents) or by selling portfolio securities. The Funds may use other methods to satisfy redemption requests, including using a line of credit or participating in an inter-fund lending program in reliance on exemptive relief from the Securities and Exchange Commission (the SEC). These methods may be used during both normal and stressed market conditions.

In addition to paying redemption proceeds in cash, The Royce Fund reserves the right to satisfy a shareholder’s redemption request under certain circumstances by effecting a redemption-in-kind through a pro rata distribution of a Fund’s portfolio securities (allowing for adjustments to prevent distributions of restricted shares, fractional shares, and odd-lot numbers of shares). Redemption-in-kind proceeds will typically be made by delivering the selected securities to the redeeming shareholder within seven days after the receipt of a redemption request in Good Order. For these purposes, such securities will be valued at the same value assigned to them in calculating a Fund’s net asset value per share. If a Fund pays redemption proceeds by transferring portfolio securities in-kind to you, you may pay transaction costs to dispose of the securities, incur adverse tax consequences in connection with any such disposal, and receive less for them than the price at which they were valued for purposes of redemption.

The Royce Fund reserves the right to involuntarily redeem Fund shares in any account that falls below the minimum initial investment due to redemptions by the shareholder. If at any time the balance in an account does not have a value at least equal to the minimum initial investment, you may be notified that the value of your account is below a Fund’s minimum account balance requirement. You would have 60 days to increase your account balance before the account is closed. Proceeds would be paid promptly to the shareholder.

The Royce Fund also may suspend redemption privileges or postpone payment for the Funds beyond seven days (1) for any period (A) during which the New York Stock Exchange (NYSE) is closed other than customary weekend and holiday closings or (B) during which trading on the NYSE is restricted; (2) for any period during which an emergency exists as a result of which (A) disposal by a Fund of securities owned by it is not reasonably practicable or (B) it is not reasonably practicable for a Fund fairly to determine the value of its net assets; or (3) for such other periods as the SEC may by order permit for the protection of the Fund’s shareholders. The Royce Fund also reserves the right to revise or suspend the exchange privilege at any time.

Frequent Trading of Fund Shares

Large and frequent short-term trades in a Fund's shares increase the administrative costs associated with processing its shareholder transactions. This kind of trading may also potentially interfere with the efficient management of a Fund's portfolio and increase the costs associated with trading its portfolio securities. In addition, under certain circumstances frequent trading may dilute the returns earned on shares held by a Fund's other shareholders.

The Board has determined that the Funds are not designed to serve as vehicles for frequent trading in response to short-term fluctuations in the securities markets, and has therefore adopted a policy intended to discourage shareholders from trading that could be detrimental to long-term shareholders of the Funds (the "Policy").

The Policy provides that the Funds will monitor shareholder trading activity and will seek to restrict a shareholder's trading privileges in a Fund if that shareholder is found to have engaged in multiple "Round Trip" transactions. A "Round Trip" is defined as a purchase (including subscriptions and exchanges) into a Fund either preceded or followed by a sale (including redemptions and exchanges) of the same or a similar number of shares out of the Fund within 30 days of the purchase. The Funds will make inquiries or take action against any such shareholder whose trading appears inconsistent with the Policy. Purchases and sales of Fund shares made through an automatic investment plan, systematic withdrawal plan, or initiated by a third party to ensure compliance with its eligibility requirements, policies, and procedures are not considered when determining Round Trips. In addition, as described above, the Funds impose a redemption fee on certain short-term redemptions to discourage frequent trading.

The Funds may reject any purchase or exchange order by any investor for any reason, including orders the Funds believe are made by short-term investors. In particular, under the Policy the Funds reserve the right to restrict or reject purchases of shares (including exchanges) without prior notice whenever they detect a pattern of excessive trading.

With respect to accounts where shareholder transactions are processed, or records are kept, by third-party intermediaries, the Funds use reasonable efforts to monitor such accounts to detect suspicious trading patterns. Transactions placed through the same financial intermediary or omnibus account may be deemed part of a group for this purpose and therefore be rejected. For any account that is so identified, the Funds will make further inquiries and take any other necessary actions to enforce the Policy against the shareholder(s) trading through this account and, if necessary, the third-party intermediary maintaining this account. However, the Funds may not be able to determine that a specific order, especially an order made through an omnibus, retirement plan, or similar account, is short term or excessive and whether it may be disruptive to the Funds. There is no assurance, therefore, that the Funds will reject all such orders. The Funds do not have any arrangements with any investor or financial intermediary to permit frequent purchases and redemptions of their shares. The Funds

Net Asset Value (NAV) is the value of each Class of a Fund's net assets divided by the number of its outstanding shares.

may accept undertakings from intermediaries to enforce frequent trading policies on behalf of the Funds that provide a substantially similar level of protection against excessive trading.

Although the Funds will monitor shareholder transactions for certain patterns of excessive trading activity, there can be no assurance that all such trading activity can be identified, prevented, or terminated.

Net Asset Value Per Share

Net asset value per share (NAV) is calculated by dividing the value of a Fund's net assets by the number of its outstanding shares. Each Fund's investments are valued based on market value or, if market quotations are not readily available, at their fair value as determined in good faith under procedures established by the Board. In certain cases, market value may be determined using information provided by a pricing service approved by the Board. Valuing securities at their fair values involves greater reliance on judgment than valuation of securities based on readily available market quotations. When using fair value methods to price securities, the Funds may value those securities higher or lower than another fund using not readily available market quotations or its own fair value methods to price the same securities. There can be no assurance that the Funds could obtain the fair value price assigned to a security if it were to sell the security at approximately the time at which the Fund determines its net asset value. Because trading hours for certain non-U.S. securities end before the close of the NYSE (generally 4 p.m. Eastern time), closing market quotations may become unreliable. If between the time trading ends on a particular security and the close of the customary trading session on the NYSE, events occur that are significant and may make the closing price unreliable, the Fund may fair value the security. If an issuer-specific event has occurred during this time that, in Royce's judgment, is likely to have affected the closing price of a security, it may fair value the security. The Funds use an independent pricing service to provide fair value estimates for relevant non-U.S. equity securities on days when the U.S. market volatility exceeds a certain threshold. This pricing service uses proprietary correlations it has developed between the movement of prices of non-U.S. equity securities and indices of U.S.-traded securities, futures contracts, and other indications to estimate the fair value of relevant non-U.S. securities. The Funds value their non-U.S. securities in U.S. dollars on the basis of foreign currency exchange rates provided to the Funds by their custodian, State Street Bank and Trust Company. When fair value pricing is employed, the price of securities used by a Fund may differ from quotes or published prices for the same security. Certain bonds and other fixed income securities may be valued by reference to other securities with comparable ratings, interest rates, and

maturities, using established independent pricing services. Investments in money market funds are valued at net asset value per share.

The date on which your purchase, redemption, or exchange of shares is processed is the trade date, and the price used for the transaction is based on the next calculation of net asset value after the order is processed. The NAV for each Class of a Fund is calculated as of the close of regular trading on the NYSE (generally 4 p.m. Eastern time) and is determined every day that the NYSE is open. Securities in each Fund's portfolio that primarily trade on a foreign exchange may change in value on a day that the Exchange is closed and the Fund's shareholders are not able to redeem shares in the Fund. If the Fund, its transfer agent, or any other authorized agent receives your trade order by the close of regular trading on the NYSE, your order will receive that day's NAV. If your order is received after the close of regular trading, it will receive the next business day's NAV. If you place your order through a financial intermediary rather than with the Fund or its transfer agent directly, the financial intermediary is responsible for transmitting your order to the Fund's transfer agent in a timely manner.

Portfolio Disclosure Policy

A description of the Funds' policy and procedures with respect to the disclosure of its portfolio securities holdings is available in the Funds' Statement of Additional Information on The Royce Funds' website, www.royceinvest.com. The Funds' complete portfolio holdings are also available on The Royce Funds' website approximately 15 to 20 days after each calendar month end and remain available until the next month's holdings are posted. The Funds' portfolio holdings are also available on Form N-PORT, which is filed with the SEC within 60 days of the end of each fiscal quarter and can be obtained at www.sec.gov.

Reports

The Royce Fund mails shareholder reports semiannually and, to reduce expenses, may mail only one copy to shareholders with the same last name and sharing the same address. Directly registered shareholders can choose to receive separate report copies for accounts registered to different members of the same household by calling Investor Services at (800) 221-4268. Please allow 30 days for your request to be processed. Shareholders may also elect to receive these reports electronically. Please go to www.royceinvest.com for more details.

Dividends, Distributions, and Taxes

Royce Dividend Value and Total Return Funds pay any dividends from net investment income on a quarterly basis and make any distributions from net realized capital gains annually in December. The other Funds pay any dividends from net investment income and make any distributions from net realized capital gains annually in December.

Unless you choose otherwise, dividends and distributions will be reinvested automatically in additional shares of the applicable Fund. Unless your account is an IRA or is otherwise exempt from taxation, dividends and distributions will be taxable to you whether paid in cash

or reinvested in additional shares. The tax character of distributions (as ordinary income or capital gain) is determined at the Fund level and is not related to how long you have owned a Fund's shares. Long-term capital gains and qualifying dividends received by a Fund (generally dividends received from taxable domestic corporations) are eligible for taxation at a reduced rate that applies to non-corporate shareholders. To the extent a Fund makes any distributions derived from long-term capital gains and qualifying dividends, such distributions will generally be eligible for taxation to non-corporate shareholders at the reduced rate, provided (in the case of qualifying dividends) that certain holding period and other requirements are met.

Selling or exchanging shares is a taxable event, and you may realize a taxable gain or loss. Each Fund will report the proceeds of your redemption(s) to you. The tax consequences of a redemption depend on your cost basis and holding period, so you should retain all account statements for use in determining the tax consequences of redemptions. In addition, each Fund is generally required by law to provide you and the Internal Revenue Service (the "IRS") with cost basis information on the redemption or exchange of any of your shares in a Fund purchased on or after January 1, 2012 (including any shares that you acquire through reinvestment of distributions).

If you redeem shares of a Fund held for six months or less, and you received a capital gain distribution from the Fund during the time you held the shares, you will be required to treat any loss on the redemption as a long-term capital loss up to the amount of the distribution.

You should carefully consider the tax implications of purchasing shares shortly before a distribution. At the time of purchase, a Fund's net asset value may include undistributed income or capital gains. When the Fund subsequently distributes these amounts, they are taxable to you, even though the distribution is economically a return of part of your investment.

In certain circumstances, you may be subject to back-up withholding taxes on distributions to you from a Fund if you fail to provide the Fund with your correct Social Security Number or other taxpayer identification number, or to make required certifications, or if you have been notified by the IRS that you are subject to back-up withholding.

A 3.8% Medicare contribution tax is imposed on the net investment income (which includes interest, dividends, and capital gains) of U.S. individuals with income exceeding \$200,000, or \$250,000 if married filing jointly, and of certain trusts and estates.

Always consult a tax advisor with questions about federal, state, or local tax consequences. Please see the Funds' Statement of Additional Information for additional U.S. federal income tax information.

Contractual Arrangements

The Trust is party to contractual arrangements with various parties who provide services to the Funds, including Royce, RFS, State Street, and DST AMS, among others. Fund shareholders are not parties to, or intended ("third party") beneficiaries of, any such contractual

arrangements, and such contractual arrangements are not intended to create in any individual investor or group of investors any right to enforce them against the service providers or to seek any remedy under them against the service providers, either directly or on behalf of the Trust or any Fund.

Also, while this Prospectus and the Statement of Additional Information describe pertinent information about the Trust and the Funds, neither this Prospectus nor the Statement of Additional Information represents a contract between the Trust or any Fund and any shareholder or any other party.

Escheatment

Mutual fund accounts can be considered abandoned property. States increasingly are looking at inactive mutual fund accounts as possible abandoned or unclaimed property. Under certain circumstances, the Trust may be legally obligated to escheat (or transfer) an investor's account to the appropriate state's unclaimed property administrator. Neither the Trust nor

any Fund will be liable to investors or their representatives for good faith compliance with state unclaimed or abandoned property (escheatment) laws. If you invest in a Fund through a financial intermediary, we encourage you to contact the financial intermediary regarding applicable state escheatment laws.

Escheatment laws vary by state, and states have different criteria for defining inactivity and abandoned property. Generally, a mutual fund account may be subject to "escheatment" (i.e., considered to be abandoned or unclaimed property) if the account owner has not initiated any activity in the account or contacted the fund for an "inactivity period" as specified in applicable state laws. If the Trust or its service providers are unable to establish contact with an investor, the Trust will determine whether the investor's account must legally be considered abandoned and whether the assets in the account must be transferred to the appropriate state's unclaimed property administrator. Typically, an investor's last known address of record determines the state that has jurisdiction.



Guide For Direct Shareholders

Services and Policies

This Guide for Direct Shareholders describes the shareholder services available to direct shareholders of the Investment, Service, and Institutional Classes of The Royce Funds. It also provides important policy information regarding Royce Fund accounts.

If you purchase Fund shares through a third-party intermediary, such as a mutual fund supermarket, broker-dealer, bank, or other financial intermediary, account minimums, fees, policies, and procedures may differ from those described in this Guide. Fund shares purchased through a third-party intermediary may be held in the name of that party on the Fund's books. RFS, the distributor of Fund shares, Royce Investment Partners, the Fund's investment adviser, and/or the Funds may pay fees to broker-dealers, financial intermediaries, and other service providers that introduce investors to the Funds and/or provide certain administrative services to its customers who own Fund shares.

For information and policies on **Individual Retirement Account (IRA)**, please refer also to the booklet that deals separately with them, as many services offered in this guide are not available for those types of accounts. You must use separate applications and other forms to open these accounts. Please call Investor Services at (800) 221-4268 or visit www.royceinvest.com to obtain these materials.

Account Information

The Funds pay their own management fees and other operating expenses as outlined in their respective Prospectuses.

Please mail all account-related correspondence, including Account Applications, subsequent investments, and written requests for redemption—

by regular mail to:

The Royce Funds
c/o DST AMS
PO Box 219012
Kansas City, MO 64121-9012

by registered mail or overnight courier to:

The Royce Funds
c/o DST AMS
330 West 9th Street
Kansas City, MO 64105

How to Open an Account

You may open an account by mail or through a financial intermediary. You can download a Prospectus and an Account Application from www.royceinvest.com.

By Mail

Complete and sign the enclosed Account Application. Make your check payable to The Royce Fund and mail it, together with your Application, to The Royce Funds, c/o DST AMS (see mailing addresses above).

Special Notice To Non-U.S. Investors

The Funds do not offer their shares for sale outside of the United States. We mail prospectuses and other information to U.S. addresses only and can accept new account requests from U.S. addresses only.

Managing Your Account Online

Online access gives you the ability to manage your account(s) online. To access or register for online services, go to www.royceinvest.com. First-time users need to register for the services by creating a Username and Password. Once registered, you can login with your unique Username. You then have the ability to:

1. Check your most recent account value
2. Sign up for eDelivery to have Prospectuses, Financial Reports, semiannual account statements, transaction confirmation statements, duplicate confirmation statements, and tax forms e-mailed to you.
3. Review your recent account history, including distributions
4. Change your address (a redemption restriction of 30 days applies)
5. Make subsequent purchases¹ (\$50 minimum)
6. Exchange between funds¹
7. Redeem fund shares¹ (\$50,000 maximum)
8. Establish an Automatic Investment Plan
9. View average cost and tax summary information

¹ Bank information must be established on your account prior to purchasing shares.

About Online Security

Your Username and Password allow you to login and access portfolio information. Both your Username and Password are encrypted when you login to access your account.

Royce Investment Partners uses industry best practices to ensure the confidentiality and safety of your information and transactions. Shareholders who wish to sign up for account access must have a secure web browser that uses Secure Sockets Layer (SSL) technology with 128-bit encryption. This helps to keep your use of account access confidential.

DST Asset Manager Solutions, Inc. (“DST AMS”)

DST AMS serves as the Funds’ transfer agent. State Street Bank and Trust Company is the custodian for securities, cash, and other assets of the Funds.

Your Username and Password are Encrypted

When you login, your Username and Password are both encrypted. Although you will not see an “https” address or the lock symbol at the bottom of your browser window until you have logged in, we assure you that your personal information is secure as it is accepted by our transfer agent’s secure server.

Three Wrong Passwords and You’re Out

We have limited the number of times that a user can enter an incorrect Password to three in order to deter unauthorized users. Once your Password has been entered incorrectly three times, you will be locked out of the system. To re-establish access, you need to telephone Shareholder Services at (800) 841-1180, Monday through Friday, 9 a.m. to 6 p.m. Eastern time.

Also, if there is no activity for 15 minutes, you will be automatically logged off the system. If you leave your computer unattended, this time-out feature helps to prevent an unauthorized user from accessing the account(s).

How to Purchase Additional Shares

You may purchase additional Fund shares online, by telephone, and by mail.

Online

Once you have registered to access your account online, you can purchase Fund shares after logging in. Funds are debited from your bank checking account through ACH. (\$50 minimum—bank information must be established on your account before purchasing shares.)

By Telephone

To pay using the Automated Clearing House (ACH):

By establishing the Expedited Purchase option on your Account Application, a telephone call allows you to have funds automatically debited from your bank checking account through ACH. Call Shareholder Services at (800) 841-1180 between 9 a.m. and 6 p.m. Eastern time or call our automated Royce Infoline at (800) 78-ROYCE at any time to buy additional Fund shares (\$50 minimum). If your purchase request is received after the market closes (generally 4 p.m. Eastern time), it will receive the next business day’s NAV.

To pay by bank wire:

Payments for wire purchases (\$500 minimum) must be received by the close of regular trading on the NYSE (generally 4 p.m. Eastern time).

Wiring instructions are:

State Street Bank and Trust Co., Inc.

ABA # 011000028

Credit DDA # 9904-712-8

Name of Royce Fund–Share Class

Account Number

Account Name

By Mail

Make your check—\$50 minimum—payable to The Royce Fund. Fill out the amount of your purchase on the investment form found at the bottom of your latest statement. If you do not have a form, simply write the name of the Fund and Share Class in which you are investing and your account number clearly on the check. Mail to The Royce Funds, c/o DST AMS (see mailing addresses on page 50).

Please note that the Funds do not accept third-party checks, “starter” checks, or money orders for initial or subsequent purchases.

Convenient Methods of Making Regular, Automatic

Expedited Purchases

Select the following services on your Account Application or, if you have an existing Royce Funds account, call Investor Services at (800) 221-4268 for an enrollment form or download one at www.royceinvest.com. You may also establish these services online.

Automatic Investment Plan

You can make regular purchases to your Royce Fund account directly from your bank account through ACH on a monthly or quarterly basis on the date you select (\$50 minimum).

Direct Deposit Payroll Deduction Plan

You can make investments from your payroll or government check into your Royce Fund account each payment or pay period. Your employer must have direct deposit through ACH available for employees. You may cancel the option by giving written notice to your employer or government agency, as appropriate. The Fund is not responsible for the efficiency of the employer or government agency making the payment or of any financial institution transmitting payments. To sign up, you need to complete an Authorization for Direct Deposit form, which you can download by going to the **Fund Literature** page on www.royceinvest.com, clicking on **How to Invest** at the foot of the page, and clicking **Applications & Special Forms** or by calling Investor Services at (800) 221-4268.

Important Information about Purchases

- If your check or wire does not clear, or if the Funds or their transfer agent do not receive payment for any telephone or online purchase, the transaction will be cancelled and you will be responsible for any loss that the Fund incurs. If you are already a shareholder, the Fund can redeem shares from any identically registered Royce Fund account as reimbursement for any loss.
- The Funds do not accept third-party checks, “starter” checks, or money orders for initial or subsequent purchases.

- In order to avoid lengthy processing delays caused by clearing foreign checks, the Funds will only accept a foreign check that has been drawn in U.S. dollars and has been issued by a foreign bank with a U.S. correspondent bank.
- The Funds reserve the right both to suspend the offering of Fund shares to new investors and to reject any specific purchase request.
- You may have your bank account information taken from your initial investment check. Otherwise, you must include a voided check with your Account Application for Expedited Purchases and Redemptions. It can take up to three weeks to establish these services; you will receive confirmation of their activation by mail.

Important Information about Telephone and Online Transactions

Neither the Funds nor their transfer agent will be liable for following instructions reasonably believed to be genuine that are received by telephone or made online. The transfer agent uses certain procedures designed to confirm that instructions are genuine. Procedures may include requiring some form of personal identification prior to acting on the instructions, such as providing written confirmation of the transaction and/or recording incoming calls. If the Funds or their transfer agent do not follow such procedures, then they may be liable for any losses due to unauthorized or fraudulent transactions.

How to Sell Shares

You may sell shares in your account at any time and make requests online, by telephone, and by mail. DST AMS will generally send the proceeds within two business days of receiving the request.

Redemptions from Royce-sponsored retirement plan accounts—IRA—and from accounts for which share certificates are outstanding must be made in writing.

Certain other redemption requests must be made in writing and also require a medallion guarantee of the signature(s) of the shareholder(s). These include redemption requests for \$50,000 or more, for a payee(s) other than the shareholder(s), or for proceeds to be sent to an address other than the address of record.

Online

Once you have registered to access your account at www.royceinvest.com, login, and click the Fund you want to sell, and select **Redeem** from the **Account Actions** dropdown menu. Proceeds may be sent by check, by bank wire, or through ACH.

By Telephone

For any amount less than \$50,000, you may call Shareholder Services at (800) 841-1180 between 9 a.m. and 6 p.m. Eastern time or call the automated Royce Infoline at (800) 78-ROYCE at any time and DST AMS will mail a check to the address of record on the account. If your redemption request is received after the market closes (generally 4 p.m. Eastern time), it will receive the next business day's NAV. You may also establish the Expedited Redemption option, which allows you to have proceeds sent to your bank by wire—usually credited within one business day—and/or by ACH—usually credited within two business days.

By Mail

Mail your letter to The Royce Funds, c/o DST AMS (see page 50 for mailing addresses). Written requests must be in Good Order, meaning that the request meets the Fund's legal and processing requirements.

All written requests to sell shares must contain at least the following to be in Good Order:

- The name(s) and signature(s) of each shareholder named in the account registration with medallion guarantee(s) if required
- The Fund name and account number
- The dollar or share amount you want to sell
- The address to which you want proceeds sent
- Certificates, if you are holding any

In addition:

- **Trusts and Corporate Retirement Plan Accounts** require a letter of instruction signed by the trustee(s) named in the account registration. Redemptions involving third parties, trustees not named in the account registration, successor trustees, or other situations require additional documentation. Please call Shareholder Services at (800) 841-1180 with any questions.
- **Corporate Accounts** require a letter of instruction signed by an officer of the corporation and a certified copy of a Corporate Resolution that authorizes the assigning officer to effect transactions. The same party cannot certify the Corporate Resolution and sign the letter of instruction.
- **Partnership/Sole Proprietorship Accounts** require a letter of instruction signed by the general partner(s)/sole proprietor named in the account registration.
- **Nominee Accounts** require a medallion-guaranteed letter of instruction signed by a general partner or a nominee facsimile stamp.
- **Transfer on Death Accounts** require a medallion-guaranteed letter of instruction signed by the beneficiary(ies) named in the account registration, a certified copy of the deceased shareholder's Death Certificate, a tax waiver if required by the deceased's former state of residence, and an affidavit signed by the beneficiary(ies) that states: "Under penalty of perjury, I/we swear that there are no known disputes as to the persons entitled to a distribution under the nonprobate transfer or the amounts to be distributed to each person and no known claims that would affect the distribution requested."
- **Administrators/executors of shareholder estates** must provide a medallion-guaranteed letter of instruction, certified copy of Letters Testamentary, which authorize the signing party to act on behalf of the deceased shareholder and, if required by the deceased's state of former residence, a certified tax waiver.

If you have any questions about how to ensure that your written redemption request is in Good Order, please call Shareholder Services at (800) 841-1180, or contact us at www.royceinvest.com.

Automatic Withdrawal Plan

This option allows you to automatically redeem shares from your Fund account and have the proceeds transferred directly to your bank account through ACH on a monthly, quarterly, or annual basis generally on the 15th day of the month. You must have at least \$25,000 in a Fund account to be eligible for this feature.

Important Information About Redemptions

- Telephone and online redemptions will not be permitted for 30 days after a change in the address of record.
- If you are redeeming shares recently purchased by check or through ACH, proceeds may not be sent until payment for the purchase is collected, which may take up to 15 calendar days. Otherwise, redemption proceeds must be sent to you within seven days of receipt of your request in Good Order.
- If you have difficulty making a redemption by telephone or online, you may want to make your redemption request by regular or express mail (See “How to Sell Shares: By Mail” on page 52 for processing information). The Funds reserve the right to revise or terminate telephone or online account access redemption privileges at any time.
- Each Fund may suspend redemption privileges or postpone payment beyond seven days (1) for any period (A) during which the NYSE is closed other than customary weekend and holiday closings or (B) during which trading on the NYSE is restricted; (2) for any period during which an emergency exists as a result of which (A) disposal by the Funds of securities owned by them is not reasonably practicable or (B) it is not reasonably practicable for the Funds fairly to determine the value of their respective net assets; or (3) for such other periods as the SEC may by order permit for the protection of the Funds’ shareholders.
- Each Fund will normally make redemptions in cash, but reserves the right to satisfy a redemption request under certain circumstances by effecting a redemption-in-kind through a pro rata distribution of the Fund’s portfolio securities (allowing for adjustments to prevent distributions of restricted shares, fractional shares, and odd-lot numbers of shares).

How to Exchange Shares

You may make exchanges between Royce Funds in the same class, as well as between Funds in the Investment and Service Classes. However, you must meet a Fund Class’s minimum initial investment when you open an account by exchange.

You may make exchanges online, by telephone, and by mail. An exchange involves a purchase and a redemption; therefore you may realize a taxable gain or loss. Also, exchanges are subject to the Funds’ early redemption fee and are permitted only if both the registration and the Social Security or Taxpayer Identification Number of the two accounts are identical. You may make an exchange only for shares of a class or series offered for sale in your state of residence. The Fund reserves the right to revise or suspend the exchange privilege at any time.

How to Transfer Ownership

You may transfer the ownership of any of your Fund shares to another person by writing to The Royce Funds, c/o DST AMS.

As with selling shares, your request must be in Good Order (see How To Sell Shares for information regarding Good Order). Please call Shareholder Services at (800) 841-1180 for instructions.

Statements and Reports

- A confirmation statement is sent to you, electronically or by mail, each time there is a transaction in your account. You can also review your recent account history once you have registered for online account access.
- Year-to-date account statements are sent semiannually.
- The Royce Fund mails shareholder reports semiannually and, to reduce expenses, may mail only one copy to shareholders with the same last name and sharing the same address. Directly registered shareholders can choose to receive separate report copies for accounts registered to different members of the same household by calling Investor Services at (800) 221-4268. Please allow 30 days for your request to be processed. Shareholders may also elect to receive these reports via eDelivery. Please go to www.royceinvest.com for more details.

Other Information

Certificates

The Royce Funds do not issue certificates. If a certificate is lost, stolen or destroyed, you may have to pay the expense to replace it. You must return certificates with any redemption request. For these reasons, the Funds generally discourage the issuing of certificates.

Minimum Account Balance

Due to the relatively high cost of maintaining low-balance accounts, The Royce Funds reserve the right to redeem shares in the account of any Fund if the account falls below the minimum initial investment because of redemptions by the shareholder.

The Fund may notify you if, due to redemption(s), the balance in your account is less than the appropriate minimum initial investment (see page 46), or if you discontinue an Automatic Investment Plan before your account reaches the \$2,000 minimum initial investment. You would then have 60 days to increase your balance before the Fund would close your account.

In each of the cases described above, the Fund would promptly pay redemption proceeds to the shareholder.

If you have any questions about the material in this Shareholder Guide, please call Investor Services at (800) 221-4268, or contact us at www.royceinvest.com.

This page intentionally left blank

This page intentionally left blank

»GO»
PAPERLESS

Sign up for e-Delivery at
www.royceinvest.com/edelivery



50% post
consumer waste

**More information on The Royce Fund is available
free upon request, including the following:**

Annual/Semiannual Reports

Additional information about a Fund's investments, together with a discussion of market conditions and investment strategies that significantly affected the Fund's performance, is available in the Funds' annual and semiannual reports to shareholders. These reports are also available (without charge) online at www.royceinvest.com/literature and upon request by calling (800) 421-4268.

Statement of Additional Information ("SAI")

The SAI provides more details about The Royce Fund and its policies. A current SAI is available at www.royceinvest.com/literature and upon request by calling (800) 421-4268. It is also on file with the Securities and Exchange Commission ("SEC") and is incorporated by reference into this prospectus (is legally considered part of this prospectus).

To obtain more information:

By Mail: The Royce Funds, 745 Fifth Avenue, New York, NY 10151

By Telephone: (800) 221-4268

Through the Internet: Prospectuses, applications, IRA forms, and additional information are available through our website at www.royceinvest.com/literature.

Text only versions of the Funds' prospectus, SAI, and other documents filed with the SEC can be viewed online or downloaded from www.sec.gov.

You can also obtain copies of documents filed with the SEC by visiting the SEC's Public Reference Room in Washington, DC (telephone (202) 551-8090) or by sending your request and a duplicating fee to the SEC's Public Reference Section, Washington, DC 20549-1520. You may also make your request by e-mail at publicinfo@sec.gov after paying a duplicating fee.

SEC File # 811-03599 ISI-PRO-0521

TheRoyceFunds

