

# Fidelity's Cap Stock Funds

**Fund** **Ticker**  
**Fidelity® Large Cap Stock Fund** FLCSX

**Fidelity® Mid-Cap Stock Fund**  
**Class/Ticker**  
**Fidelity® Mid-Cap Stock Fund** FMCSX

**Fidelity® Small Cap Stock Fund** FSLCX

In this prospectus, the term "shares" (as it relates to a multiple class fund) means the class of shares offered through this prospectus.

## Prospectus

June 29, 2020

Beginning on January 1, 2021, as permitted by regulations adopted by the Securities and Exchange Commission, paper copies of a fund's shareholder reports will no longer be sent by mail, unless you specifically request paper copies of the reports from the fund or from your financial intermediary, such as a financial advisor, broker-dealer or bank. Instead, the reports will be made available on a website, and you will be notified by mail each time a report is posted and provided with a website link to access the report.

If you already elected to receive shareholder reports electronically, you will not be affected by this change and you need not take any action. You may elect to receive shareholder reports and other communications from a fund electronically, by contacting your financial intermediary. For Fidelity customers, visit Fidelity's web site or call Fidelity using the contact information listed below.

You may elect to receive all future reports in paper free of charge. If you wish to continue receiving paper copies of your shareholder reports, you may contact your financial intermediary or, if you are a Fidelity customer, visit Fidelity's website, or call Fidelity at the applicable toll-free number listed below. Your election to receive reports in paper will apply to all funds held with the fund complex/your financial intermediary.

Account Type	Website	Phone Number
Brokerage, Mutual Fund, or Annuity Contracts:	<a href="https://fidelity.com/mailpreferences">fidelity.com/mailpreferences</a>	1-800-343-3548
Employer Provided Retirement Accounts:	<a href="https://netbenefits.fidelity.com/preferences">netbenefits.fidelity.com/preferences</a> (choose 'no' under Required Disclosures to continue to print)	1-800-343-0860
Advisor Sold Accounts Serviced Through Your Financial Intermediary:	Contact Your Financial Intermediary	Your Financial Intermediary's phone number
Advisor Sold Accounts Serviced by Fidelity:	<a href="https://institutional.fidelity.com">institutional.fidelity.com</a>	1-877-208-0098

Like securities of all mutual funds, these securities have not been approved or disapproved by the Securities and Exchange Commission, and the Securities and Exchange Commission has not determined if this prospectus is accurate or complete. Any representation to the contrary is a criminal offense.



# Contents

Fund Summary	<a href="#">Fidelity® Large Cap Stock Fund</a> <a href="#">Fidelity® Mid-Cap Stock Fund</a> <a href="#">Fidelity® Small Cap Stock Fund</a>
Fund Basics	<a href="#">Investment Details</a> <a href="#">Valuing Shares</a>
Shareholder Information	<a href="#">Additional Information about the Purchase and Sale of Shares</a> <a href="#">Exchanging Shares</a> <a href="#">Features and Policies</a> <a href="#">Dividends and Capital Gain Distributions</a> <a href="#">Tax Consequences</a>
Fund Services	<a href="#">Fund Management</a> <a href="#">Fund Distribution</a>
Appendix	<a href="#">Financial Highlights</a> <a href="#">Additional Index Information</a>

## Fund Summary

**Fund:**  
**Fidelity® Large Cap Stock Fund**

## Investment Objective

The fund seeks long-term growth of capital.

## Fee Table

The following table describes the fees and expenses that may be incurred when you buy and hold shares of the fund.

### Shareholder fees

(fees paid directly from your investment)

None

### Annual Operating Expenses

(expenses that you pay each year as a % of the value of your investment)

Management fee (fluctuates based on the fund's performance relative to a securities market index)	0.28%
Distribution and/or Service (12b-1) fees	None
Other expenses	0.19%
<b>Total annual operating expenses</b>	<b>0.47%</b>

This **example** helps compare the cost of investing in the fund with the cost of investing in other funds.

Let's say, hypothetically, that the annual return for shares of the fund is 5% and that your shareholder fees and the annual operating expenses for shares of the fund are exactly as described in the fee table. This example illustrates the effect of fees and expenses, but is not meant to suggest actual or expected fees and expenses or returns, all of which may vary. For every \$10,000 you invested, here's how much you would pay in total expenses if you sell all of your shares at the end of each time period indicated:

1 year	\$48
3 years	\$151
5 years	\$263
10 years	\$591

## Portfolio Turnover

The fund pays transaction costs, such as commissions, when it buys and sells securities (or "turns over" its portfolio). A higher portfolio turnover rate may indicate higher transaction costs and may result in higher taxes when fund shares are held in a taxable account. These costs, which are not reflected in annual operating expenses or in the example, affect the fund's performance. During the most recent fiscal year, the fund's portfolio turnover rate was 32% of the average value of its portfolio.

## Principal Investment Strategies

- Normally investing at least 80% of assets in common stocks of companies with large market capitalizations (which, for purposes of this fund, are those companies with market capitalizations similar to companies in the Russell 1000<sup>®</sup> Index or the S&P 500<sup>®</sup> Index).
- Investing in domestic and foreign issuers.
- Investing in either "growth" stocks or "value" stocks or both.
- Using fundamental analysis of factors such as each issuer's financial condition and industry position, as well as market and economic conditions, to select investments.

## Principal Investment Risks

- **Stock Market Volatility.** Stock markets are volatile and can decline significantly in response to adverse issuer, political, regulatory, market, or economic developments. Different parts of the market, including different market sectors, and different types of securities can react differently to these developments.
- **Foreign Exposure.** Foreign markets can be more volatile than the U.S. market due to increased risks of adverse issuer, political, regulatory, market, or economic developments and can perform differently from the U.S. market.
- **Issuer-Specific Changes.** The value of an individual security or particular type of security can be more volatile than, and can perform differently from, the market as a whole.

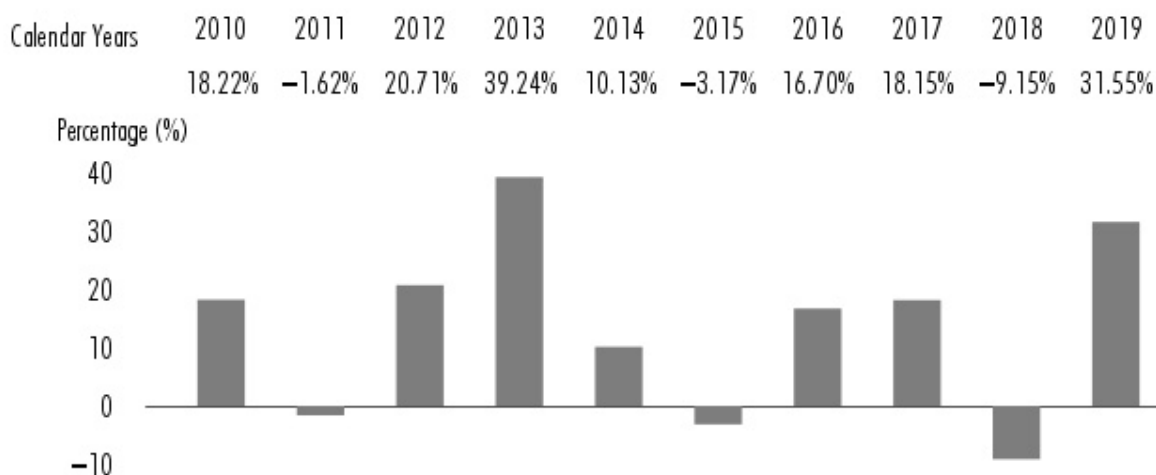
An investment in the fund is not a deposit of a bank and is not insured or guaranteed by the Federal Deposit Insurance Corporation or any other government agency. You could lose money by investing in the fund.

## Performance

The following information is intended to help you understand the risks of investing in the fund. The information illustrates the changes in the performance of the fund's shares from year to year and compares the performance of the fund's shares to the performance of a securities market index over various periods of time. The index description appears in the "Additional Index Information" section of the prospectus. Past performance (before and after taxes) is not an indication of future performance.

Visit [www.fidelity.com](http://www.fidelity.com) for more recent performance information.

## Year-by-Year Returns



During the periods shown in the chart:

Highest Quarter Return

Returns

15.63%

Quarter ended

March 31, 2012

Lowest Quarter Return

(16.29)%

December 31, 2018

Year-to-Date Return

(24.95)%

March 31, 2020

## Average Annual Returns

After-tax returns are calculated using the historical highest individual federal marginal income tax rates, but do not reflect the impact of state or local taxes. Actual after-tax returns may differ depending on your individual circumstances. The after-tax returns shown are not relevant if you hold your shares in a retirement account or in another tax-deferred arrangement, such as an employee benefit plan (profit sharing, 401(k), or 403(b) plan). Return After Taxes on Distributions and Sale of Fund Shares may be higher than other returns for the same period due to a tax benefit of realizing a capital loss upon the sale of fund shares.

For the periods ended December 31, 2019

Fidelity® Large Cap Stock Fund

	Past 1 year	Past 5 years	Past 10 years
Return Before Taxes	31.55%	9.80%	13.14%
Return After Taxes on Distributions	29.82%	8.28%	12.01%
Return After Taxes on Distributions and Sale of Fund Shares	19.77%	7.51%	10.78%
S&P 500® Index	31.49%	11.70%	13.56%
(reflects no deduction for fees, expenses, or taxes)			

## Investment Adviser

Fidelity Management & Research Company LLC (FMR) (the Adviser) is the fund's manager. Other investment advisers serve as sub-advisers for the fund.

## Portfolio Manager(s)

Matthew Fruhan (portfolio manager) has managed the fund since May 2005.

## Purchase and Sale of Shares

You may buy or sell shares through a Fidelity® brokerage or mutual fund account, through a retirement account, or through an investment professional. You may buy or sell shares in various ways:

### Internet

[www.fidelity.com](http://www.fidelity.com)

### Phone

**Fidelity Automated Service Telephone (FAST®) 1-800-544-5555**

**To reach a Fidelity representative 1-800-544-6666**

## Mail

### Additional purchases:

**Fidelity Investments**  
**P.O. Box 770001**  
**Cincinnati, OH 45277-0003**

### Redemptions:

**Fidelity Investments**  
**P.O. Box 770001**  
**Cincinnati, OH 45277-0035**

## TDD- Service for the Deaf and Hearing Impaired

**1-800-544-0118**

The price to buy one share is its net asset value per share (NAV). Shares will be bought at the NAV next calculated after an order is received in proper form.

The price to sell one share is its NAV. Shares will be sold at the NAV next calculated after an order is received in proper form.

The fund is open for business each day the New York Stock Exchange (NYSE) is open.

There is no purchase minimum for fund shares.

## Tax Information

Distributions you receive from the fund are subject to federal income tax and generally will be taxed as ordinary income or capital gains, and may also be subject to state or local taxes, unless you are investing through a tax-advantaged retirement account (in which case you may be taxed later, upon withdrawal of your investment from such account).

## Payments to Broker-Dealers and Other Financial Intermediaries

The fund, the Adviser, Fidelity Distributors Company LLC (FDC), and/or their affiliates may pay intermediaries, which may include banks, broker-dealers, retirement plan sponsors, administrators, or service-providers (who may be affiliated with the Adviser or FDC), for the sale of fund shares and related services. These payments may create a conflict of interest by influencing your intermediary and your investment professional to recommend the fund over another investment. Ask your investment professional or visit your intermediary's web site for more information.

## Fund Summary

### Fund/Class:

**Fidelity® Mid-Cap Stock Fund/Fidelity® Mid-Cap Stock Fund**

## Investment Objective

The fund seeks long-term growth of capital.

## Fee Table

The following table describes the fees and expenses that may be incurred when you buy and hold shares of the fund.

### Shareholder fees

(fees paid directly from your investment)

None

### Annual Operating Expenses

(expenses that you pay each year as a % of the value of your investment)

Management fee (fluctuates based on the fund's performance relative to a securities market index)	0.69%
Distribution and/or Service (12b-1) fees	None
Other expenses	0.17%
Acquired fund fees and expenses	0.06%
<b>Total annual operating expenses<sup>(a)</sup></b>	<b>0.92%</b>

(a) Differs from the ratios of expenses to average net assets in the Financial Highlights section of the prospectus because of acquired fund fees and expenses.

This **example** helps compare the cost of investing in the fund with the cost of investing in other funds.

Let's say, hypothetically, that the annual return for shares of the fund is 5% and that your shareholder fees and the annual operating expenses for shares of the fund are exactly as described in the fee table. This example illustrates the effect of fees and expenses, but is not meant to suggest actual or expected fees and expenses or returns, all of which may vary. For every \$10,000 you invested, here's how much you would pay in total expenses if you sell all of your shares at the end of each time period indicated:

1 year	\$94
3 years	\$293
5 years	\$509
10 years	\$1,131

## Portfolio Turnover

The fund pays transaction costs, such as commissions, when it buys and sells securities (or "turns over" its portfolio). A higher portfolio turnover rate may indicate higher transaction costs and may result in higher taxes when fund shares are held in a taxable account. These costs, which are not reflected in annual operating expenses or in the example, affect the fund's performance. During the most recent fiscal year, the fund's portfolio turnover rate was 36% of the average value of its portfolio.

## Principal Investment Strategies

- Normally investing at least 80% of assets in common stocks of companies with medium market capitalizations (which, for purposes of this fund, are those companies with market capitalizations similar to companies in the Russell Midcap<sup>®</sup> Index or the S&P MidCap 400<sup>®</sup> Index).
- Potentially investing in companies with smaller or larger market capitalizations.
- Investing in domestic and foreign issuers.
- Investing in either "growth" stocks or "value" stocks or both.
- Using fundamental analysis of factors such as each issuer's financial condition and industry position, as well as market and economic conditions, to select investments.

## Principal Investment Risks

- **Stock Market Volatility.** Stock markets are volatile and can decline significantly in response to adverse issuer, political, regulatory, market, or economic developments. Different parts of the market, including different market sectors, and different types of securities can react differently to these developments.
- **Foreign Exposure.** Foreign markets can be more volatile than the U.S. market due to increased risks of adverse issuer, political, regulatory, market, or economic developments and can perform differently from the U.S. market.
- **Issuer-Specific Changes.** The value of an individual security or particular type of security can be more volatile than, and can perform differently from, the market as a whole. The value of securities of smaller issuers can be more volatile than that of larger issuers.
- **Mid Cap Investing.** The value of securities of medium size, less well-known issuers can perform differently from the market as a whole and other types of stocks and can be more volatile than that of larger issuers.

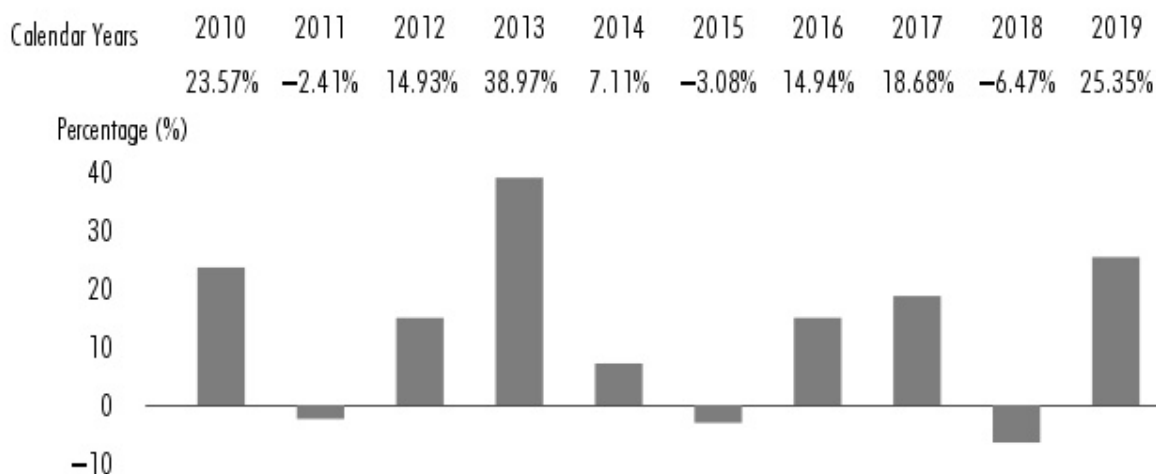
An investment in the fund is not a deposit of a bank and is not insured or guaranteed by the Federal Deposit Insurance Corporation or any other government agency. You could lose money by investing in the fund.

## Performance

The following information is intended to help you understand the risks of investing in the fund. The information illustrates the changes in the performance of the fund's shares from year to year and compares the performance of the fund's shares to the performance of a securities market index over various periods of time. The index description appears in the "Additional Index Information" section of the prospectus. Past performance (before and after taxes) is not an indication of future performance.

Visit [www.fidelity.com](http://www.fidelity.com) for more recent performance information.

### Year-by-Year Returns



During the periods shown in the chart:

Highest Quarter Return

Lowest Quarter Return

Year-to-Date Return

Returns

14.82%

(16.10)%

(28.54)%

Quarter ended

December 31, 2010

September 30, 2011

March 31, 2020

### Average Annual Returns

After-tax returns are calculated using the historical highest individual federal marginal income tax rates, but do not reflect the impact of state or local taxes. Actual after-tax returns may differ depending on your individual circumstances. The after-tax returns shown are not relevant if you hold your shares in a retirement account or in another tax-deferred arrangement, such as an employee benefit plan (profit sharing, 401(k), or 403(b) plan). Return After Taxes on Distributions and Sale of Fund Shares may be higher than other returns for the same period due to a tax benefit of realizing a capital loss upon the sale of fund shares.

For the periods ended December 31, 2019

Fidelity® Mid-Cap Stock Fund

Return Before Taxes

Return After Taxes on Distributions

Return After Taxes on Distributions and Sale of Fund Shares

S&P MidCap 400® Index

(reflects no deduction for fees, expenses, or taxes)

Past 1 year

Past 5 years

Past 10 years

25.35%

23.44%

16.32%

26.20%

9.16%

6.60%

6.81%

9.03%

12.33%

10.48%

9.91%

12.72%

## Investment Adviser

Fidelity Management & Research Company LLC (FMR) (the Adviser) is the fund's manager. Other investment advisers serve as sub-advisers for the fund.

## Portfolio Manager(s)

John Roth (lead portfolio manager) has managed the fund since February 2011.

Nicola Stafford (co-manager) has managed the fund since July 2017.

## Purchase and Sale of Shares

You may buy or sell shares through a Fidelity® brokerage or mutual fund account, through a retirement account, or through an investment professional. You may buy or sell shares in various ways:

### Internet

[www.fidelity.com](http://www.fidelity.com)

### Phone

**Fidelity Automated Service Telephone (FAST®) 1-800-544-5555**

**To reach a Fidelity representative 1-800-544-6666**

### Mail

#### Additional purchases:

**Fidelity Investments  
P.O. Box 770001  
Cincinnati, OH 45277-0003**

#### Redemptions:

**Fidelity Investments  
P.O. Box 770001  
Cincinnati, OH 45277-0035**

### TDD- Service for the Deaf and Hearing Impaired

**1-800-544-0118**

The price to buy one share is its net asset value per share (NAV). Shares will be bought at the NAV next calculated after an order is received in proper form.

The price to sell one share is its NAV. Shares will be sold at the NAV next calculated after an order is received in proper form.

The fund is open for business each day the New York Stock Exchange (NYSE) is open.

There is no purchase minimum for fund shares.

## Tax Information

Distributions you receive from the fund are subject to federal income tax and generally will be taxed as ordinary income or capital gains, and may also be subject to state or local taxes, unless you are investing through a tax-advantaged retirement account (in which case you may be taxed later, upon withdrawal of your investment from such account).

## Payments to Broker-Dealers and Other Financial Intermediaries

The fund, the Adviser, Fidelity Distributors Company LLC (FDC), and/or their affiliates may pay intermediaries, which may include banks, broker-dealers, retirement plan sponsors, administrators, or service-providers (who may be affiliated with the Adviser or FDC), for the sale of fund shares and related services. These payments may create a conflict of interest by influencing your intermediary and your investment professional to recommend the fund over another investment. Ask your investment professional or visit your intermediary's web site for more information.

## Fund Summary



**Fund:**  
**Fidelity® Small Cap Stock Fund**

## Investment Objective

The fund seeks long-term growth of capital.

## Fee Table

The following table describes the fees and expenses that may be incurred when you buy and hold shares of the fund.

### Shareholder fees

(fees paid directly from your investment)

None

### Annual Operating Expenses

(expenses that you pay each year as a % of the value of your investment)

Management fee (fluctuates based on the fund's performance relative to a securities market index)	0.69%
Distribution and/or Service (12b-1) fees	None
Other expenses	0.22%
<b>Total annual operating expenses</b>	<b>0.91%</b>

This **example** helps compare the cost of investing in the fund with the cost of investing in other funds.

Let's say, hypothetically, that the annual return for shares of the fund is 5% and that your shareholder fees and the annual operating expenses for shares of the fund are exactly as described in the fee table. This example illustrates the effect of fees and expenses, but is not meant to suggest actual or expected fees and expenses or returns, all of which may vary. For every \$10,000 you invested, here's how much you would pay in total expenses if you sell all of your shares at the end of each time period indicated:

1 year	\$93
3 years	\$290
5 years	\$504
10 years	\$1,120

### Portfolio Turnover

The fund pays transaction costs, such as commissions, when it buys and sells securities (or "turns over" its portfolio). A higher portfolio turnover rate may indicate higher transaction costs and may result in higher taxes when fund shares are held in a taxable account. These costs, which are not reflected in annual operating expenses or in the example, affect the fund's performance. During the most recent fiscal year, the fund's portfolio turnover rate was 65% of the average value of its portfolio.

## Principal Investment Strategies

- Normally investing at least 80% of assets in common stocks of companies with small market capitalizations (which, for purposes of this fund, are those companies with market capitalizations similar to companies in the Russell 2000® Index or the S&P SmallCap 600® Index).
- Investing in domestic and foreign issuers.
- Investing in either "growth" stocks or "value" stocks or both.
- Using fundamental analysis of factors such as each issuer's financial condition and industry position, as well as market and economic conditions, to select investments.

## Principal Investment Risks

- **Stock Market Volatility.** Stock markets are volatile and can decline significantly in response to adverse issuer, political, regulatory, market, or economic developments. Different parts of the market, including different market sectors, and different types of securities can react differently to these developments.
- **Foreign Exposure.** Foreign markets can be more volatile than the U.S. market due to increased risks of adverse issuer, political, regulatory, market, or economic developments and can perform differently from the U.S. market.
- **Issuer-Specific Changes.** The value of an individual security or particular type of security can be more volatile than, and can perform differently from, the market as a whole.
- **Small Cap Investing.** The value of securities of smaller, less well-known issuers can perform differently from the market as a whole and other types of stocks and can be more volatile than that of larger issuers.

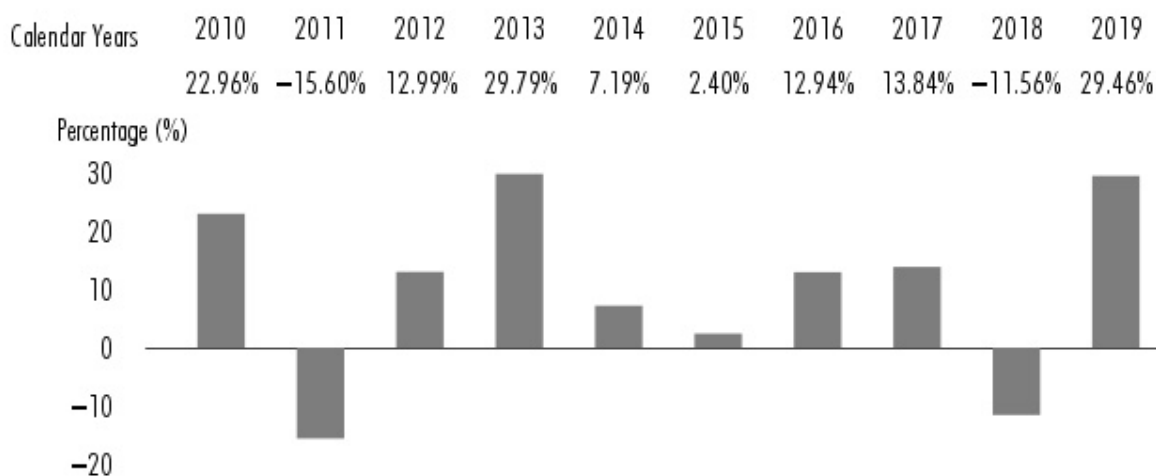
An investment in the fund is not a deposit of a bank and is not insured or guaranteed by the Federal Deposit Insurance Corporation or any other government agency. You could lose money by investing in the fund.

## Performance

The following information is intended to help you understand the risks of investing in the fund. The information illustrates the changes in the performance of the fund's shares from year to year and compares the performance of the fund's shares to the performance of a securities market index over various periods of time. The index description appears in the "Additional Index Information" section of the prospectus. Past performance (before and after taxes) is not an indication of future performance.

Visit [www.fidelity.com](http://www.fidelity.com) for more recent performance information.

### Year-by-Year Returns



During the periods shown in the chart:

Highest Quarter Return

Lowest Quarter Return

Year-to-Date Return

Returns

15.70%

(28.00)%

(33.33)%

Quarter ended

December 31, 2010

September 30, 2011

March 31, 2020

### Average Annual Returns

After-tax returns are calculated using the historical highest individual federal marginal income tax rates, but do not reflect the impact of state or local taxes. Actual after-tax returns may differ depending on your individual circumstances. The after-tax returns shown are not relevant if you hold your shares in a retirement account or in another tax-deferred arrangement, such as an employee benefit plan (profit sharing, 401(k), or 403(b) plan). Return After Taxes on Distributions and Sale of Fund Shares may be higher than other returns for the same period due to a tax benefit of realizing a capital loss upon the sale of fund shares.

For the periods ended December 31, 2019

Fidelity® Small Cap Stock Fund

Past 1 year

Past 5 years

Past 10 years

Return Before Taxes

29.46%

8.55%

9.42%

Return After Taxes on Distributions	29.36%	6.28%	7.48%
Return After Taxes on Distributions and Sale of Fund Shares	17.51%	6.38%	7.31%
Russell 2000® Index (reflects no deduction for fees, expenses, or taxes)	25.52%	8.23%	11.83%

## Investment Adviser

Fidelity Management & Research Company LLC (FMR) (the Adviser) is the fund's manager. Other investment advisers serve as sub-advisers for the fund.

## Portfolio Manager(s)

Kip Johann-Berkel (portfolio manager) has managed the fund since July 2017.

## Purchase and Sale of Shares

You may buy or sell shares through a Fidelity® brokerage or mutual fund account, through a retirement account, or through an investment professional. You may buy or sell shares in various ways:

### Internet

[www.fidelity.com](http://www.fidelity.com)

### Phone

**Fidelity Automated Service Telephone (FAST®) 1-800-544-5555**

**To reach a Fidelity representative 1-800-544-6666**

### Mail

#### Additional purchases:

**Fidelity Investments  
P.O. Box 770001  
Cincinnati, OH 45277-0003**

#### Redemptions:

**Fidelity Investments  
P.O. Box 770001  
Cincinnati, OH 45277-0035**

### TDD- Service for the Deaf and Hearing Impaired

**1-800-544-0118**

The price to buy one share is its net asset value per share (NAV). Shares will be bought at the NAV next calculated after an order is received in proper form.

The price to sell one share is its NAV. Shares will be sold at the NAV next calculated after an order is received in proper form.

The fund is open for business each day the New York Stock Exchange (NYSE) is open.

There is no purchase minimum for fund shares.

## Tax Information

Distributions you receive from the fund are subject to federal income tax and generally will be taxed as ordinary income or capital gains, and may also be subject to state or local taxes, unless you are investing through a tax-advantaged retirement account (in which case you may be taxed later, upon withdrawal of your investment from such account).

## Payments to Broker-Dealers and Other Financial Intermediaries

The fund, the Adviser, Fidelity Distributors Company LLC (FDC), and/or their affiliates may pay intermediaries, which may include banks, broker-dealers, retirement plan sponsors, administrators, or service-providers (who may be affiliated with the Adviser or FDC), for the sale of fund shares and related services. These payments may create a conflict of interest by influencing your intermediary and your investment professional to recommend the fund over another investment. Ask your investment professional or visit your intermediary's web site for more information.

## Fund Basics

### Investment Details

#### *Investment Objective*

**Fidelity® Large Cap Stock Fund** seeks long-term growth of capital.

#### *Principal Investment Strategies*

The Adviser normally invests at least 80% of the fund's assets in common stocks of companies with large market capitalizations. Although a universal definition of large market capitalization companies does not exist, for purposes of this fund, the Adviser generally defines large market capitalization companies as those whose market capitalization is similar to the market capitalization of companies in the Russell 1000® Index or the S&P 500® Index. A company's market capitalization is based on its current market capitalization or its market capitalization at the time of the fund's investment. The size of the companies in each index changes with market conditions and the composition of the index.

The Adviser may invest the fund's assets in securities of foreign issuers in addition to securities of domestic issuers.

The Adviser is not constrained by any particular investment style. At any given time, the Adviser may tend to buy "growth" stocks or "value" stocks, or a combination of both types. In buying and selling securities for the fund, the Adviser relies on fundamental analysis, which involves a bottom-up assessment of a company's potential for success in light of factors including its financial condition, earnings outlook, strategy, management, industry position, and economic and market conditions.

If the Adviser's strategies do not work as intended, the fund may not achieve its objective.

#### *Investment Objective*

**Fidelity® Mid-Cap Stock Fund** seeks long-term growth of capital.

#### *Principal Investment Strategies*

The Adviser normally invests at least 80% of the fund's assets in common stocks of companies with medium market capitalizations. Although a universal definition of medium market capitalization companies does not exist, for purposes of this fund, the Adviser generally defines medium market capitalization companies as those whose market capitalization is similar to the market capitalization of companies in the Russell Midcap® Index or the S&P MidCap 400® Index. A company's market capitalization is based on its current market capitalization or its market capitalization at the time of the fund's investment. The size of the companies in each index changes with market conditions and the composition of the index. The Adviser may also invest the fund's assets in companies with smaller or larger market capitalizations.

The Adviser may invest the fund's assets in securities of foreign issuers in addition to securities of domestic issuers.

The Adviser is not constrained by any particular investment style. At any given time, the Adviser may tend to buy "growth" stocks or "value" stocks, or a combination of both types. In buying and selling securities for the fund, the Adviser relies on fundamental analysis, which involves a bottom-up assessment of a company's potential for success in light of factors including its financial condition, earnings outlook, strategy, management, industry position, and economic and market conditions.

If the Adviser's strategies do not work as intended, the fund may not achieve its objective.

#### *Investment Objective*

**Fidelity® Small Cap Stock Fund** seeks long-term growth of capital.

#### *Principal Investment Strategies*

The Adviser normally invests at least 80% of the fund's assets in common stocks of companies with small market capitalizations. Although a universal definition of small market capitalization companies does not exist, for purposes of this fund, the Adviser generally defines small market capitalization companies as those whose market capitalization is similar to the market capitalization of companies in the Russell 2000<sup>®</sup> Index or the S&P SmallCap 600<sup>®</sup> Index. A company's market capitalization is based on its current market capitalization or its market capitalization at the time of the fund's investment. The size of the companies in each index changes with market conditions and the composition of the index.

The Adviser may invest the fund's assets in securities of foreign issuers in addition to securities of domestic issuers.

The Adviser is not constrained by any particular investment style. At any given time, the Adviser may tend to buy "growth" stocks or "value" stocks, or a combination of both types. In buying and selling securities for the fund, the Adviser relies on fundamental analysis, which involves a bottom-up assessment of a company's potential for success in light of factors including its financial condition, earnings outlook, strategy, management, industry position, and economic and market conditions.

If the Adviser's strategies do not work as intended, the fund may not achieve its objective.

### **Description of Principal Security Types**

*Equity securities* represent an ownership interest, or the right to acquire an ownership interest, in an issuer. Different types of equity securities provide different voting and dividend rights and priority in the event of the bankruptcy of the issuer. Equity securities include common stocks, preferred stocks, convertible securities, and warrants.

### **Principal Investment Risks**

Many factors affect each fund's performance. Developments that disrupt global economies and financial markets, such as pandemics and epidemics, may magnify factors that affect a fund's performance. A fund's share price changes daily based on changes in market conditions and interest rates and in response to other economic, political, or financial developments. A fund's reaction to these developments will be affected by the types of securities in which the fund invests, the financial condition, industry and economic sector, and geographic location of an issuer, and the fund's level of investment in the securities of that issuer. When you sell your shares they may be worth more or less than what you paid for them, which means that you could lose money by investing in a fund.

The following factors can significantly affect a fund's performance:

**Stock Market Volatility.** The value of equity securities fluctuates in response to issuer, political, market, and economic developments. Fluctuations, especially in foreign markets, can be dramatic over the short as well as long term, and different parts of the market, including different market sectors, and different types of equity securities can react differently to these developments. For example, stocks of companies in one sector can react differently from those in another, large cap stocks can react differently from small cap stocks, and "growth" stocks can react differently from "value" stocks. Issuer, political, or economic developments can affect a single issuer, issuers within an industry or economic sector or geographic region, or the market as a whole. Changes in the financial condition of a single issuer can impact the market as a whole. Terrorism and related geo-political risks have led, and may in the future lead, to increased short-term market volatility and may have adverse long-term effects on world economies and markets generally.

**Foreign Exposure.** Foreign securities, foreign currencies, and securities issued by U.S. entities with substantial foreign operations can involve additional risks relating to political, economic, or regulatory conditions in foreign countries. These risks include fluctuations in foreign exchange rates; withholding or other taxes; trading, settlement, custodial, and other operational risks; and the less stringent investor protection and disclosure standards of some foreign markets. All of these factors can make foreign investments, especially those in emerging markets, more volatile and potentially less liquid than U.S. investments. In addition, foreign markets can perform differently from the U.S. market.

Global economies and financial markets are becoming increasingly interconnected, which increases the possibilities that conditions in one country or region might adversely impact issuers or providers in, or foreign exchange rates with, a different country or region.

**Issuer-Specific Changes.** Changes in the financial condition of an issuer or counterparty, changes in specific economic or political conditions that affect a particular type of security or issuer, and changes in general economic or political conditions can increase the risk of default by an issuer or counterparty, which can affect a security's or instrument's value.

**Mid Cap Investing.** The value of securities of medium size, less well-known issuers can be more volatile than that of relatively larger issuers and can react differently to issuer, political, market, and economic developments than the market as a whole and other types of stocks.

**Small Cap Investing.** The value of securities of smaller, less well-known issuers can be more volatile than that of larger issuers and can react differently to issuer, political, market, and economic developments than the market as a whole and other types of stocks.

Smaller issuers can have more limited product lines, markets, and financial resources.

In response to market, economic, political, or other conditions, a fund may temporarily use a different investment strategy for defensive purposes. If the fund does so, different factors could affect its performance and the fund may not achieve its investment objective.

### ***Other Investment Strategies***

In addition to the principal investment strategies discussed above, the Adviser may lend a fund's securities to broker-dealers or other institutions to earn income for the fund.

The Adviser may invest Fidelity® Mid-Cap Stock Fund's assets in securities of private or newly public companies.

The Adviser may also use various techniques, such as buying and selling futures contracts and exchange traded funds, to increase or decrease a fund's exposure to changing security prices or other factors that affect security values.

### ***Fundamental Investment Policies***

The following is fundamental, that is, subject to change only by shareholder approval:

**Fidelity® Mid-Cap Stock Fund** seeks long-term growth of capital.

### ***Shareholder Notice***

The following is subject to change only upon 60 days' prior notice to shareholders:

**Fidelity® Large Cap Stock Fund** normally invests at least 80% of its assets in common stocks of companies with large market capitalizations.

**Fidelity® Mid-Cap Stock Fund** normally invests at least 80% of its assets in common stocks of companies with medium market capitalizations.

**Fidelity® Small Cap Stock Fund** normally invests at least 80% of its assets in common stocks of companies with small market capitalizations.

## **Valuing Shares**

Each fund is open for business each day the NYSE is open.

The NAV is the value of a single share. Fidelity normally calculates NAV as of the close of business of the NYSE, normally 4:00 p.m. Eastern time. Each fund's assets normally are valued as of this time for the purpose of computing NAV. Fidelity calculates NAV separately for each class of shares of a multiple class fund.

NAV is not calculated and a fund will not process purchase and redemption requests submitted on days when the fund is not open for business. The time at which shares are priced and until which purchase and redemption orders are accepted may be changed as permitted by the Securities and Exchange Commission (SEC).

To the extent that a fund's assets are traded in other markets on days when the fund is not open for business, the value of the fund's assets may be affected on those days. In addition, trading in some of a fund's assets may not occur on days when the fund is open for business.

NAV is calculated using the values of other open-end funds, if any, in which a fund invests (referred to as underlying funds). Shares of underlying funds are valued at their respective NAVs. Other assets are valued primarily on the basis of market quotations, official closing prices, or information furnished by a pricing service. Certain short-term securities are valued on the basis of amortized cost. If market quotations, official closing prices, or information furnished by a pricing service are not readily available or, in the Adviser's opinion, are deemed unreliable for a security, then that security will be fair valued in good faith by the Adviser in accordance with applicable fair value pricing policies. For example, if, in the Adviser's opinion, a security's value has been materially affected by events occurring before a fund's pricing time but after the close of the exchange or market on which the security is principally traded, then that security will be fair valued in good faith by the Adviser in accordance with applicable fair value pricing policies. Fair value pricing will be used for high yield debt securities when available pricing information is determined to be stale or for other reasons not to accurately reflect fair value.

Arbitrage opportunities may exist when trading in a portfolio security or securities is halted and does not resume before a fund calculates its NAV. These arbitrage opportunities may enable short-term traders to dilute the NAV of long-term investors. Securities trading in overseas markets present time zone arbitrage opportunities when events affecting portfolio security values occur after the close of the overseas markets but prior to the close of the U.S. market. Fair valuation of a fund's portfolio securities can serve to reduce arbitrage opportunities available to short-term traders, but there is no assurance that fair value pricing policies will prevent dilution of NAV by short-term traders.

Policies regarding excessive trading may not be effective to prevent short-term NAV arbitrage trading, particularly in regard to omnibus accounts.

Fair value pricing is based on subjective judgments and it is possible that the fair value of a security may differ materially from the value that would be realized if the security were sold.

## Shareholder Information

### Additional Information about the Purchase and Sale of Shares

As used in this prospectus, the term "shares" generally refers to the shares offered through this prospectus.

#### General Information

##### Information on Fidelity

Fidelity Investments was established in 1946 to manage one of America's first mutual funds. Today, Fidelity is one of the world's largest providers of financial services.

In addition to its mutual fund business, the company operates one of America's leading brokerage firms, Fidelity Brokerage Services LLC. Fidelity is also a leader in providing tax-advantaged retirement plans for individuals investing on their own or through their employer.

#### Ways to Invest

Subject to the purchase and sale requirements stated in this prospectus, you may buy or sell shares through a Fidelity<sup>®</sup> brokerage account or a Fidelity<sup>®</sup> mutual fund account. If you buy or sell shares (other than by exchange) through a Fidelity<sup>®</sup> brokerage account, your transactions generally involve your Fidelity<sup>®</sup> brokerage core (a settlement vehicle included as part of your Fidelity<sup>®</sup> brokerage account).

If you do not currently have a Fidelity<sup>®</sup> brokerage account or a Fidelity<sup>®</sup> mutual fund account and would like to invest in a fund, you may need to complete an application. For more information about a Fidelity<sup>®</sup> brokerage account or a Fidelity<sup>®</sup> mutual fund account, please visit Fidelity's web site at [www.fidelity.com](http://www.fidelity.com), call 1-800-FIDELITY, or visit a Fidelity Investor Center (call 1-800-544-9797 for the center nearest you).

You may also buy or sell shares through a retirement account (such as an IRA or an account funded through salary deduction) or an investment professional. Retirement specialists are available at 1-800-544-4774 to answer your questions about Fidelity<sup>®</sup> retirement products. If you buy or sell shares through a retirement account or an investment professional, the procedures for buying, selling, and exchanging shares and the account features, policies, and fees may differ from those discussed in this prospectus. Fees in addition to those discussed in this prospectus may apply. For example, you may be charged a transaction fee if you buy or sell shares through a non-Fidelity broker or other investment professional.

#### Information on Placing Orders

You should include the following information with any order:

- Your name
- Your account number
- Type of transaction requested

- Name(s) of fund(s) and class(es)
- Dollar amount or number of shares

Certain methods of contacting Fidelity may be unavailable or delayed (for example, during periods of unusual market activity). In addition, the level and type of service available may be restricted.

## Frequent Purchases and Redemptions

A fund may reject for any reason, or cancel as permitted or required by law, any purchase or exchange, including transactions deemed to represent excessive trading, at any time.

Excessive trading of fund shares can harm shareholders in various ways, including reducing the returns to long-term shareholders by increasing costs to a fund (such as brokerage commissions or spreads paid to dealers who sell money market instruments), disrupting portfolio management strategies, and diluting the value of the shares in cases in which fluctuations in markets are not fully priced into the fund's NAV.

Each fund reserves the right at any time to restrict purchases or exchanges or impose conditions that are more restrictive on excessive trading than those stated in this prospectus.

## Excessive Trading Policy

The Board of Trustees has adopted policies designed to discourage excessive trading of fund shares. Excessive trading activity in a fund is measured by the number of roundtrip transactions in a shareholder's account and each class of a multiple class fund is treated separately. A roundtrip transaction occurs when a shareholder sells fund shares (including exchanges) within 30 days of the purchase date.

Shareholders with two or more roundtrip transactions in a single fund within a rolling 90-day period will be blocked from making additional purchases or exchange purchases of the fund for 85 days. Shareholders with four or more roundtrip transactions across all Fidelity® funds within any rolling 12-month period will be blocked for at least 85 days from additional purchases or exchange purchases across all Fidelity® funds. Any roundtrip within 12 months of the expiration of a multi-fund block will initiate another multi-fund block. Repeat offenders may be subject to long-term or permanent blocks on purchase or exchange purchase transactions in any account under the shareholder's control at any time. In addition to enforcing these roundtrip limitations, the fund may in its discretion restrict, reject, or cancel any purchases or exchanges that, in the Adviser's opinion, may be disruptive to the management of the fund or otherwise not be in the fund's interests.

## Exceptions

The following transactions are exempt from the fund's excessive trading policy described above: (i) transactions of \$1,000 or less, (ii) systematic withdrawal and/or contribution programs, (iii) mandatory retirement distributions, and (iv) transactions initiated by a plan sponsor or sponsors of certain employee benefit plans or other related accounts. In addition, the fund's excessive trading policy does not apply to transactions initiated by the trustee or adviser to a donor-advised charitable gift fund, qualified fund of fund(s), or other strategy funds. A qualified fund of fund(s) is a mutual fund, qualified tuition program, or other strategy fund consisting of qualified plan assets that either applies the fund's excessive trading policies to shareholders at the fund of fund(s) level, or demonstrates that the fund of fund(s) has an investment strategy coupled with policies designed to control frequent trading that are reasonably likely to be effective as determined by the fund's Treasurer.

## Omnibus Accounts

Omnibus accounts, in which shares are held in the name of an intermediary on behalf of multiple investors, are a common form of holding shares among retirement plans and financial intermediaries such as brokers, advisers, and third-party administrators. Individual trades in omnibus accounts are often not disclosed to the fund, making it difficult to determine whether a particular shareholder is engaging in excessive trading. Excessive trading in omnibus accounts is likely to go undetected by the fund and may increase costs to the fund and disrupt its portfolio management.

Under policies adopted by the Board of Trustees, intermediaries will be permitted to apply the fund's excessive trading policy (described above), or their own excessive trading policy if approved by the Adviser. In these cases, the fund will typically not request or receive individual account data but will rely on the intermediary to monitor trading activity in good faith in accordance with its or the fund's policies. Reliance on intermediaries increases the risk that excessive trading may go undetected. For other intermediaries, the fund will generally monitor trading activity at the omnibus account level to attempt to identify disruptive trades. The fund may request transaction information, as frequently as daily, from any intermediary at any time, and may apply the fund's



policy to transactions that exceed thresholds established by the Board of Trustees. The fund may prohibit purchases of fund shares by an intermediary or by some or all of any intermediary's clients. There is no assurance that the Adviser will request data with sufficient frequency to detect or deter excessive trading in omnibus accounts effectively.

If you purchase or sell fund shares through a financial intermediary, you may wish to contact the intermediary to determine the policies applicable to your account.

## **Retirement Plans**

For employer-sponsored retirement plans, only participant directed exchanges count toward the roundtrip limits. Employer-sponsored retirement plan participants whose activity triggers a purchase or exchange block will be permitted one trade every calendar quarter. In the event of a block, employer and participant contributions and loan repayments by the participant may still be invested in the fund.

## **Qualified Wrap Programs**

The fund will monitor aggregate trading activity of adviser transactions to attempt to identify excessive trading in qualified wrap programs, as defined below. Excessive trading by an adviser will lead to fund blocks and the wrap program will lose its qualified status. Transactions of an adviser will not be matched with client-directed transactions unless the wrap program ceases to be a qualified wrap program (but all client-directed transactions will be subject to the fund's excessive trading policy).

A qualified wrap program is: (i) a program whose adviser certifies that it has investment discretion over \$100 million or more in client assets invested in mutual funds at the time of the certification, (ii) a program in which the adviser directs transactions in the accounts participating in the program in concert with changes in a model portfolio, and (iii) managed by an adviser who agrees to give the Adviser sufficient information to permit the Adviser to identify the individual accounts in the wrap program.

## **Other Information about the Excessive Trading Policy**

The fund's Treasurer is authorized to suspend the fund's policies during periods of severe market turbulence or national emergency. The fund reserves the right to modify its policies at any time without prior notice.

The fund does not knowingly accommodate frequent purchases and redemptions of fund shares by investors, except to the extent permitted by the policies described above.

As described in "Valuing Shares," the fund also uses fair value pricing to help reduce arbitrage opportunities available to short-term traders. There is no assurance that the fund's excessive trading policy will be effective, or will successfully detect or deter excessive or disruptive trading.

## **Buying Shares**

### **Eligibility**

Shares are generally available only to investors residing in the United States.

There is no minimum balance or purchase minimum for fund shares.

### **Price to Buy**

The price to buy one share is its NAV. Shares are sold without a sales charge.

Shares will be bought at the NAV next calculated after an order is received in proper form.

Each fund has authorized certain intermediaries to accept orders to buy shares on its behalf. When authorized intermediaries receive an order in proper form, the order is considered as being placed with the fund, and shares will be bought at the NAV next calculated after the order is received by the authorized intermediary. If applicable, orders by funds of funds for which Fidelity serves as investment manager will be treated as received by the fund at the same time that the corresponding orders are received in proper form by the funds of funds.

Each fund may stop offering shares completely or may offer shares only on a limited basis, for a period of time or permanently.

If your payment is not received and collected, your purchase may be canceled and you could be liable for any losses or fees a fund or Fidelity has incurred.

Certain financial institutions that have entered into sales agreements with FDC may enter confirmed purchase orders on behalf of customers by phone, with payment to follow no later than the time when fund shares are priced on the following business day. If payment is not received by that time, the order will be canceled and the financial institution could be held liable for resulting fees or losses.

Under applicable anti-money laundering rules and other regulations, purchase orders may be suspended, restricted, or canceled and the monies may be withheld.

## Selling Shares

The price to sell one share is its NAV.

Shares will be sold at the NAV next calculated after an order is received in proper form. Normally, redemptions will be processed by the next business day, but it may take up to seven days to pay the redemption proceeds if making immediate payment would adversely affect a fund.

Each fund has authorized certain intermediaries to accept orders to sell shares on its behalf. When authorized intermediaries receive an order in proper form, the order is considered as being placed with the fund, and shares will be sold at the NAV next calculated after the order is received by the authorized intermediary. If applicable, orders by funds of funds for which Fidelity serves as investment manager will be treated as received by the fund at the same time that the corresponding orders are received in proper form by the funds of funds.

See "Policies Concerning the Redemption of Fund Shares" below for additional redemption information.

A signature guarantee is designed to protect you and Fidelity from fraud. If you hold your shares in a Fidelity<sup>®</sup> mutual fund account and submit your request to Fidelity by mail, Fidelity may require that your request be made in writing and include a signature guarantee in certain circumstances, such as:

- When you wish to sell more than \$100,000 worth of shares.
- When the address on your account (record address) has changed within the last 15 days or you are requesting that a check be mailed to an address different than the record address.
- When you are requesting that redemption proceeds be paid to someone other than the account owner.
- In certain situations when the redemption proceeds are being transferred to a Fidelity<sup>®</sup> mutual fund account with a different registration.

You should be able to obtain a signature guarantee from a bank, broker (including Fidelity<sup>®</sup> Investor Centers), dealer, credit union (if authorized under state law), securities exchange or association, clearing agency, or savings association. A notary public cannot provide a signature guarantee.

When you place an order to sell shares, note the following:

- Redemption proceeds (other than exchanges) may be delayed until money from prior purchases sufficient to cover your redemption has been received and collected.
- Redemptions may be suspended or payment dates postponed when the NYSE is closed (other than weekends or holidays), when trading on the NYSE is restricted, or as permitted by the SEC.
- Redemption proceeds may be paid in securities or other property rather than in cash if the Adviser determines it is in the best interests of a fund.
- You will not receive interest on amounts represented by uncashed redemption checks.
- If you hold your shares in a Fidelity<sup>®</sup> mutual fund account and your redemption check remains uncashed for six months, the check may be invested in additional shares at the NAV next calculated on the day of the investment.
- Under applicable anti-money laundering rules and other regulations, redemption requests may be suspended, restricted, canceled, or processed and the proceeds may be withheld.

## Policies Concerning the Redemption of Fund Shares

*If your account is held directly with a fund*, the length of time that a fund typically expects to pay redemption proceeds depends on the method you have elected to receive such proceeds. A fund typically expects to make payment of redemption proceeds by wire, automated clearing house (ACH) or by issuing a check by the next business day following receipt of a redemption order in proper form. Proceeds from the periodic and automatic sale of shares of a Fidelity® money market fund that are used to buy shares of another Fidelity® fund are settled simultaneously.

*If your account is held through an intermediary*, the length of time that a fund typically expects to pay redemption proceeds depends, in part, on the terms of the agreement in place between the intermediary and a fund. For redemption proceeds that are paid either directly to you from a fund or to your intermediary for transmittal to you, a fund typically expects to make payments by wire, by ACH or by issuing a check on the next business day following receipt of a redemption order in proper form from the intermediary by a fund. Redemption orders that are processed through investment professionals that utilize the National Securities Clearing Corporation will generally settle one to three business days following receipt of a redemption order in proper form.

As noted elsewhere, payment of redemption proceeds may take longer than the time a fund typically expects and may take up to seven days from the date of receipt of the redemption order as permitted by applicable law.

**Redemption Methods Available.** Generally a fund expects to pay redemption proceeds in cash. To do so, a fund typically expects to satisfy redemption requests either by using available cash (or cash equivalents) or by selling portfolio securities. On a less regular basis, a fund may also satisfy redemption requests by utilizing one or more of the following sources, if permitted: borrowing from another Fidelity® fund; drawing on an available line or lines of credit from a bank or banks; or using reverse repurchase agreements. These methods may be used during both normal and stressed market conditions.

In addition to paying redemption proceeds in cash, a fund reserves the right to pay part or all of your redemption proceeds in readily marketable securities instead of cash (redemption in-kind). Redemption in-kind proceeds will typically be made by delivering the selected securities to the redeeming shareholder within seven days after the receipt of the redemption order in proper form by a fund.

## Exchanging Shares

An exchange involves the redemption of all or a portion of the shares of one fund and the purchase of shares of another fund.

As a shareholder, you have the privilege of exchanging shares for shares of other Fidelity® funds.

However, you should note the following policies and restrictions governing exchanges:

- The exchange limit may be modified for accounts held by certain institutional retirement plans to conform to plan exchange limits and Department of Labor regulations. See your retirement plan materials for further information.
- Each fund may refuse any exchange purchase for any reason. For example, each fund may refuse exchange purchases by any person or group if, in the Adviser's judgment, the fund would be unable to invest the money effectively in accordance with its investment objective and policies, or would otherwise potentially be adversely affected.
- Before any exchange, read the prospectus for the shares you are purchasing, including any purchase and sale requirements.
- The shares you are acquiring by exchange must be available for sale in your state.
- Exchanges may have tax consequences for you.
- If you are exchanging between accounts that are not registered in the same name, address, and taxpayer identification number (TIN), there may be additional requirements.
- Under applicable anti-money laundering rules and other regulations, exchange requests may be suspended, restricted, canceled, or processed and the proceeds may be withheld.

The funds may terminate or modify exchange privileges in the future.

Other funds may have different exchange restrictions and minimums. Check each fund's prospectus for details.

## Features and Policies

## Features

The following features may be available to buy and sell shares of a fund or to move money to and from your account, depending on whether you are investing through a Fidelity® brokerage account or a Fidelity® mutual fund account. Please visit Fidelity's web site at [www.fidelity.com](http://www.fidelity.com) or call 1-800-544-6666 for more information.

---

### Electronic Funds Transfer: electronic money movement through the Automated Clearing House

- To transfer money between a bank account and a Fidelity® brokerage account or Fidelity® mutual fund account.
- You can use electronic funds transfer to:
  - Make periodic (automatic) purchases of Fidelity® fund shares or payments to your Fidelity® brokerage account.
  - Make periodic (automatic) redemptions of Fidelity® fund shares or withdrawals from your Fidelity® brokerage account.

---

### Wire: electronic money movement through the Federal Reserve wire system

- To transfer money between a bank account and a Fidelity® brokerage account or Fidelity® mutual fund account.

---

### Automatic Transactions: periodic (automatic) transactions

- To directly deposit all or a portion of your compensation from your employer (or the U.S. Government, in the case of Social Security) into a Fidelity® brokerage account or Fidelity® mutual fund account.
- To make contributions from a Fidelity® mutual fund account to a Fidelity® mutual fund IRA.
- To sell shares of a Fidelity® money market fund and simultaneously to buy shares of another Fidelity® fund in a Fidelity® mutual fund account.

## Policies

The following apply to you as a shareholder.

**Statements** that Fidelity sends to you, if applicable, include the following:

- Confirmation statements (after transactions affecting your fund balance except, to the extent applicable, reinvestment of distributions in the fund or another fund and certain transactions through automatic investment or withdrawal programs).
- Monthly or quarterly account statements (detailing fund balances and all transactions completed during the prior month or quarter).

Current regulations allow Fidelity to send a single copy of shareholder documents for Fidelity® funds, such as prospectuses, annual and semi-annual reports, and proxy materials, to certain mutual fund customers whom we believe are members of the same family who share the same address. For certain types of accounts, we will not send multiple copies of these documents to you and members of your family who share the same address. Instead, we will send only a single copy of these documents. This will continue for as long as you are a shareholder, unless you notify us otherwise. If at any time you choose to receive individual copies of any documents, please call 1-800-544-8544. We will begin sending individual copies to you within 30 days of receiving your call.

Electronic copies of most financial reports and prospectuses are available at Fidelity's web site. To participate in Fidelity's electronic delivery program, call Fidelity or visit Fidelity's web site for more information.

You may initiate many **transactions by telephone or electronically**. Fidelity will not be responsible for any loss, cost, expense, or other liability resulting from unauthorized transactions if it follows reasonable security procedures designed to verify the identity of the investor. Fidelity will request personalized security codes or other information, and may also record calls. For transactions conducted through the Internet, Fidelity recommends the use of an Internet browser with 128-bit encryption. You should verify the accuracy of your confirmation statements upon receipt and notify Fidelity immediately of any discrepancies in your account activity. If you do not want the ability to sell and exchange by telephone, call Fidelity for instructions.

You may also be asked to provide additional information in order for Fidelity to verify your identity in accordance with requirements under anti-money laundering regulations. Accounts may be restricted and/or closed, and the monies withheld, pending verification of this information or as otherwise required under these and other federal regulations. In addition, each fund reserves the right to involuntarily redeem an account in the case of: (i) actual or suspected threatening conduct or actual or suspected fraudulent, illegal or suspicious activity by the account owner or any other individual associated with the account; or (ii) the failure of the account owner to provide information to the funds related to opening the accounts. Your shares will be sold at the NAV, minus any applicable shareholder fees, calculated on the day Fidelity closes your fund position.

Fidelity may charge a **fee for certain services**, such as providing historical account documents.

## Dividends and Capital Gain Distributions

Each fund earns dividends, interest, and other income from its investments, and distributes this income (less expenses) to shareholders as dividends. Each fund also realizes capital gains from its investments, and distributes these gains (less any losses) to shareholders as capital gain distributions.

Each fund normally pays dividends and capital gain distributions in June and December.

### Distribution Options

When you open an account, specify on your application how you want to receive your distributions. The following distribution options are available:

**1. Reinvestment Option.** Any dividends and capital gain distributions will be automatically reinvested in additional shares. If you do not indicate a choice on your application, you will be assigned this option.

**2. Income-Earned Option.** Any capital gain distributions will be automatically reinvested in additional shares. Any dividends will be paid in cash.

**3. Cash Option.** Any dividends and capital gain distributions will be paid in cash.

**4. Directed Dividends<sup>®</sup> Option.** Any dividends will be automatically invested in shares of another identically registered Fidelity<sup>®</sup> fund. Any capital gain distributions will be automatically invested in shares of another identically registered Fidelity<sup>®</sup> fund, automatically reinvested in additional shares of the fund, or paid in cash.

Not all distribution options may be available for every account and certain restrictions may apply. If the distribution option you prefer is not listed on your account application, or if you want to change your current distribution option, visit Fidelity's web site at [www.fidelity.com](http://www.fidelity.com) or call 1-800-544-6666 for more information.

If you elect to receive distributions paid in cash by check and the U.S. Postal Service does not deliver your checks, your distribution option may be converted to the Reinvestment Option. You will not receive interest on amounts represented by uncashed distribution checks.

If your dividend check(s) remains uncashed for six months, your check(s) may be invested in additional shares at the NAV next calculated on the day of the investment.

## Tax Consequences

As with any investment, your investment in a fund could have tax consequences for you. If you are not investing through a tax-advantaged retirement account, you should consider these tax consequences.

### Taxes on Distributions

Distributions you receive from each fund are subject to federal income tax, and may also be subject to state or local taxes.

For federal tax purposes, certain of each fund's distributions, including dividends and distributions of short-term capital gains, are taxable to you as ordinary income, while certain of each fund's distributions, including distributions of long-term capital gains, are taxable to you generally as capital gains. A percentage of certain distributions of dividends may qualify for taxation at long-term capital gains rates (provided certain holding period requirements are met).

If you buy shares when a fund has realized but not yet distributed income or capital gains, you will be "buying a dividend" by paying the full price for the shares and then receiving a portion of the price back in the form of a taxable distribution.

Any taxable distributions you receive from a fund will normally be taxable to you when you receive them, regardless of your distribution option.

## Taxes on Transactions

Your redemptions, including exchanges, may result in a capital gain or loss for federal tax purposes. A capital gain or loss on your investment in a fund generally is the difference between the cost of your shares and the price you receive when you sell them.

# Fund Services

## Fund Management

Each fund is a mutual fund, an investment that pools shareholders' money and invests it toward a specified goal.

### Adviser

**FMR.** The Adviser is each fund's manager. The address of the Adviser is 245 Summer Street, Boston, Massachusetts 02210.

As of January 1, 2020, the Adviser had approximately \$2.6 trillion in discretionary assets under management, and as of December 31, 2019, approximately \$3.2 trillion when combined with all of its affiliates' assets under management.

As the manager, the Adviser has overall responsibility for directing each fund's investments and handling its business affairs.

### Sub-Adviser(s)

**FMR Investment Management (UK) Limited (FMR UK)**, at 1 St. Martin's Le Grand, London, EC1A 4AS, United Kingdom, serves as a sub-adviser for each fund. As of December 31, 2019, FMR UK had approximately \$23.9 billion in discretionary assets under management. FMR UK may provide investment research and advice on issuers based outside the United States and may also provide investment advisory services for each fund. FMR UK is an affiliate of the Adviser.

**Fidelity Management & Research (Hong Kong) Limited (FMR H.K.)**, at Floor 19, 41 Connaught Road Central, Hong Kong, serves as a sub-adviser for each fund. As of December 31, 2019, FMR H.K. had approximately \$16.5 billion in discretionary assets under management. FMR H.K. may provide investment research and advice on issuers based outside the United States and may also provide investment advisory services for each fund. FMR H.K. is an affiliate of the Adviser.

**Fidelity Management & Research (Japan) Limited (FMR Japan)**, at Kamiyacho Prime Place, 1-17, Toranomon-4-Chome, Minato-ku, Tokyo, Japan, serves as a sub-adviser for each fund. FMR Japan was organized in 2008 to provide investment research and advice on issuers based outside the United States. FMR Japan may provide investment research and advice on issuers based outside the United States and may also provide investment advisory services for each fund. FMR Japan is an affiliate of the Adviser.

### Portfolio Manager(s)

Matthew Fruhan is portfolio manager of Fidelity<sup>®</sup> Large Cap Stock Fund, which he has managed since May 2005. He also manages other funds. Since joining Fidelity Investments in 1995, Mr. Fruhan has worked as a research analyst and portfolio manager.

John Roth is lead portfolio manager of Fidelity<sup>®</sup> Mid-Cap Stock Fund, which he has managed since February 2011. He also manages other funds. Since joining Fidelity Investments in 1998, Mr. Roth has worked as a research analyst and portfolio manager.

Nicola Stafford is co-manager of Fidelity<sup>®</sup> Mid-Cap Stock Fund, which she has managed since July 2017. She also manages other funds. Since joining Fidelity Investments in 2001, Ms. Stafford has worked as a research analyst and portfolio manager.

Kip Johann-Berkel is portfolio manager of Fidelity<sup>®</sup> Small Cap Stock Fund, which he has managed since July 2017. He also manages other funds. Since joining Fidelity Investments in 2008, Mr. Johann-Berkel has worked as a research analyst and portfolio manager.

The statement of additional information (SAI) provides additional information about the compensation of, any other accounts managed by, and any fund shares held by the portfolio manager(s).

From time to time a manager, analyst, or other Fidelity employee may express views regarding a particular company, security, industry, or market sector. The views expressed by any such person are the views of only that individual as of the time expressed and do not necessarily represent the views of Fidelity or any other person in the Fidelity organization. Any such views are subject to change at any time based upon market or other conditions and Fidelity disclaims any responsibility to update such views. These views may not be relied on as investment advice and, because investment decisions for a Fidelity<sup>®</sup> fund are based on numerous factors, may not be relied on as an indication of trading intent on behalf of any Fidelity<sup>®</sup> fund.

## Advisory Fee(s)

Each fund pays a management fee to the Adviser. The management fee is calculated and paid to the Adviser every month. The fee is determined by calculating a basic fee and then applying a performance adjustment. The performance adjustment either increases or decreases the management fee, depending on how well Fidelity<sup>®</sup> Large Cap Stock Fund has performed relative to the S&P 500<sup>®</sup> Index, Fidelity<sup>®</sup> Mid-Cap Stock Fund has performed relative to the S&P MidCap 400<sup>®</sup> Index, or Fidelity<sup>®</sup> Small Cap Stock Fund has performed relative to the Russell 2000<sup>®</sup> Index.

### Management Fee = Basic Fee +/- Performance Adjustment

The basic fee is calculated by adding a group fee rate to an individual fund fee rate, dividing by twelve, and multiplying the result by the fund's average net assets throughout the month.

The group fee rate is based on the average net assets of a group of mutual funds advised by FMR. This rate cannot rise above 0.52%, and it drops as total assets under management increase.

For April 2020, the group fee rate was 0.23% Fidelity<sup>®</sup> Large Cap Stock Fund, Fidelity<sup>®</sup> Mid-Cap Stock Fund, and Fidelity<sup>®</sup> Small Cap Stock Fund. The individual fund fee rate is 0.30% for Fidelity<sup>®</sup> Large Cap Stock Fund and Fidelity<sup>®</sup> Mid-Cap Stock Fund and 0.45% for Fidelity<sup>®</sup> Small Cap Stock Fund.

The basic fee for Fidelity<sup>®</sup> Large Cap Stock Fund, Fidelity<sup>®</sup> Mid-Cap Stock Fund, and Fidelity<sup>®</sup> Small Cap Stock Fund for the fiscal year ended April 30, 2020, was 0.53%, 0.53%, and 0.69%, respectively, of the fund's average net assets.

The performance adjustment rate is calculated monthly by comparing over the performance period Fidelity<sup>®</sup> Large Cap Stock Fund's performance to that of the S&P 500<sup>®</sup> Index, Fidelity<sup>®</sup> Mid-Cap Stock Fund's performance to that of the S&P MidCap 400<sup>®</sup> Index, or Fidelity<sup>®</sup> Small Cap Stock Fund's performance to that of the Russell 2000<sup>®</sup> Index.

For the purposes of calculating the performance adjustment for Fidelity<sup>®</sup> Mid-Cap Stock Fund, the fund's investment performance will be based on the performance of the class of shares of the fund offered through this prospectus. To the extent that other classes of each fund have higher expenses, this could result in those classes bearing a larger positive performance adjustment and smaller negative performance adjustment than would be the case if each class's own performance were considered.

The performance period is the most recent 36 month period.

The maximum annualized performance adjustment rate is  $\pm 0.20\%$  of the fund's average net assets over the performance period. The performance adjustment rate is divided by twelve and multiplied by the fund's average net assets over the performance period, and the resulting dollar amount is then added to or subtracted from the basic fee.

The total management fee, as a percentage of a fund's average net assets, for the fiscal year ended April 30, 2020, for each fund is shown in the following table. Because each fund's management fee rate may fluctuate, a fund's management fee may be higher or lower in the future.

Fidelity <sup>®</sup> Large Cap Stock Fund	0.28%
Fidelity <sup>®</sup> Mid-Cap Stock Fund	0.69%
Fidelity <sup>®</sup> Small Cap Stock Fund	0.69%

The Adviser pays FMR UK, FMR H.K., and FMR Japan for providing sub-advisory services.

The basis for the Board of Trustees approving the management contract and sub-advisory agreements for each fund is available in each fund's annual report for the fiscal period ended April 30, 2020.

From time to time, the Adviser or its affiliates may agree to reimburse or waive certain fund expenses while retaining the ability to be repaid if expenses fall below the specified limit prior to the end of the fiscal year.

Reimbursement or waiver arrangements can decrease expenses and boost performance.

## Fund Distribution

Fidelity® Mid-Cap Stock Fund is composed of multiple classes of shares. All classes of a multiple class fund have a common investment objective and investment portfolio.

FDC distributes each fund's shares.

Intermediaries may receive from the Adviser, FDC, and/or their affiliates compensation for providing recordkeeping and administrative services, as well as other retirement plan expenses, and compensation for services intended to result in the sale of fund shares. These payments are described in more detail in this section and in the SAI.

### Distribution and Service Plan(s)

Each fund has adopted a Distribution and Service Plan pursuant to Rule 12b-1 under the Investment Company Act of 1940 (1940 Act) with respect to its shares that recognizes that the Adviser may use its management fee revenues, as well as its past profits or its resources from any other source, to pay FDC for expenses incurred in connection with providing services intended to result in the sale of shares of each fund and/or shareholder support services. The Adviser, directly or through FDC, may pay significant amounts to intermediaries that provide those services. Currently, the Board of Trustees of each fund has authorized such payments for shares of each fund.

If payments made by the Adviser to FDC or to intermediaries under a Distribution and Service Plan were considered to be paid out of a fund's or class's assets on an ongoing basis, they might increase the cost of your investment and might cost you more than paying other types of sales charges.

From time to time, FDC may offer special promotional programs to investors who purchase shares of Fidelity® funds. For example, FDC may offer merchandise, discounts, vouchers, or similar items to investors who purchase shares of certain Fidelity® funds during certain periods. To determine if you qualify for any such programs, contact Fidelity or visit our web site at [www.fidelity.com](http://www.fidelity.com).

No dealer, sales representative, or any other person has been authorized to give any information or to make any representations, other than those contained in this prospectus and in the related SAI, in connection with the offer contained in this prospectus. If given or made, such other information or representations must not be relied upon as having been authorized by the funds or FDC. This prospectus and the related SAI do not constitute an offer by the funds or by FDC to sell shares of the funds to or to buy shares of the funds from any person to whom it is unlawful to make such offer.

## Appendix

### Financial Highlights

Financial Highlights are intended to help you understand the financial history of fund shares for the past 5 years (or, if shorter, the period of operations). Certain information reflects financial results for a single share. The total returns in the table represent the rate that an investor would have earned (or lost) on an investment in shares (assuming reinvestment of all dividends and distributions). The annual information has been audited by Deloitte & Touche LLP, independent registered public accounting firm, whose reports, along with fund financial statements, are included in the annual report. Annual reports are available for free upon request.

#### Fidelity Large Cap Stock Fund

Years ended April 30, Selected Per-Share Data	2020	2019	2018	2017	2016
Net asset value, beginning of period	\$32.11	\$33.02	\$30.85	\$26.62	\$29.28



Income from Investment Operations					
Net investment income (loss) <sup>A</sup>	.63	.63	.47	.38	.37
Net realized and unrealized gain (loss)	(3.12)	2.17	2.87	4.91	(1.74)
Total from investment operations	(2.49)	2.80	3.34	5.29	(1.37)
Distributions from net investment income	(.62)	(.53) <sup>B</sup>	(.38)	(.41)	(.32)
Distributions from net realized gain	(1.20)	(3.18) <sup>B</sup>	(.79)	(.65)	(.97)
Total distributions	(1.82)	(3.71)	(1.17)	(1.06)	(1.29)
Net asset value, end of period	<u>\$27.80</u>	<u>\$32.11</u>	<u>\$33.02</u>	<u>\$30.85</u>	<u>\$26.62</u>
<b>Total Return<sup>C</sup></b>	(8.41)%	9.57%	10.96%	20.37%	(4.82)%
<b>Ratios to Average Net Assets<sup>D,E</sup></b>					
Expenses before reductions	.47%	.63%	.67%	.62%	.78%
Expenses net of fee waivers, if any	.47%	.63%	.67%	.62%	.77%
Expenses net of all reductions	.47%	.62%	.66%	.62%	.77%
Net investment income (loss)	2.05%	1.96%	1.44%	1.33%	1.38%
<b>Supplemental Data</b>					
Net assets, end of period (in millions)	\$2,173	\$2,796	\$3,864	\$4,656	\$2,580
Portfolio turnover rate <sup>F</sup>	32% <sup>G</sup>	35% <sup>G</sup>	40% <sup>G</sup>	32% <sup>G</sup>	31%

<sup>A</sup> Calculated based on average shares outstanding during the period.

<sup>B</sup> The amounts shown reflect certain reclassifications related to book to tax differences that were made in the year shown.

<sup>C</sup> Total returns would have been lower if certain expenses had not been reduced during the applicable periods shown.

<sup>D</sup> Fees and expenses of any underlying Fidelity Central Funds are not included in the Fund's expense ratio. The Fund indirectly bears its proportionate share of the expenses of any underlying Fidelity Central Funds.

<sup>E</sup> Expense ratios reflect operating expenses of the Fund. Expenses before reductions do not reflect amounts reimbursed by the investment adviser or reductions from brokerage service arrangements or reductions from other expense offset arrangements and do not represent the amount paid by the Fund during periods when reimbursements or reductions occur. Expenses net of fee waivers reflect expenses after reimbursement by the investment adviser but prior to reductions from brokerage service arrangements or other expense offset arrangements. Expenses net of all reductions represent the net expenses paid by the Fund.

<sup>F</sup> Amount does not include the portfolio activity of any underlying Fidelity Central Funds.

<sup>G</sup> Portfolio turnover rate excludes securities received or delivered in-kind.

## Fidelity Mid-Cap Stock Fund

Years ended April 30,	2020	2019	2018	2017	2016
<b>Selected Per-Share Data</b>					
Net asset value, beginning of period	<u>\$35.31</u>	<u>\$38.38</u>	<u>\$36.62</u>	<u>\$34.07</u>	<u>\$40.11</u>
Income from Investment Operations					
Net investment income (loss) <sup>A</sup>	.31	.34	.22	.22	.21
Net realized and unrealized gain (loss)	(4.29)	2.26	4.30	5.19	(1.54)
Total from investment operations	(3.98)	2.60	4.52	5.41	(1.33)
Distributions from net investment income	(.35)	(.29)	(.22)	(.27)	(.22)
Distributions from net realized gain	(2.02)	(5.38)	(2.55)	(2.59)	(4.49)
Total distributions	(2.37)	(5.67)	(2.76) <sup>B</sup>	(2.86)	(4.71)
Redemption fees added to paid in capital <sup>A</sup>	—	—	—	— <sup>C</sup>	— <sup>C</sup>
Net asset value, end of period	<u>\$28.96</u>	<u>\$35.31</u>	<u>\$38.38</u>	<u>\$36.62</u>	<u>\$34.07</u>
<b>Total Return<sup>D</sup></b>	(12.42)%	7.90%	12.66%	16.80%	(3.44)%
<b>Ratios to Average Net Assets<sup>E,F</sup></b>					
Expenses before reductions	.86%	.68%	.61%	.58%	.72%
Expenses net of fee waivers, if any	.86%	.67%	.61%	.58%	.72%
Expenses net of all reductions	.86%	.67%	.61%	.58%	.72%
Net investment income (loss)	.90%	.93%	.58%	.64%	.59%

**Supplemental Data**

Net assets, end of period (in millions)	\$4,125	\$5,373	\$5,629	\$5,622	\$5,136
Portfolio turnover rate <sup>G</sup>	36% <sup>H</sup>	29%	22%	27% <sup>H</sup>	23% <sup>H</sup>

<sup>A</sup> Calculated based on average shares outstanding during the period.

<sup>B</sup> Total distributions of \$2.76 per share is comprised of distributions from net investment income of \$.217 and distributions from net realized gain of \$2.545 per share.

<sup>C</sup> Amount represents less than \$.005 per share.

<sup>D</sup> Total returns would have been lower if certain expenses had not been reduced during the applicable periods shown.

<sup>E</sup> Fees and expenses of any underlying Fidelity Central Funds are not included in the Fund's expense ratio. The Fund indirectly bears its proportionate share of the expenses of any underlying Fidelity Central Funds.

<sup>F</sup> Expense ratios reflect operating expenses of the class. Expenses before reductions do not reflect amounts reimbursed by the investment adviser or reductions from brokerage service arrangements or reductions from other expense offset arrangements and do not represent the amount paid by the class during periods when reimbursements or reductions occur. Expenses net of fee waivers reflect expenses after reimbursement by the investment adviser but prior to reductions from brokerage service arrangements or other expense offset arrangements. Expenses net of all reductions represent the net expenses paid by the class.

<sup>G</sup> Amount does not include the portfolio activity of any underlying Fidelity Central Funds.

<sup>H</sup> Portfolio turnover rate excludes securities received or delivered in-kind.

**Fidelity Small Cap Stock Fund****Years ended April 30,****Selected Per-Share Data**

	2020	2019	2018	2017	2016
Net asset value, beginning of period	\$16.89	\$19.56	\$19.38	\$17.48	\$19.92
Income from Investment Operations					
Net investment income (loss) <sup>A</sup>	.05	.12 <sup>B</sup>	.08 <sup>C</sup>	.03	.03
Net realized and unrealized gain (loss)	(2.88)	.90	1.86	2.60	(.50) <sup>D</sup>
Total from investment operations	(2.83)	1.02	1.94	2.63	(.47)
Distributions from net investment income	(.06)	(.06)	(.07)	— <sup>E</sup>	(.11)
Distributions from net realized gain	—	(3.64)	(1.69)	(.72)	(1.86)
Total distributions	(.06)	(3.69) <sup>F</sup>	(1.76)	(.73) <sup>G</sup>	(1.97)
Redemption fees added to paid in capital <sup>A</sup>	—	—	— <sup>E</sup>	— <sup>E</sup>	— <sup>E</sup>
Net asset value, end of period	\$14.00	\$16.89	\$19.56	\$19.38	\$17.48
<b>Total Return<sup>H</sup></b>	(16.85)%	6.66%	10.39%	15.44%	(2.79)% <sup>D</sup>

**Ratios to Average Net Assets<sup>I,J</sup>**

Expenses before reductions	.91%	.67%	.82%	1.02%	1.00%
Expenses net of fee waivers, if any	.91%	.67%	.82%	1.02%	.99%
Expenses net of all reductions	.90%	.67%	.81%	1.02%	.99%
Net investment income (loss)	.27%	.66% <sup>B</sup>	.39% <sup>C</sup>	.14%	.17%

**Supplemental Data**

Net assets, end of period (in millions)	\$1,097	\$1,515	\$1,595	\$1,777	\$1,956
Portfolio turnover rate <sup>K</sup>	65% <sup>L</sup>	66% <sup>L</sup>	63% <sup>L</sup>	48%	59%

<sup>A</sup> Calculated based on average shares outstanding during the period.

<sup>B</sup> Net investment income per share reflects a large, non-recurring dividend which amounted to \$.04 per share. Excluding this non-recurring dividend, the ratio of net investment income (loss) to average net assets would have been .41%.

<sup>C</sup> Net investment income per share reflects a large, non-recurring dividend which amounted to \$.02 per share. Excluding this non-recurring dividend, the ratio of net investment income (loss) to average net assets would have been .27%.

<sup>D</sup> Net realized and unrealized gain (loss) per share reflects proceeds received from litigation which amounted to \$.03 per share. Excluding these litigation proceeds, the total return would have been (2.96)%.

<sup>E</sup> Amount represents less than \$.005 per share.

<sup>F</sup> Total distributions of \$3.69 per share is comprised of distributions from net investment income of \$.058 and distributions from net realized gain of \$3.636 per share.

<sup>G</sup> Total distributions of \$.73 per share is comprised of distributions from net investment income of \$.003 and distributions from net realized gain of \$.723 per share.

<sup>H</sup> Total returns would have been lower if certain expenses had not been reduced during the applicable periods shown.

<sup>I</sup> Fees and expenses of any underlying Fidelity Central Funds are not included in the Fund's expense ratio. The Fund indirectly bears its proportionate share of the expenses of any underlying Fidelity Central Funds.

<sup>J</sup> Expense ratios reflect operating expenses of the Fund. Expenses before reductions do not reflect amounts reimbursed by the investment adviser or reductions from brokerage service arrangements or reductions from other expense offset arrangements and do not represent the amount paid by the Fund during periods when reimbursements or reductions occur. Expenses net of fee waivers reflect expenses after reimbursement by the investment adviser but prior to reductions from brokerage service arrangements or other expense offset arrangements. Expenses net of all reductions represent the net expenses paid by the Fund.

<sup>K</sup> Amount does not include the portfolio activity of any underlying Fidelity Central Funds.

<sup>L</sup> Portfolio turnover rate excludes securities received or delivered in-kind.

## Additional Index Information

**Russell 2000<sup>®</sup> Index** is a market capitalization-weighted index designed to measure the performance of the small-cap segment of the U.S. equity market. It includes approximately 2,000 of the smallest securities in the Russell 3000<sup>®</sup> Index.

**S&P 500<sup>®</sup> Index** is a market capitalization-weighted index of 500 common stocks chosen for market size, liquidity, and industry group representation to represent U.S. equity performance.

**S&P MidCap 400<sup>®</sup> Index** is a market capitalization-weighted index of 400 mid cap stocks of U.S. companies chosen for market size, liquidity, and industry group representation.

### IMPORTANT INFORMATION ABOUT OPENING A NEW ACCOUNT

To help the government fight the funding of terrorism and money laundering activities, the Uniting and Strengthening America by Providing Appropriate Tools Required to Intercept and Obstruct Terrorism Act of 2001 (USA PATRIOT ACT), requires all financial institutions to obtain, verify, and record information that identifies each person or entity that opens an account.

**For individual investors opening an account:** When you open an account, you will be asked for your name, address, date of birth, and other information that will allow Fidelity to identify you. You may also be asked to provide documents that may help to establish your identity, such as your driver's license.

**For investors other than individuals:** When you open an account, you will be asked for the name of the entity, its principal place of business and taxpayer identification number (TIN). You will be asked to provide information about the entity's control person and beneficial owners, and person(s) with authority over the account, including name, address, date of birth and social security number. You may also be asked to provide documents, such as drivers' licenses, articles of incorporation, trust instruments or partnership agreements and other information that will help Fidelity identify the entity.

You can obtain additional information about the funds. A description of each fund's policies and procedures for disclosing its holdings is available in the funds' SAI and on Fidelity's web sites. The SAI also includes more detailed information about each fund and its investments. The SAI is incorporated herein by reference (legally forms a part of the prospectus). Each fund's annual and semi-annual reports also include additional information. Each fund's annual report includes a discussion of the fund's holdings and recent market conditions and the fund's investment strategies that affected performance.

For a free copy of any of these documents or to request other information or ask questions about a fund, call Fidelity at 1-800-544-8544. In addition, you may visit Fidelity's web site at [www.fidelity.com](http://www.fidelity.com) for a free copy of a prospectus, SAI, or annual or semi-annual report or to request other information.

The SAI, the funds' annual and semi-annual reports and other related materials are available from the Electronic Data Gathering, Analysis, and Retrieval (EDGAR) Database on the SEC's web site (<http://www.sec.gov>). You can obtain copies of this information, after paying a duplicating fee, by sending a request by e-mail to [publicinfo@sec.gov](mailto:publicinfo@sec.gov) or by writing the Public Reference Section of the SEC, Washington, D.C. 20549-1520. You can also review and copy information about the funds, including the funds' SAI, at the SEC's Public Reference Room in Washington, D.C. Call 1-202-551-8090 for information on the operation of the SEC's Public Reference Room.

*Investment Company Act of 1940, File Number, 811-05251*

FDC is a member of the Securities Investor Protection Corporation (SIPC). You may obtain information about SIPC, including the SIPC brochure, by visiting [www.sipc.org](http://www.sipc.org) or calling SIPC at 202-371-8300.

Fidelity, Fidelity Investments & Pyramid Design, FAST, and Directed Dividends are registered service marks of FMR LLC. © 2020 FMR LLC. All rights reserved.

Any third-party marks that may appear above are the marks of their respective owners.

1.704255.123

SML-PRO-0620

---