

Rydex Funds Prospectus

Investor Class and Class H

Ticker Symbol		Fund Name
Rydex Domestic Equity – Broad Market Funds		
Investor Class	Class H	
RYNVX	RYNHX	Nova Fund*
	RYSPX	S&P 500® Fund
RYURX	RYUHX	Inverse S&P 500® Strategy Fund*
	RMQHX	Monthly Rebalance NASDAQ-100® 2x Strategy Fund*
RYOCX	RYHOX	NASDAQ-100® Fund
RYAIX	RYALX	Inverse NASDAQ-100® Strategy Fund*
	RYMDX	Mid-Cap 1.5x Strategy Fund*
	RYMHX	Inverse Mid-Cap Strategy Fund*
	RYMKX	Russell 2000® 1.5x Strategy Fund*
	RYRHX	Russell 2000® Fund
	RYSHX	Inverse Russell 2000® Strategy Fund*
	RYDHX	Dow Jones Industrial Average® Fund
Rydex Domestic Equity – Style Box Funds		
	Class H	
	RYAWX	S&P 500® Pure Growth Fund
	RYZAX	S&P 500® Pure Value Fund
	RYBHX	S&P MidCap 400® Pure Growth Fund
	RYAVX	S&P MidCap 400® Pure Value Fund
	RYWAX	S&P SmallCap 600® Pure Growth Fund
	RYAZX	S&P SmallCap 600® Pure Value Fund
Rydex Sector Funds		
Investor Class	Class H	
RYKIX	RYKAX	Banking Fund
RYBIX	RYBAX	Basic Materials Fund
RYOIX	RYOAX	Biotechnology Fund
RYCIX	RYCAX	Consumer Products Fund
RYSIX	RYSAX	Electronics Fund
RYEIX	RYEAX	Energy Fund
RYVIX	RYVAX	Energy Services Fund
RYFIX	RYFAX	Financial Services Fund
RYHIX	RYHAX	Health Care Fund

Ticker Symbol		Fund Name
Rydex Sector Funds (continued)		
Investor Class	Class H	
RYIIX	RYIAX	Internet Fund
RYLIX	RYLAX	Leisure Fund
RYPMX	RYMPX	Precious Metals Fund
RYRIX	RYRAX	Retailing Fund
RYTIX	RYTAX	Technology Fund
RYMIX	RYMAX	Telecommunications Fund
RYPIX	RYPAX	Transportation Fund
RYUIX	RYAUX	Utilities Fund
Rydex International Equity Funds		
	Class H	
	RYEUX	Europe 1.25x Strategy Fund*
	RYJHX	Japan 2x Strategy Fund*
	RYWVX	Emerging Markets 2x Strategy Fund*
	RYWYX	Inverse Emerging Markets 2x Strategy Fund*
Rydex Specialty Funds		
	Class H	
	RYSBX	Strengthening Dollar 2x Strategy Fund*
	RYWBX	Weakening Dollar 2x Strategy Fund*
	RYHRX	Real Estate Fund
Rydex Fixed Income Funds		
Investor Class	Class H	
RYGBX	RYHBX	Government Long Bond 1.2x Strategy Fund*
RYJUX	RYHJX	Inverse Government Long Bond Strategy Fund*
	RYHGX	High Yield Strategy Fund
	RYIHX	Inverse High Yield Strategy Fund*
	RYGTX	Emerging Markets Bond Strategy Fund
Rydex Money Market Fund		
	Money Market Class	
RYFXX	U.S. Government Money Market Fund	

* For important information regarding the Funds' investment objectives and their use of leverage, please see the following page.

The U.S. Securities and Exchange Commission and the Commodity Futures Trading Commission have not approved or disapproved these securities, or passed upon the accuracy or adequacy of this Prospectus. Any representation to the contrary is a criminal offense.

Beginning on January 1, 2021, paper copies of the Funds' annual and semi-annual shareholder reports will no longer be sent by mail, unless you specifically request paper copies of the reports from a Fund or from your financial intermediary. Instead, the reports will be made available on a website, and you will be notified by mail each time a report is posted and provided with a website link to access the report.

If you already elected to receive shareholder reports electronically, you will not be affected by this change, and you need not take any action. At any time, you may elect to receive reports and other communications from a Fund electronically by calling 800.820.0888, going to GuggenheimInvestments.com/myaccount, or contacting your financial intermediary.

You may elect to receive all future shareholder reports in paper free of charge. If you hold shares of a Fund directly, you can inform the Fund that you wish to receive paper copies of reports by calling 800.820.0888. If you hold shares of a Fund through a financial intermediary, please contact the financial intermediary to make this election. Your election to receive reports in paper will apply to all Guggenheim Funds in which you are invested and may apply to all funds held with your financial intermediary.

* The Funds are very different from most mutual funds in that they seek to provide leveraged, leveraged inverse or inverse investment results. Certain of the Funds seek to provide such investment results on a daily basis and the Monthly Rebalance NASDAQ-100® 2x Strategy Fund seeks to provide such investment results on a calendar month basis. The Inverse Funds pursue investment goals which are inverse to the performance of their respective underlying index and the Leveraged Inverse Funds pursue investment goals which are inverse to 200% of the performance of their respective underlying index, a result opposite of most other mutual funds. The pursuit of such leveraged and inverse investment goals has the following implications: • The Leveraged Funds and Leveraged Inverse Funds are riskier than alternatives that do not use leverage because the performance of an investment in a Leveraged Fund or Leveraged Inverse Fund is magnified. • The effect of leverage on a Fund will generally cause the Fund's performance to not match the performance of the Fund's benchmark over a period of time greater than one day or full calendar month, as applicable. This means that the return of a Fund for a period of longer than a single trading day or full calendar month, as applicable, will be the result of each day's or month's compounded returns over the period, which will very likely differ from the return of the Fund's benchmark for that period. As a consequence, especially in periods of market volatility, the path or trend of the benchmark during the longer period may be at least as important to the Fund's cumulative return for the longer period as the cumulative return of the benchmark for the relevant longer period. Further, the return for investors who invest for a period longer than a single trading day or different than a full calendar month (whether for a period shorter or longer than a full calendar month), as applicable, will not be the product of the return of a Fund's stated investment goal (e.g., 2x) and the cumulative performance of the Fund's benchmark. For the Monthly Rebalance NASDAQ-100® 2x Strategy Fund, which seeks to provide investment results on a calendar month basis, an investor who purchases shares on a day other than the last business day of a calendar month will generally receive more, or less, than the exposure to the underlying index from that point until the end of the calendar month. In addition, for Funds that seek to provide investment results on a daily basis, as a result of compounding, a Fund's performance for periods greater than one day is likely to be either greater than or less than the performance of the Fund's underlying index times the stated multiple in the Fund's investment objective, before accounting for fees and fund expenses. • **The Funds are not suitable for all investors and are designed to be utilized only by sophisticated investors who (a) understand the risks associated with the use of leverage, (b) understand the consequences of seeking daily leveraged investment results, (c) understand the risks of shorting, and (d) intend to actively monitor and manage their investments. Investors who do not understand the Funds or do not intend to actively manage and monitor their investments should not buy shares of the Funds.**

Each Leveraged Fund (except for the Monthly Rebalance NASDAQ-100® 2x Strategy Fund and International Equity Funds) seeks daily exposure to its underlying index equal to or in excess of 120% of its net assets (please see each Leveraged Fund's Summary Section for the specific daily exposure sought, which may be in excess of 120%) while each Leveraged Inverse Fund seeks daily exposure to its underlying index equal to -200% of its net assets. As a consequence, for each Fund the risk of total loss of your investment exists in the event of a movement of the Fund's underlying index in excess of 50% in a direction adverse to the Fund (meaning a decline in the value of the underlying index of a Leveraged Fund and a gain in the value of the underlying index of a Leveraged Inverse Fund). In short, the risk of total loss of your investment exists.

The Monthly Rebalance NASDAQ-100® 2x Strategy Fund does not seek to provide investment results on a daily basis or for periods different than a full calendar month that match the performance of its benchmark, but rather seeks to provide investment results that match the performance of its benchmark on a full calendar month basis. The Fund seeks exposure to its underlying index equal to 200% of its net assets. As a consequence, the risk of total loss of your investment exists in the event of a decline in the value of the Fund's underlying index in excess of 50%. In short, the risk of total loss of your investment exists.

The Europe 1.25x Strategy Fund and the Japan 2x Strategy Fund do not seek to provide investment results on a daily basis that match the performance of a specific benchmark, but rather seek to provide investment results that correlate to the performance of a specific benchmark over time. However, similar to the Leveraged Funds and Leveraged Inverse Funds discussed above, each of the Europe 1.25x Strategy Fund and Japan 2x Strategy Fund seeks exposure to its underlying index equal to 125% and 200% of its net assets, respectively. As a consequence, for the Europe 1.25x Strategy Fund and Japan 2x Strategy Fund, the risk of total loss of your investment exists in the event of a movement of the Fund's underlying index in excess of 50% in a direction adverse to the Fund (meaning a decline in the value of the underlying index of the Fund). In short, the risk of total loss of your investment exists.

There is no assurance that any Fund will achieve its objectives and an investment in a Fund could lose money. No single Fund is a complete investment program.

TABLE OF CONTENTS

FUND SUMMARIES

(Includes Important Information About the Fund (if applicable); Investment Objective; Fees and Expenses of the Fund; Principal Investment Strategies; Principal Risks; Performance Information; Management; Purchase and Sale of Fund Shares; Tax Information; and Payments to Broker-Dealers and Other Financial Intermediaries)

Rydex Domestic Equity—Broad Market Funds

Nova Fund	1
S&P 500 [®] Fund	13
Inverse S&P 500 [®] Strategy Fund	21
Monthly Rebalance NASDAQ-100 [®] 2x Strategy Fund	32
NASDAQ-100 [®] Fund	45
Inverse NASDAQ-100 [®] Strategy Fund	54
Mid-Cap 1.5x Strategy Fund	65
Inverse Mid-Cap Strategy Fund	77
Russell 2000 [®] 1.5x Strategy Fund	89
Russell 2000 [®] Fund	101
Inverse Russell 2000 [®] Strategy Fund	109
Dow Jones Industrial Average [®] Fund	120

Rydex Domestic Equity—Style Box Funds

S&P 500 [®] Pure Growth Fund	130
S&P 500 [®] Pure Value Fund	137
S&P MidCap 400 [®] Pure Growth Fund	144
S&P MidCap 400 [®] Pure Value Fund	151
S&P SmallCap 600 [®] Pure Growth Fund	158
S&P SmallCap 600 [®] Pure Value Fund	165

Rydex Sector Funds

Banking Fund	172
Basic Materials Fund	178
Biotechnology Fund	185
Consumer Products Fund	191
Electronics Fund	197
Energy Fund	204
Energy Services Fund	210
Financial Services Fund	217
Health Care Fund	224
Internet Fund	230
Leisure Fund	237
Precious Metals Fund	244
Retailing Fund	250
Technology Fund	257
Telecommunications Fund	264
Transportation Fund	271
Utilities Fund	278

Rydex International Equity Funds

Europe 1.25x Strategy Fund	284
Japan 2x Strategy Fund	296
Emerging Markets 2x Strategy Fund	308
Inverse Emerging Markets 2x Strategy Fund	320

Rydex Specialty Funds

Strengthening Dollar 2x Strategy Fund	332
Weakening Dollar 2x Strategy Fund	342
Real Estate Fund	352

Rydex Fixed Income Funds

Government Long Bond 1.2x Strategy Fund	358
Inverse Government Long Bond Strategy Fund	368
High Yield Strategy Fund	378
Inverse High Yield Strategy Fund	386
Emerging Markets Bond Strategy Fund	395

Rydex Money Market Fund

U.S. Government Money Market Fund	403
MORE INFORMATION ABOUT THE TRUST AND THE FUNDS	407
MANAGEMENT OF THE FUNDS	446
SHAREHOLDER INFORMATION	449
BUYING, SELLING AND EXCHANGING FUND SHARES	451
BUYING FUND SHARES	454
SELLING FUND SHARES	457
EXCHANGING FUND SHARES	460
ACCOUNT POLICIES	462
DISTRIBUTION AND SHAREHOLDER SERVICES	465
DIVIDENDS AND DISTRIBUTIONS	465
ADDITIONAL TAX INFORMATION	466
FINANCIAL HIGHLIGHTS	469
INDEX PUBLISHERS INFORMATION	541
ADDITIONAL INFORMATION	546

IMPORTANT INFORMATION ABOUT THE FUND

The Nova Fund (the "Fund") is very different from most other mutual funds in that it seeks **daily leveraged** investment results. As a result, the Fund may be riskier than alternatives that do not use leverage because the performance of an investment in the Fund is magnified.

The effect of leverage on the Fund will generally cause the Fund's performance to not match the performance of the Fund's benchmark (as described below) over a period of time greater than a single trading day. This means that the return of the Fund for a period of longer than a single trading day will be the result of each day's compounded returns over the period, which will very likely differ from 150% of the return of the Fund's underlying index (as defined below) for that period. As a consequence, especially in periods of market volatility, the path or trend of the benchmark during the longer period may be at least as important to the Fund's cumulative return for the longer period as the cumulative return of the benchmark for the relevant longer period. Further, the return for investors who invest for a period longer than a single trading day will not be the product of the return of the Fund's stated investment goal (*i.e.*, 1.5x) and the cumulative performance of the benchmark.

The Fund is not suitable for all investors. The Fund should be utilized only by investors who (a) understand the risks associated with the use of leverage, (b) understand the consequences of seeking daily leveraged investment results, and (c) intend to actively monitor and manage their investments. Investors who do not meet these criteria should not buy shares of the Fund. An investment in the Fund is not a complete investment program.

INVESTMENT OBJECTIVE

The Fund seeks to provide investment results that match, before fees and expenses, the performance of a specific benchmark on a daily basis. The Fund's current benchmark is 150% of the performance of the S&P 500® Index (the "underlying index"). The Fund does not seek to achieve its investment objective over a period of time greater than one day.

FEES AND EXPENSES OF THE FUND

This table describes the fees and expenses that you may pay if you buy and hold Investor Class shares or Class H shares of the Fund. You may be required to pay a commission to your financial intermediary for effecting transactions in a class of shares of the Fund without any initial sales charge, contingent deferred sales charge, or other asset-based fee for sales or distribution. These commissions are not reflected in the Fees and Expenses table or expense example below.

	Investor Class	Class H
SHAREHOLDER FEES (<i>fees paid directly from your investment</i>)	N/A	N/A
ANNUAL FUND OPERATING EXPENSES (<i>expenses that you pay each year as a percentage of the value of your investment</i>)		
Management Fees	0.75%	0.75%
Distribution (12b-1) Fees	None%	0.25%
Other Expenses*	0.62%	0.62%
Acquired Fund Fees and Expenses	0.02%	0.02%
Total Annual Fund Operating Expenses**	1.39%	1.64%
Fee Waiver***	-0.01%	-0.01%
Total Annual Fund Operating Expenses After Fee Waiver**	1.38%	1.63%

* "Other Expenses" does not include fees paid to the Fund's swap contract counterparties, or the management fees, performance fees, and expenses of the reference assets or trading vehicles underlying such swap contracts. These fees and expenses, which are not reflected in this Annual Fund Operating Expenses table, are embedded in the returns of the swap contracts (*i.e.*, the fees and expenses reduce the investment returns of the swap contracts) and represent an indirect cost of investing in the Fund.

** The Total Annual Fund Operating Expenses and Total Annual Fund Operating Expenses After Fee Waiver in this fee table may not correlate to the expense ratios in the Fund's financial highlights and financial statements because the financial highlights and financial statements reflect only the operating expenses of the Fund and do not include Acquired Fund Fees and Expenses, which are fees and expenses incurred indirectly by the Fund through its investments in certain underlying investment companies.

*** The Advisor has contractually agreed through August 1, 2021, to waive the amount of the Fund's management fee to the extent necessary to offset the proportionate share of any management fee paid by the Fund with respect to any Fund investment in an underlying fund for which the Advisor or any of its affiliates also serves as investment manager. The agreement may be terminated by the Advisor at the conclusion of any one-year term or by the Fund's Board of Trustees at any time, and when the Advisor ceases to serve as such.

EXAMPLE

This Example is intended to help you compare the cost of investing in the Fund with the cost of investing in other mutual funds.

The Example assumes that you invest \$10,000 in the Fund for the time periods indicated and then redeem all of your shares at the end of those periods. The Example also assumes that your investment has a 5% return each year and that the Fund's operating expenses remain the same. Although your actual costs may be higher or lower, based on these assumptions your costs would be:

	1 Year	3 Years	5 Years	10 Years
Investor Class	\$141	\$439	\$760	\$1,668
Class H	\$166	\$516	\$891	\$1,943

PORTFOLIO TURNOVER

The Fund pays transaction costs, such as commissions, when it buys and sells securities (or "turns over" its portfolio). A higher portfolio turnover rate may indicate higher transaction costs and may result in higher taxes when Fund shares are held in a taxable account. These costs, which are not reflected in the Total Annual Fund Operating Expenses or the Example, affect the Fund's performance. During the most recent fiscal year, the Fund's portfolio turnover rate was 690% of the average value of its portfolio. The Fund's portfolio turnover rate is calculated without regard to cash instruments and most derivatives. If such instruments were included, the Fund's portfolio turnover rate might be significantly higher.

PRINCIPAL INVESTMENT STRATEGIES

The Fund employs as its investment strategy a program of investing in the common stock of companies that are generally within the capitalization range of the underlying index and leveraged derivative instruments, which primarily consist of equity index swaps and swaps on exchange-traded funds ("ETFs"), futures contracts, and options on securities, futures contracts, and stock indices. While the Fund may write (sell) and purchase swaps, it expects primarily to purchase swaps. Swap agreements and futures and options contracts, if used properly, may enable the Fund to meet its objective by increasing the Fund's exposure to the securities included in the underlying index or to securities whose performance is highly correlated to that of the Fund's benchmark. The Advisor attempts to consistently apply leverage to increase the Fund's exposure to 150% of the underlying index, and expects to rebalance the Fund's holdings daily to maintain such exposure. The Fund's use of derivatives and the leveraged investment exposure created by such use are expected to be significant. Certain of the Fund's derivatives investments may be traded in the over-the-counter ("OTC") market.

Investments in derivative instruments, such as futures, options and swap agreements, have the economic effect of creating financial leverage in the Fund's portfolio because such investments may give rise to losses that exceed the amount the Fund has invested in those instruments. Financial leverage will magnify, sometimes significantly, the Fund's exposure to any increase or decrease in prices associated with a particular reference asset resulting in increased volatility in the value of the Fund's portfolio. The value of the Fund's portfolio is likely to experience greater volatility over short-term periods. While such financial leverage has the potential to produce greater gains, it also may result in greater losses, which in some cases may cause the Fund to liquidate other portfolio investments at a loss to comply with limits on leverage and asset segregation requirements imposed by the Investment Company Act of 1940 or to meet redemption requests.

The S&P 500[®] Index is a capitalization-weighted index composed of 500 common stocks, which are chosen by the Standard & Poor's Corporation on a statistical basis, and which generally represent large-capitalization companies with capitalizations ranging from \$2.7 billion to \$1,577.4 billion as of June 30, 2020. To the extent the Fund's underlying index is concentrated in a particular industry the Fund will necessarily be concentrated in that industry. The industries in which the underlying index components, and thus the Fund's investments, may be concentrated will vary as the composition of the underlying index changes over time. While the Fund's sector exposure may vary over time, as of June 30, 2020, the Fund has significant exposure to the Communication Services Sector, Consumer Discretionary Sector, Consumer Staples Sector, Financials Sector, Health Care Sector, Industrials Sector, and Information Technology Sector, as each sector is defined by the Global Industry Classification Standard, a widely recognized industry classification methodology developed by MSCI, Inc. and Standard & Poor's Financial Services LLC.

On a day-to-day basis, the Fund may hold U.S. government securities or cash equivalents. The Fund also may enter into repurchase agreements with counterparties that are deemed to present acceptable credit risks. In an effort to ensure that the Fund is fully invested on a day-to-day basis, the Fund may conduct any necessary trading activity at or just prior to the close of the U.S. financial markets. The Fund is non-diversified and, therefore, may invest a greater percentage of its assets in a particular issuer in comparison to a diversified fund.

The Fund may invest a portion of its assets, and at times, a substantial portion of its assets, in other short-term fixed-income investment companies advised by the Advisor, or an affiliate of the Advisor, for various purposes, including for liquidity management purposes (e.g., to increase yield on liquid investments used to collateralize derivatives positions) or when such investment companies present a more cost-effective investment option than direct investments in the underlying securities. Investments in these investment companies will significantly increase the portfolio's exposure to certain other asset categories, including: (i) a broad range of high yield, high risk debt securities rated below the top four long-term rating categories by a nationally recognized statistical rating organization or, if unrated, determined by the Advisor to be of comparable quality (also known as "junk bonds"); (ii) securities issued by the U.S. government or its agencies and instrumentalities; (iii) collateralized loan obligations ("CLOs"), other asset-backed securities (including mortgage-backed securities) and similarly structured debt investments; and (iv) other short-term fixed income securities. Such investments will expose the Fund to the risks of these asset categories and increases or decreases in the value of these investments may cause the Fund to deviate from its investment objective.

PRINCIPAL RISKS

As with all mutual funds, a shareholder is subject to the risk that his or her investment could lose money. In addition to this risk, the Fund is subject to the principal risks described below.

ASSET-BACKED AND MORTGAGE-BACKED SECURITIES RISK—Through its investments in other investment companies, the Fund may have exposure to asset-backed securities, including mortgage-backed securities and structured finance investments. Investors in these securities generally receive payments that are part interest and part return of principal. These payments may vary based on the rate at which the underlying borrowers pay off their loans. Some asset-backed securities, including mortgage-backed securities, may have structures that make their reaction to interest rates and other factors difficult to predict, making their prices very volatile and they are subject to liquidity risk. The terms of many structured finance investments and other instruments are tied to the London Interbank Offered Rate ("LIBOR"), which functions as a reference rate or benchmark. It is anticipated that LIBOR will be discontinued at the end of 2021, which may cause increased volatility and illiquidity in the markets for instruments with terms tied to LIBOR or other adverse consequences for these instruments. These events may adversely affect the Fund and its investments in such instruments.

CLO RISK—Through its investments in other investment companies, the Fund may have exposure to CLOs. A CLO is a trust typically collateralized by a pool of loans, which may include, among others, domestic and foreign senior secured loans, senior unsecured loans, and subordinate corporate loans, including loans that may be rated below investment grade or equivalent unrated loans. The cash flows from the trust are split into two or more portions, called tranches, varying in risk and yield. CLO tranches can experience substantial losses due to actual defaults, increased sensitivity to defaults due to collateral default and disappearance of protecting tranches, market anticipation of defaults, as well as aversion to CLO securities as a class. The risks of an investment in a CLO depend largely on the type of the collateral securities and the class of the CLO in which the Fund invests.

COMPOUNDING RISK—In addition to the correlation risks described under "Correlation Risk," the Fund's returns are subject to the effects of compounding, which generally will cause the Fund's performance to not correlate to the

performance of the benchmark over periods greater than a single day, before accounting for fees and fund expenses. Compounded returns are the result of reinvesting daily returns over periods greater than a single day. The Fund's compounded returns for periods greater than a single day will be different than the performance of the benchmark over the same period. The effects of compounding on the performance of the Fund will be more pronounced when the underlying index experiences increased volatility, the greater the leverage employed in the Fund, and over longer holding periods.

Compounding affects the performance of all investments over time, but has a more significant effect on a leveraged index fund because the magnified changes in performance produced by the use of leverage lead to greater increases and decreases in the fund's daily returns which are then compounded over time. The effects of compounding, therefore, have a more significant effect on the Fund because it seeks to match a multiple of the performance of the Fund's underlying index on a daily basis.

Fund performance for periods greater than one day can be estimated given any set of assumptions for the following factors: (a) underlying index performance; (b) underlying index volatility; (c) financing rates associated with leverage; (d) other Fund expenses; (e) dividends or interest paid by companies in the underlying index; and (f) period of time. The table below illustrates the impact of two principal factors – volatility and index performance – on Fund performance. The table shows estimated Fund returns for a number of combinations of performance and volatility over a one-year period. Performance shown in the table assumes: (a) no dividends paid by the companies included in the underlying index; (b) no Fund expenses; and (c) a cost of leverage of zero percent. If Fund expenses, including the cost of leverage, were included, the Fund's performance would be lower than shown.

Areas shaded lighter represent those scenarios where the Fund can be expected to return more than 150% of the performance of the underlying index; conversely, areas shaded darker represent those scenarios where the Fund can be expected to return less than 150% of the performance of the underlying index.

Index Performance		Annualized Volatility				
1x	1.5x	10%	25%	50%	75%	100%
-60%	-90%	-75%	-75%	-77%	-79%	-83%
-50%	-75%	-65%	-65%	-68%	-72%	-76%
-40%	-60%	-54%	-55%	-58%	-62%	-68%
-30%	-45%	-42%	-43%	-47%	-52%	-60%
-20%	-30%	-29%	-31%	-34%	-42%	-51%
-10%	-15%	-15%	-17%	-23%	-32%	-41%
0%	0%	0%	-2%	-9%	-19%	-32%
10%	15%	14%	13%	5%	-6%	-21%
20%	30%	31%	29%	19%	9%	-9%
30%	45%	47%	45%	35%	20%	2%
40%	60%	65%	62%	50%	35%	13%
50%	75%	83%	79%	68%	49%	25%
60%	90%	102%	98%	85%	63%	38%

The underlying index's annualized historical volatility rate for the five-year period ended June 30, 2020 is 14.76%. The underlying index's highest one-year volatility rate during the five-year period is 21.88%. The underlying index's annualized performance for the five-year period ended June 30, 2020 is 10.73%.

Historical underlying index volatility and performance are not indications of what the underlying index volatility and performance will be in the future. The table is intended to isolate the effects of the underlying index volatility and index performance on the return of the Fund, and underscore that the Fund is designed as a short-term trading vehicle for investors who intend to actively monitor and manage their portfolios.

CORRELATION RISK—A number of factors may affect the Fund's ability to achieve a high degree of correlation with its benchmark, including instances in which the Fund does not hold or have exposure to each component security of the underlying index and the effect of compounding on the Fund's returns, and there can be no guarantee that the

Fund will achieve a high degree of correlation. Failure to achieve a high degree of correlation may prevent the Fund from achieving its investment objective. The Fund does not attempt to, and should not be expected to, provide returns which are a multiple of the returns of the underlying index for periods other than a single day. The risk of the Fund not achieving its daily investment objective will be more acute when the underlying index has an extreme one-day movement approaching 50%. **In addition, as a result of compounding, the Fund's performance for periods greater than a single day is likely to be either greater than or less than the performance of the underlying index times the stated multiple in the Fund's investment objective, before accounting for Fund fees and expenses.**

COUNTERPARTY CREDIT RISK—The Fund may invest in financial instruments involving counterparties that attempt to gain exposure to a particular group of securities, index or asset class without actually purchasing those securities or investments, or to hedge a position. The Fund's use of such financial instruments, including swap agreements, involves risks that are different from those associated with ordinary portfolio securities transactions. For example, the Fund is exposed to the risk that the counterparty may be unwilling or unable to make timely payments to meet its contractual obligations or may fail to return holdings that are subject to the agreement with the counterparty. If the counterparty becomes bankrupt or defaults on its payment obligations to the Fund, the Fund may not receive the full amount that it is entitled to receive. If this occurs, the value of your shares in the Fund will decrease.

CREDIT RISK—The Fund could lose money if the debt securities or other instruments in which it invests decline in price, or the issuer or guarantor of such instrument fails to pay interest or principal when due because the issuer or guarantor of the instrument experiences an actual or perceived decline in its financial status. Generally, credit risk is increased when a portfolio security is downgraded or the perceived creditworthiness of the issuer or guarantor deteriorates, though the effect of any credit rating downgrade can be uncertain. To the extent the Fund invests in below investment grade instruments, it will be exposed to a greater amount of credit risk than a fund which only invests in investment grade securities. In addition, to the extent the Fund uses credit derivatives, such use will expose it to additional risk in the event that the bonds underlying the derivatives default. The degree of credit risk depends on the issuer's or guarantor's financial condition and on the terms of the instruments.

DERIVATIVES RISK—The Fund's investments in derivatives may pose risks in addition to and greater than those associated with investing directly in securities or other investments, including risks relating to leverage, imperfect correlations with underlying investments or the Fund's other portfolio holdings, high price volatility, lack of availability, counterparty credit, liquidity, valuation and legal restrictions. Their use is a highly specialized activity that involves investment techniques and risks different from those associated with ordinary portfolio securities transactions. If the Advisor is incorrect about its expectations of market conditions, the use of derivatives could also result in a loss, which in some cases may be unlimited. Certain risks are specific to the derivatives in which the Fund invests.

SWAP AGREEMENTS RISK—Swap agreements are contracts among the Fund and a counterparty to exchange the return of the pre-determined underlying investment (such as the rate of return of the underlying index). Swap agreements may be negotiated bilaterally and traded OTC between two parties or, in some instances, must be transacted through a futures commission merchant and cleared through a clearinghouse that serves as a central counterparty. Risks associated with the use of swap agreements are different from those associated with ordinary portfolio securities transactions, due in part to the fact they could be considered illiquid and many swaps trade on the OTC market. Swaps are particularly subject to counterparty credit, correlation, valuation, liquidity and leveraging risks. Certain standardized swaps are subject to mandatory central clearing. Central clearing is expected to reduce counterparty credit risk and increase liquidity, but central clearing does not make swap transactions risk-free.

FUTURES CONTRACTS RISK—Futures contracts are typically exchange-traded contracts that call for the future delivery of an asset at a certain price and date, or cash settlement of the terms of the contract. Risks of futures contracts may be caused by an imperfect correlation between movements in the price of the instruments and the price of the underlying securities. In addition, there is the risk that the Fund may not be able to enter into a closing transaction because of an illiquid market. Exchanges can limit the number of positions that can be held or controlled by the Fund or the Advisor, thus limiting the ability to implement the Fund's strategies. Futures markets are highly volatile and the use of futures may increase the volatility of the Fund's net asset value ("NAV"). Futures also are subject to leverage risks and to liquidity risk.

OPTIONS CONTRACTS RISK—Options or options on futures contracts give the holder of the option the right to buy (or to sell) a position in a security or in a contract to the writer of the option, at a certain price. They are subject to correlation risk because there may be an imperfect correlation between the options and the securities markets that cause a given transaction to fail to achieve its objectives. The successful use of options depends on the Advisor's ability to correctly predict future price fluctuations and the degree of correlation between the options and securities markets. Exchanges can limit the number of positions that can be held or controlled by the Fund or the Advisor, thus limiting the ability to implement the Fund's strategies. Options also are particularly subject to leverage risk and can be subject to liquidity risk.

EARLY CLOSING RISK—The Fund is subject to the risk that unanticipated early closings of securities exchanges and other financial markets may result in the Fund's inability to buy or sell securities or other financial instruments on that day and may cause the Fund to incur substantial trading losses.

EQUITY RISK—The Fund is subject to the risk that the value of the equity securities and equity-based derivatives in the Fund's portfolio will decline due to volatility in the equity market caused by general market and economic conditions, perceptions regarding particular industries represented in the equity market, or factors relating to specific companies to which the Fund has investment exposure.

HIGH YIELD AND UNRATED SECURITIES RISK—The Fund's exposure to higher yielding, below investment grade and unrated high risk debt securities (commonly known as "junk bonds") may present additional risk because these securities may be less liquid and present greater credit risk than investment grade bonds. The price of high yield securities tends to be subject to greater volatility due to issuer-specific operating results and outlook and to real or perceived adverse economic and competitive industry conditions. This exposure may be obtained through investments in other investment companies.

INDUSTRY CONCENTRATION RISK—The Fund may concentrate (*i.e.*, invest more than 25% of its net assets) its investments in a limited number of issuers conducting business in the same industry or group of related industries. To the extent the Fund does so, the Fund is more vulnerable to adverse market, economic, regulatory, political or other developments affecting that industry or group of related industries than a fund that invests its assets more broadly. The industries in which the underlying index components, and thus the Fund's assets, may be concentrated will vary as the composition of the underlying index changes over time.

INTEREST RATE RISK—The market value of fixed income investments and related financial instruments will change in response to interest rate changes. During periods of falling interest rates, the values of fixed income securities generally rise. Conversely, during periods of rising interest rates, the values of such securities generally decline. Securities with greater interest rate sensitivity and longer maturities generally are subject to greater fluctuations in value. The Fund may invest in variable and floating rate securities. Although these instruments are generally less sensitive to interest rate changes than fixed rate instruments, the value of floating rate and variable securities may decline if their interest rates do not rise as quickly, or as much, as general interest rates. Changes in government or central bank policy, including changes in tax policy or changes in a central bank's implementation of specific policy goals, may have a substantial impact on interest rates, and could have an adverse effect on prices for fixed income securities and on the performance of the Fund. In particular, interest rates in the U.S. are at or near historically low levels and as a result, fixed income securities markets may experience heightened levels of interest rate risk. Any unexpected or sudden reversal of the fiscal policy underlying current interest rate levels could adversely affect the value of the Fund. There can be no guarantee that any particular government or central bank policy will be continued, discontinued or changed, nor that any such policy will have the desired effect on interest rates.

INVESTMENT IN INVESTMENT VEHICLES RISK—Investing in other investment vehicles, including ETFs, closed-end funds, affiliated short-term fixed income funds and other mutual funds, subjects the Fund to those risks affecting the investment vehicle, including the possibility that the value of the underlying securities held by the investment vehicle could decrease or the portfolio becomes illiquid. Moreover, the Fund and its shareholders will incur its pro rata share of the underlying vehicles' expenses, which will reduce the Fund's performance. In addition, investments in an ETF are subject to, among other risks, the risk that the ETF's shares may trade at a discount or premium relative to the NAV of the shares and the listing exchange may halt trading of the ETF's shares.

INVESTMENT IN LOANS RISK—Investing in loans involves special types of risks, including credit risk, interest rate risk, counterparty risk and prepayment risk. Loans may offer a fixed or floating interest rate. Loans are often generally

below investment grade and may be unrated. Loans may be difficult to value and some can be subject to liquidity risk.

LARGE-CAPITALIZATION SECURITIES RISK—The Fund is subject to the risk that large-capitalization stocks may underperform other segments of the equity market or the equity market as a whole. Larger, more established companies may be unable to respond quickly to new competitive challenges such as changes in technology and may not be able to attain the high growth rate of smaller companies, especially during extended periods of economic expansion.

LEVERAGING RISK—The Fund achieves leveraged exposure to the underlying index through the use of derivative instruments. The more the Fund invests in leveraged instruments, the more this leverage will magnify any losses on those investments. The Fund's investment in these instruments generally requires a small investment relative to the amount of investment exposure assumed. As a result, such investments may give rise to losses that exceed the amount invested in those instruments. Since the Fund's investment strategy involves consistently applied leverage, the value of the Fund's shares will tend to increase or decrease more than the value of any increase or decrease in the underlying index. Leverage also will have the effect of magnifying tracking error.

LIQUIDITY AND VALUATION RISK—In certain circumstances, it may be difficult for the Fund to purchase and sell a particular investment within a reasonable time at a fair price, or the price at which it has been valued by the Advisor for purposes of the Fund's NAV, causing the Fund to be less liquid. While the Fund intends to invest in liquid securities and financial instruments, under certain market conditions, such as when trading in a particular investment has been halted temporarily by an exchange because the maximum price change of that investment has been realized, it may be difficult or impossible for the Fund to liquidate such investments. In addition, the ability of the Fund to assign an accurate daily value to certain investments may be difficult, and the Advisor may be required to fair value the investments.

MARKET RISK—The market value of the securities and derivatives held by the Fund may fluctuate over time in response to factors affecting individual companies or other factors such as changing economic, political or financial markets.

NON-DIVERSIFICATION RISK—The Fund is considered non-diversified and can invest a greater portion of its assets in securities of individual issuers than a diversified fund. As a result, changes in the market value of a single issuer's securities could cause greater fluctuations in the value of Fund shares than would occur in a diversified fund. The Fund may become diversified for periods of time solely as a result of changes in the composition of the underlying index (e.g., changes in the relative market capitalization or weights of one or more index component stocks).

OTC TRADING RISK—Certain of the derivatives in which the Fund may invest may be traded (and privately negotiated) in the OTC market. While the OTC derivatives market is the primary trading venue for many derivatives, it is largely unregulated and provides for less transparency than a national securities or commodities exchange. As a result and similar to other privately negotiated contracts, the Fund is subject to counterparty credit risk with respect to such derivatives contracts.

PASSIVE INVESTMENT RISK—The Fund is not actively managed and the Advisor does not attempt to take defensive positions in declining markets. Therefore, the Fund may be subject to greater losses in a declining market than a fund that is actively managed.

PORTFOLIO TURNOVER RISK—Periodic rebalancing of the Fund's holdings pursuant to its daily investment objective may lead to a greater number of portfolio transactions in the Fund than experienced by other mutual funds. Such frequent and active trading may lead to significantly higher transaction costs because of increased broker commissions associated with such transactions.

PREPAYMENT AND EXTENSION RISK—Prepayment risk is the risk that the principal on mortgage-backed securities, other asset-backed securities or any debt security with an embedded call option may be prepaid at any time, which could reduce the security's yield and market value. In the case of prepayment risk, if the investment is converted, prepaid or redeemed before maturity, the portfolio manager may not be able to invest the proceeds in other investments providing as high a level of income, resulting in a reduced yield to the Fund. The rate of prepayments tends to increase as interest rates fall, which could cause the average maturity of the portfolio to shorten. Conversely, extension risk is the risk that an unexpected rise in interest rates will extend the life of a mortgage- or asset-backed

security beyond the prepayment time. If the Fund's investments are locked in at a lower interest rate for a longer period of time, the portfolio manager may be unable to capitalize on securities with higher interest rates or wider spreads.

REGULATORY AND LEGAL RISK—U.S. and non-U.S. governmental agencies and other regulators regularly implement additional regulations and legislators pass new laws that affect the investments held by the Fund, the strategies used by the Fund or the level of regulation or taxation applying to the Fund (such as regulations related to investments in derivatives and other transactions). These regulations and laws impact the investment strategies, performance, costs and operations of the Fund or taxation of shareholders.

REPURCHASE AGREEMENT RISK—The Fund's investment in repurchase agreements may be subject to market and credit risk with respect to the collateral securing the repurchase agreements. Investments in repurchase agreements also may be subject to the risk that the market value of the underlying obligations may decline prior to the expiration of the repurchase agreement term.

SECTOR RISK—The Fund is subject to the Sector Risks described below.

Communication Services Sector Risk. The Fund's investments are exposed to issuers conducting business in the Communication Services Sector. The Communication Services Sector includes companies that facilitate communication and offer related content and information through various mediums. It includes telecom and media & entertainment companies including producers of interactive gaming products and companies engaged in content and information creation or distribution through proprietary platforms. The Fund is subject to the risk that the securities of such issuers will underperform the market as a whole due to legislative or regulatory changes, adverse market conditions and/or increased competition affecting the Communication Services Sector. The performance of companies operating in the Communication Services Sector has historically been closely tied to the performance of the overall economy, and also is affected by economic growth, consumer confidence, attitudes and spending. Increased sensitivity to short product cycles and aggressive pricing, challenges in bringing products to market and changes in demographics and consumer tastes also can affect the demand for, and success of, communication services products and services in the marketplace.

Consumer Discretionary Sector Risk. The Fund's investments are exposed to issuers conducting business in the Consumer Discretionary Sector. The manufacturing segment of the Consumer Discretionary Sector includes automotive, household durable goods, leisure equipment and textiles and apparel. The services segment includes hotels, restaurants and other leisure facilities, media production and services, and consumer retailing and services. The Fund is subject to the risk that the securities of such issuers will underperform the market as a whole due to legislative or regulatory changes, adverse market conditions and/or increased competition affecting the Consumer Discretionary Sector. The performance of companies operating in the Consumer Discretionary Sector has historically been closely tied to the performance of the overall economy, and also is affected by economic growth, consumer confidence, attitudes and spending. Changes in demographics and consumer tastes also can affect the demand for, and success of, consumer products and services in the marketplace. Moreover, the Consumer Discretionary Sector encompasses those businesses that tend to be the most sensitive to economic cycles.

Consumer Staples Sector Risk. The Fund's investments are exposed to issuers conducting business in the Consumer Staples Sector. The Consumer Staples Sector includes manufacturers and distributors of food, beverages and tobacco and producers of non-durable household goods and personal products. It also includes food and drug retailing companies as well as hypermarkets and consumer super centers. The Fund is subject to the risk that the securities of such issuers will underperform the market as a whole due to legislative or regulatory changes, adverse market conditions and/or increased competition affecting the Consumer Staples Sector. The performance of companies operating in the Consumer Staples Sector has historically been closely tied to the performance of the overall economy, and also is affected by consumer confidence, demands and preferences, and spending. In addition, companies in the Consumer Staples Sector may be subject to risks pertaining to the supply of, demand for, and prices of raw materials.

Financials Sector Risk. The Fund's investments are exposed to issuers conducting business in the Financials Sector. The Financials Sector includes companies involved in banking, thrifts and mortgage finance,

specialized finance, consumer finance, asset management and custody banks, investment banking and brokerage, and insurance. It also includes the Financial Exchanges & Data and Mortgage Real Estate Investment Trusts (REITs) sub-industries. Certain Financials Sector issuers serve as counterparties with which the Fund may enter into derivatives agreements or other similar contractual arrangements. The Fund is subject to the risk that the securities of such issuers will underperform the market as a whole due to legislative or regulatory changes, adverse market conditions and/or increased competition affecting the Financials Sector, which may adversely affect a company's ability to fulfill its obligations as a financial counterparty. Companies operating in the Financials Sector are subject to extensive government regulation, which may limit the financial commitments they can make and the interest rates and fees they can charge. Profitability is largely dependent on the availability and cost of capital funds, and may fluctuate significantly when interest rates change or due to increased competition.

Health Care Sector Risk. The Fund's investments are exposed to issuers conducting business in the Health Care Sector. The Health Care Sector includes health care providers and services, companies that manufacture and distribute health care equipment and supplies, and health care technology companies. It also includes companies involved in the research, development, production and marketing of pharmaceuticals and biotechnology products. The Fund is subject to the risk that the securities of such issuers will underperform the market as a whole due to legislative or regulatory changes, adverse market conditions and/or increased competition affecting the Health Care Sector. The prices of the securities of companies operating in the Health Care Sector are closely tied to government regulation and approval of their products and services, which can have a significant effect on the price and availability of those products and services.

Industrials Sector Risk. The Fund's investments are exposed to issuers conducting business in the Industrials Sector. The Industrials Sector includes manufacturers and distributors of capital goods such as aerospace and defense, building projects, electrical equipment and machinery, and companies that offer construction and engineering services. It also includes providers of commercial and professional services including printing, environmental and facilities services, office services and supplies, security and alarm services, human resource and employment services, and research and consulting services. It also includes companies that provide transportation services. The Fund is subject to the risk that the securities of such issuers will underperform the market as a whole due to legislative or regulatory changes, adverse market conditions and/or increased competition affecting the Industrials Sector. The prices of the securities of companies operating in the Industrials Sector may fluctuate due to the level and volatility of commodity prices, the exchange value of the dollar, import controls, worldwide competition, liability for environmental damage, depletion of resources, and mandated expenditures for safety and pollution control devices.

Information Technology Sector Risk. The Fund's investments are exposed to issuers conducting business in the Information Technology Sector. The Information Technology Sector includes companies that offer software and information technology services, manufacturers and distributors of technology hardware and equipment such as communications equipment, cellular phones, computers and peripherals, electronic equipment and related instruments and semiconductors. The Fund is subject to the risk that the securities of such issuers will underperform the market as a whole due to legislative or regulatory changes, adverse market conditions and/or increased competition affecting the Information Technology Sector. The prices of the securities of companies operating in the Information Technology Sector are closely tied to market competition, increased sensitivity to short product cycles and aggressive pricing, and problems with bringing products to market.

SHAREHOLDER TRADING RISK—The Fund may be used as a tool for certain investors that employ trading strategies involving frequent trading. Such trading strategies may lead to increased portfolio turnover in the Fund, higher transaction costs, and the possibility of increased short-term capital gains (which will be taxable to shareholders as ordinary income when distributed to them) and/or long-term capital gains. Large movements of assets into and out of the Fund due to active or frequent trading also may adversely affect the Fund's ability to achieve its investment objective.

TEMPORARY DEFENSIVE INVESTMENT RISK—The Advisor generally does not attempt to take defensive positions in the Fund in declining markets. Therefore, the Fund may be subject to greater losses in a declining market than a fund that does take defensive positions in declining markets.

TRACKING ERROR RISK—The Advisor may not be able to cause the Fund's performance to match that of the Fund's benchmark, either on a daily or aggregate basis. Factors such as Fund expenses, imperfect correlation between the Fund's investments and those of the underlying index, rounding of share prices, changes to the composition of the underlying index, regulatory policies, high portfolio turnover rate, and the use of leverage all contribute to tracking error. Tracking error may cause the Fund's performance to be less than you expect.

TRADING HALT RISK—The Fund typically will hold futures contracts and short-term options. The major exchanges on which these contracts are traded, such as the Chicago Mercantile Exchange, have established limits on how much the trading price of a futures contract or option may decline over various time periods within a day, and may halt trading in a contract that exceeds such limits. If a trading halt occurs, the Fund may temporarily be unable to purchase or sell certain securities, futures contracts or options. Such a trading halt near the time the Fund prices its shares may limit the Fund's ability to use leverage and fully invest its assets, which could increase tracking error and adversely affect performance, and may prevent the Fund from achieving its investment objective.

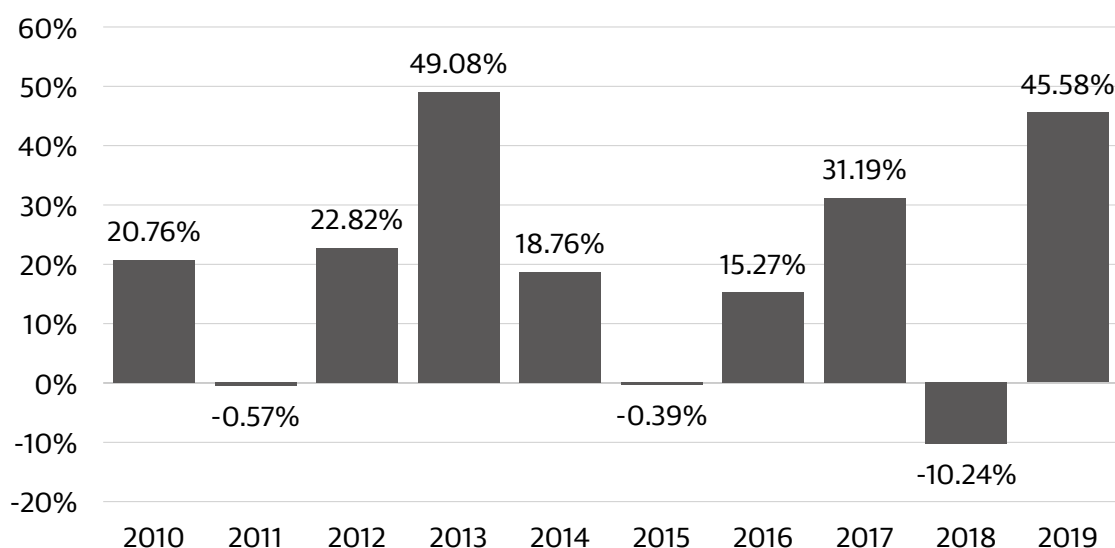
U.S. GOVERNMENT SECURITIES RISK—U.S. government securities may or may not be backed by the full faith and credit of the U.S. government. The value of U.S. government securities will fluctuate and such securities are subject to the risks associated with fixed-income and debt securities, particularly interest rate and credit risk.

PERFORMANCE INFORMATION

The following bar chart shows the performance of the Investor Class shares of the Fund from year to year. The variability of performance over time provides an indication of the risks of investing in the Fund. The following tables show the performance of the Investor Class shares and Class H shares of the Fund as an average over different periods of time in comparison to the performance of a broad-based market index. The figures in the bar chart and tables assume the reinvestment of dividends and capital gains distributions. Of course, this past performance (before and after taxes) does not necessarily indicate how the Fund will perform in the future.

Updated performance information is available on the Fund's website at www.guggenheiminvestments.com or by calling 800.820.0888.

The performance information shown below for Investor Class shares is based on a calendar year. The year-to-date return for the period from January 1, 2020 through June 30, 2020 is -10.45%.



Highest Quarter Return
Q1 2019 20.08%

Lowest Quarter Return
Q3 2011 -21.47%

AVERAGE ANNUAL TOTAL RETURN (for periods ended December 31, 2019)

The after-tax returns presented in the table below are calculated using highest historical individual federal marginal income tax rates and do not reflect the impact of state and local taxes. Your actual after-tax returns will depend on your specific tax situation and may differ from those shown below. After-tax returns are not relevant to investors who hold shares of the Fund through tax-deferred arrangements, such as 401(k) plans or individual retirement accounts.

Investor Class	Past 1 Year	Past 5 Years	Past 10 Years
Return Before Taxes	45.58%	14.50%	17.78%
Return After Taxes on Distributions	45.58%	14.23%	17.63%
Return After Taxes on Distributions and Sale of Fund Shares	26.98%	11.54%	15.21%
S&P 500® Index (reflects no deduction for fees, expenses or taxes)	31.49%	11.70%	13.56%

Class H	Past 1 Year	Past 5 Years	Since Inception (9/18/2014)
Return Before Taxes	45.25%	14.25%	14.21%
Return After Taxes on Distributions	45.25%	13.95%	13.92%
Return After Taxes on Distributions and Sale of Fund Shares	26.79%	11.31%	11.32%
S&P 500® Index (reflects no deduction for fees, expenses or taxes)	31.49%	11.70%	11.64%

MANAGEMENT

INVESTMENT ADVISOR

Security Investors, LLC, which operates under the name Guggenheim Investments, serves as the investment adviser of the Fund.

PORTFOLIO MANAGERS

- **Michael P. Byrum**, CFA, Senior Vice President. Mr. Byrum has been associated with the Advisor since 1993.
- **Ryan A. Harder**, CFA, Portfolio Manager. Mr. Harder has been associated with the Advisor since 2004.

PURCHASE AND SALE OF FUND SHARES

The minimum initial investment amounts and minimum account balance requirements for Investor Class and Class H accounts held through a third party (e.g., a brokerage account) are typically:

- \$1,000 for retirement accounts
- \$2,500 for all other accounts

Investor Class and Class H accounts opened through a financial intermediary (non-direct) will be subject to your financial intermediary's minimum initial investment amount and account balance requirements, which may be different than the amounts above.

Investor Class and Class H accounts held directly at Guggenheim Investments (other than those that are managed by financial professionals) are subject to a minimum initial investment and account balance of \$5,000 (including retirement accounts).

Direct accounts managed by financial professionals are not subject to minimum initial investment and minimum account balance requirements.

There are no minimum amounts for subsequent investments in the Fund except for subsequent investments made via Automated Clearing House ("ACH").

The Fund reserves the right to modify its minimum account balance requirements at any time, with or without prior notice to you.

The Fund redeems its shares continuously and investors may sell their shares back to the Fund on any day that the New York Stock Exchange (the "NYSE") is open for business (a "Business Day"). You will ordinarily submit your transaction order through your financial intermediary or other securities dealers through which you opened your shareholder account or through Guggenheim Investments directly. The Fund also offers you the option to send redemption orders to Guggenheim Investments by mail, fax or telephone.

TAX INFORMATION

Fund distributions are generally taxable as ordinary income, qualified dividend income, or capital gains (or a combination thereof), unless your investment is in an IRA or other tax-advantaged retirement account. Investments through a tax-advantaged retirement account may be subject to taxation upon withdrawal.

PAYMENTS TO BROKER-DEALERS AND OTHER FINANCIAL INTERMEDIARIES

If you purchase the Fund through a broker-dealer or other financial intermediary (such as a bank), the Fund and its related companies may pay the intermediary for the sale of Fund shares and related services. These payments may create a conflict of interest by influencing the broker-dealer or other intermediary and your sales person to recommend the Fund over another investment. Ask your sales person or visit your financial intermediary's website for more information.

S&P 500[®] FUND

INVESTMENT OBJECTIVE

The S&P 500[®] Fund (the "Fund") seeks to provide investment results that match, before fees and expenses, the performance of a specific benchmark on a daily basis. The Fund's current benchmark is the S&P 500[®] Index (the "underlying index").

FEES AND EXPENSES OF THE FUND

This table describes the fees and expenses that you may pay if you buy and hold Class H shares of the Fund.

SHAREHOLDER FEES <i>(fees paid directly from your investment)</i>	N/A
ANNUAL FUND OPERATING EXPENSES <i>(expenses that you pay each year as a percentage of the value of your investment)</i>	
Management Fees	0.75%
Distribution (12b-1) Fees	0.25%
Other Expenses*	0.68%
Total Annual Fund Operating Expenses	1.68%

- * "Other Expenses" does not include fees paid to the Fund's swap contract counterparties, or the management fees, performance fees, and expenses of the reference assets or trading vehicles underlying such swap contracts. These fees and expenses, which are not reflected in this Annual Fund Operating Expenses table, are embedded in the returns of the swap contracts (i.e., the fees and expenses reduce the investment returns of the swap contracts) and represent an indirect cost of investing in the Fund.

EXAMPLE

This Example is intended to help you compare the cost of investing in the Fund with the cost of investing in other mutual funds.

The Example assumes that you invest \$10,000 in the Fund for the time periods indicated and then redeem all of your shares at the end of those periods. The Example also assumes that your investment has a 5% return each year and that the Fund's operating expenses remain the same. Although your actual costs may be higher or lower, based on these assumptions your costs would be:

1 Year	3 Years	5 Years	10 Years
\$171	\$530	\$913	\$1,987

PORTFOLIO TURNOVER

The Fund pays transaction costs, such as commissions, when it buys and sells securities (or "turns over" its portfolio). A higher portfolio turnover rate may indicate higher transaction costs and may result in higher taxes when Fund shares are held in a taxable account. These costs, which are not reflected in the Total Annual Fund Operating Expenses or the Example, affect the Fund's performance. During the most recent fiscal year, the Fund's portfolio turnover rate was 227% of the average value of its portfolio. The Fund's portfolio turnover rate is calculated without regard to cash instruments and most derivatives. If such instruments were included, the Fund's portfolio turnover rate might be significantly higher.

PRINCIPAL INVESTMENT STRATEGIES

The Fund employs as its investment strategy a program of investing in the common stock of companies that are generally within the capitalization range of the underlying index and derivative instruments, which primarily consist of equity index swaps and swaps on exchange-traded funds ("ETFs"), futures contracts, and options on securities, futures contracts, and stock indices. While the Fund may write (sell) and purchase swaps, it expects primarily to purchase swaps. Swap agreements and futures and options contracts enable the Fund to pursue its objective without investing directly in the securities included in the underlying index, or in the same proportion that those securities are represented in the underlying index. Certain of the Fund's derivatives investments may be traded in the over-the-

counter ("OTC") market. Under normal circumstances, the Fund will invest at least 80% of its net assets, plus any borrowings for investment purposes, in securities of companies in the underlying index and derivatives and other instruments whose performance is expected to correspond to that of the underlying index.

Investments in derivative instruments, such as futures, options and swap agreements, have the economic effect of creating financial leverage in the Fund's portfolio because such investments may give rise to losses that exceed the amount the Fund has invested in those instruments. Financial leverage will magnify, sometimes significantly, the Fund's exposure to any increase or decrease in prices associated with a particular reference asset resulting in increased volatility in the value of the Fund's portfolio. The value of the Fund's portfolio is likely to experience greater volatility over short-term periods. While such financial leverage has the potential to produce greater gains, it also may result in greater losses, which in some cases may cause the Fund to liquidate other portfolio investments at a loss to comply with limits on leverage and asset segregation requirements imposed by the Investment Company Act of 1940 or to meet redemption requests.

The S&P 500[®] Index is a capitalization-weighted index composed of 500 common stocks, which are chosen by the Standard & Poor's Corporation on a statistical basis, and which generally represent large-capitalization companies with capitalizations ranging from \$2.7 billion to \$1,577.4 billion as of June 30, 2020. To the extent the Fund's underlying index is concentrated in a particular industry the Fund will necessarily be concentrated in that industry. The industries in which the underlying index components, and thus the Fund's investments, may be concentrated will vary as the composition of the underlying index changes over time. While the Fund's sector exposure may vary over time, as of June 30, 2020, the Fund has significant exposure to the Communication Services Sector, Consumer Discretionary Sector, Financials Sector, Health Care Sector, and Information Technology Sector, as each sector is defined by the Global Industry Classification Standard, a widely recognized industry classification methodology developed by MSCI, Inc. and Standard & Poor's Financial Services LLC.

On a day-to-day basis, the Fund may hold short-term U.S. government securities or cash equivalents. The Fund also may enter into repurchase agreements with counterparties that are deemed to present acceptable credit risks. In an effort to ensure that the Fund is fully invested on a day-to-day basis, the Fund may conduct any necessary trading activity at or just prior to the close of the U.S. financial markets. The Fund is non-diversified and, therefore, may invest a greater percentage of its assets in a particular issuer in comparison to a diversified fund.

PRINCIPAL RISKS

As with all mutual funds, a shareholder is subject to the risk that his or her investment could lose money. In addition to this risk, the Fund is subject to the principal risks described below.

COUNTERPARTY CREDIT RISK—The Fund may invest in financial instruments involving counterparties that attempt to gain exposure to a particular group of securities, index or asset class without actually purchasing those securities or investments, or to hedge a position. The Fund's use of such financial instruments, including swap agreements, involves risks that are different from those associated with ordinary portfolio securities transactions. For example, the Fund is exposed to the risk that the counterparty may be unwilling or unable to make timely payments to meet its contractual obligations or may fail to return holdings that are subject to the agreement with the counterparty. If the counterparty becomes bankrupt or defaults on its payment obligations to the Fund, the Fund may not receive the full amount that it is entitled to receive. If this occurs, the value of your shares in the Fund will decrease.

CREDIT RISK—The Fund could lose money if the debt securities or other instruments in which it invests decline in price, or the issuer or guarantor of such instrument fails to pay interest or principal when due because the issuer or guarantor of the instrument experiences an actual or perceived decline in its financial status. Generally, credit risk is increased when a portfolio security is downgraded or the perceived creditworthiness of the issuer or guarantor deteriorates, though the effect of any credit rating downgrade can be uncertain. To the extent the Fund invests in below investment grade instruments, it will be exposed to a greater amount of credit risk than a fund which only invests in investment grade securities. In addition, to the extent the Fund uses credit derivatives, such use will expose it to additional risk in the event that the bonds underlying the derivatives default. The degree of credit risk depends on the issuer's or guarantor's financial condition and on the terms of the instruments.

DERIVATIVES RISK—The Fund's investments in derivatives may pose risks in addition to and greater than those associated with investing directly in securities or other investments, including risks relating to leverage, imperfect correlations with underlying investments or the Fund's other portfolio holdings, high price volatility, lack of

availability, counterparty credit, liquidity, valuation and legal restrictions. Their use is a highly specialized activity that involves investment techniques and risks different from those associated with ordinary portfolio securities transactions. If the Advisor is incorrect about its expectations of market conditions, the use of derivatives could also result in a loss, which in some cases may be unlimited. Certain risks are specific to the derivatives in which the Fund invests.

SWAP AGREEMENTS RISK—Swap agreements are contracts among the Fund and a counterparty to exchange the return of the pre-determined underlying investment (such as the rate of return of the underlying index). Swap agreements may be negotiated bilaterally and traded OTC between two parties or, in some instances, must be transacted through a futures commission merchant and cleared through a clearinghouse that serves as a central counterparty. Risks associated with the use of swap agreements are different from those associated with ordinary portfolio securities transactions, due in part to the fact they could be considered illiquid and many swaps trade on the OTC market. Swaps are particularly subject to counterparty credit, correlation, valuation, liquidity and leveraging risks. Certain standardized swaps are subject to mandatory central clearing. Central clearing is expected to reduce counterparty credit risk and increase liquidity, but central clearing does not make swap transactions risk-free.

FUTURES CONTRACTS RISK—Futures contracts are typically exchange-traded contracts that call for the future delivery of an asset at a certain price and date, or cash settlement of the terms of the contract. Risks of futures contracts may be caused by an imperfect correlation between movements in the price of the instruments and the price of the underlying securities. In addition, there is the risk that the Fund may not be able to enter into a closing transaction because of an illiquid market. Exchanges can limit the number of positions that can be held or controlled by the Fund or the Advisor, thus limiting the ability to implement the Fund's strategies. Futures markets are highly volatile and the use of futures may increase the volatility of the Fund's net asset value ("NAV"). Futures also are subject to leverage risks and to liquidity risk.

OPTIONS CONTRACTS RISK—Options or options on futures contracts give the holder of the option the right to buy (or to sell) a position in a security or in a contract to the writer of the option, at a certain price. They are subject to correlation risk because there may be an imperfect correlation between the options and the securities markets that cause a given transaction to fail to achieve its objectives. The successful use of options depends on the Advisor's ability to correctly predict future price fluctuations and the degree of correlation between the options and securities markets. Exchanges can limit the number of positions that can be held or controlled by the Fund or the Advisor, thus limiting the ability to implement the Fund's strategies. Options also are particularly subject to leverage risk and can be subject to liquidity risk.

EARLY CLOSING RISK—The Fund is subject to the risk that unanticipated early closings of securities exchanges and other financial markets may result in the Fund's inability to buy or sell securities or other financial instruments on that day and may cause the Fund to incur substantial trading losses.

EQUITY RISK—The Fund is subject to the risk that the value of the equity securities and equity-based derivatives in the Fund's portfolio will decline due to volatility in the equity market caused by general market and economic conditions, perceptions regarding particular industries represented in the equity market, or factors relating to specific companies to which the Fund has investment exposure.

INDUSTRY CONCENTRATION RISK—The Fund may concentrate (*i.e.*, invest more than 25% of its net assets) its investments in a limited number of issuers conducting business in the same industry or group of related industries. To the extent the Fund does so, the Fund is more vulnerable to adverse market, economic, regulatory, political or other developments affecting that industry or group of related industries than a fund that invests its assets more broadly. The industries in which the underlying index components, and thus the Fund's assets, may be concentrated will vary as the composition of the underlying index changes over time.

INTEREST RATE RISK—The market value of fixed income investments and related financial instruments will change in response to interest rate changes. During periods of falling interest rates, the values of fixed income securities generally rise. Conversely, during periods of rising interest rates, the values of such securities generally decline. Securities with greater interest rate sensitivity and longer maturities generally are subject to greater fluctuations in value. The Fund may invest in variable and floating rate securities. Although these instruments are generally less sensitive to interest rate changes than fixed rate instruments, the value of floating rate and variable securities may

decline if their interest rates do not rise as quickly, or as much, as general interest rates. Changes in government or central bank policy, including changes in tax policy or changes in a central bank's implementation of specific policy goals, may have a substantial impact on interest rates, and could have an adverse effect on prices for fixed income securities and on the performance of the Fund. In particular, interest rates in the U.S. are at or near historically low levels and as a result, fixed income securities markets may experience heightened levels of interest rate risk. Any unexpected or sudden reversal of the fiscal policy underlying current interest rate levels could adversely affect the value of the Fund. There can be no guarantee that any particular government or central bank policy will be continued, discontinued or changed, nor that any such policy will have the desired effect on interest rates.

LARGE-CAPITALIZATION SECURITIES RISK—The Fund is subject to the risk that large-capitalization stocks may underperform other segments of the equity market or the equity market as a whole. Larger, more established companies may be unable to respond quickly to new competitive challenges such as changes in technology and may not be able to attain the high growth rate of smaller companies, especially during extended periods of economic expansion.

LIQUIDITY AND VALUATION RISK—In certain circumstances, it may be difficult for the Fund to purchase and sell a particular investment within a reasonable time at a fair price, or the price at which it has been valued by the Advisor for purposes of the Fund's NAV, causing the Fund to be less liquid. While the Fund intends to invest in liquid securities and financial instruments, under certain market conditions, such as when trading in a particular investment has been halted temporarily by an exchange because the maximum price change of that investment has been realized, it may be difficult or impossible for the Fund to liquidate such investments. In addition, the ability of the Fund to assign an accurate daily value to certain investments may be difficult, and the Advisor may be required to fair value the investments.

MARKET RISK—The market value of the securities and derivatives held by the Fund may fluctuate over time in response to factors affecting individual companies or other factors such as changing economic, political or financial markets.

NON-DIVERSIFICATION RISK—The Fund is considered non-diversified and can invest a greater portion of its assets in securities of individual issuers than a diversified fund. As a result, changes in the market value of a single issuer's securities could cause greater fluctuations in the value of Fund shares than would occur in a diversified fund. The Fund may become diversified for periods of time solely as a result of changes in the composition of the underlying index (e.g., changes in the relative market capitalization or weights of one or more index component stocks).

OTC TRADING RISK—Certain of the derivatives in which the Fund may invest may be traded (and privately negotiated) in the OTC market. While the OTC derivatives market is the primary trading venue for many derivatives, it is largely unregulated and provides for less transparency than a national securities or commodities exchange. As a result and similar to other privately negotiated contracts, the Fund is subject to counterparty credit risk with respect to such derivatives contracts.

PASSIVE INVESTMENT RISK—The Fund is not actively managed and the Advisor does not attempt to take defensive positions in declining markets. Therefore, the Fund may be subject to greater losses in a declining market than a fund that is actively managed.

PORTFOLIO TURNOVER RISK—Periodic rebalancing of the Fund's holdings pursuant to its daily investment objective may lead to a greater number of portfolio transactions in the Fund than experienced by other mutual funds. Such frequent and active trading may lead to significantly higher transaction costs because of increased broker commissions associated with such transactions.

REGULATORY AND LEGAL RISK—U.S. and non-U.S. governmental agencies and other regulators regularly implement additional regulations and legislators pass new laws that affect the investments held by the Fund, the strategies used by the Fund or the level of regulation or taxation applying to the Fund (such as regulations related to investments in derivatives and other transactions). These regulations and laws impact the investment strategies, performance, costs and operations of the Fund or taxation of shareholders.

REPURCHASE AGREEMENT RISK—The Fund's investment in repurchase agreements may be subject to market and credit risk with respect to the collateral securing the repurchase agreements. Investments in repurchase agreements

also may be subject to the risk that the market value of the underlying obligations may decline prior to the expiration of the repurchase agreement term.

SECTOR RISK—The Fund is subject to the Sector Risks described below.

Communication Services Sector Risk. The Fund's investments are exposed to issuers conducting business in the Communication Services Sector. The Communication Services Sector includes companies that facilitate communication and offer related content and information through various mediums. It includes telecom and media & entertainment companies including producers of interactive gaming products and companies engaged in content and information creation or distribution through proprietary platforms. The Fund is subject to the risk that the securities of such issuers will underperform the market as a whole due to legislative or regulatory changes, adverse market conditions and/or increased competition affecting the Communication Services Sector. The performance of companies operating in the Communication Services Sector has historically been closely tied to the performance of the overall economy, and also is affected by economic growth, consumer confidence, attitudes and spending. Increased sensitivity to short product cycles and aggressive pricing, challenges in bringing products to market and changes in demographics and consumer tastes also can affect the demand for, and success of, communication services products and services in the marketplace.

Consumer Discretionary Sector Risk. The Fund's investments are exposed to issuers conducting business in the Consumer Discretionary Sector. The manufacturing segment of the Consumer Discretionary Sector includes automotive, household durable goods, leisure equipment and textiles and apparel. The services segment includes hotels, restaurants and other leisure facilities, media production and services, and consumer retailing and services. The Fund is subject to the risk that the securities of such issuers will underperform the market as a whole due to legislative or regulatory changes, adverse market conditions and/or increased competition affecting the Consumer Discretionary Sector. The performance of companies operating in the Consumer Discretionary Sector has historically been closely tied to the performance of the overall economy, and also is affected by economic growth, consumer confidence, attitudes and spending. Changes in demographics and consumer tastes also can affect the demand for, and success of, consumer products and services in the marketplace. Moreover, the Consumer Discretionary Sector encompasses those businesses that tend to be the most sensitive to economic cycles.

Financials Sector Risk. The Fund's investments are exposed to issuers conducting business in the Financials Sector. The Financials Sector includes companies involved in banking, thrifts and mortgage finance, specialized finance, consumer finance, asset management and custody banks, investment banking and brokerage, and insurance. It also includes the Financial Exchanges & Data and Mortgage Real Estate Investment Trusts (REITs) sub-industries. Certain Financials Sector issuers serve as counterparties with which the Fund may enter into derivatives agreements or other similar contractual arrangements. The Fund is subject to the risk that the securities of such issuers will underperform the market as a whole due to legislative or regulatory changes, adverse market conditions and/or increased competition affecting the Financials Sector, which may adversely affect a company's ability to fulfill its obligations as a financial counterparty. Companies operating in the Financials Sector are subject to extensive government regulation, which may limit the financial commitments they can make and the interest rates and fees they can charge. Profitability is largely dependent on the availability and cost of capital funds, and may fluctuate significantly when interest rates change or due to increased competition.

Health Care Sector Risk. The Fund's investments are exposed to issuers conducting business in the Health Care Sector. The Health Care Sector includes health care providers and services, companies that manufacture and distribute health care equipment and supplies, and health care technology companies. It also includes companies involved in the research, development, production and marketing of pharmaceuticals and biotechnology products. The Fund is subject to the risk that the securities of such issuers will underperform the market as a whole due to legislative or regulatory changes, adverse market conditions and/or increased competition affecting the Health Care Sector. The prices of the securities of companies operating in the Health Care Sector are closely tied to government regulation and approval of their products and services, which can have a significant effect on the price and availability of those products and services.

Information Technology Sector Risk. The Fund's investments are exposed to issuers conducting business in the Information Technology Sector. The Information Technology Sector includes companies that offer software and information technology services, manufacturers and distributors of technology hardware and equipment such as communications equipment, cellular phones, computers and peripherals, electronic equipment and related instruments and semiconductors. The Fund is subject to the risk that the securities of such issuers will underperform the market as a whole due to legislative or regulatory changes, adverse market conditions and/or increased competition affecting the Information Technology Sector. The prices of the securities of companies operating in the Information Technology Sector are closely tied to market competition, increased sensitivity to short product cycles and aggressive pricing, and problems with bringing products to market.

SHAREHOLDER TRADING RISK—The Fund may be used as a tool for certain investors that employ trading strategies involving frequent trading. Such trading strategies may lead to increased portfolio turnover in the Fund, higher transaction costs, and the possibility of increased short-term capital gains (which will be taxable to shareholders as ordinary income when distributed to them) and/or long-term capital gains. Large movements of assets into and out of the Fund due to active or frequent trading also may adversely affect the Fund's ability to achieve its investment objective.

TEMPORARY DEFENSIVE INVESTMENT RISK—The Advisor generally does not attempt to take defensive positions in the Fund in declining markets. Therefore, the Fund may be subject to greater losses in a declining market than a fund that does take defensive positions in declining markets.

TRACKING ERROR RISK—The Advisor may not be able to cause the Fund's performance to match that of the Fund's benchmark, either on a daily or aggregate basis. Factors such as Fund expenses, imperfect correlation between the Fund's investments and those of the underlying index, rounding of share prices, changes to the composition of the underlying index, regulatory policies, and high portfolio turnover rate all contribute to tracking error. Tracking error may cause the Fund's performance to be less than you expect.

TRADING HALT RISK—The Fund typically will hold futures contracts and short-term options. The major exchanges on which these contracts are traded, such as the Chicago Mercantile Exchange, have established limits on how much the trading price of a futures contract or option may decline over various time periods within a day, and may halt trading in a contract that exceeds such limits. If a trading halt occurs, the Fund may temporarily be unable to purchase or sell certain securities, futures contracts or options. Such a trading halt near the time the Fund prices its shares may limit the Fund's ability to fully invest its assets, which could increase tracking error and adversely affect performance, and may prevent the Fund from achieving its investment objective.

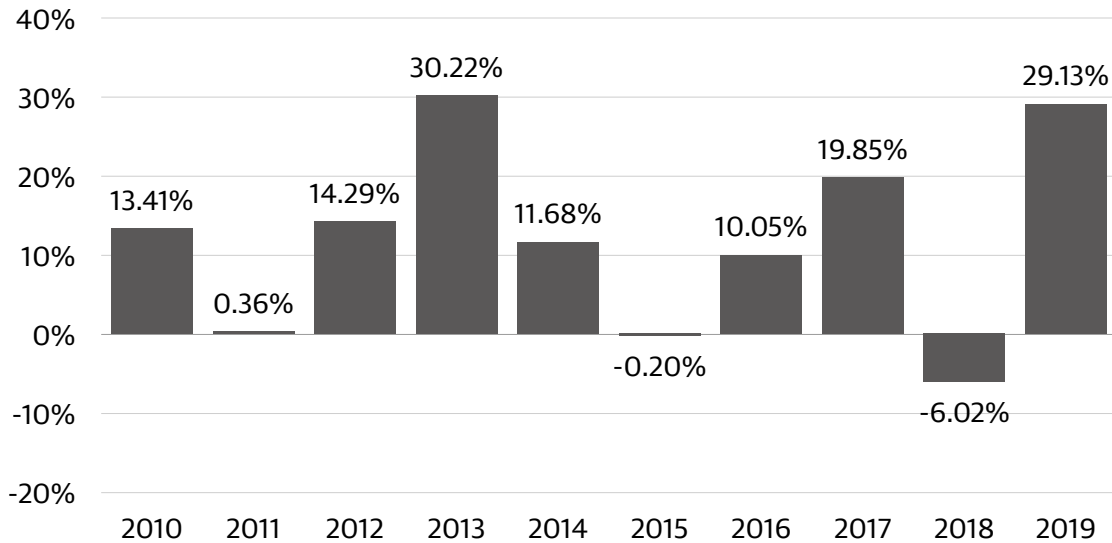
U.S. GOVERNMENT SECURITIES RISK—U.S. government securities may or may not be backed by the full faith and credit of the U.S. government. The value of U.S. government securities will fluctuate and such securities are subject to the risks associated with fixed-income and debt securities, particularly interest rate and credit risk.

PERFORMANCE INFORMATION

The following bar chart shows the performance of the Class H shares of the Fund from year to year. The variability of performance over time provides an indication of the risks of investing in the Fund. The following table shows the performance of the Class H shares of the Fund as an average over different periods of time in comparison to the performance of a broad-based market index. The figures in the bar chart and table assume the reinvestment of dividends and capital gains distributions. Of course, this past performance (before and after taxes) does not necessarily indicate how the Fund will perform in the future.

Updated performance information is available on the Fund's website at www.guggenheiminvestments.com or by calling 800.820.0888.

The performance information shown below for Class H shares is based on a calendar year. The year-to-date return for the period from January 1, 2020 through June 30, 2020 is -4.00%.



Highest Quarter Return
Q1 2019 13.15%

Lowest Quarter Return
Q3 2011 -14.18 %

AVERAGE ANNUAL TOTAL RETURN (for periods ended December 31, 2019)

The after-tax returns presented in the table below are calculated using highest historical individual federal marginal income tax rates and do not reflect the impact of state and local taxes. Your actual after-tax returns will depend on your specific tax situation and may differ from those shown below. After-tax returns are not relevant to investors who hold shares of the Fund through tax-deferred arrangements, such as 401(k) plans or individual retirement accounts.

Class H	Past 1 Year	Past 5 Years	Past 10 Years
Return Before Taxes	29.13%	9.82%	11.70%
Return After Taxes on Distributions	28.64%	8.90%	11.17%
Return After Taxes on Distributions and Sale of Fund Shares	17.24%	7.37%	9.51%
S&P 500® Index (reflects no deduction for fees, expenses or taxes)	31.49%	11.70%	13.56%

MANAGEMENT

INVESTMENT ADVISOR

Security Investors, LLC, which operates under the name Guggenheim Investments, serves as the investment adviser of the Fund.

PORTFOLIO MANAGERS

- **Michael P. Byrum**, CFA, Senior Vice President. Mr. Byrum has been associated with the Advisor since 1993.
- **Ryan A. Harder**, CFA, Portfolio Manager. Mr. Harder has been associated with the Advisor since 2004.

PURCHASE AND SALE OF FUND SHARES

The minimum initial investment amounts and minimum account balance requirements for Class H accounts held through a third party (e.g., a brokerage account) are typically:

- \$1,000 for retirement accounts
- \$2,500 for all other accounts

Accounts opened through a financial intermediary (non-direct) will be subject to your financial intermediary's minimum initial investment amount and account balance requirements, which may be different than the amounts above.

Class H accounts held directly at Guggenheim Investments (other than those that are managed by financial professionals) are subject to a minimum initial investment and account balance of \$5,000 (including retirement accounts).

Direct accounts managed by financial professionals are not subject to minimum initial investment and minimum account balance requirements.

There are no minimum amounts for subsequent investments in the Fund except for subsequent investments made via Automated Clearing House ("ACH").

The Fund reserves the right to modify its minimum account balance requirements at any time, with or without prior notice to you.

The Fund redeems its shares continuously and investors may sell their shares back to the Fund on any day that the New York Stock Exchange (the "NYSE") is open for business (a "Business Day"). You will ordinarily submit your transaction order through your financial intermediary or other securities dealers through which you opened your shareholder account or through Guggenheim Investments directly. The Fund also offers you the option to send redemption orders to Guggenheim Investments by mail, fax or telephone.

TAX INFORMATION

Fund distributions are generally taxable as ordinary income, qualified dividend income, or capital gains (or a combination thereof), unless your investment is in an IRA or other tax-advantaged retirement account. Investments through a tax-advantaged retirement account may be subject to taxation upon withdrawal.

PAYMENTS TO BROKER-DEALERS AND OTHER FINANCIAL INTERMEDIARIES

If you purchase the Fund through a broker-dealer or other financial intermediary (such as a bank), the Fund and its related companies may pay the intermediary for the sale of Fund shares and related services. These payments may create a conflict of interest by influencing the broker-dealer or other intermediary and your sales person to recommend the Fund over another investment. Ask your sales person or visit your financial intermediary's website for more information.

INVERSE S&P 500® STRATEGY FUND

IMPORTANT INFORMATION ABOUT THE FUND

The Inverse S&P 500® Strategy Fund (the "Fund") is very different from most other mutual funds in that it seeks to provide investment results that match the inverse of the performance of a specific underlying index on a **daily basis**, a result opposite of most mutual funds. As a result, the Fund may be riskier than alternatives that do not rely on the use of derivatives to achieve their investment objectives.

Because the Fund seeks daily inverse investment results, the return of the Fund for a period of longer than a single trading day will be the result of each day's compounded returns over the period, which will very likely differ from the inverse return of the Fund's underlying index (as defined below) for that period. As a consequence, especially in periods of market volatility, the path or trend of the benchmark during the longer period may be at least as important to the Fund's return for the longer period as the cumulative return of the benchmark for the relevant longer period. Further, the return for investors who invest for a period longer than a single trading day will not be the product of the return of the Fund's stated investment goal (i.e., -1x) and the cumulative performance of the benchmark.

The Fund is not suitable for all investors. The Fund should be utilized only by investors who (a) understand the consequences of seeking daily inverse investment results, (b) understand the risks of shorting and (c) intend to actively monitor and manage their investments. Investors who do not meet these criteria should not buy shares of the Fund. An investment in the Fund is not a complete investment program.

INVESTMENT OBJECTIVE

The Fund seeks to provide investment results that match, before fees and expenses, the performance of a specific benchmark on a daily basis. The Fund's current benchmark is the inverse (opposite) of the performance of the S&P 500® Index (the "underlying index"). The Fund does not seek to achieve its investment objective over a period of time greater than one day.

FEES AND EXPENSES OF THE FUND

This table describes the fees and expenses that you may pay if you buy and hold Investor Class shares or Class H shares of the Fund. You may be required to pay a commission to your financial intermediary for effecting transactions in a class of shares of the Fund without any initial sales charge, contingent deferred sales charge, or other asset-based fee for sales or distribution. These commissions are not reflected in the Fees and Expenses table or expense example below.

	Investor Class	Class H
SHAREHOLDER FEES <i>(fees paid directly from your investment)</i>	N/A	N/A
ANNUAL FUND OPERATING EXPENSES <i>(expenses that you pay each year as a percentage of the value of your investment)</i>		
Management Fees	0.90%	0.90%
Distribution (12b-1) Fees	None	0.25%
Other Expenses*	0.63%	0.63%
Acquired Fund Fees and Expenses	0.04%	0.04%
Total Annual Fund Operating Expenses**	1.57%	1.82%
Fee Waiver***	-0.02%	-0.02%
Total Annual Fund Operating Expenses After Fee Waiver**	1.55%	1.80%

* "Other Expenses" does not include fees paid to the Fund's swap contract counterparties, or the management fees, performance fees, and expenses of the reference assets or trading vehicles underlying such swap contracts. These fees and expenses, which are not reflected in this Annual Fund Operating Expenses table, are embedded in the returns of the swap contracts (i.e., the fees and expenses reduce the investment returns of the swap contracts) and represent an indirect cost of investing in the Fund.

** The Total Annual Fund Operating Expenses and Total Annual Fund Operating Expenses After Fee Waiver in this fee table may not correlate to the expense ratios in the Fund's financial highlights and financial statements because the financial highlights and financial statements reflect only the operating expenses of the Fund and do not include Acquired Fund Fees and Expenses, which are fees and expenses incurred indirectly by the Fund through its investments in certain underlying investment companies.

*** The Advisor has contractually agreed through August 1, 2021, to waive the amount of the Fund's management fee to the extent necessary to offset the proportionate share of any management fee paid by the Fund with respect to any Fund investment in an underlying fund for which the Advisor or any of its affiliates also serves as investment manager. The agreement may be terminated by the Advisor at the conclusion of any one-year term or by the Fund's Board of Trustees at any time, and when the Advisor ceases to serve as such.

EXAMPLE

This Example is intended to help you compare the cost of investing in the Fund with the cost of investing in other mutual funds.

The Example assumes that you invest \$10,000 in the Fund for the time periods indicated and then redeem all of your shares at the end of those periods. The Example also assumes that your investment has a 5% return each year and that the Fund's operating expenses remain the same. Although your actual costs may be higher or lower, based on these assumptions your costs would be:

	1 Year	3 Years	5 Years	10 Years
Investor Class	\$158	\$494	\$853	\$1,866
Class H	\$183	\$571	\$983	\$2,136

PORTFOLIO TURNOVER

The Fund pays transaction costs, such as commissions, when it buys and sells securities (or "turns over" its portfolio). A higher portfolio turnover rate may indicate higher transaction costs and may result in higher taxes when Fund shares are held in a taxable account. These costs, which are not reflected in the Total Annual Fund Operating Expenses or the Example, affect the Fund's performance. During the most recent fiscal year, the Fund's portfolio turnover rate was 0% of the average value of its portfolio. The Fund's portfolio turnover rate is calculated without regard to cash instruments and most derivatives. If such instruments were included, the Fund's portfolio turnover rate might be significantly higher.

PRINCIPAL INVESTMENT STRATEGIES

Unlike a traditional index fund, the Fund's investment objective is to perform opposite the underlying index, and the Fund generally will not own the securities included in the underlying index. Instead, the Fund employs as its investment strategy a program of engaging in short sales of securities included in the underlying index and investing to a significant extent in derivative instruments, which primarily consist of equity index swaps and swaps on exchange-traded funds ("ETFs"), futures contracts, and options on securities, futures contracts, and stock indices. The Advisor expects to rebalance the Fund's positions daily to maintain exposure that is opposite to that of the underlying index. While the Fund may write (sell) and purchase swaps, it expects primarily to write swaps. The Fund's investment in derivatives serves as a substitute for directly selling short each of the securities included in the underlying index and produces inverse exposure to the underlying index. Certain of the Fund's derivatives investments may be traded in the over-the-counter ("OTC") market. Under normal circumstances, the Fund will invest at least 80% of its net assets, plus any borrowings for investment purposes, in financial instruments with economic characteristics that should perform opposite to the securities of companies included in the underlying index.

Investments in derivative instruments, such as futures, options and swap agreements, have the economic effect of creating financial leverage in the Fund's portfolio because such investments may give rise to losses that exceed the amount the Fund has invested in those instruments. Financial leverage will magnify, sometimes significantly, the Fund's exposure to any increase or decrease in prices associated with a particular reference asset resulting in increased volatility in the value of the Fund's portfolio. The value of the Fund's portfolio is likely to experience greater volatility over short-term periods. While such financial leverage has the potential to produce greater gains, it also may result in greater losses, which in some cases may cause the Fund to liquidate other portfolio investments at a loss to comply

with limits on leverage and asset segregation requirements imposed by the Investment Company Act of 1940 or to meet redemption requests.

The S&P 500[®] Index is a capitalization-weighted index composed of 500 common stocks, which are chosen by the Standard & Poor's Corporation on a statistical basis, and which generally represent large-capitalization companies with capitalizations ranging from \$2.7 billion to \$1,577.4 billion as of June 30, 2020. To the extent the Fund's underlying index is concentrated in a particular industry the Fund will necessarily be concentrated in that industry. The industries in which the underlying index components, and thus the Fund's investments, may be concentrated will vary as the composition of the underlying index changes over time. While the Fund's sector exposure may vary over time, as of June 30, 2020, the Fund has significant exposure to the Communication Services Sector, Consumer Discretionary Sector, Financials Sector, Health Care Sector, and Information Technology Sector, as each sector is defined by the Global Industry Classification Standard, a widely recognized industry classification methodology developed by MSCI, Inc. and Standard & Poor's Financial Services LLC.

On a day-to-day basis, the Fund may hold U.S. government securities or cash equivalents. The Fund also may enter into repurchase agreements with counterparties that are deemed to present acceptable credit risks. In an effort to ensure that the Fund is fully invested on a day-to-day basis, the Fund may conduct any necessary trading activity at or just prior to the close of the U.S. financial markets. The Fund is non-diversified and, therefore, may invest a greater percentage of its assets in a particular issuer in comparison to a diversified fund.

The Fund may invest a portion of its assets, and at times, a substantial portion of its assets, in other short-term fixed-income investment companies advised by the Advisor, or an affiliate of the Advisor, for various purposes, including for liquidity management purposes (e.g., to increase yield on liquid investments used to collateralize derivatives positions) or when such investment companies present a more cost-effective investment option than direct investments in the underlying securities. Investments in these investment companies will significantly increase the portfolio's exposure to certain other asset categories, including: (i) a broad range of high yield, high risk debt securities rated below the top four long-term rating categories by a nationally recognized statistical rating organization or, if unrated, determined by the Advisor to be of comparable quality (also known as "junk bonds"); (ii) securities issued by the U.S. government or its agencies and instrumentalities; (iii) collateralized loan obligations ("CLOs"), other asset-backed securities (including mortgage-backed securities) and similarly structured debt investments; and (iv) other short-term fixed income securities. Such investments will expose the Fund to the risks of these asset categories and increases or decreases in the value of these investments may cause the Fund to deviate from its investment objective.

PRINCIPAL RISKS

As with all mutual funds, a shareholder is subject to the risk that his or her investment could lose money. In addition to this risk, the Fund is subject to the principal risks described below.

ASSET-BACKED AND MORTGAGE-BACKED SECURITIES RISK—Through its investments in other investment companies, the Fund may have exposure to asset-backed securities, including mortgage-backed securities and structured finance investments. Investors in these securities generally receive payments that are part interest and part return of principal. These payments may vary based on the rate at which the underlying borrowers pay off their loans. Some asset-backed securities, including mortgage-backed securities, may have structures that make their reaction to interest rates and other factors difficult to predict, making their prices very volatile and they are subject to liquidity risk. The terms of many structured finance investments and other instruments are tied to the London Interbank Offered Rate ("LIBOR"), which functions as a reference rate or benchmark. It is anticipated that LIBOR will be discontinued at the end of 2021, which may cause increased volatility and illiquidity in the markets for instruments with terms tied to LIBOR or other adverse consequences for these instruments. These events may adversely affect the Fund and its investments in such instruments.

CLO RISK—Through its investments in other investment companies, the Fund may have exposure to CLOs. A CLO is a trust typically collateralized by a pool of loans, which may include, among others, domestic and foreign senior secured loans, senior unsecured loans, and subordinate corporate loans, including loans that may be rated below investment grade or equivalent unrated loans. The cash flows from the trust are split into two or more portions, called tranches, varying in risk and yield. CLO tranches can experience substantial losses due to actual defaults, increased sensitivity to defaults due to collateral default and disappearance of protecting tranches, market anticipation of defaults, as well as aversion to CLO securities as a class. The risks of an investment in a CLO depend largely on the type of the collateral securities and the class of the CLO in which the Fund invests.

COMPOUNDING RISK—In addition to the correlation risks described under “Correlation Risk,” the Fund’s returns are subject to the effects of compounding, which generally will cause the Fund’s performance to not correlate to the performance of the benchmark over periods greater than a single day, before accounting for fees and fund expenses. Compounded returns are the result of reinvesting daily returns over periods greater than a single day. The Fund’s compounded returns for periods greater than a single day will be different than the performance of the benchmark over the same period. The effects of compounding on the performance of the Fund will be more pronounced when the underlying index experiences increased volatility and over longer holding periods.

Fund performance for periods greater than one day can be estimated given any set of assumptions for the following factors: (a) underlying index performance; (b) underlying index volatility; (c) financing rates associated with leverage; (d) other Fund expenses; (e) dividends or interest paid by companies in the underlying index; and (f) period of time. The table below illustrates the impact of two principal factors – volatility and index performance – on Fund performance. The table shows estimated Fund returns for a number of combinations of performance and volatility over a one-year period. Performance shown in the table assumes: (a) no dividends paid by the companies included in the underlying index; (b) no Fund expenses; and (c) a cost of leverage of zero percent. If Fund expenses, including the cost of leverage, were included, the Fund’s performance would be lower than shown.

Areas shaded lighter represent those scenarios where the Fund can be expected to return more than the inverse performance of the underlying index; conversely, areas shaded darker represent those scenarios where the Fund can be expected to return the same or less than the inverse performance of the underlying index.

Index Performance		Annualized Volatility				
1x	-1x	10%	25%	50%	75%	100%
-60%	60%	148%	132%	96%	42%	-6%
-50%	50%	98%	87%	57%	14%	-28%
-40%	40%	65%	56%	30%	-5%	-38%
-30%	30%	42%	34%	13%	-18%	-47%
-20%	20%	24%	18%	-3%	-28%	-54%
-10%	10%	10%	4%	-13%	-36%	-59%
0%	0%	-1%	-6%	-22%	-43%	-64%
10%	-10%	-10%	-15%	-29%	-48%	-67%
20%	-20%	-17%	-22%	-35%	-53%	-69%
30%	-30%	-24%	-28%	-40%	-56%	-71%
40%	-40%	-29%	-33%	-44%	-60%	-73%
50%	-50%	-34%	-37%	-48%	-62%	-76%
60%	-60%	-38%	-41%	-51%	-65%	-78%

The underlying index’s annualized historical volatility rate for the five-year period ended June 30, 2020 is 14.76%. The underlying index’s highest one-year volatility rate during the five-year period is 21.88%. The underlying index’s annualized performance for the five-year period ended June 30, 2020 is 10.73%.

Historical underlying index volatility and performance are not indications of what the underlying index volatility and performance will be in the future. The table is intended to isolate the effects of the underlying index volatility and index performance on the return of the Fund, and underscore that the Fund is designed as a short-term trading vehicle for investors who intend to actively monitor and manage their portfolios.

CORRELATION RISK—A number of factors may affect the Fund’s ability to achieve a high degree of correlation with its benchmark, including instances in which the Fund does not hold or have exposure to each component security of the underlying index and the effect of compounding on the Fund’s returns, and there can be no guarantee that the Fund will achieve a high degree of correlation. Failure to achieve a high degree of correlation may prevent the Fund from achieving its investment objective. The Fund does not attempt to, and should not be expected to, provide returns which are the inverse of the returns of the underlying index for periods other than a single day. The risk of the Fund not achieving its daily investment objective will be more acute when the underlying index has an extreme one-day movement approaching 50%. **In addition, as a result of compounding, the Fund’s performance for periods greater**

than a single day is likely to be either greater than or less than the performance of the inverse of the underlying index, before accounting for Fund fees and expenses.

COUNTERPARTY CREDIT RISK—The Fund may invest in financial instruments involving counterparties that attempt to gain exposure to a particular group of securities, index or asset class without actually purchasing those securities or investments, or to hedge a position. The Fund's use of such financial instruments, including swap agreements, involves risks that are different from those associated with ordinary portfolio securities transactions. For example, the Fund is exposed to the risk that the counterparty may be unwilling or unable to make timely payments to meet its contractual obligations or may fail to return holdings that are subject to the agreement with the counterparty. If the counterparty becomes bankrupt or defaults on its payment obligations to the Fund, the Fund may not receive the full amount that it is entitled to receive. If this occurs, the value of your shares in the Fund will decrease.

CREDIT RISK—The Fund could lose money if the debt securities or other instruments in which it invests decline in price, or the issuer or guarantor of such instrument fails to pay interest or principal when due because the issuer or guarantor of the instrument experiences an actual or perceived decline in its financial status. Generally, credit risk is increased when a portfolio security is downgraded or the perceived creditworthiness of the issuer or guarantor deteriorates, though the effect of any credit rating downgrade can be uncertain. To the extent the Fund invests in below investment grade instruments, it will be exposed to a greater amount of credit risk than a fund which only invests in investment grade securities. In addition, to the extent the Fund uses credit derivatives, such use will expose it to additional risk in the event that the bonds underlying the derivatives default. The degree of credit risk depends on the issuer's or guarantor's financial condition and on the terms of the instruments.

DERIVATIVES RISK—The Fund's investments in derivatives may pose risks in addition to and greater than those associated with investing directly in securities or other investments, including risks relating to leverage, imperfect correlations with underlying investments or the Fund's other portfolio holdings, high price volatility, lack of availability, counterparty credit, liquidity, valuation and legal restrictions. Their use is a highly specialized activity that involves investment techniques and risks different from those associated with ordinary portfolio securities transactions. If the Advisor is incorrect about its expectations of market conditions, the use of derivatives could also result in a loss, which in some cases may be unlimited. Certain risks are specific to the derivatives in which the Fund invests.

SWAP AGREEMENTS RISK—Swap agreements are contracts among the Fund and a counterparty to exchange the return of the pre-determined underlying investment (such as the rate of return of the underlying index). Swap agreements may be negotiated bilaterally and traded OTC between two parties or, in some instances, must be transacted through a futures commission merchant and cleared through a clearinghouse that serves as a central counterparty. Risks associated with the use of swap agreements are different from those associated with ordinary portfolio securities transactions, due in part to the fact they could be considered illiquid and many swaps trade on the OTC market. Swaps are particularly subject to counterparty credit, correlation, valuation, liquidity and leveraging risks. Certain standardized swaps are subject to mandatory central clearing. Central clearing is expected to reduce counterparty credit risk and increase liquidity, but central clearing does not make swap transactions risk-free.

FUTURES CONTRACTS RISK—Futures contracts are typically exchange-traded contracts that call for the future delivery of an asset at a certain price and date, or cash settlement of the terms of the contract. Risks of futures contracts may be caused by an imperfect correlation between movements in the price of the instruments and the price of the underlying securities. In addition, there is the risk that the Fund may not be able to enter into a closing transaction because of an illiquid market. Exchanges can limit the number of positions that can be held or controlled by the Fund or the Advisor, thus limiting the ability to implement the Fund's strategies. Futures markets are highly volatile and the use of futures may increase the volatility of the Fund's net asset value ("NAV"). Futures also are subject to leverage risks and to liquidity risk.

OPTIONS CONTRACTS RISK—Options or options on futures contracts give the holder of the option the right to buy (or to sell) a position in a security or in a contract to the writer of the option, at a certain price. They are subject to correlation risk because there may be an imperfect correlation between the options and the securities markets that cause a given transaction to fail to achieve its objectives. The successful use of options depends on the Advisor's ability to correctly predict future price fluctuations and the degree of correlation between the options and securities markets. Exchanges can limit the number of positions that can be held or controlled by

the Fund or the Advisor, thus limiting the ability to implement the Fund's strategies. Options also are particularly subject to leverage risk and can be subject to liquidity risk.

EARLY CLOSING RISK—The Fund is subject to the risk that unanticipated early closings of securities exchanges and other financial markets may result in the Fund's inability to buy or sell securities or other financial instruments on that day and may cause the Fund to incur substantial trading losses.

EQUITY RISK—The Fund is subject to the risk that the value of the equity securities and equity-based derivatives in the Fund's portfolio will decline due to volatility in the equity market caused by general market and economic conditions, perceptions regarding particular industries represented in the equity market, or factors relating to specific companies to which the Fund has investment exposure.

HIGH YIELD AND UNRATED SECURITIES RISK—The Fund's exposure to higher yielding, below investment grade and unrated high risk debt securities (commonly known as "junk bonds") may present additional risk because these securities may be less liquid and present greater credit risk than investment grade bonds. The price of high yield securities tends to be subject to greater volatility due to issuer-specific operating results and outlook and to real or perceived adverse economic and competitive industry conditions. This exposure may be obtained through investments in other investment companies.

INDUSTRY CONCENTRATION RISK—The Fund may concentrate (*i.e.*, invest more than 25% of its net assets) its investments in a limited number of issuers conducting business in the same industry or group of related industries. To the extent the Fund does so, the Fund is more vulnerable to adverse market, economic, regulatory, political or other developments affecting that industry or group of related industries than a fund that invests its assets more broadly. The industries in which the underlying index components, and thus the Fund's assets, may be concentrated will vary as the composition of the underlying index changes over time.

INTEREST RATE RISK—The market value of fixed income investments and related financial instruments will change in response to interest rate changes. During periods of falling interest rates, the values of fixed income securities generally rise. Conversely, during periods of rising interest rates, the values of such securities generally decline. Securities with greater interest rate sensitivity and longer maturities generally are subject to greater fluctuations in value. The Fund may invest in variable and floating rate securities. Although these instruments are generally less sensitive to interest rate changes than fixed rate instruments, the value of floating rate and variable securities may decline if their interest rates do not rise as quickly, or as much, as general interest rates. Changes in government or central bank policy, including changes in tax policy or changes in a central bank's implementation of specific policy goals, may have a substantial impact on interest rates, and could have an adverse effect on prices for fixed income securities and on the performance of the Fund. In particular, interest rates in the U.S. are at or near historically low levels and as a result, fixed income securities markets may experience heightened levels of interest rate risk. Any unexpected or sudden reversal of the fiscal policy underlying current interest rate levels could adversely affect the value of the Fund. There can be no guarantee that any particular government or central bank policy will be continued, discontinued or changed, nor that any such policy will have the desired effect on interest rates.

INVESTMENT IN INVESTMENT VEHICLES RISK—Investing in other investment vehicles, including ETFs, closed-end funds, affiliated short-term fixed income funds and other mutual funds, subjects the Fund to those risks affecting the investment vehicle, including the possibility that the value of the underlying securities held by the investment vehicle could decrease or the portfolio becomes illiquid. Moreover, the Fund and its shareholders will incur its pro rata share of the underlying vehicles' expenses, which will reduce the Fund's performance. In addition, investments in an ETF are subject to, among other risks, the risk that the ETF's shares may trade at a discount or premium relative to the NAV of the shares and the listing exchange may halt trading of the ETF's shares.

INVESTMENT IN LOANS RISK—Investing in loans involves special types of risks, including credit risk, interest rate risk, counterparty risk and prepayment risk. Loans may offer a fixed or floating interest rate. Loans are often generally below investment grade and may be unrated. Loans may be difficult to value and some can be subject to liquidity risk.

LARGE-CAPITALIZATION SECURITIES RISK—The Fund is subject to the risk that large-capitalization stocks may outperform other segments of the equity market or the equity market as a whole. Larger, more established companies

may be unable to respond quickly to new competitive challenges such as changes in technology and may not be able to attain the high growth rate of smaller companies, especially during extended periods of economic expansion.

LIQUIDITY AND VALUATION RISK—In certain circumstances, it may be difficult for the Fund to purchase and sell a particular investment within a reasonable time at a fair price, or the price at which it has been valued by the Advisor for purposes of the Fund's NAV, causing the Fund to be less liquid. While the Fund intends to invest in liquid securities and financial instruments, under certain market conditions, such as when trading in a particular investment has been halted temporarily by an exchange because the maximum price change of that investment has been realized, it may be difficult or impossible for the Fund to liquidate such investments. In addition, the ability of the Fund to assign an accurate daily value to certain investments may be difficult, and the Advisor may be required to fair value the investments.

MARKET RISK—The market value of the securities and derivatives held by the Fund may fluctuate over time in response to factors affecting individual companies or other factors such as changing economic, political or financial markets.

NON-DIVERSIFICATION RISK—The Fund is considered non-diversified and can invest a greater portion of its assets in securities of individual issuers than a diversified fund. As a result, changes in the market value of a single issuer's securities could cause greater fluctuations in the value of Fund shares than would occur in a diversified fund. The Fund may become diversified for periods of time solely as a result of changes in the composition of the underlying index (e.g., changes in the relative market capitalization or weights of one or more index component stocks).

OTC TRADING RISK—Certain of the derivatives in which the Fund may invest may be traded (and privately negotiated) in the OTC market. While the OTC derivatives market is the primary trading venue for many derivatives, it is largely unregulated and provides for less transparency than a national securities or commodities exchange. As a result and similar to other privately negotiated contracts, the Fund is subject to counterparty credit risk with respect to such derivatives contracts.

PASSIVE INVESTMENT RISK—The Fund is not actively managed and the Advisor does not attempt to take defensive positions in rising markets. Therefore, the Fund may be subject to greater losses in a rising market than a fund that is actively managed.

PORTFOLIO TURNOVER RISK—Periodic rebalancing of the Fund's holdings pursuant to its daily investment objective may lead to a greater number of portfolio transactions in the Fund than experienced by other mutual funds. Such frequent and active trading may lead to significantly higher transaction costs because of increased broker commissions associated with such transactions.

PREPAYMENT AND EXTENSION RISK—Prepayment risk is the risk that the principal on mortgage-backed securities, other asset-backed securities or any debt security with an embedded call option may be prepaid at any time, which could reduce the security's yield and market value. In the case of prepayment risk, if the investment is converted, prepaid or redeemed before maturity, the portfolio manager may not be able to invest the proceeds in other investments providing as high a level of income, resulting in a reduced yield to the Fund. The rate of prepayments tends to increase as interest rates fall, which could cause the average maturity of the portfolio to shorten. Conversely, extension risk is the risk that an unexpected rise in interest rates will extend the life of a mortgage- or asset-backed security beyond the prepayment time. If the Fund's investments are locked in at a lower interest rate for a longer period of time, the portfolio manager may be unable to capitalize on securities with higher interest rates or wider spreads.

REGULATORY AND LEGAL RISK—U.S. and non-U.S. governmental agencies and other regulators regularly implement additional regulations and legislators pass new laws that affect the investments held by the Fund, the strategies used by the Fund or the level of regulation or taxation applying to the Fund (such as regulations related to investments in derivatives and other transactions). These regulations and laws impact the investment strategies, performance, costs and operations of the Fund or taxation of shareholders.

REPURCHASE AGREEMENT RISK—The Fund's investment in repurchase agreements may be subject to market and credit risk with respect to the collateral securing the repurchase agreements. Investments in repurchase agreements also may be subject to the risk that the market value of the underlying obligations may decline prior to the expiration of the repurchase agreement term.

SECTOR RISK—The Fund is subject to the Sector Risks described below.

Communication Services Sector Risk. The Fund's investments are exposed to issuers conducting business in the Communication Services Sector. The Communication Services Sector includes companies that facilitate communication and offer related content and information through various mediums. It includes telecom and media & entertainment companies including producers of interactive gaming products and companies engaged in content and information creation or distribution through proprietary platforms. The Fund is subject to the risk that the securities of such issuers will underperform the market as a whole due to legislative or regulatory changes, adverse market conditions and/or increased competition affecting the Communication Services Sector. The performance of companies operating in the Communication Services Sector has historically been closely tied to the performance of the overall economy, and also is affected by economic growth, consumer confidence, attitudes and spending. Increased sensitivity to short product cycles and aggressive pricing, challenges in bringing products to market and changes in demographics and consumer tastes also can affect the demand for, and success of, communication services products and services in the marketplace.

Consumer Discretionary Sector Risk. The Fund's investments are exposed to issuers conducting business in the Consumer Discretionary Sector. The manufacturing segment of the Consumer Discretionary Sector includes automotive, household durable goods, leisure equipment and textiles and apparel. The services segment includes hotels, restaurants and other leisure facilities, media production and services, and consumer retailing and services. The Fund is subject to the risk that the securities of such issuers will underperform the market as a whole due to legislative or regulatory changes, adverse market conditions and/or increased competition affecting the Consumer Discretionary Sector. The performance of companies operating in the Consumer Discretionary Sector has historically been closely tied to the performance of the overall economy, and also is affected by economic growth, consumer confidence, attitudes and spending. Changes in demographics and consumer tastes also can affect the demand for, and success of, consumer products and services in the marketplace. Moreover, the Consumer Discretionary Sector encompasses those businesses that tend to be the most sensitive to economic cycles.

Financials Sector Risk. The Fund's investments are exposed to issuers conducting business in the Financials Sector. The Financials Sector includes companies involved in banking, thrifts and mortgage finance, specialized finance, consumer finance, asset management and custody banks, investment banking and brokerage, and insurance. It also includes the Financial Exchanges & Data and Mortgage Real Estate Investment Trusts (REITs) sub-industries. Certain Financials Sector issuers serve as counterparties with which the Fund may enter into derivatives agreements or other similar contractual arrangements. The Fund is subject to the risk that the securities of such issuers will underperform the market as a whole due to legislative or regulatory changes, adverse market conditions and/or increased competition affecting the Financials Sector, which may adversely affect a company's ability to fulfill its obligations as a financial counterparty. Companies operating in the Financials Sector are subject to extensive government regulation, which may limit the financial commitments they can make and the interest rates and fees they can charge. Profitability is largely dependent on the availability and cost of capital funds, and may fluctuate significantly when interest rates change or due to increased competition.

Health Care Sector Risk. The Fund's investments are exposed to issuers conducting business in the Health Care Sector. The Health Care Sector includes health care providers and services, companies that manufacture and distribute health care equipment and supplies, and health care technology companies. It also includes companies involved in the research, development, production and marketing of pharmaceuticals and biotechnology products. The Fund is subject to the risk that the securities of such issuers will underperform the market as a whole due to legislative or regulatory changes, adverse market conditions and/or increased competition affecting the Health Care Sector. The prices of the securities of companies operating in the Health Care Sector are closely tied to government regulation and approval of their products and services, which can have a significant effect on the price and availability of those products and services.

Information Technology Sector Risk. The Fund's investments are exposed to issuers conducting business in the Information Technology Sector. The Information Technology Sector includes companies that offer software and information technology services, manufacturers and distributors of technology hardware and equipment such as communications equipment, cellular phones, computers and peripherals, electronic

equipment and related instruments and semiconductors. The Fund is subject to the risk that the securities of such issuers will underperform the market as a whole due to legislative or regulatory changes, adverse market conditions and/or increased competition affecting the Information Technology Sector. The prices of the securities of companies operating in the Information Technology Sector are closely tied to market competition, increased sensitivity to short product cycles and aggressive pricing, and problems with bringing products to market.

SHAREHOLDER TRADING RISK—The Fund may be used as a tool for certain investors that employ trading strategies involving frequent trading. Such trading strategies may lead to increased portfolio turnover in the Fund, higher transaction costs, and the possibility of increased short-term capital gains (which will be taxable to shareholders as ordinary income when distributed to them) and/or long-term capital gains. Large movements of assets into and out of the Fund due to active or frequent trading also may adversely affect the Fund's ability to achieve its investment objective.

SHORT SALES AND SHORT EXPOSURE RISK—Short selling a security involves selling a borrowed security with the expectation that the value of that security will decline, so that the security may be purchased at a lower price when returning the borrowed security. A short exposure through a derivative exposes the Fund to counterparty credit risk and leverage risk. The risk for loss on a short sale or other short exposure is greater than a direct investment in the security itself because the price of the borrowed security may rise, thereby increasing the price at which the security must be purchased. The risk of loss through a short sale or other short exposure may in some cases be theoretically unlimited. Government actions also may affect the Fund's ability to engage in short selling.

TEMPORARY DEFENSIVE INVESTMENT RISK—The Advisor generally does not attempt to take defensive positions in the Fund in declining markets. Therefore, the Fund may be subject to greater losses in a declining market than a fund that does take defensive positions in declining markets.

TRACKING ERROR RISK—The Advisor may not be able to cause the Fund's performance to match that of the Fund's benchmark, either on a daily or aggregate basis. Factors such as Fund expenses, imperfect correlation between the Fund's investments and those of the underlying index, rounding of share prices, changes to the composition of the underlying index, regulatory policies, and high portfolio turnover rate all contribute to tracking error. Tracking error may cause the Fund's performance to be less than you expect.

TRADING HALT RISK—The Fund typically will hold futures contracts and short-term options. The major exchanges on which these contracts are traded, such as the Chicago Mercantile Exchange, have established limits on how much the trading price of a futures contract or option may decline over various time periods within a day, and may halt trading in a contract that exceeds such limits. If a trading halt occurs, the Fund may temporarily be unable to purchase or sell certain securities, futures contracts or options. Such a trading halt near the time the Fund prices its shares may limit the Fund's ability to fully invest its assets, which could increase tracking error and adversely affect performance, and may prevent the Fund from achieving its investment objective.

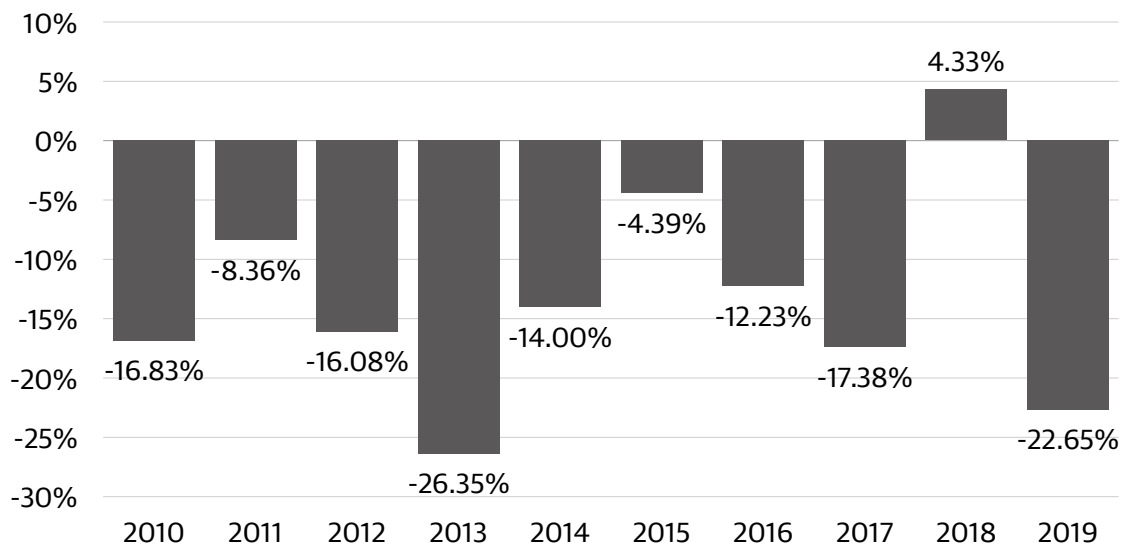
U.S. GOVERNMENT SECURITIES RISK—U.S. government securities may or may not be backed by the full faith and credit of the U.S. government. The value of U.S. government securities will fluctuate and such securities are subject to the risks associated with fixed-income and debt securities, particularly interest rate and credit risk.

PERFORMANCE INFORMATION

The following bar chart shows the performance of the Investor Class shares of the Fund from year to year. The variability of performance over time provides an indication of the risks of investing in the Fund. The following tables show the performance of the Investor Class shares and Class H shares of the Fund as an average over different periods of time in comparison to the performance of a broad-based market index. The figures in the bar chart and tables assume the reinvestment of dividends and capital gains distributions. Of course, this past performance (before and after taxes) does not necessarily indicate how the Fund will perform in the future.

Updated performance information is available on the Fund's website at www.guggenheiminvestments.com or by calling 800.820.0888.

The performance information shown below for Investor Class shares is based on a calendar year. The year-to-date return for the period from January 1, 2020 through June 30, 2020 is -6.69%.



Highest Quarter Return
Q4 2018 14.97%

Lowest Quarter Return
Q4 2011 -12.36%

AVERAGE ANNUAL TOTAL RETURN (for periods ended December 31, 2019)

The after-tax returns presented in the table below are calculated using highest historical individual federal marginal income tax rates and do not reflect the impact of state and local taxes. Your actual after-tax returns will depend on your specific tax situation and may differ from those shown below. After-tax returns are not relevant to investors who hold shares of the Fund through tax-deferred arrangements, such as 401(k) plans or individual retirement accounts.

Investor Class	Past 1 Year	Past 5 Years	Past 10 Years
Return Before Taxes	-22.65%	-10.96%	-13.79%
Return After Taxes on Distributions	-22.91%	-11.02%	-13.82%
Return After Taxes on Distributions and Sale of Fund Shares	-13.40%	-7.87%	-8.52%
S&P 500® Index (reflects no deduction for fees, expenses or taxes)	31.49%	11.70%	13.56%

Class H	Past 1 Year	Past 5 Years	Since Inception (9/18/2014)
Return Before Taxes	-22.86%	-11.20%	-11.27%
Return After Taxes on Distributions	-23.14%	-11.26%	-11.33%
Return After Taxes on Distributions and Sale of Fund Shares	-13.53%	-8.03%	-8.04%
S&P 500® Index (reflects no deduction for fees, expenses or taxes)	31.49%	11.70%	11.64%

MANAGEMENT

INVESTMENT ADVISOR

Security Investors, LLC, which operates under the name Guggenheim Investments, serves as the investment adviser of the Fund.

PORTFOLIO MANAGERS

- **Michael P. Byrum**, CFA, Senior Vice President. Mr. Byrum has been associated with the Advisor since 1993.
- **Ryan A. Harder**, CFA, Portfolio Manager. Mr. Harder has been associated with the Advisor since 2004.

PURCHASE AND SALE OF FUND SHARES

The minimum initial investment amounts and minimum account balance requirements for Investor Class and Class H accounts held through a third party (e.g., a brokerage account) are typically:

- \$1,000 for retirement accounts
- \$2,500 for all other accounts

Investor Class and Class H accounts opened through a financial intermediary (non-direct) will be subject to your financial intermediary's minimum initial investment amount and account balance requirements, which may be different than the amounts above.

Investor Class and Class H accounts held directly at Guggenheim Investments (other than those that are managed by financial professionals) are subject to a minimum initial investment and account balance of \$5,000 (including retirement accounts).

Direct accounts managed by financial professionals are not subject to minimum initial investment and minimum account balance requirements.

There are no minimum amounts for subsequent investments in the Fund except for subsequent investments made via Automated Clearing House ("ACH").

The Fund reserves the right to modify its minimum account balance requirements at any time, with or without prior notice to you.

The Fund redeems its shares continuously and investors may sell their shares back to the Fund on any day that the New York Stock Exchange (the "NYSE") is open for business (a "Business Day"). You will ordinarily submit your transaction order through your financial intermediary or other securities dealers through which you opened your shareholder account or through Guggenheim Investments directly. The Fund also offers you the option to send redemption orders to Guggenheim Investments by mail, fax or telephone.

TAX INFORMATION

Fund distributions are generally taxable as ordinary income or capital gains (or a combination of both), unless your investment is in an IRA or other tax-advantaged retirement account. Investments through a tax-advantaged retirement account may be subject to taxation upon withdrawal.

PAYMENTS TO BROKER-DEALERS AND OTHER FINANCIAL INTERMEDIARIES

If you purchase the Fund through a broker-dealer or other financial intermediary (such as a bank), the Fund and its related companies may pay the intermediary for the sale of Fund shares and related services. These payments may create a conflict of interest by influencing the broker-dealer or other intermediary and your sales person to recommend the Fund over another investment. Ask your sales person or visit your financial intermediary's website for more information.

MONTHLY REBALANCE NASDAQ-100® 2X STRATEGY FUND

IMPORTANT INFORMATION ABOUT THE FUND

The Monthly Rebalance NASDAQ-100® 2x Strategy Fund (the "Fund") is very different from most other mutual funds in that it seeks calendar month **leveraged** investment results. As a result, the Fund may be riskier than alternatives that do not use leverage because the performance of an investment in the Fund is magnified.

The effect of leverage on the Fund will generally cause the Fund's performance to not match the performance of the Fund's benchmark (as described below) over a period of time longer than a full calendar month. This means that the return of the Fund for a period longer than a full calendar month will be the result of each calendar month's compounded return over the period, which will very likely differ from twice the return of the Fund's underlying index (as defined below) for that period. As a consequence, especially in periods of market volatility, the path or trend of the benchmark during the longer period may be at least as important to the Fund's cumulative return for the longer period as the cumulative return of the benchmark for the relevant longer period. Further, the return for investors who invest for a period different than a full calendar month (whether for a period shorter than or longer than a full calendar month) will not be the product of the return of the Fund's stated investment goal (*i.e.*, 2x) and the cumulative performance of the benchmark for the full calendar month.

The Fund is not suitable for all investors. The Fund should be utilized only by investors who (a) understand the risks associated with the use of leverage, (b) understand the consequences of seeking monthly leveraged investment results, and (c) intend to actively monitor and manage their investments. Investors who do not meet these criteria should not buy shares of the Fund. An investment in the Fund is not a complete investment program.

INVESTMENT OBJECTIVE

The Fund seeks to provide investment results that match, before fees and expenses, the performance of a specific benchmark on a calendar month basis. The Fund's current benchmark is 200% of the performance of the NASDAQ-100 Index® (the "underlying index"). The Fund does not seek to achieve its investment objective over a period of time different than a full calendar month.

FEES AND EXPENSES OF THE FUND

This table describes the fees and expenses that you may pay if you buy and hold Class H shares of the Fund.

SHAREHOLDER FEES <i>(fees paid directly from your investment)</i>	N/A
ANNUAL FUND OPERATING EXPENSES <i>(expenses that you pay each year as a percentage of the value of your investment)</i>	
Management Fees	0.90%
Distribution (12b-1) Fees	0.25%
Other Expenses*	0.67%
Acquired Fund Fees and Expenses	0.02%
Total Annual Fund Operating Expenses**	1.84%
Fee Waiver and/or Expense Reimbursement***	-0.48%
Total Annual Fund Operating Expenses After Fee Waiver and/or Expense Reimbursement**	1.36%

* "Other Expenses" does not include fees paid to the Fund's swap contract counterparties, or the management fees, performance fees, and expenses of the reference assets or trading vehicles underlying such swap contracts. These fees and expenses, which are not reflected in this Annual Fund Operating Expenses table, are embedded in the returns of the swap contracts (*i.e.*, the fees and expenses reduce the investment returns of the swap contracts) and represent an indirect cost of investing in the Fund.

** The Total Annual Fund Operating Expenses and Total Annual Fund Operating Expenses After Fee Waiver and/or Expense Reimbursement in this fee table may not correlate to the expense ratios in the Fund's financial highlights and financial statements because the financial highlights and financial statements reflect only the operating expenses of the Fund and do not include Acquired Fund Fees and Expenses, which are fees and expenses incurred indirectly by the Fund through its investments in certain underlying investment companies.

*** The Advisor has contractually agreed to reduce fees and/or reimburse expenses to the extent necessary to keep net operating expenses for Class H shares (including Rule 12b-1 fees (if any), but exclusive of brokerage costs, dividends on securities sold short, expenses of other investment companies in which the Fund invests, interest, taxes, litigation, indemnification, and extraordinary expenses (as determined under generally accepted accounting principles) ("Excluded Expenses")) from exceeding 1.35% of the Fund's Class H shares average daily net assets. The Total Annual Fund Operating Expenses After Fee Waiver and/or Expense Reimbursement includes Excluded Expenses and, thus, from time to time may be higher than 1.35%. This Agreement may be terminated only with the approval of the Fund's Board of Trustees. In any event, this undertaking will continue for at least twelve months from the date of this Prospectus. In addition, the Advisor also has contractually agreed through August 1, 2021, to waive the amount of the Fund's management fee to the extent necessary to offset the proportionate share of any management fee paid by the Fund with respect to any Fund investment in an underlying fund for which the Advisor or any of its affiliates also serves as investment manager. The agreement may be terminated by the Advisor at the conclusion of any one-year term or by the Fund's Board of Trustees at any time, and when the Advisor ceases to serve as such.

EXAMPLE

This Example is intended to help you compare the cost of investing in the Fund with the cost of investing in other mutual funds.

The Example assumes that you invest \$10,000 in the Fund for the time periods indicated and then redeem all of your shares at the end of those periods. The Example also assumes that your investment has a 5% return each year and that the Fund's operating expenses (including one year of capped expenses each period) remain the same. Although your actual costs may be higher or lower, based on these assumptions your costs would be:

1 Year	3 Years	5 Years	10 Years
\$138	\$532	\$951	\$2,119

PORTFOLIO TURNOVER

The Fund pays transaction costs, such as commissions, when it buys and sells securities (or "turns over" its portfolio). A higher portfolio turnover rate may indicate higher transaction costs and may result in higher taxes when Fund shares are held in a taxable account. These costs, which are not reflected in the Total Annual Fund Operating Expenses or the Example, affect the Fund's performance. During the most recent fiscal year, the Fund's portfolio turnover rate was 990% of the average value of its portfolio. The Fund's portfolio turnover rate is calculated without regard to cash instruments and most derivatives. If such instruments were included, the Fund's portfolio turnover rate might be significantly higher.

PRINCIPAL INVESTMENT STRATEGIES

The Fund employs as its investment strategy a program of investing in the common stock of companies included in the underlying index or common stock with the same characteristics as those included in the Fund's benchmark and derivative instruments, which primarily consist of equity index swaps and swaps on exchange-traded funds ("ETFs"), futures contracts, and options on securities, futures contracts, and stock indices. While the Fund may write (sell) and purchase swaps, it expects primarily to purchase swaps. Swap agreements and futures and options contracts, if used properly, may enable the Fund to meet its objective by increasing the Fund's exposure to the securities included in the underlying index or providing exposure in the same proportion that those securities are represented in the Fund's benchmark. The Fund also may purchase options contracts designed to protect the value of the Fund's portfolio or particular instruments held by the Fund in the event of an extreme intra-month movement in the value of the underlying index. The Fund is not obligated to engage in such protective investment measures nor is there any guarantee that such measures will be successful in protecting the value of the Fund. Such protective measures also may adversely affect the Fund's ability to realize extreme gains in the value of the Fund's benchmark. The Fund's use of derivatives and the leveraged investment exposure created by such use are expected to be significant. Certain of the Fund's derivatives investments may be traded in the over-the-counter ("OTC") market. The Fund also may invest in American Depositary Receipts ("ADRs") to gain exposure to international companies included in the Fund's benchmark. Under normal circumstances, the Fund will invest at least 80% of its net assets, plus any borrowings for investment purposes, in securities of companies in the underlying index and securities and financial instruments with economic characteristics that should perform similarly to the securities of companies in the Fund's benchmark.

Investments in derivative instruments, such as futures, options and swap agreements, have the economic effect of creating financial leverage in the Fund's portfolio because such investments may give rise to losses that exceed the amount the Fund has invested in those instruments. Financial leverage will magnify, sometimes significantly, the Fund's exposure to any increase or decrease in prices associated with a particular reference asset resulting in increased volatility in the value of the Fund's portfolio. The value of the Fund's portfolio is likely to experience greater volatility over short-term periods. While such financial leverage has the potential to produce greater gains, it also may result in greater losses, which in some cases may cause the Fund to liquidate other portfolio investments at a loss to comply with limits on leverage and asset segregation requirements imposed by the Investment Company Act of 1940 or to meet redemption requests.

The NASDAQ-100 Index[®] is a modified capitalization-weighted index composed of 100 of the largest non-financial companies listed on The Nasdaq Stock Market with capitalizations ranging from \$9.7 billion to \$1,577.4 billion as of June 30, 2020. To the extent the Fund's underlying index is concentrated in a particular industry the Fund will necessarily be concentrated in that industry. While the Fund's sector exposure may vary over time, as of June 30, 2020, the Fund has significant exposure to the Communication Services Sector, Consumer Discretionary Sector, Consumer Staples Sector, Health Care Sector, and Information Technology Sector, as each sector is defined by the Global Industry Classification Standard, a widely recognized industry classification methodology developed by MSCI, Inc. and Standard & Poor's Financial Services LLC. Also, as of June 30, 2020, the underlying index components, and thus the Fund's investments, are concentrated (*i.e.*, more than 25% of its assets) in securities issued by companies in the Internet & Direct Marketing Retail Industry, a separate industry within the Consumer Discretionary Sector, and Semiconductors & Semiconductor Equipment Industry, Software Industry, and Technology Hardware, Storage & Peripherals Industry, separate industries within the Information Technology Sector. The industries in which the underlying index components, and thus the Fund's investments, may be concentrated will vary as the composition of the underlying index changes over time.

On a day-to-day basis, the Fund may hold U.S. government securities or cash equivalents. The Fund also may enter into repurchase agreements with counterparties that are deemed to present acceptable credit risks. Depending on the effect on the Fund's portfolio of the underlying index's movements during any calendar month it may be necessary for the Advisor to rebalance the Fund's portfolio on the last trading day of each calendar month. Generally, the Fund's portfolio would be rebalanced at the end of a given month to increase the portfolio's exposure in response to that calendar month's gains or to reduce the portfolio's exposure in response to that calendar month's losses. In an effort to ensure that the Fund is fully invested on a day-to-day basis, the Fund may conduct any necessary trading activity at or just prior to the close of the U.S. financial markets. The Fund is non-diversified and, therefore, may invest a greater percentage of its assets in a particular issuer in comparison to a diversified fund.

The Fund may invest a portion of its assets, and at times, a substantial portion of its assets, in other short-term fixed-income investment companies advised by the Advisor, or an affiliate of the Advisor, for various purposes, including for liquidity management purposes (*e.g.*, to increase yield on liquid investments used to collateralize derivatives positions) or when such investment companies present a more cost-effective investment option than direct investments in the underlying securities. Investments in these investment companies will significantly increase the portfolio's exposure to certain other asset categories, including: (i) a broad range of high yield, high risk debt securities rated below the top four long-term rating categories by a nationally recognized statistical rating organization or, if unrated, determined by the Advisor to be of comparable quality (also known as "junk bonds"); (ii) securities issued by the U.S. government or its agencies and instrumentalities; (iii) collateralized loan obligations ("CLOs"), other asset-backed securities (including mortgage-backed securities) and similarly structured debt investments; and (iv) other short-term fixed income securities. Such investments will expose the Fund to the risks of these asset categories and increases or decreases in the value of these investments may cause the Fund to deviate from its investment objective.

PRINCIPAL RISKS

As with all mutual funds, a shareholder is subject to the risk that his or her investment could lose money. In addition to this risk, the Fund is subject to the principal risks described below.

ASSET-BACKED AND MORTGAGE-BACKED SECURITIES RISK—Through its investments in other investment companies, the Fund may have exposure to asset-backed securities, including mortgage-backed securities and structured finance investments. Investors in these securities generally receive payments that are part interest and part return of principal. These payments may vary based on the rate at which the underlying borrowers pay off their loans. Some asset-backed securities, including mortgage-backed securities, may have structures that make their reaction to interest rates and other factors difficult to predict, making their prices very volatile and they are subject

to liquidity risk. The terms of many structured finance investments and other instruments are tied to the London Interbank Offered Rate ("LIBOR"), which functions as a reference rate or benchmark. It is anticipated that LIBOR will be discontinued at the end of 2021, which may cause increased volatility and illiquidity in the markets for instruments with terms tied to LIBOR or other adverse consequences for these instruments. These events may adversely affect the Fund and its investments in such instruments.

CLO RISK—Through its investments in other investment companies, the Fund may have exposure to CLOs. A CLO is a trust typically collateralized by a pool of loans, which may include, among others, domestic and foreign senior secured loans, senior unsecured loans, and subordinate corporate loans, including loans that may be rated below investment grade or equivalent unrated loans. The cash flows from the trust are split into two or more portions, called tranches, varying in risk and yield. CLO tranches can experience substantial losses due to actual defaults, increased sensitivity to defaults due to collateral default and disappearance of protecting tranches, market anticipation of defaults, as well as aversion to CLO securities as a class. The risks of an investment in a CLO depend largely on the type of the collateral securities and the class of the CLO in which the Fund invests.

COMPOUNDING RISK—In addition to the correlation risks described under "Correlation Risk," the Fund's returns are subject to the effects of compounding, which generally will cause the Fund's performance to not correlate to the performance of the benchmark over periods greater than a full calendar month, before accounting for fees and fund expenses. Compounded returns are the result of reinvesting monthly returns over periods greater than a single month. The Fund's compounded returns for periods greater than a full calendar month will be different than the performance of the benchmark over the same period. The effects of compounding on the performance of the Fund will be more pronounced when the underlying index experiences increased volatility, the greater the leverage employed in the Fund, and over longer holding periods.

Compounding affects the performance of all investments over time, but has a more significant effect on a leveraged index fund because the magnified changes in performance produced by the use of leverage lead to greater increases and decreases in the fund's monthly returns which are then compounded over time. The effects of compounding, therefore, have a more significant effect on the Fund because it seeks to match a multiple of the performance of the Fund's underlying index on a monthly basis.

Fund performance for periods different than a full calendar month can be estimated given any set of assumptions for the following factors: (a) underlying index performance; (b) underlying index volatility; (c) financing rates associated with leverage; (d) other Fund expenses; (e) dividends or interest paid by companies in the underlying index; and (f) period of time. The table below illustrates the impact of two principal factors - volatility and index performance - on Fund performance. The table shows estimated Fund returns for a number of combinations of performance and volatility over a one-year period. Performance shown in the table assumes: (a) no dividends paid by the companies included in the underlying index; (b) no Fund expenses; and (c) a cost of leverage of zero percent. If Fund expenses, including the cost of leverage, were included, the Fund's performance would be lower than shown.

Areas shaded lighter represent those scenarios where the Fund can be expected to return more than twice the performance of the underlying index; conversely, areas shaded darker represent those scenarios where the Fund can be expected to return less than twice the performance of the underlying index.

Index Performance		Annualized Volatility				
1x	2x	10%	25%	50%	75%	100%
-60%	-120%	-85%	-86%	-89%	-93%	-97%
-50%	-100%	-76%	-78%	-82%	-88%	-94%
-40%	-80%	-65%	-67%	-73%	-82%	-90%
-30%	-60%	-52%	-54%	-62%	-74%	-86%
-20%	-40%	-37%	-40%	-50%	-65%	-80%
-10%	-20%	-20%	-24%	-36%	-54%	-74%
0%	0%	-1%	-5%	-20%	-42%	-66%
10%	20%	20%	15%	-3%	-29%	-58%
20%	40%	42%	36%	16%	-14%	-48%
30%	60%	67%	60%	36%	1%	-37%
40%	80%	93%	85%	57%	19%	-28%
50%	100%	120%	111%	81%	36%	-15%
60%	120%	149%	140%	105%	56%	-2%

The underlying index's annualized historical volatility rate for the five-year period ended June 30, 2020 is 16.99%. The underlying index's highest one-year volatility rate during the five-year period is 22.16%. The underlying index's annualized performance for the five-year period ended June 30, 2020 is 19.58%.

Historical underlying index volatility and performance are not indications of what the underlying index volatility and performance will be in the future. The table is intended to isolate the effects of the underlying index volatility and index performance on the return of the Fund, and underscore that the Fund is designed as a short-term trading vehicle for investors who intend to actively monitor and manage their portfolios.

CORRELATION RISK—A number of factors may affect the Fund's ability to achieve a high degree of correlation with its benchmark, including instances in which the Fund does not hold or have exposure to each component security of the underlying index and the effect of compounding on the Fund's returns, and there can be no guarantee that the Fund will achieve a high degree of correlation. Failure to achieve a high degree of correlation may prevent the Fund from achieving its investment objective. The Fund does not attempt to, and should not be expected to, provide returns which are a multiple of the returns of the underlying index for periods other than a full calendar month. The risk of the Fund not achieving its calendar monthly investment objective will be more acute when the underlying index has an extreme intra-month movement approaching 50%. **In addition, as a result of compounding, the Fund's performance for periods greater than a full calendar month is likely to be either greater than or less than the performance of the underlying index times the stated multiple in the Fund's investment objective, before accounting for Fund fees and expenses.**

COUNTERPARTY CREDIT RISK—The Fund may invest in financial instruments involving counterparties that attempt to gain exposure to a particular group of securities, index or asset class without actually purchasing those securities or investments, or to hedge a position. The Fund's use of such financial instruments, including swap agreements, involves risks that are different from those associated with ordinary portfolio securities transactions. For example, the Fund is exposed to the risk that the counterparty may be unwilling or unable to make timely payments to meet its contractual obligations or may fail to return holdings that are subject to the agreement with the counterparty. If the counterparty becomes bankrupt or defaults on its payment obligations to the Fund, the Fund may not receive the full amount that it is entitled to receive. If this occurs, the value of your shares in the Fund will decrease.

CREDIT RISK—The Fund could lose money if the debt securities or other instruments in which it invests decline in price, or the issuer or guarantor of such instrument fails to pay interest or principal when due because the issuer or guarantor of the instrument experiences an actual or perceived decline in its financial status. Generally, credit risk is increased when a portfolio security is downgraded or the perceived creditworthiness of the issuer or guarantor deteriorates, though the effect of any credit rating downgrade can be uncertain. To the extent the Fund invests in below investment grade instruments, it will be exposed to a greater amount of credit risk than a fund which only invests in investment grade securities. In addition, to the extent the Fund uses credit derivatives, such use will expose it to additional risk in the event that the bonds underlying the derivatives default. The degree of credit risk depends on the issuer's or guarantor's financial condition and on the terms of the instruments.

DEPOSITARY RECEIPT RISK—The Fund may hold the securities of non-U.S. companies in the form of ADRs. The underlying securities of the ADRs in the Fund's portfolio are subject to fluctuations in foreign currency exchange rates that may affect the value of the Fund's portfolio. In addition, the value of the securities underlying the ADRs may change materially when the U.S. markets are not open for trading. Investments in the underlying foreign securities also involve political and economic risks distinct from those associated with investing in the securities of U.S. issuers.

DERIVATIVES RISK—The Fund's investments in derivatives may pose risks in addition to and greater than those associated with investing directly in securities or other investments, including risks relating to leverage, imperfect correlations with underlying investments or the Fund's other portfolio holdings, high price volatility, lack of availability, counterparty credit, liquidity, valuation and legal restrictions. Their use is a highly specialized activity that involves investment techniques and risks different from those associated with ordinary portfolio securities transactions. If the Advisor is incorrect about its expectations of market conditions, the use of derivatives could also result in a loss, which in some cases may be unlimited. Certain risks are specific to the derivatives in which the Fund invests.

SWAP AGREEMENTS RISK—Swap agreements are contracts among the Fund and a counterparty to exchange the return of the pre-determined underlying investment (such as the rate of return of the underlying index). Swap agreements may be negotiated bilaterally and traded OTC between two parties or, in some instances, must be transacted through a futures commission merchant and cleared through a clearinghouse that serves as a central counterparty. Risks associated with the use of swap agreements are different from those associated with ordinary portfolio securities transactions, due in part to the fact they could be considered illiquid and many swaps trade on the OTC market. Swaps are particularly subject to counterparty credit, correlation, valuation, liquidity and leveraging risks. Certain standardized swaps are subject to mandatory central clearing. Central clearing is expected to reduce counterparty credit risk and increase liquidity, but central clearing does not make swap transactions risk-free.

FUTURES CONTRACTS RISK—Futures contracts are typically exchange traded contracts that call for the future delivery of an asset at a certain price and date, or cash settlement of the terms of the contract. Risks of futures contracts may be caused by an imperfect correlation between movements in the price of the instruments and the price of the underlying securities. In addition, there is the risk that the Fund may not be able to enter into a closing transaction because of an illiquid market. Exchanges can limit the number of positions that can be held or controlled by the Fund or the Advisor, thus limiting the ability to implement the Fund's strategies. Futures markets are highly volatile and the use of futures may increase the volatility of the Fund's net asset value ("NAV"). Futures also are subject to leverage risks and to liquidity risk.

OPTIONS CONTRACTS RISK—Options or options on futures contracts give the holder of the option the right to buy (or to sell) a position in a security or in a contract to the writer of the option, at a certain price. They are subject to correlation risk because there may be an imperfect correlation between the options and the securities markets that cause a given transaction to fail to achieve its objectives. The successful use of options depends on the Advisor's ability to correctly predict future price fluctuations and the degree of correlation between the options and securities markets. Exchanges can limit the number of positions that can be held or controlled by the Fund or the Advisor, thus limiting the ability to implement the Fund's strategies. Options also are particularly subject to leverage risk and can be subject to liquidity risk.

EARLY CLOSING RISK—The Fund is subject to the risk that unanticipated early closings of securities exchanges and other financial markets may result in the Fund's inability to buy or sell securities or other financial instruments on that day and may cause the Fund to incur substantial trading losses.

EQUITY RISK—The Fund is subject to the risk that the value of the equity securities and equity-based derivatives in the Fund's portfolio will decline due to volatility in the equity market caused by general market and economic conditions, perceptions regarding particular industries represented in the equity market, or factors relating to specific companies to which the Fund has investment exposure.

FOREIGN ISSUER EXPOSURE RISK—The Fund may invest in securities of foreign companies directly, or in financial instruments that are indirectly linked to the performance of foreign issuers, such as ADRs. The Fund's exposure to foreign issuers and investments in foreign securities, if any, are subject to additional risks in comparison to U.S. securities and U.S. issuers, including currency fluctuations, adverse political and economic developments, unreliable or untimely information, less liquidity, limited legal recourse and higher transactional costs.

HIGH YIELD AND UNRATED SECURITIES RISK—The Fund's exposure to higher yielding, below investment grade and unrated high risk debt securities (commonly known as "junk bonds") may present additional risk because these securities may be less liquid and present greater credit risk than investment grade bonds. The price of high yield securities tends to be subject to greater volatility due to issuer-specific operating results and outlook and to real or perceived adverse economic and competitive industry conditions. This exposure may be obtained through investments in other investment companies.

INDUSTRY CONCENTRATION RISK—The Fund may concentrate (*i.e.*, invest more than 25% of its net assets) its investments in a limited number of issuers conducting business in the same industry or group of related industries. To the extent the Fund does so, the Fund is more vulnerable to adverse market, economic, regulatory, political or other developments affecting that industry or group of related industries than a fund that invests its assets more broadly. As of June 30, 2020, the underlying index components, and thus the Fund's investments, are concentrated in securities issued by companies in the industries described below. The industries in which the underlying index components, and thus the Fund's assets, may be concentrated will vary as the composition of the underlying index changes over time.

Internet & Direct Marketing Retail Industry. As a result of the Fund's concentration in the Internet & Direct Marketing Retail Industry, the Fund is subject to the risks associated with that Industry. The Internet & Direct Marketing Retail Industry includes companies that provide retail services primarily on the Internet, through mail order, and TV home shopping retailers. The Internet & Direct Marketing Retail Industry relies heavily on consumer spending and the prices of securities of issuers in the Internet & Direct Marketing Retail Industry may fluctuate widely due to general economic conditions, consumer spending and the availability of disposable income, changing consumer tastes and preferences, and consumer demographics. Legislative or regulatory changes and increased government supervision also may affect companies in the Internet & Direct Marketing Retail Industry. The Internet & Direct Marketing Retail Industry is a separate industry within the Consumer Discretionary Sector.

Semiconductors & Semiconductor Equipment Industry. As a result of the Fund's concentration in the Semiconductors & Semiconductor Equipment Industry, the Fund is subject to the risks associated with that Industry. The Semiconductors & Semiconductor Equipment Industry includes manufacturers of semiconductor equipment, semiconductors and related products, including equipment used in the solar power industry and manufacturers of solar modules and cells. Companies in the Semiconductors & Semiconductor Equipment Industry rely heavily on technology. The prices of the securities of companies in the Semiconductors & Semiconductor Equipment Industry may fluctuate widely due to competitive pressures, increased sensitivity to short product cycles and aggressive pricing, heavy expenses incurred for research and development of products or services that prove unsuccessful, problems related to bringing products to market, and rapid obsolescence of products. Legislative or regulatory changes and increased government supervision also may affect companies in the Semiconductors & Semiconductor Equipment Industry. The Semiconductors & Semiconductor Equipment Industry is a separate industry within the Information Technology Sector.

Software Industry. As a result of the Fund's concentration in the Software Industry, the Fund is subject to the risks associated with that Industry. The Software Industry includes companies engaged in developing and producing software designed for specialized applications and systems and database management software and manufacturers of home entertainment and educational software used primarily in the home. The prices of the securities of issuers in the Software Industry may fluctuate widely due to competitive pressures, increased sensitivity to short product cycles and aggressive pricing, heavy expenses incurred for research and development of products or services that prove unsuccessful, challenges related to bringing products to market, and rapid obsolescence of products. In addition, many software companies rely on a combination of patents, copyrights, trademarks and trade secret laws to establish and protect their proprietary rights in their products and technologies. There can be no assurance that the steps taken by software companies to protect their proprietary rights will be adequate to prevent misappropriation of their technology or that competitors will not independently develop technologies that are substantially equivalent or superior to such companies' technology. Legislative or regulatory changes and increased government supervision also may affect companies in the Software Industry. The Software Industry is a separate industry within the Information Technology Sector.

Technology Hardware, Storage & Peripherals Industry. As a result of the Fund's concentration in the Technology Hardware, Storage & Peripherals Industry, the Fund is subject to the risks associated with that Industry. The Technology Hardware, Storage & Peripherals Industry includes companies engaged in the

manufacture of cellular phones, personal computers, servers, electronic computer components and peripherals. The Technology Hardware, Storage & Peripherals Industry includes data storage components, motherboards, audio and video cards, monitors, keyboards, printers, and other peripherals. The prices of the securities of companies in the Technology Hardware, Software & Peripherals Industry may fluctuate widely due to competitive pressures, aggressive pricing, technological developments, changing domestic demand, and the ability to attract and retain skilled employees. In addition, the market for products produced by software companies is characterized by rapidly changing technology, rapid product obsolescence, and cyclical market patterns. Legislative or regulatory changes and increased government supervision also may affect companies in the Technology Hardware, Storage & Peripherals Industry. The Technology Hardware, Storage & Peripherals Industry is a separate industry within the Information Technology Sector.

INTEREST RATE RISK—The market value of fixed income investments and related financial instruments will change in response to interest rate changes. During periods of falling interest rates, the values of fixed income securities generally rise. Conversely, during periods of rising interest rates, the values of such securities generally decline. Securities with greater interest rate sensitivity and longer maturities generally are subject to greater fluctuations in value. The Fund may invest in variable and floating rate securities. Although these instruments are generally less sensitive to interest rate changes than fixed rate instruments, the value of floating rate and variable securities may decline if their interest rates do not rise as quickly, or as much, as general interest rates. Changes in government or central bank policy, including changes in tax policy or changes in a central bank's implementation of specific policy goals, may have a substantial impact on interest rates, and could have an adverse effect on prices for fixed income securities and on the performance of the Fund. In particular, interest rates in the U.S. are at or near historically low levels and as a result, fixed income securities markets may experience heightened levels of interest rate risk. Any unexpected or sudden reversal of the fiscal policy underlying current interest rate levels could adversely affect the value of the Fund. There can be no guarantee that any particular government or central bank policy will be continued, discontinued or changed, nor that any such policy will have the desired effect on interest rates.

INTRA-CALENDAR MONTH INVESTMENT RISK—The Fund seeks calendar month leveraged investment results which should not be equated with seeking a leveraged goal for a period different than a calendar month. An investor who purchases shares on a day other than the last business day of a calendar month will likely have more, or less, than 200% leveraged investment exposure to the underlying index, depending upon the movement of the underlying index from the end of the prior calendar month until the point of purchase. If the underlying index moves in a direction favorable to the Fund, the investor will receive less than 200% exposure to the underlying index. Conversely, if the underlying index moves in a direction adverse to the Fund, the investor will receive greater than 200% exposure to the underlying index. Only on the last trading day of a calendar month, could an investor receive 200% exposure to the underlying index.

INVESTMENT IN INVESTMENT VEHICLES RISK—Investing in other investment vehicles, including ETFs, closed-end funds, affiliated short-term fixed income funds and other mutual funds, subjects the Fund to those risks affecting the investment vehicle, including the possibility that the value of the underlying securities held by the investment vehicle could decrease or the portfolio becomes illiquid. Moreover, the Fund and its shareholders will incur its pro rata share of the underlying vehicles' expenses, which will reduce the Fund's performance. In addition, investments in an ETF are subject to, among other risks, the risk that the ETF's shares may trade at a discount or premium relative to the NAV of the shares and the listing exchange may halt trading of the ETF's shares.

INVESTMENT IN LOANS RISK—Investing in loans involves special types of risks, including credit risk, interest rate risk, counterparty risk and prepayment risk. Loans may offer a fixed or floating interest rate. Loans are often generally below investment grade and may be unrated. Loans may be difficult to value and some can be subject to liquidity risk.

LARGE-CAPITALIZATION SECURITIES RISK—The Fund is subject to the risk that large-capitalization stocks may underperform other segments of the equity market or the equity market as a whole. Larger, more established companies may be unable to respond quickly to new competitive challenges such as changes in technology and may not be able to attain the high growth rate of smaller companies, especially during extended periods of economic expansion.

LEVERAGING RISK—The Fund achieves leveraged exposure to the underlying index through the use of derivative instruments. The more the Fund invests in leveraged instruments, the more this leverage will magnify any losses on those investments. The Fund's investment in these instruments generally requires a small investment relative to the amount of investment exposure assumed. As a result, such investments may give rise to losses that exceed the

amount invested in those instruments. Since the Fund's investment strategy involves consistently applied leverage, the value of the Fund's shares will tend to increase or decrease more than the value of any increase or decrease in the underlying index. Further, purchasing shares intra-calendar month may result in greater than 200% exposure to the performance of the underlying index if the underlying index declines between the end of the last calendar month and the time the investor purchased Fund shares. Leverage also will have the effect of magnifying tracking error.

LIQUIDITY AND VALUATION RISK—In certain circumstances, it may be difficult for the Fund to purchase and sell a particular investment within a reasonable time at a fair price, or the price at which it has been valued by the Advisor for purposes of the Fund's NAV, causing the Fund to be less liquid. While the Fund intends to invest in liquid securities and financial instruments, under certain market conditions, such as when trading in a particular investment has been halted temporarily by an exchange because the maximum price change of that investment has been realized, it may be difficult or impossible for the Fund to liquidate such investments. In addition, the ability of the Fund to assign an accurate daily value to certain investments may be difficult, and the Advisor may be required to fair value the investments.

MARKET RISK—The market value of the securities and derivatives held by the Fund may fluctuate over time in response to factors affecting individual companies or other factors such as changing economic, political or financial markets.

NON-DIVERSIFICATION RISK—The Fund is considered non-diversified and can invest a greater portion of its assets in securities of individual issuers than a diversified fund. As a result, changes in the market value of a single issuer's securities could cause greater fluctuations in the value of Fund shares than would occur in a diversified fund. The Fund may become diversified for periods of time solely as a result of changes in the composition of the underlying index (e.g., changes in the relative market capitalization or weights of one or more index component stocks).

OTC TRADING RISK—Certain of the derivatives in which the Fund may invest may be traded (and privately negotiated) in the OTC market. While the OTC derivatives market is the primary trading venue for many derivatives, it is largely unregulated and provides for less transparency than a national securities or commodities exchange. As a result and similar to other privately negotiated contracts, the Fund is subject to counterparty credit risk with respect to such derivatives contracts.

PASSIVE INVESTMENT RISK—The Fund is not actively managed and except in response to extreme intra-month movements in the Fund's underlying index, the Advisor does not attempt to take defensive positions in declining markets. Therefore, the Fund may be subject to greater losses in a declining market than a fund that is actively managed.

PORTFOLIO TURNOVER RISK—The Fund's strategy may frequently involve buying and selling portfolio securities, which may lead to increased costs to the Fund. Portfolio turnover risk may cause the Fund's performance to be less than you expect.

PREPAYMENT AND EXTENSION RISK—Prepayment risk is the risk that the principal on mortgage-backed securities, other asset-backed securities or any debt security with an embedded call option may be prepaid at any time, which could reduce the security's yield and market value. In the case of prepayment risk, if the investment is converted, prepaid or redeemed before maturity, the portfolio manager may not be able to invest the proceeds in other investments providing as high a level of income, resulting in a reduced yield to the Fund. The rate of prepayments tends to increase as interest rates fall, which could cause the average maturity of the portfolio to shorten. Conversely, extension risk is the risk that an unexpected rise in interest rates will extend the life of a mortgage- or asset-backed security beyond the prepayment time. If the Fund's investments are locked in at a lower interest rate for a longer period of time, the portfolio manager may be unable to capitalize on securities with higher interest rates or wider spreads.

REGULATORY AND LEGAL RISK—U.S. and non-U.S. governmental agencies and other regulators regularly implement additional regulations and legislators pass new laws that affect the investments held by the Fund, the strategies used by the Fund or the level of regulation or taxation applying to the Fund (such as regulations related to investments in derivatives and other transactions). These regulations and laws impact the investment strategies, performance, costs and operations of the Fund or taxation of shareholders.

REPURCHASE AGREEMENT RISK—The Fund's investment in repurchase agreements may be subject to market and credit risk with respect to the collateral securing the repurchase agreements. Investments in repurchase agreements

also may be subject to the risk that the market value of the underlying obligations may decline prior to the expiration of the repurchase agreement term.

SECTOR RISK—The Fund is subject to the Sector Risks described below.

Communication Services Sector Risk. The Fund's investments are exposed to issuers conducting business in the Communication Services Sector. The Communication Services Sector includes companies that facilitate communication and offer related content and information through various mediums. It includes telecom and media & entertainment companies including producers of interactive gaming products and companies engaged in content and information creation or distribution through proprietary platforms. The Fund is subject to the risk that the securities of such issuers will underperform the market as a whole due to legislative or regulatory changes, adverse market conditions and/or increased competition affecting the Communication Services Sector. The performance of companies operating in the Communication Services Sector has historically been closely tied to the performance of the overall economy, and also is affected by economic growth, consumer confidence, attitudes and spending. Increased sensitivity to short product cycles and aggressive pricing, challenges in bringing products to market and changes in demographics and consumer tastes also can affect the demand for, and success of, communication services products and services in the marketplace.

Consumer Discretionary Sector Risk. The Fund's investments are exposed to issuers conducting business in the Consumer Discretionary Sector. The manufacturing segment of the Consumer Discretionary Sector includes automotive, household durable goods, leisure equipment and textiles and apparel. The services segment includes hotels, restaurants and other leisure facilities, media production and services, and consumer retailing and services. The Fund is subject to the risk that the securities of such issuers will underperform the market as a whole due to legislative or regulatory changes, adverse market conditions and/or increased competition affecting the Consumer Discretionary Sector. The performance of companies operating in the Consumer Discretionary Sector has historically been closely tied to the performance of the overall economy, and also is affected by economic growth, consumer confidence, attitudes and spending. Changes in demographics and consumer tastes also can affect the demand for, and success of, consumer products and services in the marketplace. Moreover, the Consumer Discretionary Sector encompasses those businesses that tend to be the most sensitive to economic cycles.

Consumer Staples Sector Risk. The Fund's investments are exposed to issuers conducting business in the Consumer Staples Sector. The Consumer Staples Sector includes manufacturers and distributors of food, beverages and tobacco and producers of non-durable household goods and personal products. It also includes food and drug retailing companies as well as hypermarkets and consumer super centers. The Fund is subject to the risk that the securities of such issuers will underperform the market as a whole due to legislative or regulatory changes, adverse market conditions and/or increased competition affecting the Consumer Staples Sector. The performance of companies operating in the Consumer Staples Sector has historically been closely tied to the performance of the overall economy, and also is affected by consumer confidence, demands and preferences, and spending. In addition, companies in the Consumer Staples Sector may be subject to risks pertaining to the supply of, demand for, and prices of raw materials.

Health Care Sector Risk. The Fund's investments are exposed to issuers conducting business in the Health Care Sector. The Health Care Sector includes health care providers and services, companies that manufacture and distribute health care equipment and supplies, and health care technology companies. It also includes companies involved in the research, development, production and marketing of pharmaceuticals and biotechnology products. The Fund is subject to the risk that the securities of such issuers will underperform the market as a whole due to legislative or regulatory changes, adverse market conditions and/or increased competition affecting the Health Care Sector. The prices of the securities of companies operating in the Health Care Sector are closely tied to government regulation and approval of their products and services, which can have a significant effect on the price and availability of those products and services.

Information Technology Sector Risk. The Fund's investments are exposed to issuers conducting business in the Information Technology Sector. The Information Technology Sector includes companies that offer software and information technology services, manufacturers and distributors of technology hardware and equipment such as communications equipment, cellular phones, computers and peripherals, electronic equipment and related instruments and semiconductors. The Fund is subject to the risk that the securities of such issuers will underperform the market as a whole due to legislative or regulatory changes, adverse

market conditions and/or increased competition affecting the Information Technology Sector. The prices of the securities of companies operating in the Information Technology Sector are closely tied to market competition, increased sensitivity to short product cycles and aggressive pricing, and problems with bringing products to market.

SHAREHOLDER TRADING RISK—The Fund may be used as a tool for certain investors that employ trading strategies involving frequent trading. Such trading strategies may lead to increased portfolio turnover in the Fund, higher transaction costs, and the possibility of increased short-term capital gains (which will be taxable to shareholders as ordinary income when distributed to them) and/or long-term capital gains. Large movements of assets into and out of the Fund due to active or frequent trading also may adversely affect the Fund's ability to achieve its investment objective.

TEMPORARY DEFENSIVE INVESTMENT RISK—The Advisor generally does not attempt to take defensive positions in the Fund in declining markets. Therefore, the Fund may be subject to greater losses in a declining market than a fund that does take defensive positions in declining markets.

TRACKING ERROR RISK—The Advisor may not be able to cause the Fund's performance to match that of the Fund's benchmark, either on a calendar month or aggregate basis. Factors such as Fund expenses, imperfect correlation between the Fund's investments and those of the underlying index, rounding of share prices, changes to the composition of the underlying index, regulatory policies, high portfolio turnover rate, and the use of leverage all contribute to tracking error. Tracking error may cause the Fund's performance to be less than you expect.

TRADING HALT RISK—The Fund typically will hold futures contracts and short-term options. The major exchanges on which these contracts are traded, such as the Chicago Mercantile Exchange, have established limits on how much the trading price of a futures contract or option may decline over various time periods within a day, and may halt trading in a contract that exceeds such limits. If a trading halt occurs, the Fund may temporarily be unable to purchase or sell certain securities, futures contracts or options. Such a trading halt near the time the Fund prices its shares may limit the Fund's ability to fully invest its assets, which could increase tracking error and adversely affect performance, and may prevent the Fund from achieving its investment objective.

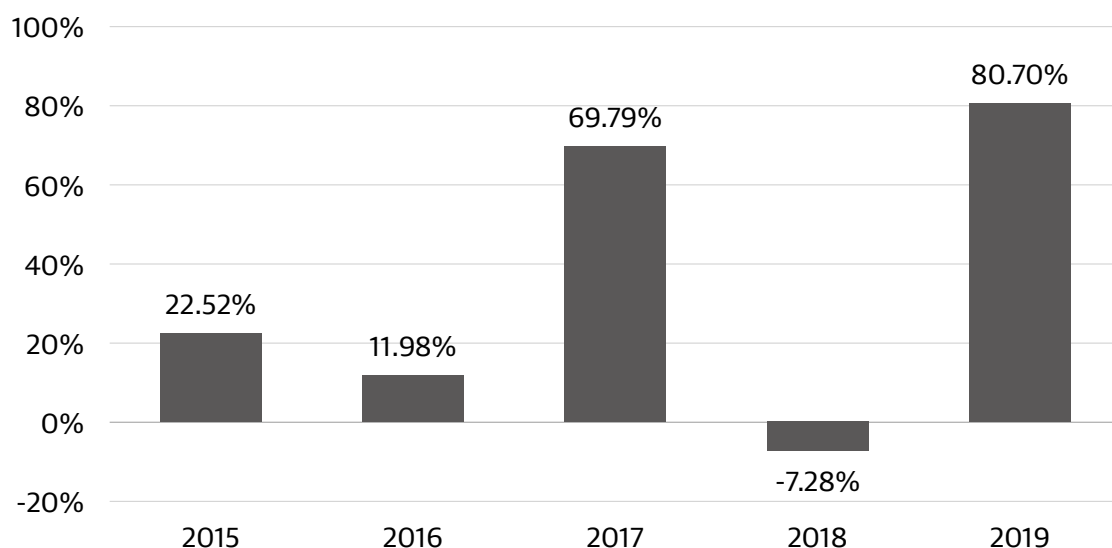
U.S. GOVERNMENT SECURITIES RISK—U.S. government securities may or may not be backed by the full faith and credit of the U.S. government. The value of U.S. government securities will fluctuate and such securities are subject to the risks associated with fixed-income and debt securities, particularly interest rate and credit risk.

PERFORMANCE INFORMATION

The following bar chart shows the performance of the Class H shares of the Fund from year to year. The variability of performance over time provides an indication of the risks of investing in the Fund. The following table shows the performance of the Class H shares of the Fund as an average over different periods of time in comparison to the performance of a broad-based market index. The figures in the bar chart and table assume the reinvestment of dividends and capital gains distributions. Of course, this past performance (before and after taxes) does not necessarily indicate how the Fund will perform in the future.

Updated performance information is available on the Fund's website at www.guggenheiminvestments.com or by calling 800.820.0888.

The performance information shown below for Class H shares is based on a calendar year. The year-to-date return for the period from January 1, 2020 through June 30, 2020 is 29.14%.



Highest Quarter Return
Q1 2019 33.99%

Lowest Quarter Return
Q4 2018 -32.90%

AVERAGE ANNUAL TOTAL RETURN (for periods ended December 31, 2019)

The after-tax returns presented in the table below are calculated using highest historical individual federal marginal income tax rates and do not reflect the impact of state and local taxes. Your actual after-tax returns will depend on your specific tax situation and may differ from those shown below. After-tax returns are not relevant to investors who hold shares of the Fund through tax-deferred arrangements, such as 401(k) plans or individual retirement accounts.

Class H	Past 1 Year	Past 5 Years	Since Inception (11/28/2014)
Return Before Taxes	80.70%	31.31%	29.42%
Return After Taxes on Distributions	80.62%	31.29%	29.41%
Return After Taxes on Distributions and Sale of Fund Shares	47.77%	26.28%	24.65%
NASDAQ-100 Index® (reflects no deduction for fees, expenses or taxes)	39.46%	16.91%	16.06%

MANAGEMENT

INVESTMENT ADVISOR

Security Investors, LLC, which operates under the name Guggenheim Investments, serves as the investment adviser of the Fund.

PORTFOLIO MANAGERS

- **Michael P. Byrum**, CFA, Senior Vice President. Mr. Byrum has been associated with the Advisor since 1993.
- **Ryan A. Harder**, CFA, Portfolio Manager. Mr. Harder has been associated with the Advisor since 2004.

PURCHASE AND SALE OF FUND SHARES

The minimum initial investment amounts and minimum account balance requirements for Class H accounts held through a third party (e.g., a brokerage account) are typically:

- \$1,000 for retirement accounts
- \$2,500 for all other accounts

Accounts opened through a financial intermediary (non-direct) will be subject to your financial intermediary's minimum initial investment amount and account balance requirements, which may be different than the amounts above.

Class H accounts held directly at Guggenheim Investments (other than those that are managed by financial professionals) are subject to a minimum initial investment and account balance of \$5,000 (including retirement accounts).

Direct accounts managed by financial professionals are not subject to minimum initial investment and minimum account balance requirements.

There are no minimum amounts for subsequent investments in the Fund except for subsequent investments made via Automated Clearing House ("ACH").

The Fund reserves the right to modify its minimum account balance requirements at any time, with or without prior notice to you.

The Fund redeems its shares continuously and investors may sell their shares back to the Fund on any day that the New York Stock Exchange (the "NYSE") is open for business (a "Business Day"). You will ordinarily submit your transaction order through your financial intermediary or other securities dealers through which you opened your shareholder account or through Guggenheim Investments directly. The Fund also offers you the option to send redemption orders to Guggenheim Investments by mail, fax or telephone.

TAX INFORMATION

Fund distributions are generally taxable as ordinary income, qualified dividend income, or capital gains (or a combination thereof), unless your investment is in an IRA or other tax-advantaged retirement account. Investments through a tax-advantaged retirement account may be subject to taxation upon withdrawal.

PAYMENTS TO BROKER-DEALERS AND OTHER FINANCIAL INTERMEDIARIES

If you purchase the Fund through a broker-dealer or other financial intermediary (such as a bank), the Fund and its related companies may pay the intermediary for the sale of Fund shares and related services. These payments may create a conflict of interest by influencing the broker-dealer or other intermediary and your sales person to recommend the Fund over another investment. Ask your sales person or visit your financial intermediary's website for more information.

NASDAQ-100[®] FUND

INVESTMENT OBJECTIVE

The NASDAQ-100[®] Fund (the "Fund") seeks to provide investment results that correspond, before fees and expenses, to a benchmark for over-the-counter ("OTC") securities on a daily basis. The Fund's current benchmark is the NASDAQ-100 Index[®] (the "underlying index").

FEES AND EXPENSES OF THE FUND

This table describes the fees and expenses that you may pay if you buy and hold Investor Class shares or Class H shares of the Fund. You may be required to pay a commission to your financial intermediary for effecting transactions in a class of shares of the Fund without any initial sales charge, contingent deferred sales charge, or other asset-based fee for sales or distribution. These commissions are not reflected in the Fees and Expenses table or expense example below.

	Investor Class	Class H
SHAREHOLDER FEES <i>(fees paid directly from your investment)</i>	N/A	N/A
ANNUAL FUND OPERATING EXPENSES <i>(expenses that you pay each year as a percentage of the value of your investment)</i>		
Management Fees	0.75%	0.75%
Distribution (12b-1) Fees	None	0.25%
Other Expenses*	0.62%	0.62%
Acquired Fund Fees and Expenses	0.01%	0.01%
Total Annual Fund Operating Expenses**	1.38%	1.63%

* "Other Expenses" does not include fees paid to the Fund's swap contract counterparties, or the management fees, performance fees, and expenses of the reference assets or trading vehicles underlying such swap contracts. These fees and expenses, which are not reflected in this Annual Fund Operating Expenses table, are embedded in the returns of the swap contracts (i.e., the fees and expenses reduce the investment returns of the swap contracts) and represent an indirect cost of investing in the Fund.

** The Total Annual Fund Operating Expenses in this fee table may not correlate to the expense ratios in the Fund's financial highlights and financial statements because the financial highlights and financial statements reflect only the operating expenses of the Fund and do not include Acquired Fund Fees and Expenses, which are fees and expenses incurred indirectly by the Fund through its investments in certain underlying investment companies.

EXAMPLE

This Example is intended to help you compare the cost of investing in the Fund with the cost of investing in other mutual funds.

The Example assumes that you invest \$10,000 in the Fund for the time periods indicated and then redeem all of your shares at the end of those periods. The Example also assumes that your investment has a 5% return each year and that the Fund's operating expenses remain the same. Although your actual costs may be higher or lower, based on these assumptions your costs would be:

	1 Year	3 Years	5 Years	10 Years
Investor Class	\$140	\$437	\$755	\$1,657
Class H	\$166	\$514	\$886	\$1,933

PORTFOLIO TURNOVER

The Fund pays transaction costs, such as commissions, when it buys and sells securities (or "turns over" its portfolio). A higher portfolio turnover rate may indicate higher transaction costs and may result in higher taxes when Fund shares are held in a taxable account. These costs, which are not reflected in the Total Annual Fund Operating Expenses or

the Example, affect the Fund's performance. During the most recent fiscal year, the Fund's portfolio turnover rate was 54% of the average value of its portfolio. The Fund's portfolio turnover rate is calculated without regard to cash instruments and most derivatives. If such instruments were included, the Fund's portfolio turnover rate might be significantly higher.

PRINCIPAL INVESTMENT STRATEGIES

The Fund employs as its investment strategy a program of investing in the common stock of companies that are generally within the capitalization range of the underlying index and derivative instruments, which primarily consist of equity index swaps and swaps on exchange-traded funds ("ETFs"), futures contracts, and options on securities, futures contracts, and stock indices. While the Fund may write (sell) and purchase swaps, it expects primarily to purchase swaps. Swap agreements and futures and options contracts enable the Fund to pursue its objective without investing directly in the securities included in the underlying index or in the same proportion that those securities are represented in the underlying index. Certain of the Fund's derivatives investments may be traded in the OTC market. The Fund also may invest in American Depositary Receipts ("ADRs") to gain exposure to international companies included in the underlying index. Under normal circumstances, the Fund will invest at least 80% of its net assets, plus any borrowings for investment purposes, in securities of companies in the underlying index and derivatives and other instruments whose performance is expected to correspond to that of the underlying index.

Investments in derivative instruments, such as futures, options and swap agreements, have the economic effect of creating financial leverage in the Fund's portfolio because such investments may give rise to losses that exceed the amount the Fund has invested in those instruments. Financial leverage will magnify, sometimes significantly, the Fund's exposure to any increase or decrease in prices associated with a particular reference asset resulting in increased volatility in the value of the Fund's portfolio. The value of the Fund's portfolio is likely to experience greater volatility over short-term periods. While such financial leverage has the potential to produce greater gains, it also may result in greater losses, which in some cases may cause the Fund to liquidate other portfolio investments at a loss to comply with limits on leverage and asset segregation requirements imposed by the Investment Company Act of 1940 or to meet redemption requests.

The NASDAQ-100 Index[®] is a modified capitalization-weighted index composed of 100 of the largest non-financial companies listed on The Nasdaq Stock Market with capitalizations ranging from \$9.7 billion to \$1,577.4 billion as of June 30, 2020. To the extent the Fund's underlying index is concentrated in a particular industry the Fund will necessarily be concentrated in that industry. The industries in which the underlying index components, and thus the Fund's investments, may be concentrated will vary as the composition of the underlying index changes over time. While the Fund's sector exposure may vary over time, as of June 30, 2020, the Fund has significant exposure to the Communication Services Sector, Consumer Discretionary Sector, and Information Technology Sector, as each sector is defined by the Global Industry Classification Standard, a widely recognized industry classification methodology developed by MSCI, Inc. and Standard & Poor's Financial Services LLC.

On a day-to-day basis, the Fund may hold U.S. government securities or cash equivalents. The Fund also may enter into repurchase agreements with counterparties that are deemed to present acceptable credit risks. In an effort to ensure that the Fund is fully invested on a day-to-day basis, the Fund may conduct any necessary trading activity at or just prior to the close of the U.S. financial markets. The Fund is non-diversified and, therefore, may invest a greater percentage of its assets in a particular issuer in comparison to a diversified fund.

The Fund may invest a portion of its assets, and at times, a substantial portion of its assets, in other short-term fixed-income investment companies advised by the Advisor, or an affiliate of the Advisor, for various purposes, including for liquidity management purposes (e.g., to increase yield on liquid investments used to collateralize derivatives positions) or when such investment companies present a more cost-effective investment option than direct investments in the underlying securities. Investments in these investment companies will significantly increase the portfolio's exposure to certain other asset categories, including: (i) a broad range of high yield, high risk debt securities rated below the top four long-term rating categories by a nationally recognized statistical rating organization or, if unrated, determined by the Advisor to be of comparable quality (also known as "junk bonds"); (ii) securities issued by the U.S. government or its agencies and instrumentalities; (iii) collateralized loan obligations ("CLOs"), other asset-backed securities (including mortgage-backed securities) and similarly structured debt investments; and (iv) other short-term fixed income securities. Such investments will expose the Fund to the risks of these asset categories and increases or decreases in the value of these investments may cause the Fund to deviate from its investment objective.

PRINCIPAL RISKS

As with all mutual funds, a shareholder is subject to the risk that his or her investment could lose money. In addition to this risk, the Fund is subject to the principal risks described below.

ASSET-BACKED AND MORTGAGE-BACKED SECURITIES RISK—Through its investments in other investment companies, the Fund may have exposure to asset-backed securities, including mortgage-backed securities and structured finance investments. Investors in these securities generally receive payments that are part interest and part return of principal. These payments may vary based on the rate at which the underlying borrowers pay off their loans. Some asset-backed securities, including mortgage-backed securities, may have structures that make their reaction to interest rates and other factors difficult to predict, making their prices very volatile and they are subject to liquidity risk. The terms of many structured finance investments and other instruments are tied to the London Interbank Offered Rate ("LIBOR"), which functions as a reference rate or benchmark. It is anticipated that LIBOR will be discontinued at the end of 2021, which may cause increased volatility and illiquidity in the markets for instruments with terms tied to LIBOR or other adverse consequences for these instruments. These events may adversely affect the Fund and its investments in such instruments.

CLO RISK—Through its investments in other investment companies, the Fund may have exposure to CLOs. A CLO is a trust typically collateralized by a pool of loans, which may include, among others, domestic and foreign senior secured loans, senior unsecured loans, and subordinate corporate loans, including loans that may be rated below investment grade or equivalent unrated loans. The cash flows from the trust are split into two or more portions, called tranches, varying in risk and yield. CLO tranches can experience substantial losses due to actual defaults, increased sensitivity to defaults due to collateral default and disappearance of protecting tranches, market anticipation of defaults, as well as aversion to CLO securities as a class. The risks of an investment in a CLO depend largely on the type of the collateral securities and the class of the CLO in which the Fund invests.

COUNTERPARTY CREDIT RISK—The Fund may invest in financial instruments involving counterparties that attempt to gain exposure to a particular group of securities, index or asset class without actually purchasing those securities or investments, or to hedge a position. The Fund's use of such financial instruments, including swap agreements, involves risks that are different from those associated with ordinary portfolio securities transactions. For example, the Fund is exposed to the risk that the counterparty may be unwilling or unable to make timely payments to meet its contractual obligations or may fail to return holdings that are subject to the agreement with the counterparty. If the counterparty becomes bankrupt or defaults on its payment obligations to the Fund, the Fund may not receive the full amount that it is entitled to receive. If this occurs, the value of your shares in the Fund will decrease.

CREDIT RISK—The Fund could lose money if the debt securities or other instruments in which it invests decline in price, or the issuer or guarantor of such instrument fails to pay interest or principal when due because the issuer or guarantor of the instrument experiences an actual or perceived decline in its financial status. Generally, credit risk is increased when a portfolio security is downgraded or the perceived creditworthiness of the issuer or guarantor deteriorates, though the effect of any credit rating downgrade can be uncertain. To the extent the Fund invests in below investment grade instruments, it will be exposed to a greater amount of credit risk than a fund which only invests in investment grade securities. In addition, to the extent the Fund uses credit derivatives, such use will expose it to additional risk in the event that the bonds underlying the derivatives default. The degree of credit risk depends on the issuer's or guarantor's financial condition and on the terms of the instruments.

DEPOSITARY RECEIPT RISK—The Fund may hold the securities of non-U.S. companies in the form of ADRs. The underlying securities of the ADRs in the Fund's portfolio are subject to fluctuations in foreign currency exchange rates that may affect the value of the Fund's portfolio. In addition, the value of the securities underlying the ADRs may change materially when the U.S. markets are not open for trading. Investments in the underlying foreign securities also involve political and economic risks distinct from those associated with investing in the securities of U.S. issuers.

DERIVATIVES RISK—The Fund's investments in derivatives may pose risks in addition to and greater than those associated with investing directly in securities or other investments, including risks relating to leverage, imperfect correlations with underlying investments or the Fund's other portfolio holdings, high price volatility, lack of availability, counterparty credit, liquidity, valuation and legal restrictions. Their use is a highly specialized activity that involves investment techniques and risks different from those associated with ordinary portfolio securities transactions. If the Advisor is incorrect about its expectations of market conditions, the use of derivatives could also

result in a loss, which in some cases may be unlimited. Certain risks are specific to the derivatives in which the Fund invests.

SWAP AGREEMENTS RISK—Swap agreements are contracts among the Fund and a counterparty to exchange the return of the pre-determined underlying investment (such as the rate of return of the underlying index). Swap agreements may be negotiated bilaterally and traded OTC between two parties or, in some instances, must be transacted through a futures commission merchant and cleared through a clearinghouse that serves as a central counterparty. Risks associated with the use of swap agreements are different from those associated with ordinary portfolio securities transactions, due in part to the fact they could be considered illiquid and many swaps trade on the OTC market. Swaps are particularly subject to counterparty credit, correlation, valuation, liquidity and leveraging risks. Certain standardized swaps are subject to mandatory central clearing. Central clearing is expected to reduce counterparty credit risk and increase liquidity, but central clearing does not make swap transactions risk-free.

FUTURES CONTRACTS RISK—Futures contracts are typically exchange-traded contracts that call for the future delivery of an asset at a certain price and date, or cash settlement of the terms of the contract. Risks of futures contracts may be caused by an imperfect correlation between movements in the price of the instruments and the price of the underlying securities. In addition, there is the risk that the Fund may not be able to enter into a closing transaction because of an illiquid market. Exchanges can limit the number of positions that can be held or controlled by the Fund or the Advisor, thus limiting the ability to implement the Fund's strategies. Futures markets are highly volatile and the use of futures may increase the volatility of the Fund's net asset value ("NAV"). Futures also are subject to leverage risks and to liquidity risk.

OPTIONS CONTRACTS RISK—Options or options on futures contracts give the holder of the option the right to buy (or to sell) a position in a security or in a contract to the writer of the option, at a certain price. They are subject to correlation risk because there may be an imperfect correlation between the options and the securities markets that cause a given transaction to fail to achieve its objectives. The successful use of options depends on the Advisor's ability to correctly predict future price fluctuations and the degree of correlation between the options and securities markets. Exchanges can limit the number of positions that can be held or controlled by the Fund or the Advisor, thus limiting the ability to implement the Fund's strategies. Options also are particularly subject to leverage risk and can be subject to liquidity risk.

EARLY CLOSING RISK—The Fund is subject to the risk that unanticipated early closings of securities exchanges and other financial markets may result in the Fund's inability to buy or sell securities or other financial instruments on that day and may cause the Fund to incur substantial trading losses.

EQUITY RISK—The Fund is subject to the risk that the value of the equity securities and equity-based derivatives in the Fund's portfolio will decline due to volatility in the equity market caused by general market and economic conditions, perceptions regarding particular industries represented in the equity market, or factors relating to specific companies to which the Fund has investment exposure.

FOREIGN ISSUER EXPOSURE RISK—The Fund may invest in securities of foreign companies directly, or in financial instruments that are indirectly linked to the performance of foreign issuers, such as ADRs. The Fund's exposure to foreign issuers and investments in foreign securities, if any, are subject to additional risks in comparison to U.S. securities and U.S. issuers, including currency fluctuations, adverse political and economic developments, unreliable or untimely information, less liquidity, limited legal recourse and higher transactional costs.

HIGH YIELD AND UNRATED SECURITIES RISK—The Fund's exposure to higher yielding, below investment grade and unrated high risk debt securities (commonly known as "junk bonds") may present additional risk because these securities may be less liquid and present greater credit risk than investment grade bonds. The price of high yield securities tends to be subject to greater volatility due to issuer-specific operating results and outlook and to real or perceived adverse economic and competitive industry conditions. This exposure may be obtained through investments in other investment companies.

INDUSTRY CONCENTRATION RISK—The Fund may concentrate (*i.e.*, invest more than 25% of its net assets) its investments in a limited number of issuers conducting business in the same industry or group of related industries. To the extent the Fund does so, the Fund is more vulnerable to adverse market, economic, regulatory, political or

other developments affecting that industry or group of related industries than a fund that invests its assets more broadly. The industries in which the underlying index components, and thus the Fund's assets, may be concentrated will vary as the composition of the underlying index changes over time.

INTEREST RATE RISK—The market value of fixed income investments and related financial instruments will change in response to interest rate changes. During periods of falling interest rates, the values of fixed income securities generally rise. Conversely, during periods of rising interest rates, the values of such securities generally decline. Securities with greater interest rate sensitivity and longer maturities generally are subject to greater fluctuations in value. The Fund may invest in variable and floating rate securities. Although these instruments are generally less sensitive to interest rate changes than fixed rate instruments, the value of floating rate and variable securities may decline if their interest rates do not rise as quickly, or as much, as general interest rates. Changes in government or central bank policy, including changes in tax policy or changes in a central bank's implementation of specific policy goals, may have a substantial impact on interest rates, and could have an adverse effect on prices for fixed income securities and on the performance of the Fund. In particular, interest rates in the U.S. are at or near historically low levels and as a result, fixed income securities markets may experience heightened levels of interest rate risk. Any unexpected or sudden reversal of the fiscal policy underlying current interest rate levels could adversely affect the value of the Fund. There can be no guarantee that any particular government or central bank policy will be continued, discontinued or changed, nor that any such policy will have the desired effect on interest rates.

INVESTMENT IN INVESTMENT VEHICLES RISK—Investing in other investment vehicles, including ETFs, closed-end funds, affiliated short-term fixed income funds and other mutual funds, subjects the Fund to those risks affecting the investment vehicle, including the possibility that the value of the underlying securities held by the investment vehicle could decrease or the portfolio becomes illiquid. Moreover, the Fund and its shareholders will incur its pro rata share of the underlying vehicles' expenses, which will reduce the Fund's performance. In addition, investments in an ETF are subject to, among other risks, the risk that the ETF's shares may trade at a discount or premium relative to the NAV of the shares and the listing exchange may halt trading of the ETF's shares.

INVESTMENT IN LOANS RISK—Investing in loans involves special types of risks, including credit risk, interest rate risk, counterparty risk and prepayment risk. Loans may offer a fixed or floating interest rate. Loans are often generally below investment grade and may be unrated. Loans may be difficult to value and some can be subject to liquidity risk.

LARGE-CAPITALIZATION SECURITIES RISK—The Fund is subject to the risk that large-capitalization stocks may underperform other segments of the equity market or the equity market as a whole. Larger, more established companies may be unable to respond quickly to new competitive challenges such as changes in technology and may not be able to attain the high growth rate of smaller companies, especially during extended periods of economic expansion.

LIQUIDITY AND VALUATION RISK—In certain circumstances, it may be difficult for the Fund to purchase and sell a particular investment within a reasonable time at a fair price, or the price at which it has been valued by the Advisor for purposes of the Fund's NAV, causing the Fund to be less liquid. While the Fund intends to invest in liquid securities and financial instruments, under certain market conditions, such as when trading in a particular investment has been halted temporarily by an exchange because the maximum price change of that investment has been realized, it may be difficult or impossible for the Fund to liquidate such investments. In addition, the ability of the Fund to assign an accurate daily value to certain investments may be difficult, and the Advisor may be required to fair value the investments.

MARKET RISK—The market value of the securities and derivatives held by the Fund may fluctuate over time in response to factors affecting individual companies or other factors such as changing economic, political or financial markets.

NON-DIVERSIFICATION RISK—The Fund is considered non-diversified and can invest a greater portion of its assets in securities of individual issuers than a diversified fund. As a result, changes in the market value of a single issuer's securities could cause greater fluctuations in the value of Fund shares than would occur in a diversified fund. The Fund may become diversified for periods of time solely as a result of changes in the composition of the underlying index (e.g., changes in the relative market capitalization or weights of one or more index component stocks).

OTC TRADING RISK—Certain of the derivatives in which the Fund may invest may be traded (and privately negotiated) in the OTC market. While the OTC derivatives market is the primary trading venue for many derivatives, it is largely unregulated and provides for less transparency than a national securities or commodities exchange. As a result and similar to other privately negotiated contracts, the Fund is subject to counterparty credit risk with respect to such derivatives contracts.

PASSIVE INVESTMENT RISK—The Fund is not actively managed and the Advisor does not attempt to take defensive positions in declining markets. Therefore, the Fund may be subject to greater losses in a declining market than a fund that is actively managed.

PORTFOLIO TURNOVER RISK—Periodic rebalancing of the Fund's holdings pursuant to its daily investment objective may lead to a greater number of portfolio transactions in the Fund than experienced by other mutual funds. Such frequent and active trading may lead to significantly higher transaction costs because of increased broker commissions associated with such transactions.

PREPAYMENT AND EXTENSION RISK—Prepayment risk is the risk that the principal on mortgage-backed securities, other asset-backed securities or any debt security with an embedded call option may be prepaid at any time, which could reduce the security's yield and market value. In the case of prepayment risk, if the investment is converted, prepaid or redeemed before maturity, the portfolio manager may not be able to invest the proceeds in other investments providing as high a level of income, resulting in a reduced yield to the Fund. The rate of prepayments tends to increase as interest rates fall, which could cause the average maturity of the portfolio to shorten. Conversely, extension risk is the risk that an unexpected rise in interest rates will extend the life of a mortgage- or asset-backed security beyond the prepayment time. If the Fund's investments are locked in at a lower interest rate for a longer period of time, the portfolio manager may be unable to capitalize on securities with higher interest rates or wider spreads.

REGULATORY AND LEGAL RISK—U.S. and non-U.S. governmental agencies and other regulators regularly implement additional regulations and legislators pass new laws that affect the investments held by the Fund, the strategies used by the Fund or the level of regulation or taxation applying to the Fund (such as regulations related to investments in derivatives and other transactions). These regulations and laws impact the investment strategies, performance, costs and operations of the Fund or taxation of shareholders.

REPURCHASE AGREEMENT RISK—The Fund's investment in repurchase agreements may be subject to market and credit risk with respect to the collateral securing the repurchase agreements. Investments in repurchase agreements also may be subject to the risk that the market value of the underlying obligations may decline prior to the expiration of the repurchase agreement term.

SECTOR RISK—The Fund is subject to the Sector Risks described below.

Communication Services Sector Risk. The Fund's investments are exposed to issuers conducting business in the Communication Services Sector. The Communication Services Sector includes companies that facilitate communication and offer related content and information through various mediums. It includes telecom and media & entertainment companies including producers of interactive gaming products and companies engaged in content and information creation or distribution through proprietary platforms. The Fund is subject to the risk that the securities of such issuers will underperform the market as a whole due to legislative or regulatory changes, adverse market conditions and/or increased competition affecting the Communication Services Sector. The performance of companies operating in the Communication Services Sector has historically been closely tied to the performance of the overall economy, and also is affected by economic growth, consumer confidence, attitudes and spending. Increased sensitivity to short product cycles and aggressive pricing, challenges in bringing products to market and changes in demographics and consumer tastes also can affect the demand for, and success of, communication services products and services in the marketplace.

Consumer Discretionary Sector Risk. The Fund's investments are exposed to issuers conducting business in the Consumer Discretionary Sector. The manufacturing segment of the Consumer Discretionary Sector includes automotive, household durable goods, leisure equipment and textiles and apparel. The services segment includes hotels, restaurants and other leisure facilities, media production and services, and consumer

retailing and services. The Fund is subject to the risk that the securities of such issuers will underperform the market as a whole due to legislative or regulatory changes, adverse market conditions and/or increased competition affecting the Consumer Discretionary Sector. The performance of companies operating in the Consumer Discretionary Sector has historically been closely tied to the performance of the overall economy, and also is affected by economic growth, consumer confidence, attitudes and spending. Changes in demographics and consumer tastes also can affect the demand for, and success of, consumer products and services in the marketplace. Moreover, the Consumer Discretionary Sector encompasses those businesses that tend to be the most sensitive to economic cycles.

Information Technology Sector Risk. The Fund's investments are exposed to issuers conducting business in the Information Technology Sector. The Information Technology Sector includes companies that offer software and information technology services, manufacturers and distributors of technology hardware and equipment such as communications equipment, cellular phones, computers and peripherals, electronic equipment and related instruments and semiconductors. The Fund is subject to the risk that the securities of such issuers will underperform the market as a whole due to legislative or regulatory changes, adverse market conditions and/or increased competition affecting the Information Technology Sector. The prices of the securities of companies operating in the Information Technology Sector are closely tied to market competition, increased sensitivity to short product cycles and aggressive pricing, and problems with bringing products to market.

SHAREHOLDER TRADING RISK—The Fund may be used as a tool for certain investors that employ trading strategies involving frequent trading. Such trading strategies may lead to increased portfolio turnover in the Fund, higher transaction costs, and the possibility of increased short-term capital gains (which will be taxable to shareholders as ordinary income when distributed to them) and/or long-term capital gains. Large movements of assets into and out of the Fund due to active or frequent trading also may adversely affect the Fund's ability to achieve its investment objective.

TEMPORARY DEFENSIVE INVESTMENT RISK—The Advisor generally does not attempt to take defensive positions in the Fund in declining markets. Therefore, the Fund may be subject to greater losses in a declining market than a fund that does take defensive positions in declining markets.

TRACKING ERROR RISK—The Advisor may not be able to cause the Fund's performance to correspond to that of the Fund's benchmark, either on a daily or aggregate basis. Factors such as Fund expenses, imperfect correlation between the Fund's investments and those of the underlying index, rounding of share prices, changes to the composition of the underlying index, regulatory policies, and high portfolio turnover rate all contribute to tracking error. Tracking error may cause the Fund's performance to be less than you expect.

TRADING HALT RISK—The Fund typically will hold futures contracts and short-term options. The major exchanges on which these contracts are traded, such as the Chicago Mercantile Exchange, have established limits on how much the trading price of a futures contract or option may decline over various time periods within a day, and may halt trading in a contract that exceeds such limits. If a trading halt occurs, the Fund may temporarily be unable to purchase or sell certain securities, futures contracts or options. Such a trading halt near the time the Fund prices its shares may limit the Fund's ability to fully invest its assets, which could increase tracking error and adversely affect performance, and may prevent the Fund from achieving its investment objective.

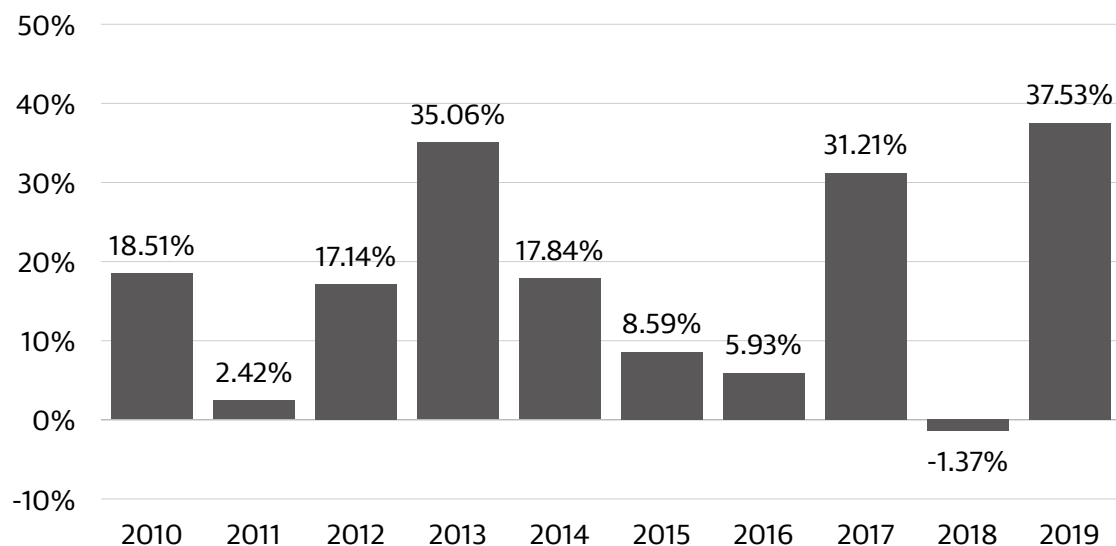
U.S. GOVERNMENT SECURITIES RISK—U.S. government securities may or may not be backed by the full faith and credit of the U.S. government. The value of U.S. government securities will fluctuate and such securities are subject to the risks associated with fixed-income and debt securities, particularly interest rate and credit risk.

PERFORMANCE INFORMATION

The following bar chart shows the performance of the Investor Class shares of the Fund from year to year. The variability of performance over time provides an indication of the risks of investing in the Fund. The following tables show the performance of the Investor Class shares and Class H shares of the Fund as an average over different periods of time in comparison to the performance of a broad-based market index. The figures in the bar chart and tables assume the reinvestment of dividends and capital gains distributions. Of course, this past performance (before and after taxes) does not necessarily indicate how the Fund will perform in the future.

Updated performance information is available on the Fund's website at www.guggenheiminvestments.com or by calling 800.820.0888.

The performance information shown below for Investor Class shares is based on a calendar year. The year-to-date return for the period from January 1, 2020 through June 30, 2020 is 16.00%.



Highest Quarter Return
Q1 2012 20.92%

Lowest Quarter Return
Q4 2018 -17.10 %

AVERAGE ANNUAL TOTAL RETURN (for periods ended December 31, 2019)

The after-tax returns presented in the table below are calculated using highest historical individual federal marginal income tax rates and do not reflect the impact of state and local taxes. Your actual after-tax returns will depend on your specific tax situation and may differ from those shown below. After-tax returns are not relevant to investors who hold shares of the Fund through tax-deferred arrangements, such as 401(k) plans or individual retirement accounts.

Investor Class	Past 1 Year	Past 5 Years	Past 10 Years
Return Before Taxes	37.53%	15.41%	16.57%
Return After Taxes on Distributions	36.89%	14.43%	15.75%
Return After Taxes on Distributions and Sale of Fund Shares	22.64%	12.02%	13.76%
NASDAQ-100 Index® (reflects no deduction for fees, expenses or taxes)	39.46%	16.91%	18.07%

Class H	Past 1 Year	Past 5 Years	Since Inception (9/18/2014)
Return Before Taxes	37.17%	15.11%	14.88%
Return After Taxes on Distributions	36.48%	14.06%	13.74%
Return After Taxes on Distributions and Sale of Fund Shares	22.46%	11.73%	11.51%
NASDAQ-100 Index® (reflects no deduction for fees, expenses or taxes)	39.46%	16.91%	16.70%

MANAGEMENT

INVESTMENT ADVISOR

Security Investors, LLC, which operates under the name Guggenheim Investments, serves as the investment adviser of the Fund.

PORTFOLIO MANAGERS

- **Michael P. Byrum**, CFA, Senior Vice President. Mr. Byrum has been associated with the Advisor since 1993.
- **Ryan A. Harder**, CFA, Portfolio Manager. Mr. Harder has been associated with the Advisor since 2004.

PURCHASE AND SALE OF FUND SHARES

The minimum initial investment amounts and minimum account balance requirements for Investor Class and Class H accounts held through a third party (e.g., a brokerage account) are typically:

- \$1,000 for retirement accounts
- \$2,500 for all other accounts

Investor Class and Class H accounts opened through a financial intermediary (non-direct) will be subject to your financial intermediary's minimum initial investment amount and account balance requirements, which may be different than the amounts above.

Investor Class and Class H accounts held directly at Guggenheim Investments (other than those that are managed by financial professionals) are subject to a minimum initial investment and account balance of \$5,000 (including retirement accounts).

Direct accounts managed by financial professionals are not subject to minimum initial investment and minimum account balance requirements.

There are no minimum amounts for subsequent investments in the Fund except for subsequent investments made via Automated Clearing House ("ACH").

The Fund reserves the right to modify its minimum account balance requirements at any time, with or without prior notice to you.

The Fund redeems its shares continuously and investors may sell their shares back to the Fund on any day that the New York Stock Exchange (the "NYSE") is open for business (a "Business Day"). You will ordinarily submit your transaction order through your financial intermediary or other securities dealers through which you opened your shareholder account or through Guggenheim Investments directly. The Fund also offers you the option to send redemption orders to Guggenheim Investments by mail, fax or telephone.

TAX INFORMATION

Fund distributions are generally taxable as ordinary income, qualified dividend income, or capital gains (or a combination thereof), unless your investment is in an IRA or other tax-advantaged retirement account. Investments through a tax-advantaged retirement account may be subject to taxation upon withdrawal.

PAYMENTS TO BROKER-DEALERS AND OTHER FINANCIAL INTERMEDIARIES

If you purchase the Fund through a broker-dealer or other financial intermediary (such as a bank), the Fund and its related companies may pay the intermediary for the sale of Fund shares and related services. These payments may create a conflict of interest by influencing the broker-dealer or other intermediary and your sales person to recommend the Fund over another investment. Ask your sales person or visit your financial intermediary's website for more information.

INVERSE NASDAQ-100[®] STRATEGY FUND

IMPORTANT INFORMATION ABOUT THE FUND

The Inverse NASDAQ-100[®] Strategy Fund (the "Fund") is very different from most other mutual funds in that it seeks to provide investment results that match the inverse of the performance of a specific underlying index on a **daily basis**, a result opposite of most mutual funds. As a result, the Fund may be riskier than alternatives that do not rely on the use of derivatives to achieve their investment objectives.

Because the Fund seeks daily inverse investment results, the return of the Fund for a period of longer than a single trading day will be the result of each day's compounded returns over the period, which will very likely differ from the inverse return of the Fund's underlying index (as defined below) for that period. As a consequence, especially in periods of market volatility, the path or trend of the benchmark during the longer period may be at least as important to the Fund's return for the longer period as the cumulative return of the benchmark for the relevant longer period. Further, the return for investors who invest for a period longer than a single trading day will not be the product of the return of the Fund's stated investment goal (i.e., -1x) and the cumulative performance of the benchmark.

The Fund is not suitable for all investors. The Fund should be utilized only by investors who (a) understand the consequences of seeking daily inverse investment results, (b) understand the risks of shorting and (c) intend to actively monitor and manage their investments. Investors who do not meet these criteria should not buy shares of the Fund. An investment in the Fund is not a complete investment program.

INVESTMENT OBJECTIVE

The Fund seeks to provide investment results that match, before fees and expenses, the performance of a specific benchmark on a daily basis. The Fund's current benchmark is the inverse (opposite) of the performance of the NASDAQ-100 Index[®] (the "underlying index"). The Fund does not seek to achieve its investment objective over a period of time greater than one day.

FEES AND EXPENSES OF THE FUND

This table describes the fees and expenses that you may pay if you buy and hold Investor Class shares or Class H shares of the Fund. You may be required to pay a commission to your financial intermediary for effecting transactions in a class of shares of the Fund without any initial sales charge, contingent deferred sales charge, or other asset-based fee for sales or distribution. These commissions are not reflected in the Fees and Expenses table or expense example below.

	Investor Class	Class H
SHAREHOLDER FEES (fees paid directly from your investment)	N/A	N/A
ANNUAL FUND OPERATING EXPENSES (expenses that you pay each year as a percentage of the value of your investment)		
Management Fees	0.90%	0.90%
Distribution (12b-1) Fees	None	0.25%
Other Expenses*	0.67%	0.67%
Acquired Fund Fees and Expenses	0.05%	0.05%
Total Annual Fund Operating Expenses**	1.62%	1.87%
Fee Waiver***	-0.03%	-0.03%
Total Annual Fund Operating Expenses After Fee Waiver**	1.59%	1.84%

* "Other Expenses" does not include fees paid to the Fund's swap contract counterparties, or the management fees, performance fees, and expenses of the reference assets or trading vehicles underlying such swap contracts. These fees and expenses, which are not reflected in this Annual Fund Operating Expenses table, are embedded in the returns of the swap contracts (i.e., the fees and expenses reduce the investment returns of the swap contracts) and represent an indirect cost of investing in the Fund.

** The Total Annual Fund Operating Expenses and Total Annual Fund Operating Expenses After Fee Waiver in this fee table may not correlate to the expense ratios in the Fund's financial highlights and financial statements because the financial highlights and financial statements reflect only the operating expenses of the Fund and do not include Acquired Fund Fees and Expenses, which are fees and expenses incurred indirectly by the Fund through its investments in certain underlying investment companies.

*** The Advisor has contractually agreed through August 1, 2021, to waive the amount of the Fund's management fee to the extent necessary to offset the proportionate share of any management fee paid by the Fund with respect to any Fund investment in an underlying fund for which the Advisor or any of its affiliates also serves as investment manager. The agreement may be terminated by the Advisor at the conclusion of any one-year term or by the Fund's Board of Trustees at any time, and when the Advisor ceases to serve as such.

EXAMPLE

This Example is intended to help you compare the cost of investing in the Fund with the cost of investing in other mutual funds.

The Example assumes that you invest \$10,000 in the Fund for the time periods indicated and then redeem all of your shares at the end of those periods. The Example also assumes that your investment has a 5% return each year and that the Fund's operating expenses remain the same. Although your actual costs may be higher or lower, based on these assumptions your costs would be:

	1 Year	3 Years	5 Years	10 Years
Investor Class	\$162	\$508	\$878	\$1,919
Class H	\$187	\$585	\$1,008	\$2,188

PORTFOLIO TURNOVER

The Fund pays transaction costs, such as commissions, when it buys and sells securities (or "turns over" its portfolio). A higher portfolio turnover rate may indicate higher transaction costs and may result in higher taxes when Fund shares are held in a taxable account. These costs, which are not reflected in the Total Annual Fund Operating Expenses or the Example, affect the Fund's performance. During the most recent fiscal year, the Fund's portfolio turnover rate was 37% of the average value of its portfolio. The Fund's portfolio turnover rate is calculated without regard to cash instruments and most derivatives. If such instruments were included, the Fund's portfolio turnover rate might be significantly higher.

PRINCIPAL INVESTMENT STRATEGIES

Unlike a traditional index fund, the Fund's investment objective is to perform opposite the underlying index, and the Fund generally will not own the securities included in the underlying index. Instead, the Fund employs as its investment strategy a program of engaging in short sales of securities included in the underlying index and investing to a significant extent in derivative instruments, which primarily consist of equity index swaps and swaps on exchange-traded funds ("ETFs"), futures contracts, and options on securities, futures contracts, and stock indices. The Advisor expects to rebalance the Fund's positions daily to maintain exposure that is opposite to that of the underlying index. While the Fund may write (sell) and purchase swaps, it expects primarily to write swaps. The Fund's investment in derivatives serves as a substitute for directly selling short each of the securities included in the underlying index and produces inverse exposure to the underlying index. Certain of the Fund's derivatives investments may be traded in the over-the-counter ("OTC") market. The Fund also may invest in American Depositary Receipts ("ADRs") to gain inverse exposure to international companies included in the underlying index. Under normal circumstances, the Fund will invest at least 80% of its net assets, plus any borrowings for investment purposes, in financial instruments with economic characteristics that should perform opposite to the securities of companies included in the underlying index.

Investments in derivative instruments, such as futures, options and swap agreements, have the economic effect of creating financial leverage in the Fund's portfolio because such investments may give rise to losses that exceed the amount the Fund has invested in those instruments. Financial leverage will magnify, sometimes significantly, the Fund's exposure to any increase or decrease in prices associated with a particular reference asset resulting in increased volatility in the value of the Fund's portfolio. The value of the Fund's portfolio is likely to experience greater volatility over short-term periods. While such financial leverage has the potential to produce greater gains, it also may result in greater losses, which in some cases may cause the Fund to liquidate other portfolio investments at a loss to comply

with limits on leverage and asset segregation requirements imposed by the Investment Company Act of 1940 or to meet redemption requests.

The NASDAQ-100 Index[®] is a modified capitalization-weighted index composed of 100 of the largest non-financial companies listed on The Nasdaq Stock Market with capitalizations ranging from \$9.7 billion to \$1,577.4 billion as of June 30, 2020. To the extent the Fund's underlying index is concentrated in a particular industry the Fund will necessarily be concentrated in that industry. The industries in which the underlying index components, and thus the Fund's investments, may be concentrated will vary as the composition of the underlying index changes over time. While the Fund's sector exposure may vary over time, as of June 30, 2020, the Fund has significant exposure to the Communication Services Sector, Consumer Discretionary Sector, and Information Technology Sector, as each sector is defined by the Global Industry Classification Standard, a widely recognized industry classification methodology developed by MSCI, Inc. and Standard & Poor's Financial Services LLC.

On a day-to-day basis, the Fund may hold U.S. government securities or cash equivalents. The Fund also may enter into repurchase agreements with counterparties that are deemed to present acceptable credit risks. In an effort to ensure that the Fund is fully invested on a day-to-day basis, the Fund may conduct any necessary trading activity at or just prior to the close of the U.S. financial markets. The Fund is non-diversified and, therefore, may invest a greater percentage of its assets in a particular issuer in comparison to a diversified fund.

The Fund may invest a portion of its assets, and at times, a substantial portion of its assets, in other short-term fixed-income investment companies advised by the Advisor, or an affiliate of the Advisor, for various purposes, including for liquidity management purposes (e.g., to increase yield on liquid investments used to collateralize derivatives positions) or when such investment companies present a more cost-effective investment option than direct investments in the underlying securities. Investments in these investment companies will significantly increase the portfolio's exposure to certain other asset categories, including: (i) a broad range of high yield, high risk debt securities rated below the top four long-term rating categories by a nationally recognized statistical rating organization or, if unrated, determined by the Advisor to be of comparable quality (also known as "junk bonds"); (ii) securities issued by the U.S. government or its agencies and instrumentalities; (iii) collateralized loan obligations ("CLOs"), other asset-backed securities (including mortgage-backed securities) and similarly structured debt investments; and (iv) other short-term fixed income securities. Such investments will expose the Fund to the risks of these asset categories and increases or decreases in the value of these investments may cause the Fund to deviate from its investment objective.

PRINCIPAL RISKS

As with all mutual funds, a shareholder is subject to the risk that his or her investment could lose money. In addition to this risk, the Fund is subject to the principal risks described below.

ASSET-BACKED AND MORTGAGE-BACKED SECURITIES RISK—Through its investments in other investment companies, the Fund may have exposure to asset-backed securities, including mortgage-backed securities and structured finance investments. Investors in these securities generally receive payments that are part interest and part return of principal. These payments may vary based on the rate at which the underlying borrowers pay off their loans. Some asset-backed securities, including mortgage-backed securities, may have structures that make their reaction to interest rates and other factors difficult to predict, making their prices very volatile and they are subject to liquidity risk. The terms of many structured finance investments and other instruments are tied to the London Interbank Offered Rate ("LIBOR"), which functions as a reference rate or benchmark. It is anticipated that LIBOR will be discontinued at the end of 2021, which may cause increased volatility and illiquidity in the markets for instruments with terms tied to LIBOR or other adverse consequences for these instruments. These events may adversely affect the Fund and its investments in such instruments.

CLO RISK—Through its investments in other investment companies, the Fund may have exposure to CLOs. A CLO is a trust typically collateralized by a pool of loans, which may include, among others, domestic and foreign senior secured loans, senior unsecured loans, and subordinate corporate loans, including loans that may be rated below investment grade or equivalent unrated loans. The cash flows from the trust are split into two or more portions, called tranches, varying in risk and yield. CLO tranches can experience substantial losses due to actual defaults, increased sensitivity to defaults due to collateral default and disappearance of protecting tranches, market anticipation of defaults, as well as aversion to CLO securities as a class. The risks of an investment in a CLO depend largely on the type of the collateral securities and the class of the CLO in which the Fund invests.

COMPOUNDING RISK—In addition to the correlation risks described under "Correlation Risk," the Fund's returns are subject to the effects of compounding, which generally will cause the Fund's performance to not correlate to the performance of the benchmark over periods greater than a single day, before accounting for fees and fund expenses. Compounded returns are the result of reinvesting daily returns over periods greater than a single day. The Fund's compounded returns for periods greater than a single day will be different than the performance of the benchmark over the same period. The effects of compounding on the performance of the Fund will be more pronounced when the underlying index experiences increased volatility and over longer holding periods.

Fund performance for periods greater than one day can be estimated given any set of assumptions for the following factors: (a) underlying index performance; (b) underlying index volatility; (c) financing rates associated with leverage; (d) other Fund expenses; (e) dividends or interest paid by companies in the underlying index; and (f) period of time. The table below illustrates the impact of two principal factors – volatility and index performance – on Fund performance. The table shows estimated Fund returns for a number of combinations of performance and volatility over a one-year period. Performance shown in the table assumes: (a) no dividends paid by the companies included in the underlying index; (b) no Fund expenses; and (c) a cost of leverage of zero percent. If Fund expenses, including the cost of leverage, were included, the Fund's performance would be lower than shown.

Areas shaded lighter represent those scenarios where the Fund can be expected to return more than the inverse performance of the underlying index; conversely, areas shaded darker represent those scenarios where the Fund can be expected to return the same or less than the inverse performance of the underlying index.

Index Performance		Annualized Volatility				
1x	-1x	10%	25%	50%	75%	100%
-60%	60%	148%	132%	96%	42%	-6%
-50%	50%	98%	87%	57%	14%	-28%
-40%	40%	65%	56%	30%	-5%	-38%
-30%	30%	42%	34%	13%	-18%	-47%
-20%	20%	24%	18%	-3%	-28%	-54%
-10%	10%	10%	4%	-13%	-36%	-59%
0%	0%	-1%	-6%	-22%	-43%	-64%
10%	-10%	-10%	-15%	-29%	-48%	-67%
20%	-20%	-17%	-22%	-35%	-53%	-69%
30%	-30%	-24%	-28%	-40%	-56%	-71%
40%	-40%	-29%	-33%	-44%	-60%	-73%
50%	-50%	-34%	-37%	-48%	-62%	-76%
60%	-60%	-38%	-41%	-51%	-65%	-78%

The underlying index's annualized historical volatility rate for the five-year period ended June 30, 2020 is 16.99%. The underlying index's highest one-year volatility rate during the five-year period is 22.16%. The underlying index's annualized performance for the five-year period ended June 30, 2020 is 19.58%.

Historical underlying index volatility and performance are not indications of what the underlying index volatility and performance will be in the future. The table is intended to isolate the effects of the underlying index volatility and index performance on the return of the Fund, and underscore that the Fund is designed as a short-term trading vehicle for investors who intend to actively monitor and manage their portfolios.

CORRELATION RISK—A number of factors may affect the Fund's ability to achieve a high degree of correlation with its benchmark, including instances in which the Fund does not hold or have exposure to each component security of the underlying index and the effect of compounding on the Fund's returns, and there can be no guarantee that the Fund will achieve a high degree of correlation. Failure to achieve a high degree of correlation may prevent the Fund from achieving its investment objective. The Fund does not attempt to, and should not be expected to, provide returns which are the inverse of the returns of the underlying index for periods other than a single day. The risk of the Fund not achieving its daily investment objective will be more acute when the underlying index has an extreme one-day movement approaching 50%. **In addition, as a result of compounding, the Fund's performance for periods greater**

than a single day is likely to be either greater than or less than the performance of the inverse of the underlying index, before accounting for Fund fees and expenses.

COUNTERPARTY CREDIT RISK—The Fund may invest in financial instruments involving counterparties that attempt to gain exposure to a particular group of securities, index or asset class without actually purchasing those securities or investments, or to hedge a position. The Fund's use of such financial instruments, including swap agreements, involves risks that are different from those associated with ordinary portfolio securities transactions. For example, the Fund is exposed to the risk that the counterparty may be unwilling or unable to make timely payments to meet its contractual obligations or may fail to return holdings that are subject to the agreement with the counterparty. If the counterparty becomes bankrupt or defaults on its payment obligations to the Fund, the Fund may not receive the full amount that it is entitled to receive. If this occurs, the value of your shares in the Fund will decrease.

CREDIT RISK—The Fund could lose money if the debt securities or other instruments in which it invests decline in price, or the issuer or guarantor of such instrument fails to pay interest or principal when due because the issuer or guarantor of the instrument experiences an actual or perceived decline in its financial status. Generally, credit risk is increased when a portfolio security is downgraded or the perceived creditworthiness of the issuer or guarantor deteriorates, though the effect of any credit rating downgrade can be uncertain. To the extent the Fund invests in below investment grade instruments, it will be exposed to a greater amount of credit risk than a fund which only invests in investment grade securities. In addition, to the extent the Fund uses credit derivatives, such use will expose it to additional risk in the event that the bonds underlying the derivatives default. The degree of credit risk depends on the issuer's or guarantor's financial condition and on the terms of the instruments.

DEPOSITARY RECEIPT RISK—The Fund may hold the securities of non-U.S. companies in the form of ADRs. The underlying securities of the ADRs in the Fund's portfolio are subject to fluctuations in foreign currency exchange rates that may affect the value of the Fund's portfolio. In addition, the value of the securities underlying the ADRs may change materially when the U.S. markets are not open for trading. Investments in the underlying foreign securities also involve political and economic risks distinct from those associated with investing in the securities of U.S. issuers.

DERIVATIVES RISK—The Fund's investments in derivatives may pose risks in addition to and greater than those associated with investing directly in securities or other investments, including risks relating to leverage, imperfect correlations with underlying investments or the Fund's other portfolio holdings, high price volatility, lack of availability, counterparty credit, liquidity, valuation and legal restrictions. Their use is a highly specialized activity that involves investment techniques and risks different from those associated with ordinary portfolio securities transactions. If the Advisor is incorrect about its expectations of market conditions, the use of derivatives could also result in a loss, which in some cases may be unlimited. Certain risks are specific to the derivatives in which the Fund invests.

SWAP AGREEMENTS RISK—Swap agreements are contracts among the Fund and a counterparty to exchange the return of the pre-determined underlying investment (such as the rate of return of the underlying index). Swap agreements may be negotiated bilaterally and traded OTC between two parties or, in some instances, must be transacted through a futures commission merchant and cleared through a clearinghouse that serves as a central counterparty. Risks associated with the use of swap agreements are different from those associated with ordinary portfolio securities transactions, due in part to the fact they could be considered illiquid and many swaps trade on the OTC market. Swaps are particularly subject to counterparty credit, correlation, valuation, liquidity and leveraging risks. Certain standardized swaps are subject to mandatory central clearing. Central clearing is expected to reduce counterparty credit risk and increase liquidity, but central clearing does not make swap transactions risk-free.

FUTURES CONTRACTS RISK—Futures contracts are typically exchange-traded contracts that call for the future delivery of an asset at a certain price and date, or cash settlement of the terms of the contract. Risks of futures contracts may be caused by an imperfect correlation between movements in the price of the instruments and the price of the underlying securities. In addition, there is the risk that the Fund may not be able to enter into a closing transaction because of an illiquid market. Exchanges can limit the number of positions that can be held or controlled by the Fund or the Advisor, thus limiting the ability to implement the Fund's strategies. Futures markets are highly volatile and the use of futures may increase the volatility of the Fund's net asset value ("NAV"). Futures also are subject to leverage risks and to liquidity risk.

OPTIONS CONTRACTS RISK—Options or options on futures contracts give the holder of the option the right to buy (or to sell) a position in a security or in a contract to the writer of the option, at a certain price. They are subject to correlation risk because there may be an imperfect correlation between the options and the securities markets that cause a given transaction to fail to achieve its objectives. The successful use of options depends on the Advisor's ability to correctly predict future price fluctuations and the degree of correlation between the options and securities markets. Exchanges can limit the number of positions that can be held or controlled by the Fund or the Advisor, thus limiting the ability to implement the Fund's strategies. Options also are particularly subject to leverage risk and can be subject to liquidity risk.

EARLY CLOSING RISK—The Fund is subject to the risk that unanticipated early closings of securities exchanges and other financial markets may result in the Fund's inability to buy or sell securities or other financial instruments on that day and may cause the Fund to incur substantial trading losses.

EQUITY RISK—The Fund is subject to the risk that the value of the equity securities and equity-based derivatives in the Fund's portfolio will decline due to volatility in the equity market caused by general market and economic conditions, perceptions regarding particular industries represented in the equity market, or factors relating to specific companies to which the Fund has investment exposure.

FOREIGN ISSUER EXPOSURE RISK—The Fund may invest in securities of foreign companies directly, or in financial instruments that are indirectly linked to the performance of foreign issuers, such as ADRs. The Fund's exposure to foreign issuers and investments in foreign securities, if any, are subject to additional risks in comparison to U.S. securities and U.S. issuers, including currency fluctuations, adverse political and economic developments, unreliable or untimely information, less liquidity, limited legal recourse and higher transactional costs.

HIGH YIELD AND UNRATED SECURITIES RISK—The Fund's exposure to higher yielding, below investment grade and unrated high risk debt securities (commonly known as "junk bonds") may present additional risk because these securities may be less liquid and present greater credit risk than investment grade bonds. The price of high yield securities tends to be subject to greater volatility due to issuer-specific operating results and outlook and to real or perceived adverse economic and competitive industry conditions. This exposure may be obtained through investments in other investment companies.

INDUSTRY CONCENTRATION RISK—The Fund may concentrate (*i.e.*, invest more than 25% of its net assets) its investments in a limited number of issuers conducting business in the same industry or group of related industries. To the extent the Fund does so, the Fund is more vulnerable to adverse market, economic, regulatory, political or other developments affecting that industry or group of related industries than a fund that invests its assets more broadly. The industries in which the underlying index components, and thus the Fund's assets, may be concentrated will vary as the composition of the underlying index changes over time.

INTEREST RATE RISK—The market value of fixed income investments and related financial instruments will change in response to interest rate changes. During periods of falling interest rates, the values of fixed income securities generally rise. Conversely, during periods of rising interest rates, the values of such securities generally decline. Securities with greater interest rate sensitivity and longer maturities generally are subject to greater fluctuations in value. The Fund may invest in variable and floating rate securities. Although these instruments are generally less sensitive to interest rate changes than fixed rate instruments, the value of floating rate and variable securities may decline if their interest rates do not rise as quickly, or as much, as general interest rates. Changes in government or central bank policy, including changes in tax policy or changes in a central bank's implementation of specific policy goals, may have a substantial impact on interest rates, and could have an adverse effect on prices for fixed income securities and on the performance of the Fund. In particular, interest rates in the U.S. are at or near historically low levels and as a result, fixed income securities markets may experience heightened levels of interest rate risk. Any unexpected or sudden reversal of the fiscal policy underlying current interest rate levels could adversely affect the value of the Fund. There can be no guarantee that any particular government or central bank policy will be continued, discontinued or changed, nor that any such policy will have the desired effect on interest rates.

INVESTMENT IN INVESTMENT VEHICLES RISK—Investing in other investment vehicles, including ETFs, closed-end funds, affiliated short-term fixed income funds and other mutual funds, subjects the Fund to those risks affecting the investment vehicle, including the possibility that the value of the underlying securities held by the investment vehicle could decrease or the portfolio becomes illiquid. Moreover, the Fund and its shareholders will incur its pro

rata share of the underlying vehicles' expenses, which will reduce the Fund's performance. In addition, investments in an ETF are subject to, among other risks, the risk that the ETF's shares may trade at a discount or premium relative to the NAV of the shares and the listing exchange may halt trading of the ETF's shares.

INVESTMENT IN LOANS RISK—Investing in loans involves special types of risks, including credit risk, interest rate risk, counterparty risk and prepayment risk. Loans may offer a fixed or floating interest rate. Loans are often generally below investment grade and may be unrated. Loans may be difficult to value and some can be subject to liquidity risk.

LARGE-CAPITALIZATION SECURITIES RISK—The Fund is subject to the risk that large-capitalization stocks may outperform other segments of the equity market or the equity market as a whole. Larger, more established companies may be unable to respond quickly to new competitive challenges such as changes in technology and may not be able to attain the high growth rate of smaller companies, especially during extended periods of economic expansion.

LIQUIDITY AND VALUATION RISK—In certain circumstances, it may be difficult for the Fund to purchase and sell a particular investment within a reasonable time at a fair price, or the price at which it has been valued by the Advisor for purposes of the Fund's NAV, causing the Fund to be less liquid. While the Fund intends to invest in liquid securities and financial instruments, under certain market conditions, such as when trading in a particular investment has been halted temporarily by an exchange because the maximum price change of that investment has been realized, it may be difficult or impossible for the Fund to liquidate such investments. In addition, the ability of the Fund to assign an accurate daily value to certain investments may be difficult, and the Advisor may be required to fair value the investments.

MARKET RISK—The market value of the securities and derivatives held by the Fund may fluctuate over time in response to factors affecting individual companies or other factors such as changing economic, political or financial markets.

NON-DIVERSIFICATION RISK—The Fund is considered non-diversified and can invest a greater portion of its assets in securities of individual issuers than a diversified fund. As a result, changes in the market value of a single issuer's securities could cause greater fluctuations in the value of Fund shares than would occur in a diversified fund. The Fund may become diversified for periods of time solely as a result of changes in the composition of the underlying index (e.g., changes in the relative market capitalization or weights of one or more index component stocks).

OTC TRADING RISK—Certain of the derivatives in which the Fund may invest may be traded (and privately negotiated) in the OTC market. While the OTC derivatives market is the primary trading venue for many derivatives, it is largely unregulated and provides for less transparency than a national securities or commodities exchange. As a result and similar to other privately negotiated contracts, the Fund is subject to counterparty credit risk with respect to such derivatives contracts.

PASSIVE INVESTMENT RISK—The Fund is not actively managed and the Advisor does not attempt to take defensive positions in rising markets. Therefore, the Fund may be subject to greater losses in a rising market than a fund that is actively managed.

PORTFOLIO TURNOVER RISK—Periodic rebalancing of the Fund's holdings pursuant to its daily investment objective may lead to a greater number of portfolio transactions in the Fund than experienced by other mutual funds. Such frequent and active trading may lead to significantly higher transaction costs because of increased broker commissions associated with such transactions.

PREPAYMENT AND EXTENSION RISK—Prepayment risk is the risk that the principal on mortgage-backed securities, other asset-backed securities or any debt security with an embedded call option may be prepaid at any time, which could reduce the security's yield and market value. In the case of prepayment risk, if the investment is converted, prepaid or redeemed before maturity, the portfolio manager may not be able to invest the proceeds in other investments providing as high a level of income, resulting in a reduced yield to the Fund. The rate of prepayments tends to increase as interest rates fall, which could cause the average maturity of the portfolio to shorten. Conversely, extension risk is the risk that an unexpected rise in interest rates will extend the life of a mortgage- or asset-backed security beyond the prepayment time. If the Fund's investments are locked in at a lower interest rate for a longer period of time, the portfolio manager may be unable to capitalize on securities with higher interest rates or wider spreads.

REGULATORY AND LEGAL RISK—U.S. and non-U.S. governmental agencies and other regulators regularly implement additional regulations and legislators pass new laws that affect the investments held by the Fund, the strategies used by the Fund or the level of regulation or taxation applying to the Fund (such as regulations related to investments in derivatives and other transactions). These regulations and laws impact the investment strategies, performance, costs and operations of the Fund or taxation of shareholders.

REPURCHASE AGREEMENT RISK—The Fund's investment in repurchase agreements may be subject to market and credit risk with respect to the collateral securing the repurchase agreements. Investments in repurchase agreements also may be subject to the risk that the market value of the underlying obligations may decline prior to the expiration of the repurchase agreement term.

SECTOR RISK—The Fund is subject to the Sector Risks described below.

Communication Services Sector Risk. The Fund's investments are exposed to issuers conducting business in the Communication Services Sector. The Communication Services Sector includes companies that facilitate communication and offer related content and information through various mediums. It includes telecom and media & entertainment companies including producers of interactive gaming products and companies engaged in content and information creation or distribution through proprietary platforms. The Fund is subject to the risk that the securities of such issuers will underperform the market as a whole due to legislative or regulatory changes, adverse market conditions and/or increased competition affecting the Communication Services Sector. The performance of companies operating in the Communication Services Sector has historically been closely tied to the performance of the overall economy, and also is affected by economic growth, consumer confidence, attitudes and spending. Increased sensitivity to short product cycles and aggressive pricing, challenges in bringing products to market and changes in demographics and consumer tastes also can affect the demand for, and success of, communication services products and services in the marketplace.

Consumer Discretionary Sector Risk. The Fund's investments are exposed to issuers conducting business in the Consumer Discretionary Sector. The manufacturing segment of the Consumer Discretionary Sector includes automotive, household durable goods, leisure equipment and textiles and apparel. The services segment includes hotels, restaurants and other leisure facilities, media production and services, and consumer retailing and services. The Fund is subject to the risk that the securities of such issuers will underperform the market as a whole due to legislative or regulatory changes, adverse market conditions and/or increased competition affecting the Consumer Discretionary Sector. The performance of companies operating in the Consumer Discretionary Sector has historically been closely tied to the performance of the overall economy, and also is affected by economic growth, consumer confidence, attitudes and spending. Changes in demographics and consumer tastes also can affect the demand for, and success of, consumer products and services in the marketplace. Moreover, the Consumer Discretionary Sector encompasses those businesses that tend to be the most sensitive to economic cycles.

Information Technology Sector Risk. The Fund's investments are exposed to issuers conducting business in the Information Technology Sector. The Information Technology Sector includes companies that offer software and information technology services, manufacturers and distributors of technology hardware and equipment such as communications equipment, cellular phones, computers and peripherals, electronic equipment and related instruments and semiconductors. The Fund is subject to the risk that the securities of such issuers will underperform the market as a whole due to legislative or regulatory changes, adverse market conditions and/or increased competition affecting the Information Technology Sector. The prices of the securities of companies operating in the Information Technology Sector are closely tied to market competition, increased sensitivity to short product cycles and aggressive pricing, and problems with bringing products to market.

SHAREHOLDER TRADING RISK—The Fund may be used as a tool for certain investors that employ trading strategies involving frequent trading. Such trading strategies may lead to increased portfolio turnover in the Fund, higher transaction costs, and the possibility of increased short-term capital gains (which will be taxable to shareholders as ordinary income when distributed to them) and/or long-term capital gains. Large movements of assets into and out of the Fund due to active or frequent trading also may adversely affect the Fund's ability to achieve its investment objective.

SHORT SALES AND SHORT EXPOSURE RISK—Short selling a security involves selling a borrowed security with the expectation that the value of that security will decline, so that the security may be purchased at a lower price when returning the borrowed security. A short exposure through a derivative exposes the Fund to counterparty credit risk and leverage risk. The risk for loss on a short sale or other short exposure is greater than a direct investment in the security itself because the price of the borrowed security may rise, thereby increasing the price at which the security must be purchased. The risk of loss through a short sale or other short exposure may in some cases be theoretically unlimited. Government actions also may affect the Fund's ability to engage in short selling.

TEMPORARY DEFENSIVE INVESTMENT RISK—The Advisor generally does not attempt to take defensive positions in the Fund in declining markets. Therefore, the Fund may be subject to greater losses in a declining market than a fund that does take defensive positions in declining markets.

TRACKING ERROR RISK—The Advisor may not be able to cause the Fund's performance to match that of the Fund's benchmark, either on a daily or aggregate basis. Factors such as Fund expenses, imperfect correlation between the Fund's investments and those of the underlying index, rounding of share prices, changes to the composition of the underlying index, regulatory policies, and high portfolio turnover rate all contribute to tracking error. Tracking error may cause the Fund's performance to be less than you expect.

TRADING HALT RISK—The Fund typically will hold futures contracts and short-term options. The major exchanges on which these contracts are traded, such as the Chicago Mercantile Exchange, have established limits on how much the trading price of a futures contract or option may decline over various time periods within a day, and may halt trading in a contract that exceeds such limits. If a trading halt occurs, the Fund may temporarily be unable to purchase or sell certain securities, futures contracts or options. Such a trading halt near the time the Fund prices its shares may limit the Fund's ability to fully invest its assets, which could increase tracking error and adversely affect performance, and may prevent the Fund from achieving its investment objective.

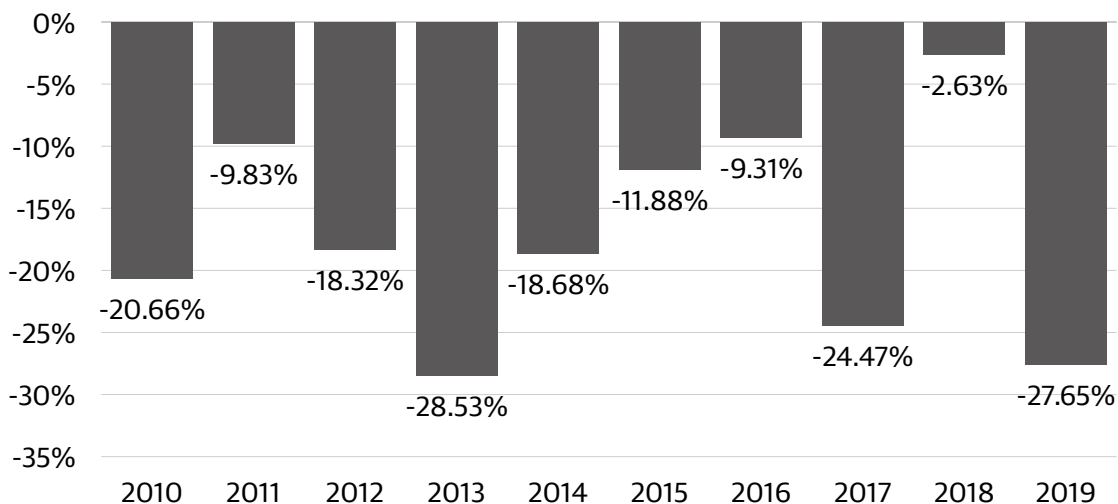
U.S. GOVERNMENT SECURITIES RISK—U.S. government securities may or may not be backed by the full faith and credit of the U.S. government. The value of U.S. government securities will fluctuate and such securities are subject to the risks associated with fixed-income and debt securities, particularly interest rate and credit risk.

PERFORMANCE INFORMATION

The following bar chart shows the performance of the Investor Class shares of the Fund from year to year. The variability of performance over time provides an indication of the risks of investing in the Fund. The following tables show the performance of the Investor Class shares and Class H shares of the Fund as an average over different periods of time in comparison to the performance of a broad-based market index. The figures in the bar chart and tables assume the reinvestment of dividends and capital gains distributions. Of course, this past performance (before and after taxes) does not necessarily indicate how the Fund will perform in the future.

Updated performance information is available on the Fund's website at www.guggenheiminvestments.com or by calling 800.820.0888.

The performance information shown below for Investor Class shares is based on a calendar year. The year-to-date return for the period from January 1, 2020 through June 30, 2020 is -22.18%.



Highest Quarter Return
Q4 2018 17.82%

Lowest Quarter Return
Q1 2012 -18.06%

AVERAGE ANNUAL TOTAL RETURN (for periods ended December 31, 2019)

The after-tax returns presented in the table below are calculated using highest historical individual federal marginal income tax rates and do not reflect the impact of state and local taxes. Your actual after-tax returns will depend on your specific tax situation and may differ from those shown below. After-tax returns are not relevant to investors who hold shares of the Fund through tax-deferred arrangements, such as 401(k) plans or individual retirement accounts.

Investor Class	Past 1 Year	Past 5 Years	Past 10 Years
Return Before Taxes	-27.65%	-15.72%	-17.60%
Return After Taxes on Distributions	-27.86%	-15.77%	-17.62%
Return After Taxes on Distributions and Sale of Fund Shares	-16.37%	-10.90%	-10.02%
NASDAQ-100 Index® (reflects no deduction for fees, expenses or taxes)	39.46%	16.91%	18.07%

Class H	Past 1 Year	Past 5 Years	Since Inception (9/18/2014)
Return Before Taxes	-27.89%	-15.94%	-15.90%
Return After Taxes on Distributions	-28.10%	-15.99%	-15.94%
Return After Taxes on Distributions and Sale of Fund Shares	-16.51%	-11.04%	-10.92%
NASDAQ-100 Index® (reflects no deduction for fees, expenses or taxes)	39.46%	16.91%	16.70%

MANAGEMENT

INVESTMENT ADVISOR

Security Investors, LLC, which operates under the name Guggenheim Investments, serves as the investment adviser of the Fund.

PORTFOLIO MANAGERS

- **Michael P. Byrum**, CFA, Senior Vice President. Mr. Byrum has been associated with the Advisor since 1993.
- **Ryan A. Harder**, CFA, Portfolio Manager. Mr. Harder has been associated with the Advisor since 2004.

PURCHASE AND SALE OF FUND SHARES

The minimum initial investment amounts and minimum account balance requirements for Investor Class and Class H accounts held through a third party (e.g., a brokerage account) are typically:

- \$1,000 for retirement accounts
- \$2,500 for all other accounts

Investor Class and Class H accounts opened through a financial intermediary (non-direct) will be subject to your financial intermediary's minimum initial investment amount and account balance requirements, which may be different than the amounts above.

Investor Class and Class H accounts held directly at Guggenheim Investments (other than those that are managed by financial professionals) are subject to a minimum initial investment and account balance of \$5,000 (including retirement accounts).

Direct accounts managed by financial professionals are not subject to minimum initial investment and minimum account balance requirements.

There are no minimum amounts for subsequent investments in the Fund except for subsequent investments made via Automated Clearing House ("ACH").

The Fund reserves the right to modify its minimum account balance requirements at any time, with or without prior notice to you.

The Fund redeems its shares continuously and investors may sell their shares back to the Fund on any day that the New York Stock Exchange (the "NYSE") is open for business (a "Business Day"). You will ordinarily submit your transaction order through your financial intermediary or other securities dealers through which you opened your shareholder account or through Guggenheim Investments directly. The Fund also offers you the option to send redemption orders to Guggenheim Investments by mail, fax or telephone.

TAX INFORMATION

Fund distributions are generally taxable as ordinary income or capital gains (or a combination of both), unless your investment is in an IRA or other tax-advantaged retirement account. Investments through a tax-advantaged retirement account may be subject to taxation upon withdrawal.

PAYMENTS TO BROKER-DEALERS AND OTHER FINANCIAL INTERMEDIARIES

If you purchase the Fund through a broker-dealer or other financial intermediary (such as a bank), the Fund and its related companies may pay the intermediary for the sale of Fund shares and related services. These payments may create a conflict of interest by influencing the broker-dealer or other intermediary and your sales person to recommend the Fund over another investment. Ask your sales person or visit your financial intermediary's website for more information.

MID-CAP 1.5X STRATEGY FUND

IMPORTANT INFORMATION ABOUT THE FUND

The Mid-Cap 1.5x Strategy Fund (the "Fund") is very different from most other mutual funds in that it seeks **daily leveraged** investment results. As a result, the Fund may be riskier than alternatives that do not use leverage because the performance of an investment in the Fund is magnified.

The effect of leverage on the Fund will generally cause the Fund's performance to not correlate to the performance of the Fund's benchmark (as described below) over a period of time greater than a single trading day. This means that the return of the Fund for a period of longer than a single trading day will be the result of each day's compounded returns over the period, which will very likely differ from 150% of the return of the Fund's underlying index (as defined below) for that period. As a consequence, especially in periods of market volatility, the path or trend of the benchmark during the longer period may be at least as important to the Fund's cumulative return for the longer period as the cumulative return of the benchmark for the relevant longer period. Further, the return for investors who invest for a period longer than a single trading day will not be the product of the return of the Fund's stated investment goal (i.e., 1.5x) and the cumulative performance of the benchmark.

The Fund is not suitable for all investors. The Fund should be utilized only by investors who (a) understand the risks associated with the use of leverage, (b) understand the consequences of seeking daily leveraged investment results, and (c) intend to actively monitor and manage their investments. Investors who do not meet these criteria should not buy shares of the Fund. An investment in the Fund is not a complete investment program.

INVESTMENT OBJECTIVE

The Fund seeks to provide investment results that correlate, before fees and expenses, to the performance of a specific benchmark for mid-cap securities on a daily basis. The Fund's current benchmark is 150% of the performance of the S&P MidCap 400® Index (the "underlying index"). The Fund does not seek to achieve its investment objective over a period of time greater than one day.

FEES AND EXPENSES OF THE FUND

This table describes the fees and expenses that you may pay if you buy and hold Class H shares of the Fund.

SHAREHOLDER FEES <i>(fees paid directly from your investment)</i>	N/A
ANNUAL FUND OPERATING EXPENSES <i>(expenses that you pay each year as a percentage of the value of your investment)</i>	
Management Fees	0.90%
Distribution (12b-1) Fees	0.25%
Other Expenses*	0.64%
Acquired Fund Fees and Expenses	0.05%
Total Annual Fund Operating Expenses**	1.84%
Fee Waiver***	-0.04%
Total Annual Fund Operating Expenses After Fee Waiver**	1.80%

* "Other Expenses" does not include fees paid to the Fund's swap contract counterparties, or the management fees, performance fees, and expenses of the reference assets or trading vehicles underlying such swap contracts. These fees and expenses, which are not reflected in this Annual Fund Operating Expenses table, are embedded in the returns of the swap contracts (i.e., the fees and expenses reduce the investment returns of the swap contracts) and represent an indirect cost of investing in the Fund.

** The Total Annual Fund Operating Expenses and Total Annual Fund Operating Expenses After Fee Waiver in this fee table may not correlate to the expense ratios in the Fund's financial highlights and financial statements because the financial highlights and financial statements reflect only the operating expenses of the Fund and do not include Acquired Fund Fees and Expenses, which are fees and expenses incurred indirectly by the Fund through its investments in certain underlying investment companies.

*** The Advisor has contractually agreed through August 1, 2021, to waive the amount of the Fund's management fee to the extent necessary to offset the proportionate share of any management fee paid by the Fund with respect to any Fund investment in an underlying fund for which the Advisor or any of its affiliates also serves as investment manager. The agreement may be terminated by the Advisor at the conclusion of any one-year term or by the Fund's Board of Trustees at any time, and when the Advisor ceases to serve as such.

EXAMPLE

This Example is intended to help you compare the cost of investing in the Fund with the cost of investing in other mutual funds.

The Example assumes that you invest \$10,000 in the Fund for the time periods indicated and then redeem all of your shares at the end of those periods. The Example also assumes that your investment has a 5% return each year and that the Fund's operating expenses remain the same. Although your actual costs may be higher or lower, based on these assumptions your costs would be:

1 Year	3 Years	5 Years	10 Years
\$183	\$575	\$992	\$2,155

PORTFOLIO TURNOVER

The Fund pays transaction costs, such as commissions, when it buys and sells securities (or "turns over" its portfolio). A higher portfolio turnover rate may indicate higher transaction costs and may result in higher taxes when Fund shares are held in a taxable account. These costs, which are not reflected in the Total Annual Fund Operating Expenses or the Example, affect the Fund's performance. During the most recent fiscal year, the Fund's portfolio turnover rate was 617% of the average value of its portfolio. The Fund's portfolio turnover rate is calculated without regard to cash instruments and most derivatives. If such instruments were included, the Fund's portfolio turnover rate might be significantly higher.

PRINCIPAL INVESTMENT STRATEGIES

The Fund employs as its investment strategy a program of investing in the common stock of companies that are generally within the capitalization range of the underlying index and derivative instruments, which primarily consist of equity index swaps and swaps on exchange-traded funds ("ETFs"), futures contracts, and options on securities, futures contracts, and stock indices. While the Fund may write (sell) and purchase swaps, it expects primarily to purchase swaps. Swap agreements and futures and options contracts, if used properly, may enable the Fund to meet its objective by increasing the Fund's exposure to the securities included in the underlying index or to securities whose performance is highly correlated to that of the Fund's benchmark. The Advisor attempts to consistently apply leverage to increase the Fund's exposure to 150% of the underlying index, and expects to rebalance the Fund's holdings daily to maintain such exposure. As a result, the Fund's use of derivatives and the leveraged investment exposure created by such use are expected to be significant. Certain of the Fund's derivatives investments may be traded in the over-the-counter ("OTC") market. Under normal circumstances, the Fund will invest at least 80% of its net assets, plus any borrowings for investment purposes, in securities of companies included in the underlying index and derivatives and other instruments whose performance is expected to correspond to that of the Fund's benchmark.

Investments in derivative instruments, such as futures, options and swap agreements, have the economic effect of creating financial leverage in the Fund's portfolio because such investments may give rise to losses that exceed the amount the Fund has invested in those instruments. Financial leverage will magnify, sometimes significantly, the Fund's exposure to any increase or decrease in prices associated with a particular reference asset resulting in increased volatility in the value of the Fund's portfolio. The value of the Fund's portfolio is likely to experience greater volatility over short-term periods. While such financial leverage has the potential to produce greater gains, it also may result in greater losses, which in some cases may cause the Fund to liquidate other portfolio investments at a loss to comply with limits on leverage and asset segregation requirements imposed by the Investment Company Act of 1940 or to meet redemption requests.

The S&P MidCap 400® Index is a modified capitalization-weighted index composed of 400 mid-cap stocks chosen by S&P for market size, liquidity, and industry group representation. The S&P MidCap 400® Index covers approximately 7% of the U.S. equities market and generally represents mid-capitalization companies with capitalizations ranging from \$756.4 million to \$14.0 billion as of June 30, 2020. To the extent the Fund's underlying index is concentrated

in a particular industry the Fund will necessarily be concentrated in that industry. The industries in which the underlying index components, and thus the Fund's investments, may be concentrated will vary as the composition of the underlying index changes over time. While the Fund's sector exposure may vary over time, as of June 30, 2020, the Fund has significant exposure to the Consumer Discretionary Sector, Financials Sector, Health Care Sector, Industrials Sector, Information Technology Sector, and Real Estate Sector, as each sector is defined by the Global Industry Classification Standard, a widely recognized industry classification methodology developed by MSCI, Inc. and Standard & Poor's Financial Services LLC.

On a day-to-day basis, the Fund may hold U.S. government securities or cash equivalents. The Fund also may enter into repurchase agreements with counterparties that are deemed to present acceptable credit risks. In an effort to ensure that the Fund is fully invested on a day-to-day basis, the Fund may conduct any necessary trading activity at or just prior to the close of the U.S. financial markets. The Fund is non-diversified and, therefore, may invest a greater percentage of its assets in a particular issuer in comparison to a diversified fund.

The Fund may invest a portion of its assets, and at times, a substantial portion of its assets, in other short-term fixed-income investment companies advised by the Advisor, or an affiliate of the Advisor, for various purposes, including for liquidity management purposes (e.g., to increase yield on liquid investments used to collateralize derivatives positions) or when such investment companies present a more cost-effective investment option than direct investments in the underlying securities. Investments in these investment companies will significantly increase the portfolio's exposure to certain other asset categories, including: (i) a broad range of high yield, high risk debt securities rated below the top four long-term rating categories by a nationally recognized statistical rating organization or, if unrated, determined by the Advisor to be of comparable quality (also known as "junk bonds"); (ii) securities issued by the U.S. government or its agencies and instrumentalities; (iii) collateralized loan obligations ("CLOs"), other asset-backed securities (including mortgage-backed securities) and similarly structured debt investments; and (iv) other short-term fixed income securities. Such investments will expose the Fund to the risks of these asset categories and increases or decreases in the value of these investments may cause the Fund to deviate from its investment objective.

PRINCIPAL RISKS

As with all mutual funds, a shareholder is subject to the risk that his or her investment could lose money. In addition to this risk, the Fund is subject to the principal risks described below.

ASSET-BACKED AND MORTGAGE-BACKED SECURITIES RISK—Through its investments in other investment companies, the Fund may have exposure to asset-backed securities, including mortgage-backed securities and structured finance investments. Investors in these securities generally receive payments that are part interest and part return of principal. These payments may vary based on the rate at which the underlying borrowers pay off their loans. Some asset-backed securities, including mortgage-backed securities, may have structures that make their reaction to interest rates and other factors difficult to predict, making their prices very volatile and they are subject to liquidity risk. The terms of many structured finance investments and other instruments are tied to the London Interbank Offered Rate ("LIBOR"), which functions as a reference rate or benchmark. It is anticipated that LIBOR will be discontinued at the end of 2021, which may cause increased volatility and illiquidity in the markets for instruments with terms tied to LIBOR or other adverse consequences for these instruments. These events may adversely affect the Fund and its investments in such instruments.

CLO RISK—Through its investments in other investment companies, the Fund may have exposure to CLOs. A CLO is a trust typically collateralized by a pool of loans, which may include, among others, domestic and foreign senior secured loans, senior unsecured loans, and subordinate corporate loans, including loans that may be rated below investment grade or equivalent unrated loans. The cash flows from the trust are split into two or more portions, called tranches, varying in risk and yield. CLO tranches can experience substantial losses due to actual defaults, increased sensitivity to defaults due to collateral default and disappearance of protecting tranches, market anticipation of defaults, as well as aversion to CLO securities as a class. The risks of an investment in a CLO depend largely on the type of the collateral securities and the class of the CLO in which the Fund invests.

COMPOUNDING RISK—In addition to the correlation risks described under "Correlation Risk," the Fund's returns are subject to the effects of compounding, which generally will cause the Fund's performance to not correlate to the performance of the benchmark over periods greater than a single day, before accounting for fees and fund expenses. Compounded returns are the result of reinvesting daily returns over periods greater than a single day. The Fund's compounded returns for periods greater than a single day will be different than the performance of the benchmark

over the same period. The effects of compounding on the performance of the Fund will be more pronounced when the underlying index experiences increased volatility, the greater the leverage employed in the Fund, and over longer holding periods.

Compounding affects the performance of all investments over time, but has a more significant effect on a leveraged index fund because the magnified changes in performance produced by the use of leverage lead to greater increases and decreases in the fund's daily returns which are then compounded over time. The effects of compounding, therefore, have a more significant effect on the Fund because it seeks to match a multiple of the performance of the Fund's underlying index on a daily basis.

Fund performance for periods greater than one day can be estimated given any set of assumptions for the following factors: (a) underlying index performance; (b) underlying index volatility; (c) financing rates associated with leverage; (d) other Fund expenses; (e) dividends or interest paid by companies in the underlying index; and (f) period of time. The table below illustrates the impact of two principal factors – volatility and index performance – on Fund performance. The table shows estimated Fund returns for a number of combinations of performance and volatility over a one-year period. Performance shown in the table assumes: (a) no dividends paid by the companies included in the underlying index; (b) no Fund expenses; and (c) a cost of leverage of zero percent. If Fund expenses, including the cost of leverage, were included, the Fund's performance would be lower than shown.

Areas shaded lighter represent those scenarios where the Fund can be expected to return more than 150% of the performance of the underlying index; conversely, areas shaded darker represent those scenarios where the Fund can be expected to return less than 150% of the performance of the underlying index.

Index Performance		Annualized Volatility				
1x	1.5x	10%	25%	50%	75%	100%
-60%	-90%	-75%	-75%	-77%	-79%	-83%
-50%	-75%	-65%	-65%	-68%	-72%	-76%
-40%	-60%	-54%	-55%	-58%	-62%	-68%
-30%	-45%	-42%	-43%	-47%	-52%	-60%
-20%	-30%	-29%	-31%	-34%	-42%	-51%
-10%	-15%	-15%	-17%	-23%	-32%	-41%
0%	0%	0%	-2%	-9%	-19%	-32%
10%	15%	14%	13%	5%	-6%	-21%
20%	30%	31%	29%	19%	9%	-9%
30%	45%	47%	45%	35%	20%	2%
40%	60%	65%	62%	50%	35%	13%
50%	75%	83%	79%	68%	49%	25%
60%	90%	102%	98%	85%	63%	38%

The underlying index's annualized historical volatility rate for the five-year period ended June 30, 2020 is 18.58%. The underlying index's highest one-year volatility rate during the five-year period is 29.71%. The underlying index's annualized performance for the five-year period ended June 30, 2020 is 5.22%.

Historical underlying index volatility and performance are not indications of what the underlying index volatility and performance will be in the future. The table is intended to isolate the effects of the underlying index volatility and index performance on the return of the Fund, and underscore that the Fund is designed as a short-term trading vehicle for investors who intend to actively monitor and manage their portfolios.

CORRELATION RISK—A number of factors may affect the Fund's ability to achieve a high degree of correlation with its benchmark, including instances in which the Fund does not hold or have exposure to each component security of the underlying index and the effect of compounding on the Fund's returns, and there can be no guarantee that the Fund will achieve a high degree of correlation. Failure to achieve a high degree of correlation may prevent the Fund from achieving its investment objective. The Fund does not attempt to, and should not be expected to, provide returns which are a multiple of the returns of the underlying index for periods other than a single day. The risk of the Fund

not achieving its daily investment objective will be more acute when the underlying index has an extreme one-day movement approaching 50%. **In addition, as a result of compounding, the Fund's performance for periods greater than a single day is likely to be either greater than or less than the performance of the underlying index times the stated multiple in the Fund's investment objective, before accounting for Fund fees and expenses.**

COUNTERPARTY CREDIT RISK—The Fund may invest in financial instruments involving counterparties that attempt to gain exposure to a particular group of securities, index or asset class without actually purchasing those securities or investments, or to hedge a position. The Fund's use of such financial instruments, including swap agreements, involves risks that are different from those associated with ordinary portfolio securities transactions. For example, the Fund is exposed to the risk that the counterparty may be unwilling or unable to make timely payments to meet its contractual obligations or may fail to return holdings that are subject to the agreement with the counterparty. If the counterparty becomes bankrupt or defaults on its payment obligations to the Fund, the Fund may not receive the full amount that it is entitled to receive. If this occurs, the value of your shares in the Fund will decrease.

CREDIT RISK—The Fund could lose money if the debt securities or other instruments in which it invests decline in price, or the issuer or guarantor of such instrument fails to pay interest or principal when due because the issuer or guarantor of the instrument experiences an actual or perceived decline in its financial status. Generally, credit risk is increased when a portfolio security is downgraded or the perceived creditworthiness of the issuer or guarantor deteriorates, though the effect of any credit rating downgrade can be uncertain. To the extent the Fund invests in below investment grade instruments, it will be exposed to a greater amount of credit risk than a fund which only invests in investment grade securities. In addition, to the extent the Fund uses credit derivatives, such use will expose it to additional risk in the event that the bonds underlying the derivatives default. The degree of credit risk depends on the issuer's or guarantor's financial condition and on the terms of the instruments.

DERIVATIVES RISK—The Fund's investments in derivatives may pose risks in addition to and greater than those associated with investing directly in securities or other investments, including risks relating to leverage, imperfect correlations with underlying investments or the Fund's other portfolio holdings, high price volatility, lack of availability, counterparty credit, liquidity, valuation and legal restrictions. Their use is a highly specialized activity that involves investment techniques and risks different from those associated with ordinary portfolio securities transactions. If the Advisor is incorrect about its expectations of market conditions, the use of derivatives could also result in a loss, which in some cases may be unlimited. Certain risks are specific to the derivatives in which the Fund invests.

SWAP AGREEMENTS RISK—Swap agreements are contracts among the Fund and a counterparty to exchange the return of the pre-determined underlying investment (such as the rate of return of the underlying index). Swap agreements may be negotiated bilaterally and traded OTC between two parties or, in some instances, must be transacted through a futures commission merchant and cleared through a clearinghouse that serves as a central counterparty. Risks associated with the use of swap agreements are different from those associated with ordinary portfolio securities transactions, due in part to the fact they could be considered illiquid and many swaps trade on the OTC market. Swaps are particularly subject to counterparty credit, correlation, valuation, liquidity and leveraging risks. Certain standardized swaps are subject to mandatory central clearing. Central clearing is expected to reduce counterparty credit risk and increase liquidity, but central clearing does not make swap transactions risk-free.

FUTURES CONTRACTS RISK—Futures contracts are typically exchange-traded contracts that call for the future delivery of an asset at a certain price and date, or cash settlement of the terms of the contract. Risks of futures contracts may be caused by an imperfect correlation between movements in the price of the instruments and the price of the underlying securities. In addition, there is the risk that the Fund may not be able to enter into a closing transaction because of an illiquid market. Exchanges can limit the number of positions that can be held or controlled by the Fund or the Advisor, thus limiting the ability to implement the Fund's strategies. Futures markets are highly volatile and the use of futures may increase the volatility of the Fund's net asset value ("NAV"). Futures also are subject to leverage risks and to liquidity risk.

OPTIONS CONTRACTS RISK—Options or options on futures contracts give the holder of the option the right to buy (or to sell) a position in a security or in a contract to the writer of the option, at a certain price. They are subject to correlation risk because there may be an imperfect correlation between the options and the securities markets that cause a given transaction to fail to achieve its objectives. The successful use of options depends

on the Advisor's ability to correctly predict future price fluctuations and the degree of correlation between the options and securities markets. Exchanges can limit the number of positions that can be held or controlled by the Fund or the Advisor, thus limiting the ability to implement the Fund's strategies. Options also are particularly subject to leverage risk and can be subject to liquidity risk.

EARLY CLOSING RISK—The Fund is subject to the risk that unanticipated early closings of securities exchanges and other financial markets may result in the Fund's inability to buy or sell securities or other financial instruments on that day and may cause the Fund to incur substantial trading losses.

EQUITY RISK—The Fund is subject to the risk that the value of the equity securities and equity-based derivatives in the Fund's portfolio will decline due to volatility in the equity market caused by general market and economic conditions, perceptions regarding particular industries represented in the equity market, or factors relating to specific companies to which the Fund has investment exposure.

HIGH YIELD AND UNRATED SECURITIES RISK—The Fund's exposure to higher yielding, below investment grade and unrated high risk debt securities (commonly known as "junk bonds") may present additional risk because these securities may be less liquid and present greater credit risk than investment grade bonds. The price of high yield securities tends to be subject to greater volatility due to issuer-specific operating results and outlook and to real or perceived adverse economic and competitive industry conditions. This exposure may be obtained through investments in other investment companies.

INDUSTRY CONCENTRATION RISK—The Fund may concentrate (*i.e.*, invest more than 25% of its net assets) its investments in a limited number of issuers conducting business in the same industry or group of related industries. To the extent the Fund does so, the Fund is more vulnerable to adverse market, economic, regulatory, political or other developments affecting that industry or group of related industries than a fund that invests its assets more broadly. The industries in which the underlying index components, and thus the Fund's assets, may be concentrated will vary as the composition of the underlying index changes over time.

INTEREST RATE RISK—The market value of fixed income investments and related financial instruments will change in response to interest rate changes. During periods of falling interest rates, the values of fixed income securities generally rise. Conversely, during periods of rising interest rates, the values of such securities generally decline. Securities with greater interest rate sensitivity and longer maturities generally are subject to greater fluctuations in value. The Fund may invest in variable and floating rate securities. Although these instruments are generally less sensitive to interest rate changes than fixed rate instruments, the value of floating rate and variable securities may decline if their interest rates do not rise as quickly, or as much, as general interest rates. Changes in government or central bank policy, including changes in tax policy or changes in a central bank's implementation of specific policy goals, may have a substantial impact on interest rates, and could have an adverse effect on prices for fixed income securities and on the performance of the Fund. In particular, interest rates in the U.S. are at or near historically low levels and as a result, fixed income securities markets may experience heightened levels of interest rate risk. Any unexpected or sudden reversal of the fiscal policy underlying current interest rate levels could adversely affect the value of the Fund. There can be no guarantee that any particular government or central bank policy will be continued, discontinued or changed, nor that any such policy will have the desired effect on interest rates.

INVESTMENT IN INVESTMENT VEHICLES RISK—Investing in other investment vehicles, including ETFs, closed-end funds, affiliated short-term fixed income funds and other mutual funds, subjects the Fund to those risks affecting the investment vehicle, including the possibility that the value of the underlying securities held by the investment vehicle could decrease or the portfolio becomes illiquid. Moreover, the Fund and its shareholders will incur its pro rata share of the underlying vehicles' expenses, which will reduce the Fund's performance. In addition, investments in an ETF are subject to, among other risks, the risk that the ETF's shares may trade at a discount or premium relative to the NAV of the shares and the listing exchange may halt trading of the ETF's shares.

INVESTMENT IN LOANS RISK—Investing in loans involves special types of risks, including credit risk, interest rate risk, counterparty risk and prepayment risk. Loans may offer a fixed or floating interest rate. Loans are often generally below investment grade and may be unrated. Loans may be difficult to value and some can be subject to liquidity risk.

LEVERAGING RISK—The Fund achieves leveraged exposure to the underlying index through the use of derivative instruments. The more the Fund invests in leveraged instruments, the more this leverage will magnify any losses on those investments. The Fund's investment in these instruments generally requires a small investment relative to the amount of investment exposure assumed. As a result, such investments may give rise to losses that exceed the amount invested in those instruments. Since the Fund's investment strategy involves consistently applied leverage, the value of the Fund's shares will tend to increase or decrease more than the value of any increase or decrease in the underlying index. Leverage also will have the effect of magnifying tracking error.

LIQUIDITY AND VALUATION RISK—In certain circumstances, it may be difficult for the Fund to purchase and sell a particular investment within a reasonable time at a fair price, or the price at which it has been valued by the Advisor for purposes of the Fund's NAV, causing the Fund to be less liquid. While the Fund intends to invest in liquid securities and financial instruments, under certain market conditions, such as when trading in a particular investment has been halted temporarily by an exchange because the maximum price change of that investment has been realized, it may be difficult or impossible for the Fund to liquidate such investments. In addition, the ability of the Fund to assign an accurate daily value to certain investments may be difficult, and the Advisor may be required to fair value the investments.

MARKET RISK—The market value of the securities and derivatives held by the Fund may fluctuate over time in response to factors affecting individual companies or other factors such as changing economic, political or financial markets.

MID-CAPITALIZATION SECURITIES RISK—The Fund is subject to the risk that medium-capitalization stocks may underperform other segments of the equity market or the equity market as a whole. Securities of medium-capitalization companies may experience more price volatility, greater spreads between their bid and ask prices, lower trading volumes, and cyclical or static growth prospects. Medium-capitalization companies often have limited product lines, markets or financial resources, and may therefore be more vulnerable to adverse developments than larger capitalization companies.

NON-DIVERSIFICATION RISK—The Fund is considered non-diversified and can invest a greater portion of its assets in securities of individual issuers than a diversified fund. As a result, changes in the market value of a single issuer's securities could cause greater fluctuations in the value of Fund shares than would occur in a diversified fund. The Fund may become diversified for periods of time solely as a result of changes in the composition of the underlying index (e.g., changes in the relative market capitalization or weights of one or more index component stocks).

OTC TRADING RISK—Certain of the derivatives in which the Fund may invest may be traded (and privately negotiated) in the OTC market. While the OTC derivatives market is the primary trading venue for many derivatives, it is largely unregulated and provides for less transparency than a national securities or commodities exchange. As a result and similar to other privately negotiated contracts, the Fund is subject to counterparty credit risk with respect to such derivatives contracts.

PASSIVE INVESTMENT RISK—The Fund is not actively managed and the Advisor does not attempt to take defensive positions in declining markets. Therefore, the Fund may be subject to greater losses in a declining market than a fund that is actively managed.

PORTFOLIO TURNOVER RISK—Periodic rebalancing of the Fund's holdings pursuant to its daily investment objective may lead to a greater number of portfolio transactions in the Fund than experienced by other mutual funds. Such frequent and active trading may lead to significantly higher transaction costs because of increased broker commissions associated with such transactions.

PREPAYMENT AND EXTENSION RISK—Prepayment risk is the risk that the principal on mortgage-backed securities, other asset-backed securities or any debt security with an embedded call option may be prepaid at any time, which could reduce the security's yield and market value. In the case of prepayment risk, if the investment is converted, prepaid or redeemed before maturity, the portfolio manager may not be able to invest the proceeds in other investments providing as high a level of income, resulting in a reduced yield to the Fund. The rate of prepayments tends to increase as interest rates fall, which could cause the average maturity of the portfolio to shorten. Conversely, extension risk is the risk that an unexpected rise in interest rates will extend the life of a mortgage- or asset-backed security beyond the prepayment time. If the Fund's investments are locked in at a lower interest rate for a longer

period of time, the portfolio manager may be unable to capitalize on securities with higher interest rates or wider spreads.

REAL ESTATE INVESTMENT TRUST ("REIT") RISK—REITs are securities that invest substantially all of their assets in real estate, trade like stocks and may qualify for special tax considerations. Investments in REITs subject the Fund to risks associated with the direct ownership of real estate. Market conditions or events affecting the overall real estate and REIT markets, such as declining property values or rising interest rates, could have a negative impact on the real estate market and the value of REITs in general. REITs may be affected by changes in the value of the underlying property owned by the trusts, economic downturns which may have a material effect on the real estate in which the REITs invest and their underlying portfolio securities. Further, REITs are dependent upon specialized management skills and may have their investments in relatively few properties, or in a small geographic area or a single property type. Failure of a company to qualify as a REIT under federal tax law may have adverse consequences to the Fund. In addition, REITs have their own expenses, and the Fund will bear a proportionate share of those expenses.

REGULATORY AND LEGAL RISK—U.S. and non-U.S. governmental agencies and other regulators regularly implement additional regulations and legislators pass new laws that affect the investments held by the Fund, the strategies used by the Fund or the level of regulation or taxation applying to the Fund (such as regulations related to investments in derivatives and other transactions). These regulations and laws impact the investment strategies, performance, costs and operations of the Fund or taxation of shareholders.

REPURCHASE AGREEMENT RISK—The Fund's investment in repurchase agreements may be subject to market and credit risk with respect to the collateral securing the repurchase agreements. Investments in repurchase agreements also may be subject to the risk that the market value of the underlying obligations may decline prior to the expiration of the repurchase agreement term.

SECTOR RISK—The Fund is subject to the Sector Risks described below.

Consumer Discretionary Sector Risk. The Fund's investments are exposed to issuers conducting business in the Consumer Discretionary Sector. The manufacturing segment of the Consumer Discretionary Sector includes automotive, household durable goods, leisure equipment and textiles and apparel. The services segment includes hotels, restaurants and other leisure facilities, media production and services, and consumer retailing and services. The Fund is subject to the risk that the securities of such issuers will underperform the market as a whole due to legislative or regulatory changes, adverse market conditions and/or increased competition affecting the Consumer Discretionary Sector. The performance of companies operating in the Consumer Discretionary Sector has historically been closely tied to the performance of the overall economy, and also is affected by economic growth, consumer confidence, attitudes and spending. Changes in demographics and consumer tastes also can affect the demand for, and success of, consumer products and services in the marketplace. Moreover, the Consumer Discretionary Sector encompasses those businesses that tend to be the most sensitive to economic cycles.

Financials Sector Risk. The Fund's investments are exposed to issuers conducting business in the Financials Sector. The Financials Sector includes companies involved in banking, thrifts and mortgage finance, specialized finance, consumer finance, asset management and custody banks, investment banking and brokerage, and insurance. It also includes the Financial Exchanges & Data and Mortgage Real Estate Investment Trusts (REITs) sub-industries. Certain Financials Sector issuers serve as counterparties with which the Fund may enter into derivatives agreements or other similar contractual arrangements. The Fund is subject to the risk that the securities of such issuers will underperform the market as a whole due to legislative or regulatory changes, adverse market conditions and/or increased competition affecting the Financials Sector, which may adversely affect a company's ability to fulfill its obligations as a financial counterparty. Companies operating in the Financials Sector are subject to extensive government regulation, which may limit the financial commitments they can make and the interest rates and fees they can charge. Profitability is largely dependent on the availability and cost of capital funds, and may fluctuate significantly when interest rates change or due to increased competition.

Health Care Sector Risk. The Fund's investments are exposed to issuers conducting business in the Health Care Sector. The Health Care Sector includes health care providers and services, companies that manufacture and distribute health care equipment and supplies, and health care technology companies. It also includes

companies involved in the research, development, production and marketing of pharmaceuticals and biotechnology products. The Fund is subject to the risk that the securities of such issuers will underperform the market as a whole due to legislative or regulatory changes, adverse market conditions and/or increased competition affecting the Health Care Sector. The prices of the securities of companies operating in the Health Care Sector are closely tied to government regulation and approval of their products and services, which can have a significant effect on the price and availability of those products and services.

Industrials Sector Risk. The Fund's investments are exposed to issuers conducting business in the Industrials Sector. The Industrials Sector includes manufacturers and distributors of capital goods such as aerospace and defense, building projects, electrical equipment and machinery, and companies that offer construction and engineering services. It also includes providers of commercial and professional services including printing, environmental and facilities services, office services and supplies, security and alarm services, human resource and employment services, and research and consulting services. It also includes companies that provide transportation services. The Fund is subject to the risk that the securities of such issuers will underperform the market as a whole due to legislative or regulatory changes, adverse market conditions and/or increased competition affecting the Industrials Sector. The prices of the securities of companies operating in the Industrials Sector may fluctuate due to the level and volatility of commodity prices, the exchange value of the dollar, import controls, worldwide competition, liability for environmental damage, depletion of resources, and mandated expenditures for safety and pollution control devices.

Information Technology Sector Risk. The Fund's investments are exposed to issuers conducting business in the Information Technology Sector. The Information Technology Sector includes companies that offer software and information technology services, manufacturers and distributors of technology hardware and equipment such as communications equipment, cellular phones, computers and peripherals, electronic equipment and related instruments and semiconductors. The Fund is subject to the risk that the securities of such issuers will underperform the market as a whole due to legislative or regulatory changes, adverse market conditions and/or increased competition affecting the Information Technology Sector. The prices of the securities of companies operating in the Information Technology Sector are closely tied to market competition, increased sensitivity to short product cycles and aggressive pricing, and problems with bringing products to market.

Real Estate Sector Risk. The Fund's investments are exposed to issuers conducting business in the Real Estate Sector. The Real Estate Sector contains companies operating in real estate development and operations. It also includes companies offering real estate-related services and REITs. The Fund is subject to the risk that the securities of such issuers will underperform the market as a whole due to legislative or regulatory changes, adverse market conditions and/or increased competition affecting the Real Estate Sector. The performance of companies operating in the Real Estate Sector has historically been cyclical and particularly sensitive to the overall economy and market changes, including declines in the value of real estate or, conversely, saturation of the real estate market, economic downturns and defaults by borrowers or tenants during such periods, increases in competition, limited availability of mortgage funds or other limits to accessing the credit or capital markets, and changes in interest rates.

SHAREHOLDER TRADING RISK—The Fund may be used as a tool for certain investors that employ trading strategies involving frequent trading. Such trading strategies may lead to increased portfolio turnover in the Fund, higher transaction costs, and the possibility of increased short-term capital gains (which will be taxable to shareholders as ordinary income when distributed to them) and/or long-term capital gains. Large movements of assets into and out of the Fund due to active or frequent trading also may adversely affect the Fund's ability to achieve its investment objective.

TEMPORARY DEFENSIVE INVESTMENT RISK—The Advisor generally does not attempt to take defensive positions in the Fund in declining markets. Therefore, the Fund may be subject to greater losses in a declining market than a fund that does take defensive positions in declining markets.

TRACKING ERROR RISK—The Advisor may not be able to cause the Fund's performance to correlate to that of the Fund's benchmark, either on a daily or aggregate basis. Factors such as Fund expenses, imperfect correlation between the Fund's investments and those of the underlying index, rounding of share prices, changes to the composition of

the underlying index, regulatory policies, high portfolio turnover rate, and the use of leverage all contribute to tracking error. Tracking error may cause the Fund's performance to be less than you expect.

TRADING HALT RISK—The Fund typically will hold futures contracts and short-term options. The major exchanges on which these contracts are traded, such as the Chicago Mercantile Exchange, have established limits on how much the trading price of a futures contract or option may decline over various time periods within a day, and may halt trading in a contract that exceeds such limits. If a trading halt occurs, the Fund may temporarily be unable to purchase or sell certain securities, futures contracts or options. Such a trading halt near the time the Fund prices its shares may limit the Fund's ability to use leverage and fully invest its assets, which could increase tracking error and adversely affect performance, and may prevent the Fund from achieving its investment objective.

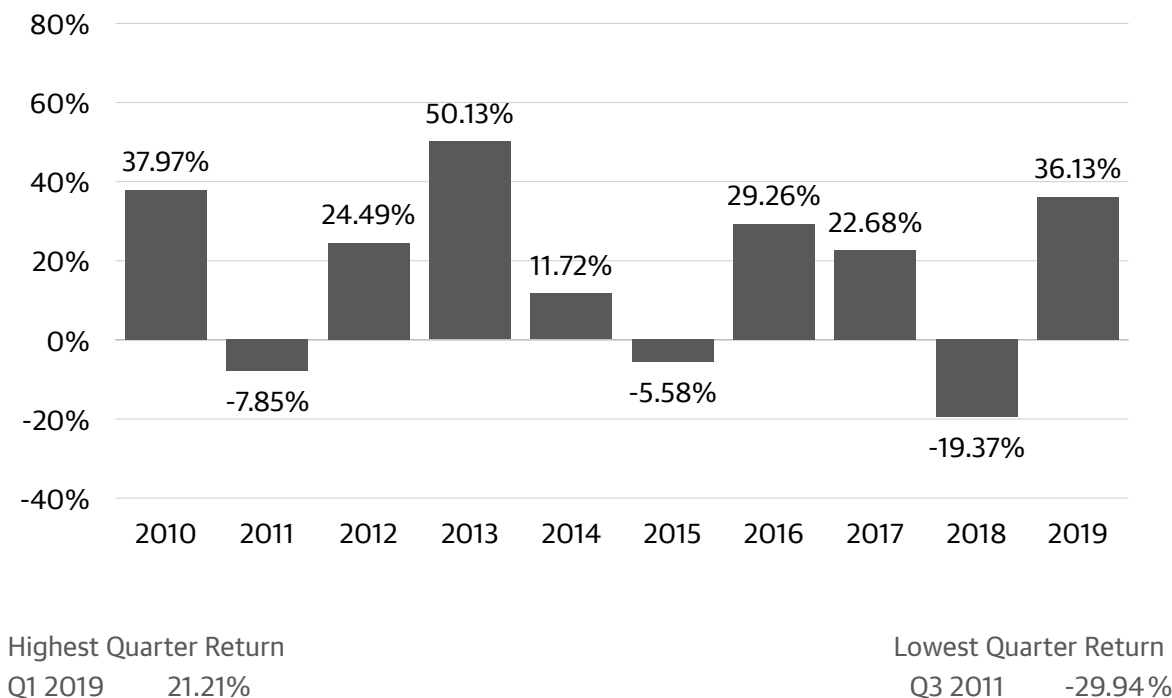
U.S. GOVERNMENT SECURITIES RISK—U.S. government securities may or may not be backed by the full faith and credit of the U.S. government. The value of U.S. government securities will fluctuate and such securities are subject to the risks associated with fixed-income and debt securities, particularly interest rate and credit risk.

PERFORMANCE INFORMATION

The following bar chart shows the performance of the Class H shares of the Fund from year to year. The variability of performance over time provides an indication of the risks of investing in the Fund. The following table shows the performance of the Class H shares of the Fund as an average over different periods of time in comparison to the performance of a broad-based market index. The figures in the bar chart and table assume the reinvestment of dividends and capital gains distributions. Of course, this past performance (before and after taxes) does not necessarily indicate how the Fund will perform in the future.

Updated performance information is available on the Fund's website at www.guggenheiminvestments.com or by calling 800.820.0888.

The performance information shown below for Class H shares is based on a calendar year. The year-to-date return for the period from January 1, 2020 through June 30, 2020 is -24.95%.



AVERAGE ANNUAL TOTAL RETURN (for periods ended December 31, 2019)

The after-tax returns presented in the table below are calculated using highest historical individual federal marginal income tax rates and do not reflect the impact of state and local taxes. Your actual after-tax returns will depend on your specific tax situation and may differ from those shown below. After-tax returns are not relevant to investors who hold shares of the Fund through tax-deferred arrangements, such as 401(k) plans or individual retirement accounts.

Class H	Past 1 Year	Past 5 Years	Past 10 Years
Return Before Taxes	36.13%	10.45%	15.87%
Return After Taxes on Distributions	36.03%	10.26%	15.76%
Return After Taxes on Distributions and Sale of Fund Shares	21.39%	8.21%	13.48%
S&P MidCap 400® Index (reflects no deduction for fees, expenses or taxes)	26.20%	9.03%	12.72%

MANAGEMENT

INVESTMENT ADVISOR

Security Investors, LLC, which operates under the name Guggenheim Investments, serves as the investment adviser of the Fund.

PORTFOLIO MANAGERS

- **Michael P. Byrum**, CFA, Senior Vice President. Mr. Byrum has been associated with the Advisor since 1993.
- **Ryan A. Harder**, CFA, Portfolio Manager. Mr. Harder has been associated with the Advisor since 2004.

PURCHASE AND SALE OF FUND SHARES

The minimum initial investment amounts and minimum account balance requirements for Class H accounts held through a third party (e.g., a brokerage account) are typically:

- \$1,000 for retirement accounts
- \$2,500 for all other accounts

Accounts opened through a financial intermediary (non-direct) will be subject to your financial intermediary's minimum initial investment amount and account balance requirements, which may be different than the amounts above.

Class H accounts held directly at Guggenheim Investments (other than those that are managed by financial professionals) are subject to a minimum initial investment and account balance of \$5,000 (including retirement accounts).

Direct accounts managed by financial professionals are not subject to minimum initial investment and minimum account balance requirements.

There are no minimum amounts for subsequent investments in the Fund except for subsequent investments made via Automated Clearing House ("ACH").

The Fund reserves the right to modify its minimum account balance requirements at any time, with or without prior notice to you.

The Fund redeems its shares continuously and investors may sell their shares back to the Fund on any day that the New York Stock Exchange (the "NYSE") is open for business (a "Business Day"). You will ordinarily submit your transaction order through your financial intermediary or other securities dealers through which you opened your

shareholder account or through Guggenheim Investments directly. The Fund also offers you the option to send redemption orders to Guggenheim Investments by mail, fax or telephone.

TAX INFORMATION

Fund distributions are generally taxable as ordinary income, qualified dividend income, or capital gains (or a combination thereof), unless your investment is in an IRA or other tax-advantaged retirement account. Investments through a tax-advantaged retirement account may be subject to taxation upon withdrawal.

PAYMENTS TO BROKER-DEALERS AND OTHER FINANCIAL INTERMEDIARIES

If you purchase the Fund through a broker-dealer or other financial intermediary (such as a bank), the Fund and its related companies may pay the intermediary for the sale of Fund shares and related services. These payments may create a conflict of interest by influencing the broker-dealer or other intermediary and your sales person to recommend the Fund over another investment. Ask your sales person or visit your financial intermediary's website for more information.

INVERSE MID-CAP STRATEGY FUND

IMPORTANT INFORMATION ABOUT THE FUND

The Inverse Mid-Cap Strategy Fund (the "Fund") is very different from most other mutual funds in that it seeks to provide investment results that match the inverse of the performance of a specific underlying index on a **daily basis**, a result opposite of most mutual funds. As a result, the Fund may be riskier than alternatives that do not rely on the use of derivatives to achieve their investment objectives.

Because the Fund seeks daily inverse investment results, the return of the Fund for a period of longer than a single trading day will be the result of each day's compounded returns over the period, which will very likely differ from the inverse return of the Fund's underlying index (as defined below) for that period. As a consequence, especially in periods of market volatility, the path or trend of the benchmark during the longer period may be at least as important to the Fund's return for the longer period as the cumulative return of the benchmark for the relevant longer period. Further, the return for investors who invest for a period longer than a single trading day will not be the product of the return of the Fund's stated investment goal (i.e., -1x) and the cumulative performance of the benchmark.

The Fund is not suitable for all investors. The Fund should be utilized only by investors who (a) understand the consequences of seeking daily inverse investment results, (b) understand the risks of shorting and (c) intend to actively monitor and manage their investments. Investors who do not meet these criteria should not buy shares of the Fund. An investment in the Fund is not a complete investment program.

INVESTMENT OBJECTIVE

The Fund seeks to provide investment results that match, before fees and expenses, the performance of a specific benchmark on a daily basis. The Fund's current benchmark is the inverse (opposite) of the performance of the S&P MidCap 400® Index (the "underlying index"). The Fund does not seek to achieve its investment objective over a period of time greater than one day.

FEES AND EXPENSES OF THE FUND

This table describes the fees and expenses that you may pay if you buy and hold Class H shares of the Fund.

SHAREHOLDER FEES <i>(fees paid directly from your investment)</i>	N/A
ANNUAL FUND OPERATING EXPENSES <i>(expenses that you pay each year as a percentage of the value of your investment)</i>	
Management Fees	0.90%
Distribution (12b-1) Fees	0.25%
Other Expenses*	0.63%
Acquired Fund Fees and Expenses	0.12%
Total Annual Fund Operating Expenses**	1.90%
Fee Waiver***	-0.08%
Total Annual Fund Operating Expenses After Fee Waiver**	1.82%

* "Other Expenses" does not include fees paid to the Fund's swap contract counterparties, or the management fees, performance fees, and expenses of the reference assets or trading vehicles underlying such swap contracts. These fees and expenses, which are not reflected in this Annual Fund Operating Expenses table, are embedded in the returns of the swap contracts (i.e., the fees and expenses reduce the investment returns of the swap contracts) and represent an indirect cost of investing in the Fund.

** The Total Annual Fund Operating Expenses and Total Annual Fund Operating Expenses After Fee Waiver in this fee table may not correlate to the expense ratios in the Fund's financial highlights and financial statements because the financial highlights and financial statements reflect only the operating expenses of the Fund and do not include Acquired Fund Fees and Expenses, which are fees and expenses incurred indirectly by the Fund through its investments in certain underlying investment companies.

*** The Advisor has contractually agreed through August 1, 2021, to waive the amount of the Fund's management fee to the extent necessary to offset the proportionate share of any management fee paid by the Fund with respect to any Fund investment in an underlying fund for which the Advisor or any of its affiliates also serves as investment manager. The agreement may be terminated by the Advisor at the conclusion of any one-year term or by the Fund's Board of Trustees at any time, and when the Advisor ceases to serve as such.

EXAMPLE

This Example is intended to help you compare the cost of investing in the Fund with the cost of investing in other mutual funds.

The Example assumes that you invest \$10,000 in the Fund for the time periods indicated and then redeem all of your shares at the end of those periods. The Example also assumes that your investment has a 5% return each year and that the Fund's operating expenses remain the same. Although your actual costs may be higher or lower, based on these assumptions your costs would be:

1 Year	3 Years	5 Years	10 Years
\$185	\$589	\$1,019	\$2,216

PORTFOLIO TURNOVER

The Fund pays transaction costs, such as commissions, when it buys and sells securities (or "turns over" its portfolio). A higher portfolio turnover rate may indicate higher transaction costs and may result in higher taxes when Fund shares are held in a taxable account. These costs, which are not reflected in the Total Annual Fund Operating Expenses or the Example, affect the Fund's performance. During the most recent fiscal year, the Fund's portfolio turnover rate was 0% of the average value of its portfolio. The Fund's portfolio turnover rate is calculated without regard to cash instruments and most derivatives. If such instruments were included, the Fund's portfolio turnover rate might be significantly higher.

PRINCIPAL INVESTMENT STRATEGIES

Unlike a traditional index fund, the Fund's investment objective is to perform opposite the underlying index, and the Fund generally will not own the securities included in the underlying index. Instead, the Fund employs as its investment strategy a program of engaging in short sales of securities included in the underlying index and investing to a significant extent in derivative instruments, which primarily consist of equity index swaps and swaps on exchange-traded funds ("ETFs"), futures contracts, and options on securities, futures contracts, and stock indices. The Advisor expects to rebalance the Fund's positions daily to maintain exposure that is opposite to that of the underlying index. While the Fund may write (sell) and purchase swaps, it expects primarily to write swaps. The Fund's investment in derivatives serves as a substitute for directly selling short each of the securities included in the underlying index and produces inverse exposure to the underlying index. Certain of the Fund's derivatives investments may be traded in the over-the-counter ("OTC") market. Under normal circumstances, the Fund will invest at least 80% of its net assets, plus any borrowings for investment purposes, in financial instruments with economic characteristics that should perform opposite to the securities of companies included in the underlying index.

Investments in derivative instruments, such as futures, options and swap agreements, have the economic effect of creating financial leverage in the Fund's portfolio because such investments may give rise to losses that exceed the amount the Fund has invested in those instruments. Financial leverage will magnify, sometimes significantly, the Fund's exposure to any increase or decrease in prices associated with a particular reference asset resulting in increased volatility in the value of the Fund's portfolio. The value of the Fund's portfolio is likely to experience greater volatility over short-term periods. While such financial leverage has the potential to produce greater gains, it also may result in greater losses, which in some cases may cause the Fund to liquidate other portfolio investments at a loss to comply with limits on leverage and asset segregation requirements imposed by the Investment Company Act of 1940 or to meet redemption requests.

The S&P MidCap 400[®] Index is a modified capitalization-weighted index composed of 400 mid-cap stocks chosen by Standard & Poor's Corporation for market size, liquidity, and industry group representation. The S&P MidCap 400[®] Index covers approximately 7% of the U.S. equities market and generally represents mid-capitalization companies with capitalizations ranging from \$756.4 million to \$14.0 billion as of June 30, 2020. To the extent the Fund's underlying index is concentrated in a particular industry the Fund will necessarily be concentrated in that industry.

The industries in which the underlying index components, and thus the Fund's investments, may be concentrated will vary as the composition of the underlying index changes over time. While the Fund's sector exposure may vary over time, as of June 30, 2020, the Fund has significant exposure to the Consumer Discretionary Sector, Financials Sector, Health Care Sector, Industrials Sector, Information Technology Sector, and Real Estate Sector, as each sector is defined by the Global Industry Classification Standard, a widely recognized industry classification methodology developed by MSCI, Inc. and Standard & Poor's Financial Services LLC.

On a day-to-day basis, the Fund may hold U.S. government securities or cash equivalents. The Fund also may enter into repurchase agreements with counterparties that are deemed to present acceptable credit risks. In an effort to ensure that the Fund is fully invested on a day-to-day basis, the Fund may conduct any necessary trading activity at or just prior to the close of the U.S. financial markets. The Fund is non-diversified and, therefore, may invest a greater percentage of its assets in a particular issuer in comparison to a diversified fund.

The Fund may invest a portion of its assets, and at times, a substantial portion of its assets, in other short-term fixed-income investment companies advised by the Advisor, or an affiliate of the Advisor, for various purposes, including for liquidity management purposes (e.g., to increase yield on liquid investments used to collateralize derivatives positions) or when such investment companies present a more cost-effective investment option than direct investments in the underlying securities. Investments in these investment companies will significantly increase the portfolio's exposure to certain other asset categories, including: (i) a broad range of high yield, high risk debt securities rated below the top four long-term rating categories by a nationally recognized statistical rating organization or, if unrated, determined by the Advisor to be of comparable quality (also known as "junk bonds"); (ii) securities issued by the U.S. government or its agencies and instrumentalities; (iii) collateralized loan obligations ("CLOs"), other asset-backed securities (including mortgage-backed securities) and similarly structured debt investments; and (iv) other short-term fixed income securities. Such investments will expose the Fund to the risks of these asset categories and increases or decreases in the value of these investments may cause the Fund to deviate from its investment objective.

PRINCIPAL RISKS

As with all mutual funds, a shareholder is subject to the risk that his or her investment could lose money. In addition to this risk, the Fund is subject to the principal risks described below.

ASSET-BACKED AND MORTGAGE-BACKED SECURITIES RISK—Through its investments in other investment companies, the Fund may have exposure to asset-backed securities, including mortgage-backed securities and structured finance investments. Investors in these securities generally receive payments that are part interest and part return of principal. These payments may vary based on the rate at which the underlying borrowers pay off their loans. Some asset-backed securities, including mortgage-backed securities, may have structures that make their reaction to interest rates and other factors difficult to predict, making their prices very volatile and they are subject to liquidity risk. The terms of many structured finance investments and other instruments are tied to the London Interbank Offered Rate ("LIBOR"), which functions as a reference rate or benchmark. It is anticipated that LIBOR will be discontinued at the end of 2021, which may cause increased volatility and illiquidity in the markets for instruments with terms tied to LIBOR or other adverse consequences for these instruments. These events may adversely affect the Fund and its investments in such instruments.

CLO RISK—Through its investments in other investment companies, the Fund may have exposure to CLOs. A CLO is a trust typically collateralized by a pool of loans, which may include, among others, domestic and foreign senior secured loans, senior unsecured loans, and subordinate corporate loans, including loans that may be rated below investment grade or equivalent unrated loans. The cash flows from the trust are split into two or more portions, called tranches, varying in risk and yield. CLO tranches can experience substantial losses due to actual defaults, increased sensitivity to defaults due to collateral default and disappearance of protecting tranches, market anticipation of defaults, as well as aversion to CLO securities as a class. The risks of an investment in a CLO depend largely on the type of the collateral securities and the class of the CLO in which the Fund invests.

COMPOUNDING RISK—In addition to the correlation risks described under "Correlation Risk," the Fund's returns are subject to the effects of compounding, which generally will cause the Fund's performance to not correlate to the performance of the benchmark over periods greater than a single day, before accounting for fees and fund expenses. Compounded returns are the result of reinvesting daily returns over periods greater than a single day. The Fund's compounded returns for periods greater than a single day will be different than the performance of the benchmark

over the same period. The effects of compounding on the performance of the Fund will be more pronounced when the underlying index experiences increased volatility and over longer holding periods.

Fund performance for periods greater than one day can be estimated given any set of assumptions for the following factors: (a) underlying index performance; (b) underlying index volatility; (c) financing rates associated with leverage; (d) other Fund expenses; (e) dividends or interest paid by companies in the underlying index; and (f) period of time. The table below illustrates the impact of two principal factors – volatility and index performance – on Fund performance. The table shows estimated Fund returns for a number of combinations of performance and volatility over a one-year period. Performance shown in the table assumes: (a) no dividends paid by the companies included in the underlying index; (b) no Fund expenses; and (c) a cost of leverage of zero percent. If Fund expenses, including the cost of leverage, were included, the Fund's performance would be lower than shown.

Areas shaded lighter represent those scenarios where the Fund can be expected to return more than the inverse performance of the underlying index; conversely, areas shaded darker represent those scenarios where the Fund can be expected to return the same or less than the inverse performance of the underlying index.

Index Performance		Annualized Volatility				
1x	-1x	10%	25%	50%	75%	100%
-60%	60%	148%	132%	96%	42%	-6%
-50%	50%	98%	87%	57%	14%	-28%
-40%	40%	65%	56%	30%	-5%	-38%
-30%	30%	42%	34%	13%	-18%	-47%
-20%	20%	24%	18%	-3%	-28%	-54%
-10%	10%	10%	4%	-13%	-36%	-59%
0%	0%	-1%	-6%	-22%	-43%	-64%
10%	-10%	-10%	-15%	-29%	-48%	-67%
20%	-20%	-17%	-22%	-35%	-53%	-69%
30%	-30%	-24%	-28%	-40%	-56%	-71%
40%	-40%	-29%	-33%	-44%	-60%	-73%
50%	-50%	-34%	-37%	-48%	-62%	-76%
60%	-60%	-38%	-41%	-51%	-65%	-78%

The underlying index's annualized historical volatility rate for the five-year period ended June 30, 2020 is 18.58%. The underlying index's highest one-year volatility rate during the five-year period is 29.71%. The underlying index's annualized performance for the five-year period ended June 30, 2020 is 5.22%.

Historical underlying index volatility and performance are not indications of what the underlying index volatility and performance will be in the future. The table is intended to isolate the effects of the underlying index volatility and index performance on the return of the Fund, and underscore that the Fund is designed as a short-term trading vehicle for investors who intend to actively monitor and manage their portfolios.

CORRELATION RISK—A number of factors may affect the Fund's ability to achieve a high degree of correlation with its benchmark, including instances in which the Fund does not hold or have exposure to each component security of the underlying index and the effect of compounding on the Fund's returns, and there can be no guarantee that the Fund will achieve a high degree of correlation. Failure to achieve a high degree of correlation may prevent the Fund from achieving its investment objective. The Fund does not attempt to, and should not be expected to, provide returns which are the inverse of the returns of the underlying index for periods other than a single day. The risk of the Fund not achieving its daily investment objective will be more acute when the underlying index has an extreme one-day movement approaching 50%. **In addition, as a result of compounding, the Fund's performance for periods greater than a single day is likely to be either greater than or less than the performance of the inverse of the underlying index, before accounting for Fund fees and expenses.**

COUNTERPARTY CREDIT RISK—The Fund may invest in financial instruments involving counterparties that attempt to gain exposure to a particular group of securities, index or asset class without actually purchasing those securities

or investments, or to hedge a position. The Fund's use of such financial instruments, including swap agreements, involves risks that are different from those associated with ordinary portfolio securities transactions. For example, the Fund is exposed to the risk that the counterparty may be unwilling or unable to make timely payments to meet its contractual obligations or may fail to return holdings that are subject to the agreement with the counterparty. If the counterparty becomes bankrupt or defaults on its payment obligations to the Fund, the Fund may not receive the full amount that it is entitled to receive. If this occurs, the value of your shares in the Fund will decrease.

CREDIT RISK—The Fund could lose money if the debt securities or other instruments in which it invests decline in price, or the issuer or guarantor of such instrument fails to pay interest or principal when due because the issuer or guarantor of the instrument experiences an actual or perceived decline in its financial status. Generally, credit risk is increased when a portfolio security is downgraded or the perceived creditworthiness of the issuer or guarantor deteriorates, though the effect of any credit rating downgrade can be uncertain. To the extent the Fund invests in below investment grade instruments, it will be exposed to a greater amount of credit risk than a fund which only invests in investment grade securities. In addition, to the extent the Fund uses credit derivatives, such use will expose it to additional risk in the event that the bonds underlying the derivatives default. The degree of credit risk depends on the issuer's or guarantor's financial condition and on the terms of the instruments.

DERIVATIVES RISK—The Fund's investments in derivatives may pose risks in addition to and greater than those associated with investing directly in securities or other investments, including risks relating to leverage, imperfect correlations with underlying investments or the Fund's other portfolio holdings, high price volatility, lack of availability, counterparty credit, liquidity, valuation and legal restrictions. Their use is a highly specialized activity that involves investment techniques and risks different from those associated with ordinary portfolio securities transactions. If the Advisor is incorrect about its expectations of market conditions, the use of derivatives could also result in a loss, which in some cases may be unlimited. Certain risks are specific to the derivatives in which the Fund invests.

SWAP AGREEMENTS RISK—Swap agreements are contracts among the Fund and a counterparty to exchange the return of the pre-determined underlying investment (such as the rate of return of the underlying index). Swap agreements may be negotiated bilaterally and traded OTC between two parties or, in some instances, must be transacted through a futures commission merchant and cleared through a clearinghouse that serves as a central counterparty. Risks associated with the use of swap agreements are different from those associated with ordinary portfolio securities transactions, due in part to the fact they could be considered illiquid and many swaps trade on the OTC market. Swaps are particularly subject to counterparty credit, correlation, valuation, liquidity and leveraging risks. Certain standardized swaps are subject to mandatory central clearing. Central clearing is expected to reduce counterparty credit risk and increase liquidity, but central clearing does not make swap transactions risk-free.

FUTURES CONTRACTS RISK—Futures contracts are typically exchange-traded contracts that call for the future delivery of an asset at a certain price and date, or cash settlement of the terms of the contract. Risks of futures contracts may be caused by an imperfect correlation between movements in the price of the instruments and the price of the underlying securities. In addition, there is the risk that the Fund may not be able to enter into a closing transaction because of an illiquid market. Exchanges can limit the number of positions that can be held or controlled by the Fund or the Advisor, thus limiting the ability to implement the Fund's strategies. Futures markets are highly volatile and the use of futures may increase the volatility of the Fund's net asset value ("NAV"). Futures also are subject to leverage risks and to liquidity risk.

OPTIONS CONTRACTS RISK—Options or options on futures contracts give the holder of the option the right to buy (or to sell) a position in a security or in a contract to the writer of the option, at a certain price. They are subject to correlation risk because there may be an imperfect correlation between the options and the securities markets that cause a given transaction to fail to achieve its objectives. The successful use of options depends on the Advisor's ability to correctly predict future price fluctuations and the degree of correlation between the options and securities markets. Exchanges can limit the number of positions that can be held or controlled by the Fund or the Advisor, thus limiting the ability to implement the Fund's strategies. Options also are particularly subject to leverage risk and can be subject to liquidity risk.

EARLY CLOSING RISK—The Fund is subject to the risk that unanticipated early closings of securities exchanges and other financial markets may result in the Fund's inability to buy or sell securities or other financial instruments on that day and may cause the Fund to incur substantial trading losses.

EQUITY RISK—The Fund is subject to the risk that the value of the equity securities and equity-based derivatives in the Fund's portfolio will decline due to volatility in the equity market caused by general market and economic conditions, perceptions regarding particular industries represented in the equity market, or factors relating to specific companies to which the Fund has investment exposure.

HIGH YIELD AND UNRATED SECURITIES RISK—The Fund's exposure to higher yielding, below investment grade and unrated high risk debt securities (commonly known as "junk bonds") may present additional risk because these securities may be less liquid and present greater credit risk than investment grade bonds. The price of high yield securities tends to be subject to greater volatility due to issuer-specific operating results and outlook and to real or perceived adverse economic and competitive industry conditions. This exposure may be obtained through investments in other investment companies.

INDUSTRY CONCENTRATION RISK—The Fund may concentrate (*i.e.*, invest more than 25% of its net assets) its investments in a limited number of issuers conducting business in the same industry or group of related industries. To the extent the Fund does so, the Fund is more vulnerable to adverse market, economic, regulatory, political or other developments affecting that industry or group of related industries than a fund that invests its assets more broadly. The industries in which the underlying index components, and thus the Fund's assets, may be concentrated will vary as the composition of the underlying index changes over time.

INTEREST RATE RISK—The market value of fixed income investments and related financial instruments will change in response to interest rate changes. During periods of falling interest rates, the values of fixed income securities generally rise. Conversely, during periods of rising interest rates, the values of such securities generally decline. Securities with greater interest rate sensitivity and longer maturities generally are subject to greater fluctuations in value. The Fund may invest in variable and floating rate securities. Although these instruments are generally less sensitive to interest rate changes than fixed rate instruments, the value of floating rate and variable securities may decline if their interest rates do not rise as quickly, or as much, as general interest rates. Changes in government or central bank policy, including changes in tax policy or changes in a central bank's implementation of specific policy goals, may have a substantial impact on interest rates, and could have an adverse effect on prices for fixed income securities and on the performance of the Fund. In particular, interest rates in the U.S. are at or near historically low levels and as a result, fixed income securities markets may experience heightened levels of interest rate risk. Any unexpected or sudden reversal of the fiscal policy underlying current interest rate levels could adversely affect the value of the Fund. There can be no guarantee that any particular government or central bank policy will be continued, discontinued or changed, nor that any such policy will have the desired effect on interest rates.

INVESTMENT IN INVESTMENT VEHICLES RISK—Investing in other investment vehicles, including ETFs, closed-end funds, affiliated short-term fixed income funds and other mutual funds, subjects the Fund to those risks affecting the investment vehicle, including the possibility that the value of the underlying securities held by the investment vehicle could decrease or the portfolio becomes illiquid. Moreover, the Fund and its shareholders will incur its pro rata share of the underlying vehicles' expenses, which will reduce the Fund's performance. In addition, investments in an ETF are subject to, among other risks, the risk that the ETF's shares may trade at a discount or premium relative to the NAV of the shares and the listing exchange may halt trading of the ETF's shares.

INVESTMENT IN LOANS RISK—Investing in loans involves special types of risks, including credit risk, interest rate risk, counterparty risk and prepayment risk. Loans may offer a fixed or floating interest rate. Loans are often generally below investment grade and may be unrated. Loans may be difficult to value and some can be subject to liquidity risk.

LIQUIDITY AND VALUATION RISK—In certain circumstances, it may be difficult for the Fund to purchase and sell a particular investment within a reasonable time at a fair price, or the price at which it has been valued by the Advisor for purposes of the Fund's NAV, causing the Fund to be less liquid. While the Fund intends to invest in liquid securities and financial instruments, under certain market conditions, such as when trading in a particular investment has been halted temporarily by an exchange because the maximum price change of that investment has been realized, it may be difficult or impossible for the Fund to liquidate such investments. In addition, the ability of the Fund to assign an

accurate daily value to certain investments may be difficult, and the Advisor may be required to fair value the investments.

MARKET RISK—The market value of the securities and derivatives held by the Fund may fluctuate over time in response to factors affecting individual companies or other factors such as changing economic, political or financial markets.

MID-CAPITALIZATION SECURITIES RISK—The Fund is subject to the risk that medium-capitalization stocks may outperform other segments of the equity market or the equity market as a whole. Securities of medium-capitalization companies may experience more price volatility, greater spreads between their bid and ask prices, lower trading volumes, and cyclical or static growth prospects. Medium-capitalization companies often have limited product lines, markets or financial resources, and may therefore be more vulnerable to adverse developments than larger capitalization companies.

NON-DIVERSIFICATION RISK—The Fund is considered non-diversified and can invest a greater portion of its assets in securities of individual issuers than a diversified fund. As a result, changes in the market value of a single issuer's securities could cause greater fluctuations in the value of Fund shares than would occur in a diversified fund. The Fund may become diversified for periods of time solely as a result of changes in the composition of the underlying index (e.g., changes in the relative market capitalization or weights of one or more index component stocks).

OTC TRADING RISK—Certain of the derivatives in which the Fund may invest may be traded (and privately negotiated) in the OTC market. While the OTC derivatives market is the primary trading venue for many derivatives, it is largely unregulated and provides for less transparency than a national securities or commodities exchange. As a result and similar to other privately negotiated contracts, the Fund is subject to counterparty credit risk with respect to such derivatives contracts.

PASSIVE INVESTMENT RISK—The Fund is not actively managed and the Advisor does not attempt to take defensive positions in rising markets. Therefore, the Fund may be subject to greater losses in a rising market than a fund that is actively managed.

PORTFOLIO TURNOVER RISK—Periodic rebalancing of the Fund's holdings pursuant to its daily investment objective may lead to a greater number of portfolio transactions in the Fund than experienced by other mutual funds. Such frequent and active trading may lead to significantly higher transaction costs because of increased broker commissions associated with such transactions.

PREPAYMENT AND EXTENSION RISK—Prepayment risk is the risk that the principal on mortgage-backed securities, other asset-backed securities or any debt security with an embedded call option may be prepaid at any time, which could reduce the security's yield and market value. In the case of prepayment risk, if the investment is converted, prepaid or redeemed before maturity, the portfolio manager may not be able to invest the proceeds in other investments providing as high a level of income, resulting in a reduced yield to the Fund. The rate of prepayments tends to increase as interest rates fall, which could cause the average maturity of the portfolio to shorten. Conversely, extension risk is the risk that an unexpected rise in interest rates will extend the life of a mortgage- or asset-backed security beyond the prepayment time. If the Fund's investments are locked in at a lower interest rate for a longer period of time, the portfolio manager may be unable to capitalize on securities with higher interest rates or wider spreads.

REAL ESTATE INVESTMENT TRUST ("REIT") RISK—REITs are securities that invest substantially all of their assets in real estate, trade like stocks and may qualify for special tax considerations. Investments in REITs subject the Fund to risks associated with the direct ownership of real estate. Market conditions or events affecting the overall real estate and REIT markets, such as declining property values or rising interest rates, could have a negative impact on the real estate market and the value of REITs in general. REITs may be affected by changes in the value of the underlying property owned by the trusts, economic downturns which may have a material effect on the real estate in which the REITs invest and their underlying portfolio securities. Further, REITs are dependent upon specialized management skills and may have their investments in relatively few properties, or in a small geographic area or a single property type. Failure of a company to qualify as a REIT under federal tax law may have adverse consequences to the Fund. In addition, REITs have their own expenses, and the Fund will bear a proportionate share of those expenses.

REGULATORY AND LEGAL RISK—U.S. and non-U.S. governmental agencies and other regulators regularly implement additional regulations and legislators pass new laws that affect the investments held by the Fund, the strategies used by the Fund or the level of regulation or taxation applying to the Fund (such as regulations related to investments in derivatives and other transactions). These regulations and laws impact the investment strategies, performance, costs and operations of the Fund or taxation of shareholders.

REPURCHASE AGREEMENT RISK—The Fund's investment in repurchase agreements may be subject to market and credit risk with respect to the collateral securing the repurchase agreements. Investments in repurchase agreements also may be subject to the risk that the market value of the underlying obligations may decline prior to the expiration of the repurchase agreement term.

SECTOR RISK—The Fund is subject to the Sector Risks described below.

Consumer Discretionary Sector Risk. The Fund's investments are exposed to issuers conducting business in the Consumer Discretionary Sector. The manufacturing segment of the Consumer Discretionary Sector includes automotive, household durable goods, leisure equipment and textiles and apparel. The services segment includes hotels, restaurants and other leisure facilities, media production and services, and consumer retailing and services. The Fund is subject to the risk that the securities of such issuers will underperform the market as a whole due to legislative or regulatory changes, adverse market conditions and/or increased competition affecting the Consumer Discretionary Sector. The performance of companies operating in the Consumer Discretionary Sector has historically been closely tied to the performance of the overall economy, and also is affected by economic growth, consumer confidence, attitudes and spending. Changes in demographics and consumer tastes also can affect the demand for, and success of, consumer products and services in the marketplace. Moreover, the Consumer Discretionary Sector encompasses those businesses that tend to be the most sensitive to economic cycles.

Financials Sector Risk. The Fund's investments are exposed to issuers conducting business in the Financials Sector. The Financials Sector includes companies involved in banking, thrifts and mortgage finance, specialized finance, consumer finance, asset management and custody banks, investment banking and brokerage, and insurance. It also includes the Financial Exchanges & Data and Mortgage Real Estate Investment Trusts (REITs) sub-industries. Certain Financials Sector issuers serve as counterparties with which the Fund may enter into derivatives agreements or other similar contractual arrangements. The Fund is subject to the risk that the securities of such issuers will underperform the market as a whole due to legislative or regulatory changes, adverse market conditions and/or increased competition affecting the Financials Sector, which may adversely affect a company's ability to fulfill its obligations as a financial counterparty. Companies operating in the Financials Sector are subject to extensive government regulation, which may limit the financial commitments they can make and the interest rates and fees they can charge. Profitability is largely dependent on the availability and cost of capital funds, and may fluctuate significantly when interest rates change or due to increased competition.

Health Care Sector Risk. The Fund's investments are exposed to issuers conducting business in the Health Care Sector. The Health Care Sector includes health care providers and services, companies that manufacture and distribute health care equipment and supplies, and health care technology companies. It also includes companies involved in the research, development, production and marketing of pharmaceuticals and biotechnology products. The Fund is subject to the risk that the securities of such issuers will underperform the market as a whole due to legislative or regulatory changes, adverse market conditions and/or increased competition affecting the Health Care Sector. The prices of the securities of companies operating in the Health Care Sector are closely tied to government regulation and approval of their products and services, which can have a significant effect on the price and availability of those products and services.

Industrials Sector Risk. The Fund's investments are exposed to issuers conducting business in the Industrials Sector. The Industrials Sector includes manufacturers and distributors of capital goods such as aerospace and defense, building projects, electrical equipment and machinery, and companies that offer construction and engineering services. It also includes providers of commercial and professional services including printing, environmental and facilities services, office services and supplies, security and alarm services, human resource and employment services, and research and consulting services. It also includes companies that provide transportation services. The Fund is subject to the risk that the securities of such issuers will underperform

the market as a whole due to legislative or regulatory changes, adverse market conditions and/or increased competition affecting the Industrials Sector. The prices of the securities of companies operating in the Industrials Sector may fluctuate due to the level and volatility of commodity prices, the exchange value of the dollar, import controls, worldwide competition, liability for environmental damage, depletion of resources, and mandated expenditures for safety and pollution control devices.

Information Technology Sector Risk. The Fund's investments are exposed to issuers conducting business in the Information Technology Sector. The Information Technology Sector includes companies that offer software and information technology services, manufacturers and distributors of technology hardware and equipment such as communications equipment, cellular phones, computers and peripherals, electronic equipment and related instruments and semiconductors. The Fund is subject to the risk that the securities of such issuers will underperform the market as a whole due to legislative or regulatory changes, adverse market conditions and/or increased competition affecting the Information Technology Sector. The prices of the securities of companies operating in the Information Technology Sector are closely tied to market competition, increased sensitivity to short product cycles and aggressive pricing, and problems with bringing products to market.

Real Estate Sector Risk. The Fund's investments are exposed to issuers conducting business in the Real Estate Sector. The Real Estate Sector contains companies operating in real estate development and operations. It also includes companies offering real estate-related services and REITs. The Fund is subject to the risk that the securities of such issuers will underperform the market as a whole due to legislative or regulatory changes, adverse market conditions and/or increased competition affecting the Real Estate Sector. The performance of companies operating in the Real Estate Sector has historically been cyclical and particularly sensitive to the overall economy and market changes, including declines in the value of real estate or, conversely, saturation of the real estate market, economic downturns and defaults by borrowers or tenants during such periods, increases in competition, limited availability of mortgage funds or other limits to accessing the credit or capital markets, and changes in interest rates.

SHAREHOLDER TRADING RISK—The Fund may be used as a tool for certain investors that employ trading strategies involving frequent trading. Such trading strategies may lead to increased portfolio turnover in the Fund, higher transaction costs, and the possibility of increased short-term capital gains (which will be taxable to shareholders as ordinary income when distributed to them) and/or long-term capital gains. Large movements of assets into and out of the Fund due to active or frequent trading also may adversely affect the Fund's ability to achieve its investment objective.

SHORT SALES AND SHORT EXPOSURE RISK—Short selling a security involves selling a borrowed security with the expectation that the value of that security will decline, so that the security may be purchased at a lower price when returning the borrowed security. A short exposure through a derivative exposes the Fund to counterparty credit risk and leverage risk. The risk for loss on a short sale or other short exposure is greater than a direct investment in the security itself because the price of the borrowed security may rise, thereby increasing the price at which the security must be purchased. The risk of loss through a short sale or other short exposure may in some cases be theoretically unlimited. Government actions also may affect the Fund's ability to engage in short selling.

TEMPORARY DEFENSIVE INVESTMENT RISK—The Advisor generally does not attempt to take defensive positions in the Fund in declining markets. Therefore, the Fund may be subject to greater losses in a declining market than a fund that does take defensive positions in declining markets.

TRACKING ERROR RISK—The Advisor may not be able to cause the Fund's performance to match that of the Fund's benchmark, either on a daily or aggregate basis. Factors such as Fund expenses, imperfect correlation between the Fund's investments and those of the underlying index, rounding of share prices, changes to the composition of the underlying index, regulatory policies, and high portfolio turnover rate all contribute to tracking error. Tracking error may cause the Fund's performance to be less than you expect.

TRADING HALT RISK—The Fund typically will hold futures contracts and short-term options. The major exchanges on which these contracts are traded, such as the Chicago Mercantile Exchange, have established limits on how much the trading price of a futures contract or option may decline over various time periods within a day, and may halt trading in a contract that exceeds such limits. If a trading halt occurs, the Fund may temporarily be unable to purchase

or sell certain securities, futures contracts or options. Such a trading halt near the time the Fund prices its shares may limit the Fund's ability to fully invest its assets, which could increase tracking error and adversely affect performance, and may prevent the Fund from achieving its investment objective.

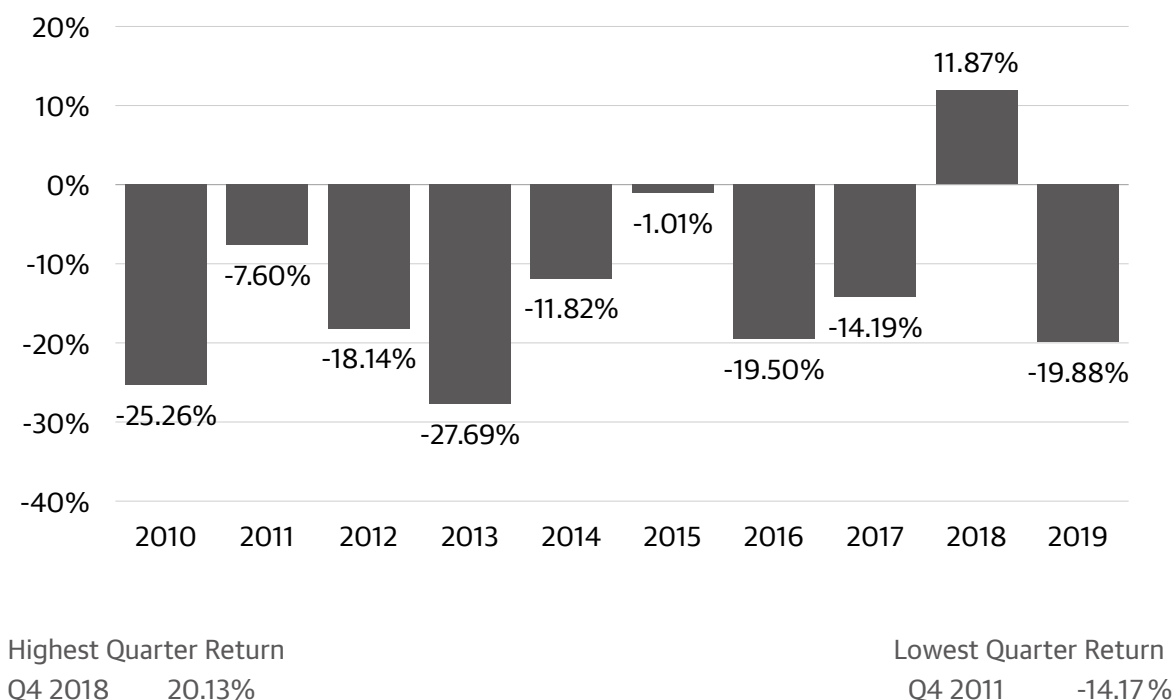
U.S. GOVERNMENT SECURITIES RISK—U.S. government securities may or may not be backed by the full faith and credit of the U.S. government. The value of U.S. government securities will fluctuate and such securities are subject to the risks associated with fixed-income and debt securities, particularly interest rate and credit risk.

PERFORMANCE INFORMATION

The following bar chart shows the performance of the Class H shares of the Fund from year to year. The variability of performance over time provides an indication of the risks of investing in the Fund. The following table shows the performance of the Class H shares of the Fund as an average over different periods of time in comparison to the performance of a broad-based market index. The figures in the bar chart and table assume the reinvestment of dividends and capital gains distributions. Of course, this past performance (before and after taxes) does not necessarily indicate how the Fund will perform in the future.

Updated performance information is available on the Fund's website at www.guggenheiminvestments.com or by calling 800.820.0888.

The performance information shown below for Class H shares is based on a calendar year. The year-to-date return for the period from January 1, 2020 through June 30, 2020 is -0.81%.



AVERAGE ANNUAL TOTAL RETURN (for periods ended December 31, 2019)

The after-tax returns presented in the table below are calculated using highest historical individual federal marginal income tax rates and do not reflect the impact of state and local taxes. Your actual after-tax returns will depend on your specific tax situation and may differ from those shown below. After-tax returns are not relevant to investors who hold shares of the Fund through tax-deferred arrangements, such as 401(k) plans or individual retirement accounts.

Class H	Past 1 Year	Past 5 Years	Past 10 Years
Return Before Taxes	-19.88%	-9.33%	-14.02%
Return After Taxes on Distributions	-20.13%	-9.39%	-14.04%
Return After Taxes on Distributions and Sale of Fund Shares	-11.77%	-6.77%	-8.62%
S&P MidCap 400® Index (reflects no deduction for fees, expenses or taxes)	26.20%	9.03%	12.72%

MANAGEMENT

INVESTMENT ADVISOR

Security Investors, LLC, which operates under the name Guggenheim Investments, serves as the investment adviser of the Fund.

PORTFOLIO MANAGERS

- **Michael P. Byrum**, CFA, Senior Vice President. Mr. Byrum has been associated with the Advisor since 1993.
- **Ryan A. Harder**, CFA, Portfolio Manager. Mr. Harder has been associated with the Advisor since 2004.

PURCHASE AND SALE OF FUND SHARES

The minimum initial investment amounts and minimum account balance requirements for Class H accounts held through a third party (e.g., a brokerage account) are typically:

- \$1,000 for retirement accounts
- \$2,500 for all other accounts

Accounts opened through a financial intermediary (non-direct) will be subject to your financial intermediary's minimum initial investment amount and account balance requirements, which may be different than the amounts above.

Class H accounts held directly at Guggenheim Investments (other than those that are managed by financial professionals) are subject to a minimum initial investment and account balance of \$5,000 (including retirement accounts).

Direct accounts managed by financial professionals are not subject to minimum initial investment and minimum account balance requirements.

There are no minimum amounts for subsequent investments in the Fund except for subsequent investments made via Automated Clearing House ("ACH").

The Fund reserves the right to modify its minimum account balance requirements at any time, with or without prior notice to you.

The Fund redeems its shares continuously and investors may sell their shares back to the Fund on any day that the New York Stock Exchange (the "NYSE") is open for business (a "Business Day"). You will ordinarily submit your transaction order through your financial intermediary or other securities dealers through which you opened your

shareholder account or through Guggenheim Investments directly. The Fund also offers you the option to send redemption orders to Guggenheim Investments by mail, fax or telephone.

TAX INFORMATION

Fund distributions are generally taxable as ordinary income or capital gains (or a combination of both), unless your investment is in an IRA or other tax-advantaged retirement account. Investments through a tax-advantaged retirement account may be subject to taxation upon withdrawal.

PAYMENTS TO BROKER-DEALERS AND OTHER FINANCIAL INTERMEDIARIES

If you purchase the Fund through a broker-dealer or other financial intermediary (such as a bank), the Fund and its related companies may pay the intermediary for the sale of Fund shares and related services. These payments may create a conflict of interest by influencing the broker-dealer or other intermediary and your sales person to recommend the Fund over another investment. Ask your sales person or visit your financial intermediary's website for more information.

RUSSELL 2000® 1.5X STRATEGY FUND

IMPORTANT INFORMATION ABOUT THE FUND

The Russell 2000® 1.5x Strategy Fund (the "Fund") is very different from most other mutual funds in that it seeks **daily leveraged** investment results. As a result, the Fund may be riskier than alternatives that do not use leverage because the performance of an investment in the Fund is magnified.

The effect of leverage on the Fund will generally cause the Fund's performance to not correlate to the performance of the Fund's benchmark (as described below) over a period of time greater than a single trading day. This means that the return of the Fund for a period of longer than a single trading day will be the result of each day's compounded returns over the period, which will very likely differ from 150% of the return of the Fund's underlying index (as defined below) for that period. As a consequence, especially in periods of market volatility, the path or trend of the benchmark during the longer period may be at least as important to the Fund's cumulative return for the longer period as the cumulative return of the benchmark for the relevant longer period. Further, the return for investors who invest for a period longer than a single trading day will not be the product of the return of the Fund's stated investment goal (i.e., 1.5x) and the cumulative performance of the benchmark.

The Fund is not suitable for all investors. The Fund should be utilized only by investors who (a) understand the risks associated with the use of leverage, (b) understand the consequences of seeking daily leveraged investment results, and (c) intend to actively monitor and manage their investments. Investors who do not meet these criteria should not buy shares of the Fund. An investment in the Fund is not a complete investment program.

INVESTMENT OBJECTIVE

The Fund seeks to provide investment results that correlate, before fees and expenses, to the performance of a specific benchmark for small-cap securities on a daily basis. The Fund's current benchmark is 150% of the performance of the Russell 2000® Index (the "underlying index"). The Fund does not seek to achieve its investment objective over a period of time greater than one day.

FEES AND EXPENSES OF THE FUND

This table describes the fees and expenses that you may pay if you buy and hold Class H shares of the Fund.

SHAREHOLDER FEES <i>(fees paid directly from your investment)</i>	N/A
ANNUAL FUND OPERATING EXPENSES <i>(expenses that you pay each year as a percentage of the value of your investment)</i>	
Management Fees	0.90%
Distribution (12b-1) Fees	0.25%
Other Expenses*	0.69%
Acquired Fund Fees and Expenses	0.07%
Total Annual Fund Operating Expenses**	1.91%
Fee Waiver***	-0.04%
Total Annual Fund Operating Expenses After Fee Waiver**	1.87%

* "Other Expenses" does not include fees paid to the Fund's swap contract counterparties, or the management fees, performance fees, and expenses of the reference assets or trading vehicles underlying such swap contracts. These fees and expenses, which are not reflected in this Annual Fund Operating Expenses table, are embedded in the returns of the swap contracts (i.e., the fees and expenses reduce the investment returns of the swap contracts) and represent an indirect cost of investing in the Fund.

** The Total Annual Fund Operating Expenses and Total Annual Fund Operating Expenses After Fee Waiver in this fee table may not correlate to the expense ratios in the Fund's financial highlights and financial statements because the financial highlights and financial statements reflect only the operating expenses of the Fund and do not include Acquired Fund Fees and Expenses, which are fees and expenses incurred indirectly by the Fund through its investments in certain underlying investment companies.

*** The Advisor has contractually agreed through August 1, 2021, to waive the amount of the Fund's management fee to the extent necessary to offset the proportionate share of any management fee paid by the Fund with respect to any Fund investment in an underlying fund for which the Advisor or any of its affiliates also serves as investment manager. The agreement may be terminated by the Advisor at the conclusion of any one-year term or by the Fund's Board of Trustees at any time, and when the Advisor ceases to serve as such.

EXAMPLE

This Example is intended to help you compare the cost of investing in the Fund with the cost of investing in other mutual funds.

The Example assumes that you invest \$10,000 in the Fund for the time periods indicated and then redeem all of your shares at the end of those periods. The Example also assumes that your investment has a 5% return each year and that the Fund's operating expenses remain the same. Although your actual costs may be higher or lower, based on these assumptions your costs would be:

1 Year	3 Years	5 Years	10 Years
\$190	\$596	\$1,028	\$2,229

PORTFOLIO TURNOVER

The Fund pays transaction costs, such as commissions, when it buys and sells securities (or "turns over" its portfolio). A higher portfolio turnover rate may indicate higher transaction costs and may result in higher taxes when Fund shares are held in a taxable account. These costs, which are not reflected in the Total Annual Fund Operating Expenses or the Example, affect the Fund's performance. During the most recent fiscal year, the Fund's portfolio turnover rate was 93% of the average value of its portfolio. The Fund's portfolio turnover rate is calculated without regard to cash instruments and most derivatives. If such instruments were included, the Fund's portfolio turnover rate might be significantly higher.

PRINCIPAL INVESTMENT STRATEGIES

The Fund employs as its investment strategy a program of investing in the common stock of companies that are generally within the capitalization range of the underlying index and derivative instruments, which primarily consist of equity index swaps and swaps on exchange-traded funds ("ETFs"), futures contracts, and options on securities, futures contracts, and stock indices. While the Fund may write (sell) and purchase swaps, it expects primarily to purchase swaps. Swap agreements and futures and options contracts, if used properly, may enable the Fund to meet its objective by increasing the Fund's exposure to the securities included in the underlying index or to securities whose performance is highly correlated to that of the Fund's benchmark. The Advisor attempts to consistently apply leverage to increase the Fund's exposure to 150% of the underlying index, and expects to rebalance the Fund's holdings daily to maintain such exposure. As a result, the Fund's use of derivatives and the leveraged investment exposure created by such use are expected to be significant. Certain of the Fund's derivatives investments may be traded in the over-the-counter ("OTC") market. Under normal circumstances, the Fund will invest at least 80% of its net assets, plus any borrowings for investment purposes, in financial instruments with economic characteristics that should perform similarly to the securities of companies included in the Fund's benchmark.

Investments in derivative instruments, such as futures, options and swap agreements, have the economic effect of creating financial leverage in the Fund's portfolio because such investments may give rise to losses that exceed the amount the Fund has invested in those instruments. Financial leverage will magnify, sometimes significantly, the Fund's exposure to any increase or decrease in prices associated with a particular reference asset resulting in increased volatility in the value of the Fund's portfolio. The value of the Fund's portfolio is likely to experience greater volatility over short-term periods. While such financial leverage has the potential to produce greater gains, it also may result in greater losses, which in some cases may cause the Fund to liquidate other portfolio investments at a loss to comply with limits on leverage and asset segregation requirements imposed by the Investment Company Act of 1940 or to meet redemption requests.

The Russell 2000® Index is composed of the 2,000 smallest companies in the Russell 3000® Index, representing approximately 10% of the Russell 3000® total market capitalization and consisting of capitalizations ranging from \$41 million to \$12.4 billion as of June 30, 2020. The Russell 3000® Index is composed of the 3,000 largest U.S. companies ranked by total market capitalization, representing approximately 98% of the U.S. investable equity

market. To the extent the Fund's underlying index is concentrated in a particular industry the Fund will necessarily be concentrated in that industry. The industries in which the underlying index components, and thus the Fund's investments, may be concentrated will vary as the composition of the underlying index changes over time. While the Fund's sector exposure may vary over time, as of June 30, 2020, the Fund has significant exposure to the Consumer Discretionary Sector, Financials Sector, Health Care Sector, Industrials Sector, Information Technology Sector, and Real Estate Sector, as each sector is defined by the Global Industry Classification Standard, a widely recognized industry classification methodology developed by MSCI, Inc. and Standard & Poor's Financial Services LLC.

On a day-to-day basis, the Fund may hold U.S. government securities or cash equivalents. The Fund also may enter into repurchase agreements with counterparties that are deemed to present acceptable credit risks. In an effort to ensure that the Fund is fully invested on a day-to-day basis, the Fund may conduct any necessary trading activity at or just prior to the close of the U.S. financial markets. The Fund is non-diversified and, therefore, may invest a greater percentage of its assets in a particular issuer in comparison to a diversified fund.

The Fund may invest a portion of its assets, and at times, a substantial portion of its assets, in other short-term fixed-income investment companies advised by the Advisor, or an affiliate of the Advisor, for various purposes, including for liquidity management purposes (e.g., to increase yield on liquid investments used to collateralize derivatives positions) or when such investment companies present a more cost-effective investment option than direct investments in the underlying securities. Investments in these investment companies will significantly increase the portfolio's exposure to certain other asset categories, including: (i) a broad range of high yield, high risk debt securities rated below the top four long-term rating categories by a nationally recognized statistical rating organization or, if unrated, determined by the Advisor to be of comparable quality (also known as "junk bonds"); (ii) securities issued by the U.S. government or its agencies and instrumentalities; (iii) collateralized loan obligations ("CLOs"), other asset-backed securities (including mortgage-backed securities) and similarly structured debt investments; and (iv) other short-term fixed income securities. Such investments will expose the Fund to the risks of these asset categories and increases or decreases in the value of these investments may cause the Fund to deviate from its investment objective.

PRINCIPAL RISKS

As with all mutual funds, a shareholder is subject to the risk that his or her investment could lose money. In addition to this risk, the Fund is subject to the principal risks described below.

ASSET-BACKED AND MORTGAGE-BACKED SECURITIES RISK—Through its investments in other investment companies, the Fund may have exposure to asset-backed securities, including mortgage-backed securities and structured finance investments. Investors in these securities generally receive payments that are part interest and part return of principal. These payments may vary based on the rate at which the underlying borrowers pay off their loans. Some asset-backed securities, including mortgage-backed securities, may have structures that make their reaction to interest rates and other factors difficult to predict, making their prices very volatile and they are subject to liquidity risk. The terms of many structured finance investments and other instruments are tied to the London Interbank Offered Rate ("LIBOR"), which functions as a reference rate or benchmark. It is anticipated that LIBOR will be discontinued at the end of 2021, which may cause increased volatility and illiquidity in the markets for instruments with terms tied to LIBOR or other adverse consequences for these instruments. These events may adversely affect the Fund and its investments in such instruments.

CLO RISK—Through its investments in other investment companies, the Fund may have exposure to CLOs. A CLO is a trust typically collateralized by a pool of loans, which may include, among others, domestic and foreign senior secured loans, senior unsecured loans, and subordinate corporate loans, including loans that may be rated below investment grade or equivalent unrated loans. The cash flows from the trust are split into two or more portions, called tranches, varying in risk and yield. CLO tranches can experience substantial losses due to actual defaults, increased sensitivity to defaults due to collateral default and disappearance of protecting tranches, market anticipation of defaults, as well as aversion to CLO securities as a class. The risks of an investment in a CLO depend largely on the type of the collateral securities and the class of the CLO in which the Fund invests.

COMPOUNDING RISK—In addition to the correlation risks described under "Correlation Risk," the Fund's returns are subject to the effects of compounding, which generally will cause the Fund's performance to not correlate to the performance of the benchmark over periods greater than a single day, before accounting for fees and fund expenses. Compounded returns are the result of reinvesting daily returns over periods greater than a single day. The Fund's compounded returns for periods greater than a single day will be different than the performance of the benchmark

over the same period. The effects of compounding on the performance of the Fund will be more pronounced when the underlying index experiences increased volatility, the greater the leverage employed in the Fund, and over longer holding periods.

Compounding affects the performance of all investments over time, but has a more significant effect on a leveraged index fund because the magnified changes in performance produced by the use of leverage lead to greater increases and decreases in the fund's daily returns which are then compounded over time. The effects of compounding, therefore, have a more significant effect on the Fund because it seeks to match a multiple of the performance of the Fund's underlying index on a daily basis.

Fund performance for periods greater than one day can be estimated given any set of assumptions for the following factors: (a) underlying index performance; (b) underlying index volatility; (c) financing rates associated with leverage; (d) other Fund expenses; (e) dividends or interest paid by companies in the underlying index; and (f) period of time. The table below illustrates the impact of two principal factors – volatility and index performance – on Fund performance. The table shows estimated Fund returns for a number of combinations of performance and volatility over a one-year period. Performance shown in the table assumes: (a) no dividends paid by the companies included in the underlying index; (b) no Fund expenses; and (c) a cost of leverage of zero percent. If Fund expenses, including the cost of leverage, were included, the Fund's performance would be lower than shown.

Areas shaded lighter represent those scenarios where the Fund can be expected to return more than 150% of the performance of the underlying index; conversely, areas shaded darker represent those scenarios where the Fund can be expected to return less than 150% of the performance of the underlying index.

Index Performance		Annualized Volatility				
1x	1.5x	10%	25%	50%	75%	100%
-60%	-90%	-75%	-75%	-77%	-79%	-83%
-50%	-75%	-65%	-65%	-68%	-72%	-76%
-40%	-60%	-54%	-55%	-58%	-62%	-68%
-30%	-45%	-42%	-43%	-47%	-52%	-60%
-20%	-30%	-29%	-31%	-34%	-42%	-51%
-10%	-15%	-15%	-17%	-23%	-32%	-41%
0%	0%	0%	-2%	-9%	-19%	-32%
10%	15%	14%	13%	5%	-6%	-21%
20%	30%	31%	29%	19%	9%	-9%
30%	45%	47%	45%	35%	20%	2%
40%	60%	65%	62%	50%	35%	13%
50%	75%	83%	79%	68%	49%	25%
60%	90%	102%	98%	85%	63%	38%

The underlying index's annualized historical volatility rate for the five-year period ended June 30, 2020 is 20.27%. The underlying index's highest one-year volatility rate during the five-year period is 30.59%. The underlying index's annualized performance for the five-year period ended June 30, 2020 is 4.29%.

Historical underlying index volatility and performance are not indications of what the underlying index volatility and performance will be in the future. The table is intended to isolate the effects of the underlying index volatility and index performance on the return of the Fund, and underscore that the Fund is designed as a short-term trading vehicle for investors who intend to actively monitor and manage their portfolios.

CORRELATION RISK—A number of factors may affect the Fund's ability to achieve a high degree of correlation with its benchmark, including instances in which the Fund does not hold or have exposure to each component security of the underlying index and the effect of compounding on the Fund's returns, and there can be no guarantee that the Fund will achieve a high degree of correlation. Failure to achieve a high degree of correlation may prevent the Fund from achieving its investment objective. The Fund does not attempt to, and should not be expected to, provide returns which are a multiple of the returns of the underlying index for periods other than a single day. The risk of the Fund

not achieving its daily investment objective will be more acute when the underlying index has an extreme one-day movement approaching 50%. **In addition, as a result of compounding, the Fund's performance for periods greater than a single day is likely to be either greater than or less than the performance of the underlying index times the stated multiple in the Fund's investment objective, before accounting for Fund fees and expenses.**

COUNTERPARTY CREDIT RISK—The Fund may invest in financial instruments involving counterparties that attempt to gain exposure to a particular group of securities, index or asset class without actually purchasing those securities or investments, or to hedge a position. The Fund's use of such financial instruments, including swap agreements, involves risks that are different from those associated with ordinary portfolio securities transactions. For example, the Fund is exposed to the risk that the counterparty may be unwilling or unable to make timely payments to meet its contractual obligations or may fail to return holdings that are subject to the agreement with the counterparty. If the counterparty becomes bankrupt or defaults on its payment obligations to the Fund, the Fund may not receive the full amount that it is entitled to receive. If this occurs, the value of your shares in the Fund will decrease.

CREDIT RISK—The Fund could lose money if the debt securities or other instruments in which it invests decline in price, or the issuer or guarantor of such instrument fails to pay interest or principal when due because the issuer or guarantor of the instrument experiences an actual or perceived decline in its financial status. Generally, credit risk is increased when a portfolio security is downgraded or the perceived creditworthiness of the issuer or guarantor deteriorates, though the effect of any credit rating downgrade can be uncertain. To the extent the Fund invests in below investment grade instruments, it will be exposed to a greater amount of credit risk than a fund which only invests in investment grade securities. In addition, to the extent the Fund uses credit derivatives, such use will expose it to additional risk in the event that the bonds underlying the derivatives default. The degree of credit risk depends on the issuer's or guarantor's financial condition and on the terms of the instruments.

DERIVATIVES RISK—The Fund's investments in derivatives may pose risks in addition to and greater than those associated with investing directly in securities or other investments, including risks relating to leverage, imperfect correlations with underlying investments or the Fund's other portfolio holdings, high price volatility, lack of availability, counterparty credit, liquidity, valuation and legal restrictions. Their use is a highly specialized activity that involves investment techniques and risks different from those associated with ordinary portfolio securities transactions. If the Advisor is incorrect about its expectations of market conditions, the use of derivatives could also result in a loss, which in some cases may be unlimited. Certain risks are specific to the derivatives in which the Fund invests.

SWAP AGREEMENTS RISK—Swap agreements are contracts among the Fund and a counterparty to exchange the return of the pre-determined underlying investment (such as the rate of return of the underlying index). Swap agreements may be negotiated bilaterally and traded OTC between two parties or, in some instances, must be transacted through a futures commission merchant and cleared through a clearinghouse that serves as a central counterparty. Risks associated with the use of swap agreements are different from those associated with ordinary portfolio securities transactions, due in part to the fact they could be considered illiquid and many swaps trade on the OTC market. Swaps are particularly subject to counterparty credit, correlation, valuation, liquidity and leveraging risks. Certain standardized swaps are subject to mandatory central clearing. Central clearing is expected to reduce counterparty credit risk and increase liquidity, but central clearing does not make swap transactions risk-free.

FUTURES CONTRACTS RISK—Futures contracts are typically exchange-traded contracts that call for the future delivery of an asset at a certain price and date, or cash settlement of the terms of the contract. Risks of futures contracts may be caused by an imperfect correlation between movements in the price of the instruments and the price of the underlying securities. In addition, there is the risk that the Fund may not be able to enter into a closing transaction because of an illiquid market. Exchanges can limit the number of positions that can be held or controlled by the Fund or the Advisor, thus limiting the ability to implement the Fund's strategies. Futures markets are highly volatile and the use of futures may increase the volatility of the Fund's net asset value ("NAV"). Futures also are subject to leverage risks and to liquidity risk.

OPTIONS CONTRACTS RISK—Options or options on futures contracts give the holder of the option the right to buy (or to sell) a position in a security or in a contract to the writer of the option, at a certain price. They are subject to correlation risk because there may be an imperfect correlation between the options and the securities markets that cause a given transaction to fail to achieve its objectives. The successful use of options depends

on the Advisor's ability to correctly predict future price fluctuations and the degree of correlation between the options and securities markets. Exchanges can limit the number of positions that can be held or controlled by the Fund or the Advisor, thus limiting the ability to implement the Fund's strategies. Options also are particularly subject to leverage risk and can be subject to liquidity risk.

EARLY CLOSING RISK—The Fund is subject to the risk that unanticipated early closings of securities exchanges and other financial markets may result in the Fund's inability to buy or sell securities or other financial instruments on that day and may cause the Fund to incur substantial trading losses.

EQUITY RISK—The Fund is subject to the risk that the value of the equity securities and equity-based derivatives in the Fund's portfolio will decline due to volatility in the equity market caused by general market and economic conditions, perceptions regarding particular industries represented in the equity market, or factors relating to specific companies to which the Fund has investment exposure.

HIGH YIELD AND UNRATED SECURITIES RISK—The Fund's exposure to higher yielding, below investment grade and unrated high risk debt securities (commonly known as "junk bonds") may present additional risk because these securities may be less liquid and present greater credit risk than investment grade bonds. The price of high yield securities tends to be subject to greater volatility due to issuer-specific operating results and outlook and to real or perceived adverse economic and competitive industry conditions. This exposure may be obtained through investments in other investment companies.

INDUSTRY CONCENTRATION RISK—The Fund may concentrate (*i.e.*, invest more than 25% of its net assets) its investments in a limited number of issuers conducting business in the same industry or group of related industries. To the extent the Fund does so, the Fund is more vulnerable to adverse market, economic, regulatory, political or other developments affecting that industry or group of related industries than a fund that invests its assets more broadly. The industries in which the underlying index components, and thus the Fund's assets, may be concentrated will vary as the composition of the underlying index changes over time.

INTEREST RATE RISK—The market value of fixed income investments and related financial instruments will change in response to interest rate changes. During periods of falling interest rates, the values of fixed income securities generally rise. Conversely, during periods of rising interest rates, the values of such securities generally decline. Securities with greater interest rate sensitivity and longer maturities generally are subject to greater fluctuations in value. The Fund may invest in variable and floating rate securities. Although these instruments are generally less sensitive to interest rate changes than fixed rate instruments, the value of floating rate and variable securities may decline if their interest rates do not rise as quickly, or as much, as general interest rates. Changes in government or central bank policy, including changes in tax policy or changes in a central bank's implementation of specific policy goals, may have a substantial impact on interest rates, and could have an adverse effect on prices for fixed income securities and on the performance of the Fund. In particular, interest rates in the U.S. are at or near historically low levels and as a result, fixed income securities markets may experience heightened levels of interest rate risk. Any unexpected or sudden reversal of the fiscal policy underlying current interest rate levels could adversely affect the value of the Fund. There can be no guarantee that any particular government or central bank policy will be continued, discontinued or changed, nor that any such policy will have the desired effect on interest rates.

INVESTMENT IN INVESTMENT VEHICLES RISK—Investing in other investment vehicles, including ETFs, closed-end funds, affiliated short-term fixed income funds and other mutual funds, subjects the Fund to those risks affecting the investment vehicle, including the possibility that the value of the underlying securities held by the investment vehicle could decrease or the portfolio becomes illiquid. Moreover, the Fund and its shareholders will incur its pro rata share of the underlying vehicles' expenses, which will reduce the Fund's performance. In addition, investments in an ETF are subject to, among other risks, the risk that the ETF's shares may trade at a discount or premium relative to the NAV of the shares and the listing exchange may halt trading of the ETF's shares.

INVESTMENT IN LOANS RISK—Investing in loans involves special types of risks, including credit risk, interest rate risk, counterparty risk and prepayment risk. Loans may offer a fixed or floating interest rate. Loans are often generally below investment grade and may be unrated. Loans may be difficult to value and some can be subject to liquidity risk.

LEVERAGING RISK—The Fund achieves leveraged exposure to the underlying index through the use of derivative instruments. The more the Fund invests in leveraged instruments, the more this leverage will magnify any losses on those investments. The Fund's investment in these instruments generally requires a small investment relative to the amount of investment exposure assumed. As a result, such investments may give rise to losses that exceed the amount invested in those instruments. Since the Fund's investment strategy involves consistently applied leverage, the value of the Fund's shares will tend to increase or decrease more than the value of any increase or decrease in the underlying index. Leverage also will have the effect of magnifying tracking error.

LIQUIDITY AND VALUATION RISK—In certain circumstances, it may be difficult for the Fund to purchase and sell a particular investment within a reasonable time at a fair price, or the price at which it has been valued by the Advisor for purposes of the Fund's NAV, causing the Fund to be less liquid. While the Fund intends to invest in liquid securities and financial instruments, under certain market conditions, such as when trading in a particular investment has been halted temporarily by an exchange because the maximum price change of that investment has been realized, it may be difficult or impossible for the Fund to liquidate such investments. In addition, the ability of the Fund to assign an accurate daily value to certain investments may be difficult, and the Advisor may be required to fair value the investments.

MARKET RISK—The market value of the securities and derivatives held by the Fund may fluctuate over time in response to factors affecting individual companies or other factors such as changing economic, political or financial markets.

NON-DIVERSIFICATION RISK—The Fund is considered non-diversified and can invest a greater portion of its assets in securities of individual issuers than a diversified fund. As a result, changes in the market value of a single issuer's securities could cause greater fluctuations in the value of Fund shares than would occur in a diversified fund. The Fund may become diversified for periods of time solely as a result of changes in the composition of the underlying index (e.g., changes in the relative market capitalization or weights of one or more index component stocks).

OTC TRADING RISK—Certain of the derivatives in which the Fund may invest may be traded (and privately negotiated) in the OTC market. While the OTC derivatives market is the primary trading venue for many derivatives, it is largely unregulated and provides for less transparency than a national securities or commodities exchange. As a result and similar to other privately negotiated contracts, the Fund is subject to counterparty credit risk with respect to such derivatives contracts.

PASSIVE INVESTMENT RISK—The Fund is not actively managed and the Advisor does not attempt to take defensive positions in declining markets. Therefore, the Fund may be subject to greater losses in a declining market than a fund that is actively managed.

PORTFOLIO TURNOVER RISK—Periodic rebalancing of the Fund's holdings pursuant to its daily investment objective may lead to a greater number of portfolio transactions in the Fund than experienced by other mutual funds. Such frequent and active trading may lead to significantly higher transaction costs because of increased broker commissions associated with such transactions.

PREPAYMENT AND EXTENSION RISK—Prepayment risk is the risk that the principal on mortgage-backed securities, other asset-backed securities or any debt security with an embedded call option may be prepaid at any time, which could reduce the security's yield and market value. In the case of prepayment risk, if the investment is converted, prepaid or redeemed before maturity, the portfolio manager may not be able to invest the proceeds in other investments providing as high a level of income, resulting in a reduced yield to the Fund. The rate of prepayments tends to increase as interest rates fall, which could cause the average maturity of the portfolio to shorten. Conversely, extension risk is the risk that an unexpected rise in interest rates will extend the life of a mortgage- or asset-backed security beyond the prepayment time. If the Fund's investments are locked in at a lower interest rate for a longer period of time, the portfolio manager may be unable to capitalize on securities with higher interest rates or wider spreads.

REAL ESTATE INVESTMENT TRUST ("REIT") RISK—REITs are securities that invest substantially all of their assets in real estate, trade like stocks and may qualify for special tax considerations. Investments in REITs subject the Fund to risks associated with the direct ownership of real estate. Market conditions or events affecting the overall real estate and REIT markets, such as declining property values or rising interest rates, could have a negative impact on the real estate market and the value of REITs in general. REITs may be affected by changes in the value of the underlying

property owned by the trusts, economic downturns which may have a material effect on the real estate in which the REITs invest and their underlying portfolio securities. Further, REITs are dependent upon specialized management skills and may have their investments in relatively few properties, or in a small geographic area or a single property type. Failure of a company to qualify as a REIT under federal tax law may have adverse consequences to the Fund. In addition, REITs have their own expenses, and the Fund will bear a proportionate share of those expenses.

REGULATORY AND LEGAL RISK—U.S. and non-U.S. governmental agencies and other regulators regularly implement additional regulations and legislators pass new laws that affect the investments held by the Fund, the strategies used by the Fund or the level of regulation or taxation applying to the Fund (such as regulations related to investments in derivatives and other transactions). These regulations and laws impact the investment strategies, performance, costs and operations of the Fund or taxation of shareholders.

REPURCHASE AGREEMENT RISK—The Fund's investment in repurchase agreements may be subject to market and credit risk with respect to the collateral securing the repurchase agreements. Investments in repurchase agreements also may be subject to the risk that the market value of the underlying obligations may decline prior to the expiration of the repurchase agreement term.

SECTOR RISK—The Fund is subject to the Sector Risks described below.

Consumer Discretionary Sector Risk. The Fund's investments are exposed to issuers conducting business in the Consumer Discretionary Sector. The manufacturing segment of the Consumer Discretionary Sector includes automotive, household durable goods, leisure equipment and textiles and apparel. The services segment includes hotels, restaurants and other leisure facilities, media production and services, and consumer retailing and services. The Fund is subject to the risk that the securities of such issuers will underperform the market as a whole due to legislative or regulatory changes, adverse market conditions and/or increased competition affecting the Consumer Discretionary Sector. The performance of companies operating in the Consumer Discretionary Sector has historically been closely tied to the performance of the overall economy, and also is affected by economic growth, consumer confidence, attitudes and spending. Changes in demographics and consumer tastes also can affect the demand for, and success of, consumer products and services in the marketplace. Moreover, the Consumer Discretionary Sector encompasses those businesses that tend to be the most sensitive to economic cycles.

Financials Sector Risk. The Fund's investments are exposed to issuers conducting business in the Financials Sector. The Financials Sector includes companies involved in banking, thrifts and mortgage finance, specialized finance, consumer finance, asset management and custody banks, investment banking and brokerage, and insurance. It also includes the Financial Exchanges & Data and Mortgage Real Estate Investment Trusts (REITs) sub-industries. Certain Financials Sector issuers serve as counterparties with which the Fund may enter into derivatives agreements or other similar contractual arrangements. The Fund is subject to the risk that the securities of such issuers will underperform the market as a whole due to legislative or regulatory changes, adverse market conditions and/or increased competition affecting the Financials Sector, which may adversely affect a company's ability to fulfill its obligations as a financial counterparty. Companies operating in the Financials Sector are subject to extensive government regulation, which may limit the financial commitments they can make and the interest rates and fees they can charge. Profitability is largely dependent on the availability and cost of capital funds, and may fluctuate significantly when interest rates change or due to increased competition.

Health Care Sector Risk. The Fund's investments are exposed to issuers conducting business in the Health Care Sector. The Health Care Sector includes health care providers and services, companies that manufacture and distribute health care equipment and supplies, and health care technology companies. It also includes companies involved in the research, development, production and marketing of pharmaceuticals and biotechnology products. The Fund is subject to the risk that the securities of such issuers will underperform the market as a whole due to legislative or regulatory changes, adverse market conditions and/or increased competition affecting the Health Care Sector. The prices of the securities of companies operating in the Health Care Sector are closely tied to government regulation and approval of their products and services, which can have a significant effect on the price and availability of those products and services.

Industrials Sector Risk. The Fund's investments are exposed to issuers conducting business in the Industrials Sector. The Industrials Sector includes manufacturers and distributors of capital goods such as aerospace and defense, building projects, electrical equipment and machinery, and companies that offer construction and engineering services. It also includes providers of commercial and professional services including printing, environmental and facilities services, office services and supplies, security and alarm services, human resource and employment services, and research and consulting services. It also includes companies that provide transportation services. The Fund is subject to the risk that the securities of such issuers will underperform the market as a whole due to legislative or regulatory changes, adverse market conditions and/or increased competition affecting the Industrials Sector. The prices of the securities of companies operating in the Industrials Sector may fluctuate due to the level and volatility of commodity prices, the exchange value of the dollar, import controls, worldwide competition, liability for environmental damage, depletion of resources, and mandated expenditures for safety and pollution control devices.

Information Technology Sector Risk. The Fund's investments are exposed to issuers conducting business in the Information Technology Sector. The Information Technology Sector includes companies that offer software and information technology services, manufacturers and distributors of technology hardware and equipment such as communications equipment, cellular phones, computers and peripherals, electronic equipment and related instruments and semiconductors. The Fund is subject to the risk that the securities of such issuers will underperform the market as a whole due to legislative or regulatory changes, adverse market conditions and/or increased competition affecting the Information Technology Sector. The prices of the securities of companies operating in the Information Technology Sector are closely tied to market competition, increased sensitivity to short product cycles and aggressive pricing, and problems with bringing products to market.

Real Estate Sector Risk. The Fund's investments are exposed to issuers conducting business in the Real Estate Sector. The Real Estate Sector contains companies operating in real estate development and operations. It also includes companies offering real estate-related services and REITs. The Fund is subject to the risk that the securities of such issuers will underperform the market as a whole due to legislative or regulatory changes, adverse market conditions and/or increased competition affecting the Real Estate Sector. The performance of companies operating in the Real Estate Sector has historically been cyclical and particularly sensitive to the overall economy and market changes, including declines in the value of real estate or, conversely, saturation of the real estate market, economic downturns and defaults by borrowers or tenants during such periods, increases in competition, limited availability of mortgage funds or other limits to accessing the credit or capital markets, and changes in interest rates.

SHAREHOLDER TRADING RISK—The Fund may be used as a tool for certain investors that employ trading strategies involving frequent trading. Such trading strategies may lead to increased portfolio turnover in the Fund, higher transaction costs, and the possibility of increased short-term capital gains (which will be taxable to shareholders as ordinary income when distributed to them) and/or long-term capital gains. Large movements of assets into and out of the Fund due to active or frequent trading also may adversely affect the Fund's ability to achieve its investment objective.

SMALL-CAPITALIZATION SECURITIES RISK—The Fund is subject to the risk that small-capitalization stocks may underperform other segments of the equity market or the equity market as a whole. Small-capitalization companies may be more vulnerable than larger, more established organizations to adverse business or economic developments. Securities of small-capitalization companies may experience much more price volatility, greater spreads between their bid and ask prices, significantly lower trading volumes, and cyclical or static growth prospects. Small-capitalization companies often have limited product lines, markets or financial resources, and may therefore be more vulnerable to adverse developments than larger capitalization companies.

TEMPORARY DEFENSIVE INVESTMENT RISK—The Advisor generally does not attempt to take defensive positions in the Fund in declining markets. Therefore, the Fund may be subject to greater losses in a declining market than a fund that does take defensive positions in declining markets.

TRACKING ERROR RISK—The Advisor may not be able to cause the Fund's performance to correlate to that of the Fund's benchmark, either on a daily or aggregate basis. Factors such as Fund expenses, imperfect correlation between the Fund's investments and those of the underlying index, rounding of share prices, changes to the composition of

the underlying index, regulatory policies, high portfolio turnover rate, and the use of leverage all contribute to tracking error. Tracking error may cause the Fund's performance to be less than you expect.

TRADING HALT RISK—The Fund typically will hold futures contracts and short-term options. The major exchanges on which these contracts are traded, such as the Chicago Mercantile Exchange, have established limits on how much the trading price of a futures contract or option may decline over various time periods within a day, and may halt trading in a contract that exceeds such limits. If a trading halt occurs, the Fund may temporarily be unable to purchase or sell certain securities, futures contracts or options. Such a trading halt near the time the Fund prices its shares may limit the Fund's ability to use leverage and fully invest its assets, which could increase tracking error and adversely affect performance, and may prevent the Fund from achieving its investment objective.

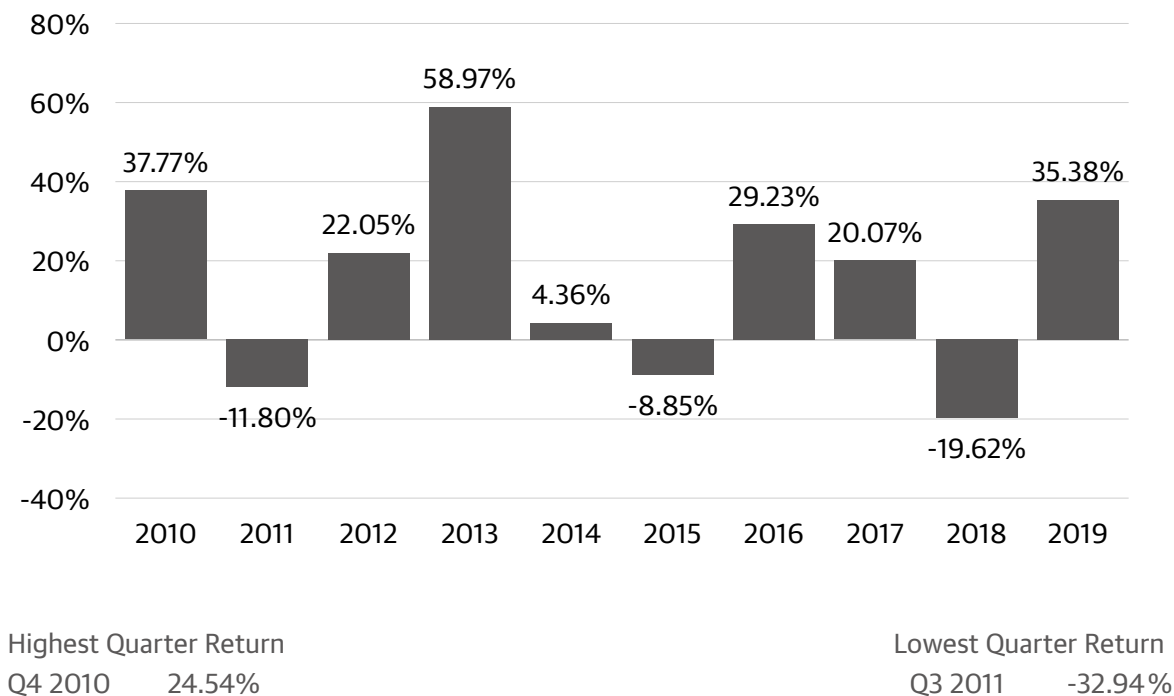
U.S. GOVERNMENT SECURITIES RISK—U.S. government securities may or may not be backed by the full faith and credit of the U.S. government. The value of U.S. government securities will fluctuate and such securities are subject to the risks associated with fixed-income and debt securities, particularly interest rate and credit risk.

PERFORMANCE INFORMATION

The following bar chart shows the performance of the Class H shares of the Fund from year to year. The variability of performance over time provides an indication of the risks of investing in the Fund. The following table shows the performance of the Class H shares of the Fund as an average over different periods of time in comparison to the performance of a broad-based market index. The figures in the bar chart and table assume the reinvestment of dividends and capital gains distributions. Of course, this past performance (before and after taxes) does not necessarily indicate how the Fund will perform in the future.

Updated performance information is available on the Fund's website at www.guggenheiminvestments.com or by calling 800.820.0888.

The performance information shown below for Class H shares is based on a calendar year. The year-to-date return for the period from January 1, 2020 through June 30, 2020 is -24.12%.



AVERAGE ANNUAL TOTAL RETURN (for periods ended December 31, 2019)

The after-tax returns presented in the table below are calculated using highest historical individual federal marginal income tax rates and do not reflect the impact of state and local taxes. Your actual after-tax returns will depend on your specific tax situation and may differ from those shown below. After-tax returns are not relevant to investors who hold shares of the Fund through tax-deferred arrangements, such as 401(k) plans or individual retirement accounts.

Class H	Past 1 Year	Past 5 Years	Past 10 Years
Return Before Taxes	35.38%	9.00%	14.24%
Return After Taxes on Distributions	35.38%	7.64%	13.51%
Return After Taxes on Distributions and Sale of Fund Shares	20.94%	6.42%	11.65%
Russell 2000® Index (reflects no deduction for fees, expenses or taxes)	25.52%	9.64%	13.47%

MANAGEMENT

INVESTMENT ADVISOR

Security Investors, LLC, which operates under the name Guggenheim Investments, serves as the investment adviser of the Fund.

PORTFOLIO MANAGERS

- **Michael P. Byrum**, CFA, Senior Vice President. Mr. Byrum has been associated with the Advisor since 1993.
- **Ryan A. Harder**, CFA, Portfolio Manager. Mr. Harder has been associated with the Advisor since 2004.

PURCHASE AND SALE OF FUND SHARES

The minimum initial investment amounts and minimum account balance requirements for Class H accounts held through a third party (e.g., a brokerage account) are typically:

- \$1,000 for retirement accounts
- \$2,500 for all other accounts

Accounts opened through a financial intermediary (non-direct) will be subject to your financial intermediary's minimum initial investment amount and account balance requirements, which may be different than the amounts above.

Class H accounts held directly at Guggenheim Investments (other than those that are managed by financial professionals) are subject to a minimum initial investment and account balance of \$5,000 (including retirement accounts).

Direct accounts managed by financial professionals are not subject to minimum initial investment and minimum account balance requirements.

There are no minimum amounts for subsequent investments in the Fund except for subsequent investments made via Automated Clearing House ("ACH").

The Fund reserves the right to modify its minimum account balance requirements at any time, with or without prior notice to you.

The Fund redeems its shares continuously and investors may sell their shares back to the Fund on any day that the New York Stock Exchange (the "NYSE") is open for business (a "Business Day"). You will ordinarily submit your transaction order through your financial intermediary or other securities dealers through which you opened your

shareholder account or through Guggenheim Investments directly. The Fund also offers you the option to send redemption orders to Guggenheim Investments by mail, fax or telephone.

TAX INFORMATION

Fund distributions are generally taxable as ordinary income, qualified dividend income, or capital gains (or a combination thereof), unless your investment is in an IRA or other tax-advantaged retirement account. Investments through a tax-advantaged retirement account may be subject to taxation upon withdrawal.

PAYMENTS TO BROKER-DEALERS AND OTHER FINANCIAL INTERMEDIARIES

If you purchase the Fund through a broker-dealer or other financial intermediary (such as a bank), the Fund and its related companies may pay the intermediary for the sale of Fund shares and related services. These payments may create a conflict of interest by influencing the broker-dealer or other intermediary and your sales person to recommend the Fund over another investment. Ask your sales person or visit your financial intermediary's website for more information.

RUSSELL 2000® FUND

INVESTMENT OBJECTIVE

The Russell 2000® Fund (the "Fund") seeks to provide investment results that match, before fees and expenses, the performance of a specific benchmark on a daily basis. The Fund's current benchmark is the Russell 2000® Index (the "underlying index").

FEES AND EXPENSES OF THE FUND

This table describes the fees and expenses that you may pay if you buy and hold Class H shares of the Fund.

SHAREHOLDER FEES <i>(fees paid directly from your investment)</i>	N/A
ANNUAL FUND OPERATING EXPENSES <i>(expenses that you pay each year as a percentage of the value of your investment)</i>	
Management Fees	0.75%
Distribution (12b-1) Fees	0.25%
Other Expenses*	0.73%
Total Annual Fund Operating Expenses	1.73%

* "Other Expenses" does not include fees paid to the Fund's swap contract counterparties, or the management fees, performance fees, and expenses of the reference assets or trading vehicles underlying such swap contracts. These fees and expenses, which are not reflected in this Annual Fund Operating Expenses table, are embedded in the returns of the swap contracts (i.e., the fees and expenses reduce the investment returns of the swap contracts) and represent an indirect cost of investing in the Fund.

EXAMPLE

This Example is intended to help you compare the cost of investing in the Fund with the cost of investing in other mutual funds.

The Example assumes that you invest \$10,000 in the Fund for the time periods indicated and then redeem all of your shares at the end of those periods. The Example also assumes that your investment has a 5% return each year and that the Fund's operating expenses remain the same. Although your actual costs may be higher or lower, based on these assumptions your costs would be:

1 Year	3 Years	5 Years	10 Years
\$176	\$545	\$939	\$2,041

PORTFOLIO TURNOVER

The Fund pays transaction costs, such as commissions, when it buys and sells securities (or "turns over" its portfolio). A higher portfolio turnover rate may indicate higher transaction costs and may result in higher taxes when Fund shares are held in a taxable account. These costs, which are not reflected in the Total Annual Fund Operating Expenses or the Example, affect the Fund's performance. During the most recent fiscal year, the Fund's portfolio turnover rate was 35% of the average value of its portfolio. The Fund's portfolio turnover rate is calculated without regard to cash instruments and most derivatives. If such instruments were included, the Fund's portfolio turnover rate might be significantly higher.

PRINCIPAL INVESTMENT STRATEGIES

The Fund employs as its investment strategy a program of investing in the common stock of companies that are generally within the capitalization range of the underlying index and derivative instruments, which primarily consist of equity index swaps and swaps on exchange-traded funds ("ETFs"), futures contracts, and options on securities, futures contracts, and stock indices. While the Fund may write (sell) and purchase swaps, it expects primarily to purchase swaps. Swap agreements and futures and options contracts enable the Fund to pursue its objective without investing directly in the securities included in the underlying index or in the same proportion that those securities

are represented in the underlying index. Certain of the Fund's derivatives investments may be traded in the over-the-counter ("OTC") market. Under normal circumstances, the Fund will invest at least 80% of its net assets, plus any borrowings for investment purposes, in securities of companies in the underlying index and derivatives and other instruments whose performance is expected to correspond to that of the underlying index.

Investments in derivative instruments, such as futures, options and swap agreements, have the economic effect of creating financial leverage in the Fund's portfolio because such investments may give rise to losses that exceed the amount the Fund has invested in those instruments. Financial leverage will magnify, sometimes significantly, the Fund's exposure to any increase or decrease in prices associated with a particular reference asset resulting in increased volatility in the value of the Fund's portfolio. The value of the Fund's portfolio is likely to experience greater volatility over short-term periods. While such financial leverage has the potential to produce greater gains, it also may result in greater losses, which in some cases may cause the Fund to liquidate other portfolio investments at a loss to comply with limits on leverage and asset segregation requirements imposed by the Investment Company Act of 1940 or to meet redemption requests.

The Russell 2000® Index is composed of the 2,000 smallest companies in the Russell 3000® Index, representing approximately 10% of the Russell 3000® total market capitalization and consisting of capitalizations ranging from \$41 million to \$12.4 billion as of June 30, 2020. The Russell 3000® Index is composed of the 3,000 largest U.S. companies ranked by total market capitalization, representing approximately 98% of the U.S. investable equity market. To the extent the Fund's underlying index is concentrated in a particular industry the Fund will necessarily be concentrated in that industry. The industries in which the underlying index components, and thus the Fund's investments, may be concentrated will vary as the composition of the underlying index changes over time. While the Fund's sector exposure may vary over time, as of June 30, 2020, the Fund has significant exposure to the Consumer Discretionary Sector, Financials Sector, Health Care Sector, Industrials Sector, and Information Technology Sector, as each sector is defined by the Global Industry Classification Standard, a widely recognized industry classification methodology developed by MSCI, Inc. and Standard & Poor's Financial Services LLC.

On a day-to-day basis, the Fund may hold short-term U.S. government securities or cash equivalents. The Fund also may enter into repurchase agreements with counterparties that are deemed to present acceptable credit risks. In an effort to ensure that the Fund is fully invested on a day-to-day basis, the Fund may conduct any necessary trading activity at or just prior to the close of the U.S. financial markets. The Fund is non-diversified and, therefore, may invest a greater percentage of its assets in a particular issuer in comparison to a diversified fund.

PRINCIPAL RISKS

As with all mutual funds, a shareholder is subject to the risk that his or her investment could lose money. In addition to this risk, the Fund is subject to the principal risks described below.

COUNTERPARTY CREDIT RISK—The Fund may invest in financial instruments involving counterparties that attempt to gain exposure to a particular group of securities, index or asset class without actually purchasing those securities or investments, or to hedge a position. The Fund's use of such financial instruments, including swap agreements, involves risks that are different from those associated with ordinary portfolio securities transactions. For example, the Fund is exposed to the risk that the counterparty may be unwilling or unable to make timely payments to meet its contractual obligations or may fail to return holdings that are subject to the agreement with the counterparty. If the counterparty becomes bankrupt or defaults on its payment obligations to the Fund, the Fund may not receive the full amount that it is entitled to receive. If this occurs, the value of your shares in the Fund will decrease.

CREDIT RISK—The Fund could lose money if the debt securities or other instruments in which it invests decline in price, or the issuer or guarantor of such instrument fails to pay interest or principal when due because the issuer or guarantor of the instrument experiences an actual or perceived decline in its financial status. Generally, credit risk is increased when a portfolio security is downgraded or the perceived creditworthiness of the issuer or guarantor deteriorates, though the effect of any credit rating downgrade can be uncertain. To the extent the Fund invests in below investment grade instruments, it will be exposed to a greater amount of credit risk than a fund which only invests in investment grade securities. In addition, to the extent the Fund uses credit derivatives, such use will expose it to additional risk in the event that the bonds underlying the derivatives default. The degree of credit risk depends on the issuer's or guarantor's financial condition and on the terms of the instruments.

DERIVATIVES RISK—The Fund's investments in derivatives may pose risks in addition to and greater than those associated with investing directly in securities or other investments, including risks relating to leverage, imperfect correlations with underlying investments or the Fund's other portfolio holdings, high price volatility, lack of availability, counterparty credit, liquidity, valuation and legal restrictions. Their use is a highly specialized activity that involves investment techniques and risks different from those associated with ordinary portfolio securities transactions. If the Advisor is incorrect about its expectations of market conditions, the use of derivatives could also result in a loss, which in some cases may be unlimited. Certain risks are specific to the derivatives in which the Fund invests.

SWAP AGREEMENTS RISK—Swap agreements are contracts among the Fund and a counterparty to exchange the return of the pre-determined underlying investment (such as the rate of return of the underlying index). Swap agreements may be negotiated bilaterally and traded OTC between two parties or, in some instances, must be transacted through a futures commission merchant and cleared through a clearinghouse that serves as a central counterparty. Risks associated with the use of swap agreements are different from those associated with ordinary portfolio securities transactions, due in part to the fact they could be considered illiquid and many swaps trade on the OTC market. Swaps are particularly subject to counterparty credit, correlation, valuation, liquidity and leveraging risks. Certain standardized swaps are subject to mandatory central clearing. Central clearing is expected to reduce counterparty credit risk and increase liquidity, but central clearing does not make swap transactions risk-free.

FUTURES CONTRACTS RISK—Futures contracts are typically exchange-traded contracts that call for the future delivery of an asset at a certain price and date, or cash settlement of the terms of the contract. Risks of futures contracts may be caused by an imperfect correlation between movements in the price of the instruments and the price of the underlying securities. In addition, there is the risk that the Fund may not be able to enter into a closing transaction because of an illiquid market. Exchanges can limit the number of positions that can be held or controlled by the Fund or the Advisor, thus limiting the ability to implement the Fund's strategies. Futures markets are highly volatile and the use of futures may increase the volatility of the Fund's net asset value ("NAV"). Futures also are subject to leverage risks and to liquidity risk.

OPTIONS CONTRACTS RISK—Options or options on futures contracts give the holder of the option the right to buy (or to sell) a position in a security or in a contract to the writer of the option, at a certain price. They are subject to correlation risk because there may be an imperfect correlation between the options and the securities markets that cause a given transaction to fail to achieve its objectives. The successful use of options depends on the Advisor's ability to correctly predict future price fluctuations and the degree of correlation between the options and securities markets. Exchanges can limit the number of positions that can be held or controlled by the Fund or the Advisor, thus limiting the ability to implement the Fund's strategies. Options also are particularly subject to leverage risk and can be subject to liquidity risk.

EARLY CLOSING RISK—The Fund is subject to the risk that unanticipated early closings of securities exchanges and other financial markets may result in the Fund's inability to buy or sell securities or other financial instruments on that day and may cause the Fund to incur substantial trading losses.

EQUITY RISK—The Fund is subject to the risk that the value of the equity securities and equity-based derivatives in the Fund's portfolio will decline due to volatility in the equity market caused by general market and economic conditions, perceptions regarding particular industries represented in the equity market, or factors relating to specific companies to which the Fund has investment exposure.

INDUSTRY CONCENTRATION RISK—The Fund may concentrate (*i.e.*, invest more than 25% of its net assets) its investments in a limited number of issuers conducting business in the same industry or group of related industries. To the extent the Fund does so, the Fund is more vulnerable to adverse market, economic, regulatory, political or other developments affecting that industry or group of related industries than a fund that invests its assets more broadly. The industries in which the underlying index components, and thus the Fund's assets, may be concentrated will vary as the composition of the underlying index changes over time.

INTEREST RATE RISK—The market value of fixed income investments and related financial instruments will change in response to interest rate changes. During periods of falling interest rates, the values of fixed income securities generally rise. Conversely, during periods of rising interest rates, the values of such securities generally decline.

Securities with greater interest rate sensitivity and longer maturities generally are subject to greater fluctuations in value. The Fund may invest in variable and floating rate securities. Although these instruments are generally less sensitive to interest rate changes than fixed rate instruments, the value of floating rate and variable securities may decline if their interest rates do not rise as quickly, or as much, as general interest rates. Changes in government or central bank policy, including changes in tax policy or changes in a central bank's implementation of specific policy goals, may have a substantial impact on interest rates, and could have an adverse effect on prices for fixed income securities and on the performance of the Fund. In particular, interest rates in the U.S. are at or near historically low levels and as a result, fixed income securities markets may experience heightened levels of interest rate risk. Any unexpected or sudden reversal of the fiscal policy underlying current interest rate levels could adversely affect the value of the Fund. There can be no guarantee that any particular government or central bank policy will be continued, discontinued or changed, nor that any such policy will have the desired effect on interest rates.

LIQUIDITY AND VALUATION RISK—In certain circumstances, it may be difficult for the Fund to purchase and sell a particular investment within a reasonable time at a fair price, or the price at which it has been valued by the Advisor for purposes of the Fund's NAV, causing the Fund to be less liquid. While the Fund intends to invest in liquid securities and financial instruments, under certain market conditions, such as when trading in a particular investment has been halted temporarily by an exchange because the maximum price change of that investment has been realized, it may be difficult or impossible for the Fund to liquidate such investments. In addition, the ability of the Fund to assign an accurate daily value to certain investments may be difficult, and the Advisor may be required to fair value the investments.

MARKET RISK—The market value of the securities and derivatives held by the Fund may fluctuate over time in response to factors affecting individual companies or other factors such as changing economic, political or financial markets.

NON-DIVERSIFICATION RISK—The Fund is considered non-diversified and can invest a greater portion of its assets in securities of individual issuers than a diversified fund. As a result, changes in the market value of a single issuer's securities could cause greater fluctuations in the value of Fund shares than would occur in a diversified fund. The Fund may become diversified for periods of time solely as a result of changes in the composition of the underlying index (e.g., changes in the relative market capitalization or weights of one or more index component stocks).

OTC TRADING RISK—Certain of the derivatives in which the Fund may invest may be traded (and privately negotiated) in the OTC market. While the OTC derivatives market is the primary trading venue for many derivatives, it is largely unregulated and provides for less transparency than a national securities or commodities exchange. As a result and similar to other privately negotiated contracts, the Fund is subject to counterparty credit risk with respect to such derivatives contracts.

PASSIVE INVESTMENT RISK—The Fund is not actively managed and the Advisor does not attempt to take defensive positions in declining markets. Therefore, the Fund may be subject to greater losses in a declining market than a fund that is actively managed.

PORTFOLIO TURNOVER RISK—Periodic rebalancing of the Fund's holdings pursuant to its daily investment objective may lead to a greater number of portfolio transactions in the Fund than experienced by other mutual funds. Such frequent and active trading may lead to significantly higher transaction costs because of increased broker commissions associated with such transactions.

REAL ESTATE INVESTMENT TRUST ("REIT") RISK—REITs are securities that invest substantially all of their assets in real estate, trade like stocks and may qualify for special tax considerations. Investments in REITs subject the Fund to risks associated with the direct ownership of real estate. Market conditions or events affecting the overall real estate and REIT markets, such as declining property values or rising interest rates, could have a negative impact on the real estate market and the value of REITs in general. REITs may be affected by changes in the value of the underlying property owned by the trusts, economic downturns which may have a material effect on the real estate in which the REITs invest and their underlying portfolio securities. Further, REITs are dependent upon specialized management skills and may have their investments in relatively few properties, or in a small geographic area or a single property type. Failure of a company to qualify as a REIT under federal tax law may have adverse consequences to the Fund. In addition, REITs have their own expenses, and the Fund will bear a proportionate share of those expenses.

REGULATORY AND LEGAL RISK—U.S. and non-U.S. governmental agencies and other regulators regularly implement additional regulations and legislators pass new laws that affect the investments held by the Fund, the strategies used by the Fund or the level of regulation or taxation applying to the Fund (such as regulations related to investments in derivatives and other transactions). These regulations and laws impact the investment strategies, performance, costs and operations of the Fund or taxation of shareholders.

REPURCHASE AGREEMENT RISK—The Fund's investment in repurchase agreements may be subject to market and credit risk with respect to the collateral securing the repurchase agreements. Investments in repurchase agreements also may be subject to the risk that the market value of the underlying obligations may decline prior to the expiration of the repurchase agreement term.

SECTOR RISK—The Fund is subject to the Sector Risks described below.

Consumer Discretionary Sector Risk. The Fund's investments are exposed to issuers conducting business in the Consumer Discretionary Sector. The manufacturing segment of the Consumer Discretionary Sector includes automotive, household durable goods, leisure equipment and textiles and apparel. The services segment includes hotels, restaurants and other leisure facilities, media production and services, and consumer retailing and services. The Fund is subject to the risk that the securities of such issuers will underperform the market as a whole due to legislative or regulatory changes, adverse market conditions and/or increased competition affecting the Consumer Discretionary Sector. The performance of companies operating in the Consumer Discretionary Sector has historically been closely tied to the performance of the overall economy, and also is affected by economic growth, consumer confidence, attitudes and spending. Changes in demographics and consumer tastes also can affect the demand for, and success of, consumer products and services in the marketplace. Moreover, the Consumer Discretionary Sector encompasses those businesses that tend to be the most sensitive to economic cycles.

Financials Sector Risk. The Fund's investments are exposed to issuers conducting business in the Financials Sector. The Financials Sector includes companies involved in banking, thrifts and mortgage finance, specialized finance, consumer finance, asset management and custody banks, investment banking and brokerage, and insurance. It also includes the Financial Exchanges & Data and Mortgage Real Estate Investment Trusts (REITs) sub-industries. Certain Financials Sector issuers serve as counterparties with which the Fund may enter into derivatives agreements or other similar contractual arrangements. The Fund is subject to the risk that the securities of such issuers will underperform the market as a whole due to legislative or regulatory changes, adverse market conditions and/or increased competition affecting the Financials Sector, which may adversely affect a company's ability to fulfill its obligations as a financial counterparty. Companies operating in the Financials Sector are subject to extensive government regulation, which may limit the financial commitments they can make and the interest rates and fees they can charge. Profitability is largely dependent on the availability and cost of capital funds, and may fluctuate significantly when interest rates change or due to increased competition.

Health Care Sector Risk. The Fund's investments are exposed to issuers conducting business in the Health Care Sector. The Health Care Sector includes health care providers and services, companies that manufacture and distribute health care equipment and supplies, and health care technology companies. It also includes companies involved in the research, development, production and marketing of pharmaceuticals and biotechnology products. The Fund is subject to the risk that the securities of such issuers will underperform the market as a whole due to legislative or regulatory changes, adverse market conditions and/or increased competition affecting the Health Care Sector. The prices of the securities of companies operating in the Health Care Sector are closely tied to government regulation and approval of their products and services, which can have a significant effect on the price and availability of those products and services.

Industrials Sector Risk. The Fund's investments are exposed to issuers conducting business in the Industrials Sector. The Industrials Sector includes manufacturers and distributors of capital goods such as aerospace and defense, building projects, electrical equipment and machinery, and companies that offer construction and engineering services. It also includes providers of commercial and professional services including printing, environmental and facilities services, office services and supplies, security and alarm services, human resource and employment services, and research and consulting services. It also includes companies that provide transportation services. The Fund is subject to the risk that the securities of such issuers will underperform

the market as a whole due to legislative or regulatory changes, adverse market conditions and/or increased competition affecting the Industrials Sector. The prices of the securities of companies operating in the Industrials Sector may fluctuate due to the level and volatility of commodity prices, the exchange value of the dollar, import controls, worldwide competition, liability for environmental damage, depletion of resources, and mandated expenditures for safety and pollution control devices.

Information Technology Sector Risk. The Fund's investments are exposed to issuers conducting business in the Information Technology Sector. The Information Technology Sector includes companies that offer software and information technology services, manufacturers and distributors of technology hardware and equipment such as communications equipment, cellular phones, computers and peripherals, electronic equipment and related instruments and semiconductors. The Fund is subject to the risk that the securities of such issuers will underperform the market as a whole due to legislative or regulatory changes, adverse market conditions and/or increased competition affecting the Information Technology Sector. The prices of the securities of companies operating in the Information Technology Sector are closely tied to market competition, increased sensitivity to short product cycles and aggressive pricing, and problems with bringing products to market.

SHAREHOLDER TRADING RISK—The Fund may be used as a tool for certain investors that employ trading strategies involving frequent trading. Such trading strategies may lead to increased portfolio turnover in the Fund, higher transaction costs, and the possibility of increased short-term capital gains (which will be taxable to shareholders as ordinary income when distributed to them) and/or long-term capital gains. Large movements of assets into and out of the Fund due to active or frequent trading also may adversely affect the Fund's ability to achieve its investment objective.

SMALL-CAPITALIZATION SECURITIES RISK—The Fund is subject to the risk that small-capitalization stocks may underperform other segments of the equity market or the equity market as a whole. Small-capitalization companies may be more vulnerable than larger, more established organizations to adverse business or economic developments. Securities of small-capitalization companies may experience much more price volatility, greater spreads between their bid and ask prices, significantly lower trading volumes, and cyclical or static growth prospects. Small-capitalization companies often have limited product lines, markets or financial resources, and may therefore be more vulnerable to adverse developments than larger capitalization companies.

TEMPORARY DEFENSIVE INVESTMENT RISK—The Advisor generally does not attempt to take defensive positions in the Fund in declining markets. Therefore, the Fund may be subject to greater losses in a declining market than a fund that does take defensive positions in declining markets.

TRACKING ERROR RISK—The Advisor may not be able to cause the Fund's performance to match that of the Fund's benchmark, either on a daily or aggregate basis. Factors such as Fund expenses, imperfect correlation between the Fund's investments and those of the underlying index, rounding of share prices, changes to the composition of the underlying index, regulatory policies, and high portfolio turnover rate all contribute to tracking error. Tracking error may cause the Fund's performance to be less than you expect.

TRADING HALT RISK—The Fund typically will hold futures contracts and short-term options. The major exchanges on which these contracts are traded, such as the Chicago Mercantile Exchange, have established limits on how much the trading price of a futures contract or option may decline over various time periods within a day, and may halt trading in a contract that exceeds such limits. If a trading halt occurs, the Fund may temporarily be unable to purchase or sell certain securities, futures contracts or options. Such a trading halt near the time the Fund prices its shares may limit the Fund's ability to fully invest its assets, which could increase tracking error and adversely affect performance, and may prevent the Fund from achieving its investment objective.

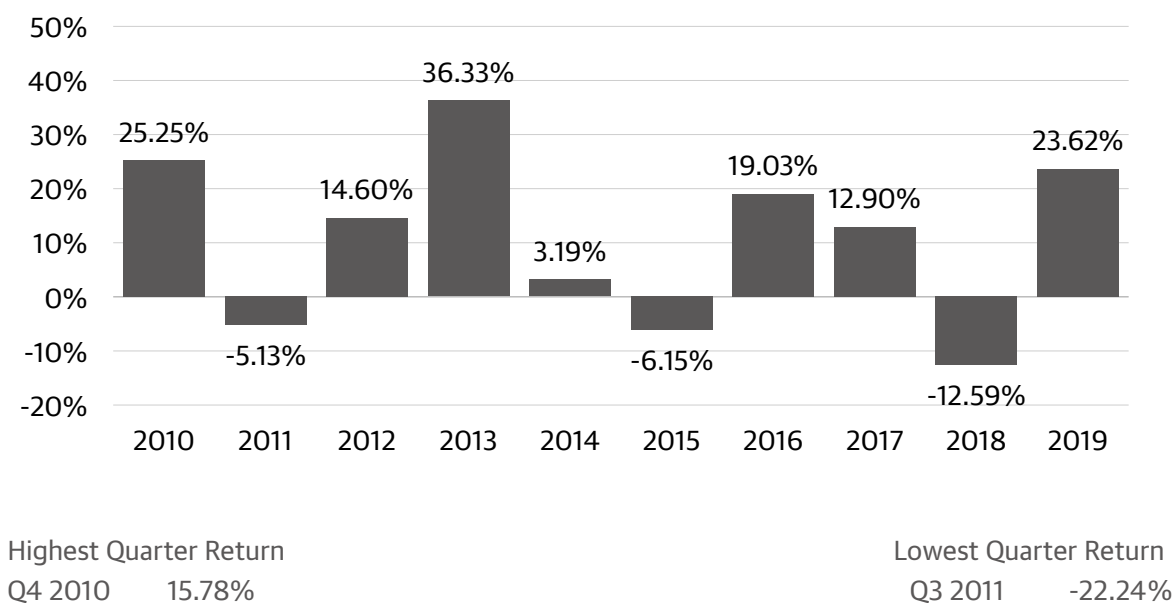
U.S. GOVERNMENT SECURITIES RISK—U.S. government securities may or may not be backed by the full faith and credit of the U.S. government. The value of U.S. government securities will fluctuate and such securities are subject to the risks associated with fixed-income and debt securities, particularly interest rate and credit risk.

PERFORMANCE INFORMATION

The following bar chart shows the performance of the Class H shares of the Fund from year to year. The variability of performance over time provides an indication of the risks of investing in the Fund. The following table shows the performance of the Class H shares of the Fund as an average over different periods of time in comparison to the performance of a broad-based market index. The figures in the bar chart and table assume the reinvestment of dividends and capital gains distributions. Of course, this past performance (before and after taxes) does not necessarily indicate how the Fund will perform in the future.

Updated performance information is available on the Fund's website at www.guggenheiminvestments.com or by calling 800.820.0888.

The performance information shown below for Class H shares is based on a calendar year. The year-to-date return for the period from January 1, 2020 through June 30, 2020 is -13.88%.



AVERAGE ANNUAL TOTAL RETURN (for periods ended December 31, 2019)

The after-tax returns presented in the table below are calculated using highest historical individual federal marginal income tax rates and do not reflect the impact of state and local taxes. Your actual after-tax returns will depend on your specific tax situation and may differ from those shown below. After-tax returns are not relevant to investors who hold shares of the Fund through tax-deferred arrangements, such as 401(k) plans or individual retirement accounts.

Class H	Past 1 Year	Past 5 Years	Past 10 Years
Return Before Taxes	23.62%	6.39%	10.07%
Return After Taxes on Distributions	23.13%	5.64%	9.32%
Return After Taxes on Distributions and Sale of Fund Shares	14.22%	4.64%	7.92%
Russell 2000® Index (reflects no deduction for fees, expenses or taxes)	25.52%	9.64%	13.47%

MANAGEMENT

INVESTMENT ADVISOR

Security Investors, LLC, which operates under the name Guggenheim Investments, serves as the investment adviser of the Fund.

PORTFOLIO MANAGERS

- **Michael P. Byrum**, CFA, Senior Vice President. Mr. Byrum has been associated with the Advisor since 1993.
- **Ryan A. Harder**, CFA, Portfolio Manager. Mr. Harder has been associated with the Advisor since 2004.

PURCHASE AND SALE OF FUND SHARES

The minimum initial investment amounts and minimum account balance requirements for Class H accounts held through a third party (e.g., a brokerage account) are typically:

- \$1,000 for retirement accounts
- \$2,500 for all other accounts

Accounts opened through a financial intermediary (non-direct) will be subject to your financial intermediary's minimum initial investment amount and account balance requirements, which may be different than the amounts above.

Class H accounts held directly at Guggenheim Investments (other than those that are managed by financial professionals) are subject to a minimum initial investment and account balance of \$5,000 (including retirement accounts).

Direct accounts managed by financial professionals are not subject to minimum initial investment and minimum account balance requirements.

There are no minimum amounts for subsequent investments in the Fund except for subsequent investments made via Automated Clearing House ("ACH").

The Fund reserves the right to modify its minimum account balance requirements at any time, with or without prior notice to you.

The Fund redeems its shares continuously and investors may sell their shares back to the Fund on any day that the New York Stock Exchange (the "NYSE") is open for business (a "Business Day"). You will ordinarily submit your transaction order through your financial intermediary or other securities dealers through which you opened your shareholder account or through Guggenheim Investments directly. The Fund also offers you the option to send redemption orders to Guggenheim Investments by mail, fax or telephone.

TAX INFORMATION

Fund distributions are generally taxable as ordinary income, qualified dividend income, or capital gains (or a combination thereof), unless your investment is in an IRA or other tax-advantaged retirement account. Investments through a tax-advantaged retirement account may be subject to taxation upon withdrawal.

PAYMENTS TO BROKER-DEALERS AND OTHER FINANCIAL INTERMEDIARIES

If you purchase the Fund through a broker-dealer or other financial intermediary (such as a bank), the Fund and its related companies may pay the intermediary for the sale of Fund shares and related services. These payments may create a conflict of interest by influencing the broker-dealer or other intermediary and your sales person to recommend the Fund over another investment. Ask your sales person or visit your financial intermediary's website for more information.

INVERSE RUSSELL 2000[®] STRATEGY FUND

IMPORTANT INFORMATION ABOUT THE FUND

The Inverse Russell 2000[®] Strategy Fund (the "Fund") is very different from most other mutual funds in that it seeks to provide investment results that match the inverse of the performance of a specific underlying index on a **daily basis**, a result opposite of most mutual funds. As a result, the Fund may be riskier than alternatives that do not rely on the use of derivatives to achieve their investment objectives.

Because the Fund seeks daily inverse investment results, the return of the Fund for a period of longer than a single trading day will be the result of each day's compounded returns over the period, which will very likely differ from the inverse return of the Fund's underlying index (as defined below) for that period. As a consequence, especially in periods of market volatility, the path or trend of the benchmark during the longer period may be at least as important to the Fund's return for the longer period as the cumulative return of the benchmark for the relevant longer period. Further, the return for investors who invest for a period longer than a single trading day will not be the product of the return of the Fund's stated investment goal (*i.e.*, -1x) and the cumulative performance of the benchmark.

The Fund is not suitable for all investors. The Fund should be utilized only by investors who (a) understand the consequences of seeking daily inverse investment results, (b) understand the risks of shorting and (c) intend to actively monitor and manage their investments. Investors who do not meet these criteria should not buy shares of the Fund. An investment in the Fund is not a complete investment program.

INVESTMENT OBJECTIVE

The Fund seeks to provide investment results that match, before fees and expenses, the performance of a specific benchmark on a daily basis. The Fund's current benchmark is the inverse (opposite) of the performance of the Russell 2000[®] Index (the "underlying index"). The Fund does not seek to achieve its investment objective over a period of time greater than one day.

FEES AND EXPENSES OF THE FUND

This table describes the fees and expenses that you may pay if you buy and hold Class H shares of the Fund.

SHAREHOLDER FEES (<i>fees paid directly from your investment</i>)	N/A
ANNUAL FUND OPERATING EXPENSES (<i>expenses that you pay each year as a percentage of the value of your investment</i>)	
Management Fees	0.90%
Distribution (12b-1) Fees	0.25%
Other Expenses*	0.67%
Acquired Fund Fees and Expenses	0.05%
Total Annual Fund Operating Expenses**	1.87%
Fee Waiver***	-0.03%
Total Annual Fund Operating Expenses After Fee Waiver**	1.84%

* "Other Expenses" does not include fees paid to the Fund's swap contract counterparties, or the management fees, performance fees, and expenses of the reference assets or trading vehicles underlying such swap contracts. These fees and expenses, which are not reflected in this Annual Fund Operating Expenses table, are embedded in the returns of the swap contracts (*i.e.*, the fees and expenses reduce the investment returns of the swap contracts) and represent an indirect cost of investing in the Fund.

** The Total Annual Fund Operating Expenses and Total Annual Fund Operating Expenses After Fee Waiver in this fee table may not correlate to the expense ratios in the Fund's financial highlights and financial statements because the financial highlights and financial statements reflect only the operating expenses of the Fund and do not include Acquired Fund Fees and Expenses, which are fees and expenses incurred indirectly by the Fund through its investments in certain underlying investment companies.

*** The Advisor has contractually agreed through August 1, 2021, to waive the amount of the Fund's management fee to the extent necessary to offset the proportionate share of any management fee paid by the Fund with respect to any Fund investment in an underlying fund for which the Advisor or any of its affiliates also serves as investment manager. The agreement may be terminated by the Advisor at the conclusion of any one-year term or by the Fund's Board of Trustees at any time, and when the Advisor ceases to serve as such.

EXAMPLE

This Example is intended to help you compare the cost of investing in the Fund with the cost of investing in other mutual funds.

The Example assumes that you invest \$10,000 in the Fund for the time periods indicated and then redeem all of your shares at the end of those periods. The Example also assumes that your investment has a 5% return each year and that the Fund's operating expenses remain the same. Although your actual costs may be higher or lower, based on these assumptions your costs would be:

1 Year	3 Years	5 Years	10 Years
\$187	\$585	\$1,008	\$2,188

PORTFOLIO TURNOVER

The Fund pays transaction costs, such as commissions, when it buys and sells securities (or "turns over" its portfolio). A higher portfolio turnover rate may indicate higher transaction costs and may result in higher taxes when Fund shares are held in a taxable account. These costs, which are not reflected in the Total Annual Fund Operating Expenses or the Example, affect the Fund's performance. During the most recent fiscal year, the Fund's portfolio turnover rate was 7% of the average value of its portfolio. The Fund's portfolio turnover rate is calculated without regard to cash instruments and most derivatives. If such instruments were included, the Fund's portfolio turnover rate might be significantly higher.

PRINCIPAL INVESTMENT STRATEGIES

Unlike a traditional index fund, the Fund's investment objective is to perform opposite the underlying index, and the Fund generally will not own the securities included in the underlying index. Instead, the Fund employs as its investment strategy a program of engaging in short sales of securities included in the underlying index and investing to a significant extent in derivative instruments, which primarily consist of equity index swaps and swaps on exchange-traded funds ("ETFs"), futures contracts, and options on securities, futures contracts, and stock indices. The Advisor expects to rebalance the Fund's positions daily to maintain exposure that is opposite to that of the underlying index. While the Fund may write (sell) and purchase swaps, it expects primarily to write swaps. The Fund's investment in derivatives serves as a substitute for directly selling short each of the securities included in the underlying index and produces inverse exposure to the underlying index. Certain of the Fund's derivatives investments may be traded in the over-the-counter ("OTC") market. Under normal circumstances, the Fund will invest at least 80% of its net assets, plus any borrowings for investment purposes, in financial instruments with economic characteristics that should perform opposite to the securities of companies included in the underlying index.

Investments in derivative instruments, such as futures, options and swap agreements, have the economic effect of creating financial leverage in the Fund's portfolio because such investments may give rise to losses that exceed the amount the Fund has invested in those instruments. Financial leverage will magnify, sometimes significantly, the Fund's exposure to any increase or decrease in prices associated with a particular reference asset resulting in increased volatility in the value of the Fund's portfolio. The value of the Fund's portfolio is likely to experience greater volatility over short-term periods. While such financial leverage has the potential to produce greater gains, it also may result in greater losses, which in some cases may cause the Fund to liquidate other portfolio investments at a loss to comply with limits on leverage and asset segregation requirements imposed by the Investment Company Act of 1940 or to meet redemption requests.

The Russell 2000® Index is composed of the 2,000 smallest companies in the Russell 3000® Index, representing approximately 10% of the Russell 3000® total market capitalization and consisting of capitalizations ranging from \$41 million to \$12.4 billion as of June 30, 2020. The Russell 3000® Index is composed of the 3,000 largest U.S. companies ranked by total market capitalization, representing approximately 98% of the U.S. investable equity market. To the extent the Fund's underlying index is concentrated in a particular industry the Fund will necessarily

be concentrated in that industry. The industries in which the underlying index components, and thus the Fund's investments, may be concentrated will vary as the composition of the underlying index changes over time. While the Fund's sector exposure may vary over time, as of June 30, 2020, the Fund has significant exposure to the Consumer Discretionary Sector, Financials Sector, Health Care Sector, Industrials Sector, and Information Technology Sector, as each sector is defined by the Global Industry Classification Standard, a widely recognized industry classification methodology developed by MSCI, Inc. and Standard & Poor's Financial Services LLC.

On a day-to-day basis, the Fund may hold U.S. government securities or cash equivalents. The Fund also may enter into repurchase agreements with counterparties that are deemed to present acceptable credit risks. In an effort to ensure that the Fund is fully invested on a day-to-day basis, the Fund may conduct any necessary trading activity at or just prior to the close of the U.S. financial markets. The Fund is non-diversified and, therefore, may invest a greater percentage of its assets in a particular issuer in comparison to a diversified fund.

The Fund may invest a portion of its assets, and at times, a substantial portion of its assets, in other short-term fixed-income investment companies advised by the Advisor, or an affiliate of the Advisor, for various purposes, including for liquidity management purposes (e.g., to increase yield on liquid investments used to collateralize derivatives positions) or when such investment companies present a more cost-effective investment option than direct investments in the underlying securities. Investments in these investment companies will significantly increase the portfolio's exposure to certain other asset categories, including: (i) a broad range of high yield, high risk debt securities rated below the top four long-term rating categories by a nationally recognized statistical rating organization or, if unrated, determined by the Advisor to be of comparable quality (also known as "junk bonds"); (ii) securities issued by the U.S. government or its agencies and instrumentalities; (iii) collateralized loan obligations ("CLOs"), other asset-backed securities (including mortgage-backed securities) and similarly structured debt investments; and (iv) other short-term fixed income securities. Such investments will expose the Fund to the risks of these asset categories and increases or decreases in the value of these investments may cause the Fund to deviate from its investment objective.

PRINCIPAL RISKS

As with all mutual funds, a shareholder is subject to the risk that his or her investment could lose money. In addition to this risk, the Fund is subject to the principal risks described below.

ASSET-BACKED AND MORTGAGE-BACKED SECURITIES RISK—Through its investments in other investment companies, the Fund may have exposure to asset-backed securities, including mortgage-backed securities and structured finance investments. Investors in these securities generally receive payments that are part interest and part return of principal. These payments may vary based on the rate at which the underlying borrowers pay off their loans. Some asset-backed securities, including mortgage-backed securities, may have structures that make their reaction to interest rates and other factors difficult to predict, making their prices very volatile and they are subject to liquidity risk. The terms of many structured finance investments and other instruments are tied to the London Interbank Offered Rate ("LIBOR"), which functions as a reference rate or benchmark. It is anticipated that LIBOR will be discontinued at the end of 2021, which may cause increased volatility and illiquidity in the markets for instruments with terms tied to LIBOR or other adverse consequences for these instruments. These events may adversely affect the Fund and its investments in such instruments.

CLO RISK—Through its investments in other investment companies, the Fund may have exposure to CLOs. A CLO is a trust typically collateralized by a pool of loans, which may include, among others, domestic and foreign senior secured loans, senior unsecured loans, and subordinate corporate loans, including loans that may be rated below investment grade or equivalent unrated loans. The cash flows from the trust are split into two or more portions, called tranches, varying in risk and yield. CLO tranches can experience substantial losses due to actual defaults, increased sensitivity to defaults due to collateral default and disappearance of protecting tranches, market anticipation of defaults, as well as aversion to CLO securities as a class. The risks of an investment in a CLO depend largely on the type of the collateral securities and the class of the CLO in which the Fund invests.

COMPOUNDING RISK—In addition to the correlation risks described under "Correlation Risk," the Fund's returns are subject to the effects of compounding, which generally will cause the Fund's performance to not correlate to the performance of the benchmark over periods greater than a single day, before accounting for fees and fund expenses. Compounded returns are the result of reinvesting daily returns over periods greater than a single day. The Fund's compounded returns for periods greater than a single day will be different than the performance of the benchmark

over the same period. The effects of compounding on the performance of the Fund will be more pronounced when the underlying index experiences increased volatility and over longer holding periods.

Fund performance for periods greater than one day can be estimated given any set of assumptions for the following factors: (a) underlying index performance; (b) underlying index volatility; (c) financing rates associated with leverage; (d) other Fund expenses; (e) dividends or interest paid by companies in the underlying index; and (f) period of time. The table below illustrates the impact of two principal factors – volatility and index performance – on Fund performance. The table shows estimated Fund returns for a number of combinations of performance and volatility over a one-year period. Performance shown in the table assumes: (a) no dividends paid by the companies included in the underlying index; (b) no Fund expenses; and (c) a cost of leverage of zero percent. If Fund expenses, including the cost of leverage, were included, the Fund's performance would be lower than shown.

Areas shaded lighter represent those scenarios where the Fund can be expected to return more than the inverse performance of the underlying index; conversely, areas shaded darker represent those scenarios where the Fund can be expected to return the same or less than the inverse performance of the underlying index.

Index Performance		Annualized Volatility				
1x	-1x	10%	25%	50%	75%	100%
-60%	60%	148%	132%	96%	42%	-6%
-50%	50%	98%	87%	57%	14%	-28%
-40%	40%	65%	56%	30%	-5%	-38%
-30%	30%	42%	34%	13%	-18%	-47%
-20%	20%	24%	18%	-3%	-28%	-54%
-10%	10%	10%	4%	-13%	-36%	-59%
0%	0%	-1%	-6%	-22%	-43%	-64%
10%	-10%	-10%	-15%	-29%	-48%	-67%
20%	-20%	-17%	-22%	-35%	-53%	-69%
30%	-30%	-24%	-28%	-40%	-56%	-71%
40%	-40%	-29%	-33%	-44%	-60%	-73%
50%	-50%	-34%	-37%	-48%	-62%	-76%
60%	-60%	-38%	-41%	-51%	-65%	-78%

The underlying index's annualized historical volatility rate for the five-year period ended June 30, 2020 is 20.27%. The underlying index's highest one-year volatility rate during the five-year period is 30.59%. The underlying index's annualized performance for the five-year period ended June 30, 2020 is 4.29%.

Historical underlying index volatility and performance are not indications of what the underlying index volatility and performance will be in the future. The table is intended to isolate the effects of the underlying index volatility and index performance on the return of the Fund, and underscore that the Fund is designed as a short-term trading vehicle for investors who intend to actively monitor and manage their portfolios.

CORRELATION RISK—A number of factors may affect the Fund's ability to achieve a high degree of correlation with its benchmark, including instances in which the Fund does not hold or have exposure to each component security of the underlying index and the effect of compounding on the Fund's returns, and there can be no guarantee that the Fund will achieve a high degree of correlation. Failure to achieve a high degree of correlation may prevent the Fund from achieving its investment objective. The Fund does not attempt to, and should not be expected to, provide returns which are the inverse of the returns of the underlying index for periods other than a single day. The risk of the Fund not achieving its daily investment objective will be more acute when the underlying index has an extreme one-day movement approaching 50%. **In addition, as a result of compounding, the Fund's performance for periods greater than a single day is likely to be either greater than or less than the performance of the inverse of the underlying index, before accounting for Fund fees and expenses.**

COUNTERPARTY CREDIT RISK—The Fund may invest in financial instruments involving counterparties that attempt to gain exposure to a particular group of securities, index or asset class without actually purchasing those securities

or investments, or to hedge a position. The Fund's use of such financial instruments, including swap agreements, involves risks that are different from those associated with ordinary portfolio securities transactions. For example, the Fund is exposed to the risk that the counterparty may be unwilling or unable to make timely payments to meet its contractual obligations or may fail to return holdings that are subject to the agreement with the counterparty. If the counterparty becomes bankrupt or defaults on its payment obligations to the Fund, the Fund may not receive the full amount that it is entitled to receive. If this occurs, the value of your shares in the Fund will decrease.

CREDIT RISK—The Fund could lose money if the debt securities or other instruments in which it invests decline in price, or the issuer or guarantor of such instrument fails to pay interest or principal when due because the issuer or guarantor of the instrument experiences an actual or perceived decline in its financial status. Generally, credit risk is increased when a portfolio security is downgraded or the perceived creditworthiness of the issuer or guarantor deteriorates, though the effect of any credit rating downgrade can be uncertain. To the extent the Fund invests in below investment grade instruments, it will be exposed to a greater amount of credit risk than a fund which only invests in investment grade securities. In addition, to the extent the Fund uses credit derivatives, such use will expose it to additional risk in the event that the bonds underlying the derivatives default. The degree of credit risk depends on the issuer's or guarantor's financial condition and on the terms of the instruments.

DERIVATIVES RISK—The Fund's investments in derivatives may pose risks in addition to and greater than those associated with investing directly in securities or other investments, including risks relating to leverage, imperfect correlations with underlying investments or the Fund's other portfolio holdings, high price volatility, lack of availability, counterparty credit, liquidity, valuation and legal restrictions. Their use is a highly specialized activity that involves investment techniques and risks different from those associated with ordinary portfolio securities transactions. If the Advisor is incorrect about its expectations of market conditions, the use of derivatives could also result in a loss, which in some cases may be unlimited. Certain risks are specific to the derivatives in which the Fund invests.

SWAP AGREEMENTS RISK—Swap agreements are contracts among the Fund and a counterparty to exchange the return of the pre-determined underlying investment (such as the rate of return of the underlying index). Swap agreements may be negotiated bilaterally and traded OTC between two parties or, in some instances, must be transacted through a futures commission merchant and cleared through a clearinghouse that serves as a central counterparty. Risks associated with the use of swap agreements are different from those associated with ordinary portfolio securities transactions, due in part to the fact they could be considered illiquid and many swaps trade on the OTC market. Swaps are particularly subject to counterparty credit, correlation, valuation, liquidity and leveraging risks. Certain standardized swaps are subject to mandatory central clearing. Central clearing is expected to reduce counterparty credit risk and increase liquidity, but central clearing does not make swap transactions risk-free.

FUTURES CONTRACTS RISK—Futures contracts are typically exchange-traded contracts that call for the future delivery of an asset at a certain price and date, or cash settlement of the terms of the contract. Risks of futures contracts may be caused by an imperfect correlation between movements in the price of the instruments and the price of the underlying securities. In addition, there is the risk that the Fund may not be able to enter into a closing transaction because of an illiquid market. Exchanges can limit the number of positions that can be held or controlled by the Fund or the Advisor, thus limiting the ability to implement the Fund's strategies. Futures markets are highly volatile and the use of futures may increase the volatility of the Fund's net asset value ("NAV"). Futures also are subject to leverage risks and to liquidity risk.

OPTIONS CONTRACTS RISK—Options or options on futures contracts give the holder of the option the right to buy (or to sell) a position in a security or in a contract to the writer of the option, at a certain price. They are subject to correlation risk because there may be an imperfect correlation between the options and the securities markets that cause a given transaction to fail to achieve its objectives. The successful use of options depends on the Advisor's ability to correctly predict future price fluctuations and the degree of correlation between the options and securities markets. Exchanges can limit the number of positions that can be held or controlled by the Fund or the Advisor, thus limiting the ability to implement the Fund's strategies. Options also are particularly subject to leverage risk and can be subject to liquidity risk.

EARLY CLOSING RISK—The Fund is subject to the risk that unanticipated early closings of securities exchanges and other financial markets may result in the Fund's inability to buy or sell securities or other financial instruments on that day and may cause the Fund to incur substantial trading losses.

EQUITY RISK—The Fund is subject to the risk that the value of the equity securities and equity-based derivatives in the Fund's portfolio will decline due to volatility in the equity market caused by general market and economic conditions, perceptions regarding particular industries represented in the equity market, or factors relating to specific companies to which the Fund has investment exposure.

HIGH YIELD AND UNRATED SECURITIES RISK—The Fund's exposure to higher yielding, below investment grade and unrated high risk debt securities (commonly known as "junk bonds") may present additional risk because these securities may be less liquid and present greater credit risk than investment grade bonds. The price of high yield securities tends to be subject to greater volatility due to issuer-specific operating results and outlook and to real or perceived adverse economic and competitive industry conditions. This exposure may be obtained through investments in other investment companies.

INDUSTRY CONCENTRATION RISK—The Fund may concentrate (*i.e.*, invest more than 25% of its net assets) its investments in a limited number of issuers conducting business in the same industry or group of related industries. To the extent the Fund does so, the Fund is more vulnerable to adverse market, economic, regulatory, political or other developments affecting that industry or group of related industries than a fund that invests its assets more broadly. The industries in which the underlying index components, and thus the Fund's assets, may be concentrated will vary as the composition of the underlying index changes over time.

INTEREST RATE RISK—The market value of fixed income investments and related financial instruments will change in response to interest rate changes. During periods of falling interest rates, the values of fixed income securities generally rise. Conversely, during periods of rising interest rates, the values of such securities generally decline. Securities with greater interest rate sensitivity and longer maturities generally are subject to greater fluctuations in value. The Fund may invest in variable and floating rate securities. Although these instruments are generally less sensitive to interest rate changes than fixed rate instruments, the value of floating rate and variable securities may decline if their interest rates do not rise as quickly, or as much, as general interest rates. Changes in government or central bank policy, including changes in tax policy or changes in a central bank's implementation of specific policy goals, may have a substantial impact on interest rates, and could have an adverse effect on prices for fixed income securities and on the performance of the Fund. In particular, interest rates in the U.S. are at or near historically low levels and as a result, fixed income securities markets may experience heightened levels of interest rate risk. Any unexpected or sudden reversal of the fiscal policy underlying current interest rate levels could adversely affect the value of the Fund. There can be no guarantee that any particular government or central bank policy will be continued, discontinued or changed, nor that any such policy will have the desired effect on interest rates.

INVESTMENT IN INVESTMENT VEHICLES RISK—Investing in other investment vehicles, including ETFs, closed-end funds, affiliated short-term fixed income funds and other mutual funds, subjects the Fund to those risks affecting the investment vehicle, including the possibility that the value of the underlying securities held by the investment vehicle could decrease or the portfolio becomes illiquid. Moreover, the Fund and its shareholders will incur its pro rata share of the underlying vehicles' expenses, which will reduce the Fund's performance. In addition, investments in an ETF are subject to, among other risks, the risk that the ETF's shares may trade at a discount or premium relative to the NAV of the shares and the listing exchange may halt trading of the ETF's shares.

INVESTMENT IN LOANS RISK—Investing in loans involves special types of risks, including credit risk, interest rate risk, counterparty risk and prepayment risk. Loans may offer a fixed or floating interest rate. Loans are often generally below investment grade and may be unrated. Loans may be difficult to value and some can be subject to liquidity risk.

LIQUIDITY AND VALUATION RISK—In certain circumstances, it may be difficult for the Fund to purchase and sell a particular investment within a reasonable time at a fair price, or the price at which it has been valued by the Advisor for purposes of the Fund's NAV, causing the Fund to be less liquid. While the Fund intends to invest in liquid securities and financial instruments, under certain market conditions, such as when trading in a particular investment has been halted temporarily by an exchange because the maximum price change of that investment has been realized, it may be difficult or impossible for the Fund to liquidate such investments. In addition, the ability of the Fund to assign an

accurate daily value to certain investments may be difficult, and the Advisor may be required to fair value the investments.

MARKET RISK—The market value of the securities and derivatives held by the Fund may fluctuate over time in response to factors affecting individual companies or other factors such as changing economic, political or financial markets.

NON-DIVERSIFICATION RISK—The Fund is considered non-diversified and can invest a greater portion of its assets in securities of individual issuers than a diversified fund. As a result, changes in the market value of a single issuer's securities could cause greater fluctuations in the value of Fund shares than would occur in a diversified fund. The Fund may become diversified for periods of time solely as a result of changes in the composition of the underlying index (e.g., changes in the relative market capitalization or weights of one or more index component stocks).

OTC TRADING RISK—Certain of the derivatives in which the Fund may invest may be traded (and privately negotiated) in the OTC market. While the OTC derivatives market is the primary trading venue for many derivatives, it is largely unregulated and provides for less transparency than a national securities or commodities exchange. As a result and similar to other privately negotiated contracts, the Fund is subject to counterparty credit risk with respect to such derivatives contracts.

PASSIVE INVESTMENT RISK—The Fund is not actively managed and the Advisor does not attempt to take defensive positions in rising markets. Therefore, the Fund may be subject to greater losses in a rising market than a fund that is actively managed.

PORTFOLIO TURNOVER RISK—Periodic rebalancing of the Fund's holdings pursuant to its daily investment objective may lead to a greater number of portfolio transactions in the Fund than experienced by other mutual funds. Such frequent and active trading may lead to significantly higher transaction costs because of increased broker commissions associated with such transactions.

PREPAYMENT AND EXTENSION RISK—Prepayment risk is the risk that the principal on mortgage-backed securities, other asset-backed securities or any debt security with an embedded call option may be prepaid at any time, which could reduce the security's yield and market value. In the case of prepayment risk, if the investment is converted, prepaid or redeemed before maturity, the portfolio manager may not be able to invest the proceeds in other investments providing as high a level of income, resulting in a reduced yield to the Fund. The rate of prepayments tends to increase as interest rates fall, which could cause the average maturity of the portfolio to shorten. Conversely, extension risk is the risk that an unexpected rise in interest rates will extend the life of a mortgage- or asset-backed security beyond the prepayment time. If the Fund's investments are locked in at a lower interest rate for a longer period of time, the portfolio manager may be unable to capitalize on securities with higher interest rates or wider spreads.

REAL ESTATE INVESTMENT TRUST ("REIT") RISK—REITs are securities that invest substantially all of their assets in real estate, trade like stocks and may qualify for special tax considerations. Investments in REITs subject the Fund to risks associated with the direct ownership of real estate. Market conditions or events affecting the overall real estate and REIT markets, such as declining property values or rising interest rates, could have a negative impact on the real estate market and the value of REITs in general. REITs may be affected by changes in the value of the underlying property owned by the trusts, economic downturns which may have a material effect on the real estate in which the REITs invest and their underlying portfolio securities. Further, REITs are dependent upon specialized management skills and may have their investments in relatively few properties, or in a small geographic area or a single property type. Failure of a company to qualify as a REIT under federal tax law may have adverse consequences to the Fund. In addition, REITs have their own expenses, and the Fund will bear a proportionate share of those expenses.

REGULATORY AND LEGAL RISK—U.S. and non-U.S. governmental agencies and other regulators regularly implement additional regulations and legislators pass new laws that affect the investments held by the Fund, the strategies used by the Fund or the level of regulation or taxation applying to the Fund (such as regulations related to investments in derivatives and other transactions). These regulations and laws impact the investment strategies, performance, costs and operations of the Fund or taxation of shareholders.

REPURCHASE AGREEMENT RISK—The Fund's investment in repurchase agreements may be subject to market and credit risk with respect to the collateral securing the repurchase agreements. Investments in repurchase agreements

also may be subject to the risk that the market value of the underlying obligations may decline prior to the expiration of the repurchase agreement term.

SECTOR RISK—The Fund is subject to the Sector Risks described below.

Consumer Discretionary Sector Risk. The Fund's investments are exposed to issuers conducting business in the Consumer Discretionary Sector. The manufacturing segment of the Consumer Discretionary Sector includes automotive, household durable goods, leisure equipment and textiles and apparel. The services segment includes hotels, restaurants and other leisure facilities, media production and services, and consumer retailing and services. The Fund is subject to the risk that the securities of such issuers will underperform the market as a whole due to legislative or regulatory changes, adverse market conditions and/or increased competition affecting the Consumer Discretionary Sector. The performance of companies operating in the Consumer Discretionary Sector has historically been closely tied to the performance of the overall economy, and also is affected by economic growth, consumer confidence, attitudes and spending. Changes in demographics and consumer tastes also can affect the demand for, and success of, consumer products and services in the marketplace. Moreover, the Consumer Discretionary Sector encompasses those businesses that tend to be the most sensitive to economic cycles.

Financials Sector Risk. The Fund's investments are exposed to issuers conducting business in the Financials Sector. The Financials Sector includes companies involved in banking, thrifts and mortgage finance, specialized finance, consumer finance, asset management and custody banks, investment banking and brokerage, and insurance. It also includes the Financial Exchanges & Data and Mortgage Real Estate Investment Trusts (REITs) sub-industries. Certain Financials Sector issuers serve as counterparties with which the Fund may enter into derivatives agreements or other similar contractual arrangements. The Fund is subject to the risk that the securities of such issuers will underperform the market as a whole due to legislative or regulatory changes, adverse market conditions and/or increased competition affecting the Financials Sector, which may adversely affect a company's ability to fulfill its obligations as a financial counterparty. Companies operating in the Financials Sector are subject to extensive government regulation, which may limit the financial commitments they can make and the interest rates and fees they can charge. Profitability is largely dependent on the availability and cost of capital funds, and may fluctuate significantly when interest rates change or due to increased competition.

Health Care Sector Risk. The Fund's investments are exposed to issuers conducting business in the Health Care Sector. The Health Care Sector includes health care providers and services, companies that manufacture and distribute health care equipment and supplies, and health care technology companies. It also includes companies involved in the research, development, production and marketing of pharmaceuticals and biotechnology products. The Fund is subject to the risk that the securities of such issuers will underperform the market as a whole due to legislative or regulatory changes, adverse market conditions and/or increased competition affecting the Health Care Sector. The prices of the securities of companies operating in the Health Care Sector are closely tied to government regulation and approval of their products and services, which can have a significant effect on the price and availability of those products and services.

Industrials Sector Risk. The Fund's investments are exposed to issuers conducting business in the Industrials Sector. The Industrials Sector includes manufacturers and distributors of capital goods such as aerospace and defense, building projects, electrical equipment and machinery, and companies that offer construction and engineering services. It also includes providers of commercial and professional services including printing, environmental and facilities services, office services and supplies, security and alarm services, human resource and employment services, and research and consulting services. It also includes companies that provide transportation services. The Fund is subject to the risk that the securities of such issuers will underperform the market as a whole due to legislative or regulatory changes, adverse market conditions and/or increased competition affecting the Industrials Sector. The prices of the securities of companies operating in the Industrials Sector may fluctuate due to the level and volatility of commodity prices, the exchange value of the dollar, import controls, worldwide competition, liability for environmental damage, depletion of resources, and mandated expenditures for safety and pollution control devices.

Information Technology Sector Risk. The Fund's investments are exposed to issuers conducting business in the Information Technology Sector. The Information Technology Sector includes companies that offer

software and information technology services, manufacturers and distributors of technology hardware and equipment such as communications equipment, cellular phones, computers and peripherals, electronic equipment and related instruments and semiconductors. The Fund is subject to the risk that the securities of such issuers will underperform the market as a whole due to legislative or regulatory changes, adverse market conditions and/or increased competition affecting the Information Technology Sector. The prices of the securities of companies operating in the Information Technology Sector are closely tied to market competition, increased sensitivity to short product cycles and aggressive pricing, and problems with bringing products to market.

SHAREHOLDER TRADING RISK—The Fund may be used as a tool for certain investors that employ trading strategies involving frequent trading. Such trading strategies may lead to increased portfolio turnover in the Fund, higher transaction costs, and the possibility of increased short-term capital gains (which will be taxable to shareholders as ordinary income when distributed to them) and/or long-term capital gains. Large movements of assets into and out of the Fund due to active or frequent trading also may adversely affect the Fund's ability to achieve its investment objective.

SHORT SALES AND SHORT EXPOSURE RISK—Short selling a security involves selling a borrowed security with the expectation that the value of that security will decline, so that the security may be purchased at a lower price when returning the borrowed security. A short exposure through a derivative exposes the Fund to counterparty credit risk and leverage risk. The risk for loss on a short sale or other short exposure is greater than a direct investment in the security itself because the price of the borrowed security may rise, thereby increasing the price at which the security must be purchased. The risk of loss through a short sale or other short exposure may in some cases be theoretically unlimited. Government actions also may affect the Fund's ability to engage in short selling.

SMALL-CAPITALIZATION SECURITIES RISK—The Fund is subject to the risk that small-capitalization stocks may outperform other segments of the equity market or the equity market as a whole. Small-capitalization companies may be more vulnerable than larger, more established organizations to adverse business or economic developments. Securities of small-capitalization companies may experience much more price volatility, greater spreads between their bid and ask prices, significantly lower trading volumes, and cyclical or static growth prospects. Small-capitalization companies often have limited product lines, markets or financial resources, and may therefore be more vulnerable to adverse developments than larger capitalization companies.

TEMPORARY DEFENSIVE INVESTMENT RISK—The Advisor generally does not attempt to take defensive positions in the Fund in declining markets. Therefore, the Fund may be subject to greater losses in a declining market than a fund that does take defensive positions in declining markets.

TRACKING ERROR RISK—The Advisor may not be able to cause the Fund's performance to match that of the Fund's benchmark, either on a daily or aggregate basis. Factors such as Fund expenses, imperfect correlation between the Fund's investments and those of the underlying index, rounding of share prices, changes to the composition of the underlying index, regulatory policies, and high portfolio turnover rate all contribute to tracking error. Tracking error may cause the Fund's performance to be less than you expect.

TRADING HALT RISK—The Fund typically will hold futures contracts and short-term options. The major exchanges on which these contracts are traded, such as the Chicago Mercantile Exchange, have established limits on how much the trading price of a futures contract or option may decline over various time periods within a day, and may halt trading in a contract that exceeds such limits. If a trading halt occurs, the Fund may temporarily be unable to purchase or sell certain securities, futures contracts or options. Such a trading halt near the time the Fund prices its shares may limit the Fund's ability to fully invest its assets, which could increase tracking error and adversely affect performance, and may prevent the Fund from achieving its investment objective.

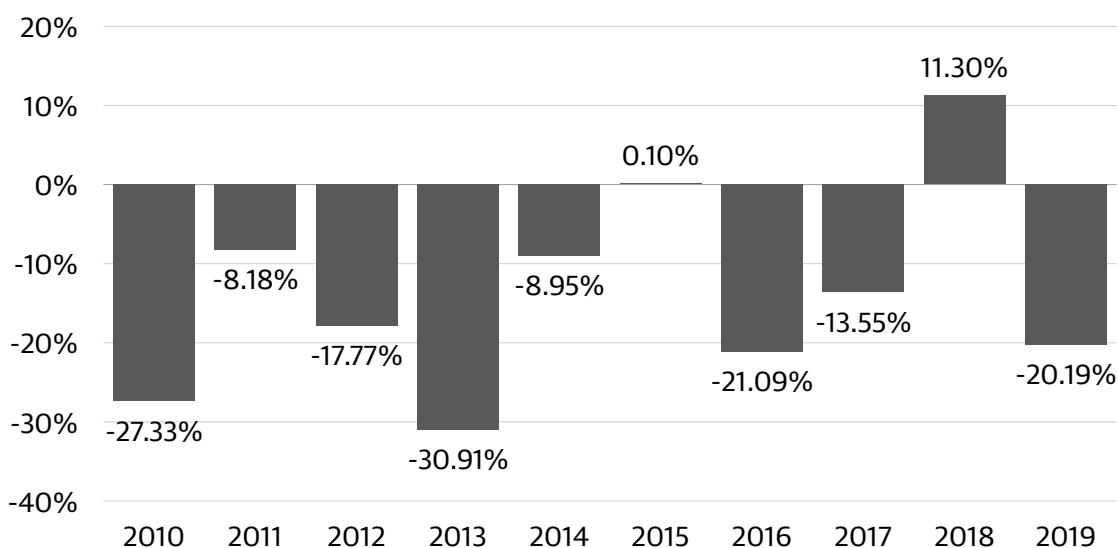
U.S. GOVERNMENT SECURITIES RISK—U.S. government securities may or may not be backed by the full faith and credit of the U.S. government. The value of U.S. government securities will fluctuate and such securities are subject to the risks associated with fixed-income and debt securities, particularly interest rate and credit risk.

PERFORMANCE INFORMATION

The following bar chart shows the performance of the Class H shares of the Fund from year to year. The variability of performance over time provides an indication of the risks of investing in the Fund. The following table shows the performance of the Class H shares of the Fund as an average over different periods of time in comparison to the performance of a broad-based market index. The figures in the bar chart and table assume the reinvestment of dividends and capital gains distributions. Of course, this past performance (before and after taxes) does not necessarily indicate how the Fund will perform in the future.

Updated performance information is available on the Fund's website at www.guggenheiminvestments.com or by calling 800.820.0888.

The performance information shown below for Class H shares is based on a calendar year. The year-to-date return for the period from January 1, 2020 through June 30, 2020 is -1.99%.



Highest Quarter Return
Q4 2018 24.35%

Lowest Quarter Return
Q4 2011 -17.28%

AVERAGE ANNUAL TOTAL RETURN (for periods ended December 31, 2019)

The after-tax returns presented in the table below are calculated using highest historical individual federal marginal income tax rates and do not reflect the impact of state and local taxes. Your actual after-tax returns will depend on your specific tax situation and may differ from those shown below. After-tax returns are not relevant to investors who hold shares of the Fund through tax-deferred arrangements, such as 401(k) plans or individual retirement accounts.

Class H	Past 1 Year	Past 5 Years	Past 10 Years
Return Before Taxes	-20.19%	-9.51%	-14.47%
Return After Taxes on Distributions	-20.43%	-9.57%	-14.50%
Return After Taxes on Distributions and Sale of Fund Shares	-11.95%	-6.90%	-8.82%
Russell 2000® Index (reflects no deduction for fees, expenses or taxes)	25.52%	9.64%	13.47%

MANAGEMENT

INVESTMENT ADVISOR

Security Investors, LLC, which operates under the name Guggenheim Investments, serves as the investment adviser of the Fund.

PORTFOLIO MANAGERS

- **Michael P. Byrum**, CFA, Senior Vice President. Mr. Byrum has been associated with the Advisor since 1993.
- **Ryan A. Harder**, CFA, Portfolio Manager. Mr. Harder has been associated with the Advisor since 2004.

PURCHASE AND SALE OF FUND SHARES

The minimum initial investment amounts and minimum account balance requirements for Class H accounts held through a third party (e.g., a brokerage account) are typically:

- \$1,000 for retirement accounts
- \$2,500 for all other accounts

Accounts opened through a financial intermediary (non-direct) will be subject to your financial intermediary's minimum initial investment amount and account balance requirements, which may be different than the amounts above.

Class H accounts held directly at Guggenheim Investments (other than those that are managed by financial professionals) are subject to a minimum initial investment and account balance of \$5,000 (including retirement accounts).

Direct accounts managed by financial professionals are not subject to minimum initial investment and minimum account balance requirements.

There are no minimum amounts for subsequent investments in the Fund except for subsequent investments made via Automated Clearing House ("ACH").

The Fund reserves the right to modify its minimum account balance requirements at any time, with or without prior notice to you.

The Fund redeems its shares continuously and investors may sell their shares back to the Fund on any day that the New York Stock Exchange (the "NYSE") is open for business (a "Business Day"). You will ordinarily submit your transaction order through your financial intermediary or other securities dealers through which you opened your shareholder account or through Guggenheim Investments directly. The Fund also offers you the option to send redemption orders to Guggenheim Investments by mail, fax or telephone.

TAX INFORMATION

Fund distributions are generally taxable as ordinary income or capital gains (or a combination of both), unless your investment is in an IRA or other tax-advantaged retirement account. Investments through a tax-advantaged retirement account may be subject to taxation upon withdrawal.

PAYMENTS TO BROKER-DEALERS AND OTHER FINANCIAL INTERMEDIARIES

If you purchase the Fund through a broker-dealer or other financial intermediary (such as a bank), the Fund and its related companies may pay the intermediary for the sale of Fund shares and related services. These payments may create a conflict of interest by influencing the broker-dealer or other intermediary and your sales person to recommend the Fund over another investment. Ask your sales person or visit your financial intermediary's website for more information.

DOW JONES INDUSTRIAL AVERAGE® FUND

INVESTMENT OBJECTIVE

The Dow Jones Industrial Average® Fund (the "Fund") seeks to provide investment results that match, before fees and expenses, the performance of a specific benchmark on a daily basis. The Fund's current benchmark is the Dow Jones Industrial Average® (the "underlying index").

FEES AND EXPENSES OF THE FUND

This table describes the fees and expenses that you may pay if you buy and hold Class H shares of the Fund.

SHAREHOLDER FEES (fees paid directly from your investment)	N/A
ANNUAL FUND OPERATING EXPENSES (expenses that you pay each year as a percentage of the value of your investment)	
Management Fees	0.75%
Distribution (12b-1) Fees	0.25%
Other Expenses*	0.66%
Acquired Fund Fees and Expenses	0.04%
Total Annual Fund Operating Expenses**	1.70%
Fee Waiver***	-0.02%
Total Annual Fund Operating Expenses After Fee Waiver**	1.68%

* "Other Expenses" does not include fees paid to the Fund's swap contract counterparties, or the management fees, performance fees, and expenses of the reference assets or trading vehicles underlying such swap contracts. These fees and expenses, which are not reflected in this Annual Fund Operating Expenses table, are embedded in the returns of the swap contracts (i.e., the fees and expenses reduce the investment returns of the swap contracts) and represent an indirect cost of investing in the Fund.

** The Total Annual Fund Operating Expenses and Total Annual Fund Operating Expenses After Fee Waiver in this fee table may not correlate to the expense ratios in the Fund's financial highlights and financial statements because the financial highlights and financial statements reflect only the operating expenses of the Fund and do not include Acquired Fund Fees and Expenses, which are fees and expenses incurred indirectly by the Fund through its investments in certain underlying investment companies.

*** The Advisor has contractually agreed through August 1, 2021, to waive the amount of the Fund's management fee to the extent necessary to offset the proportionate share of any management fee paid by the Fund with respect to any Fund investment in an underlying fund for which the Advisor or any of its affiliates also serves as investment manager. The agreement may be terminated by the Advisor at the conclusion of any one-year term or by the Fund's Board of Trustees at any time, and when the Advisor ceases to serve as such.

EXAMPLE

This Example is intended to help you compare the cost of investing in the Fund with the cost of investing in other mutual funds.

The Example assumes that you invest \$10,000 in the Fund for the time periods indicated and then redeem all of your shares at the end of those periods. The Example also assumes that your investment has a 5% return each year and that the Fund's operating expenses remain the same. Although your actual costs may be higher or lower, based on these assumptions your costs would be:

1 Year	3 Years	5 Years	10 Years
\$171	\$534	\$921	\$2,007

PORTFOLIO TURNOVER

The Fund pays transaction costs, such as commissions, when it buys and sells securities (or “turns over” its portfolio). A higher portfolio turnover rate may indicate higher transaction costs and may result in higher taxes when Fund shares are held in a taxable account. These costs, which are not reflected in the Total Annual Fund Operating Expenses or the Example, affect the Fund’s performance. During the most recent fiscal year, the Fund’s portfolio turnover rate was 186% of the average value of its portfolio. The Fund’s portfolio turnover rate is calculated without regard to cash instruments and most derivatives. If such instruments were included, the Fund’s portfolio turnover rate might be significantly higher.

PRINCIPAL INVESTMENT STRATEGIES

The Fund employs as its investment strategy a program of investing in substantially all of the securities in the underlying index and derivative instruments, which primarily consist of equity index swaps and swaps on exchange-traded funds (“ETFs”), futures contracts, and options on securities, futures contracts, and stock indices. While the Fund may write (sell) and purchase swaps, it expects primarily to purchase swaps. Swap agreements and futures and options contracts enable the Fund to pursue its objective without investing directly in the securities included in the underlying index or in the same proportion that those securities are represented in the underlying index. Certain of the Fund’s derivatives investments may be traded in the over-the-counter (“OTC”) market. Under normal circumstances, the Fund will invest at least 80% of its net assets, plus any borrowings for investment purposes, in securities of companies in the underlying index and derivatives and other instruments whose performance is expected to correspond to that of the underlying index.

Investments in derivative instruments, such as futures, options and swap agreements, have the economic effect of creating financial leverage in the Fund’s portfolio because such investments may give rise to losses that exceed the amount the Fund has invested in those instruments. Financial leverage will magnify, sometimes significantly, the Fund’s exposure to any increase or decrease in prices associated with a particular reference asset resulting in increased volatility in the value of the Fund’s portfolio. The value of the Fund’s portfolio is likely to experience greater volatility over short-term periods. While such financial leverage has the potential to produce greater gains, it also may result in greater losses, which in some cases may cause the Fund to liquidate other portfolio investments at a loss to comply with limits on leverage and asset segregation requirements imposed by the Investment Company Act of 1940 or to meet redemption requests.

The Dow Jones Industrial Average[®] is a price-weighted index of 30 “blue chip” U.S. stocks, which generally represent large-capitalization companies with a capitalization range of \$28.8 billion to \$1,577.4 billion as of June 30, 2020. To the extent the Fund’s underlying index is concentrated in a particular industry the Fund will necessarily be concentrated in that industry. The industries in which the underlying index components, and thus the Fund’s investments, may be concentrated will vary as the composition of the underlying index changes over time. While the Fund’s sector exposure may vary over time, as of June 30, 2020, the Fund has significant exposure to the Consumer Discretionary Sector, Consumer Staples Sector, Financials Sector, Health Care Sector, Industrials Sector, and Information Technology Sector, as each sector is defined by the Global Industry Classification Standard, a widely recognized industry classification methodology developed by MSCI, Inc. and Standard & Poor’s Financial Services LLC.

On a day-to-day basis, the Fund may hold U.S. government securities or cash equivalents. The Fund also may enter into repurchase agreements with counterparties that are deemed to present acceptable credit risks. In an effort to ensure that the Fund is fully invested on a day-to-day basis, the Fund may conduct any necessary trading activity at or just prior to the close of the U.S. financial markets. The Fund is non-diversified and, therefore, may invest a greater percentage of its assets in a particular issuer in comparison to a diversified fund.

The Fund may invest a portion of its assets, and at times, a substantial portion of its assets, in other short-term fixed-income investment companies advised by the Advisor, or an affiliate of the Advisor, for various purposes, including for liquidity management purposes (e.g., to increase yield on liquid investments used to collateralize derivatives positions) or when such investment companies present a more cost-effective investment option than direct investments in the underlying securities. Investments in these investment companies will significantly increase the portfolio’s exposure to certain other asset categories, including: (i) a broad range of high yield, high risk debt securities rated below the top four long-term rating categories by a nationally recognized statistical rating organization or, if unrated, determined by the Advisor to be of comparable quality (also known as “junk bonds”); (ii) securities issued by the U.S. government or its agencies and instrumentalities; (iii) collateralized loan obligations (“CLOs”), other asset-backed securities (including mortgage-backed securities) and similarly structured debt investments; and (iv) other

short-term fixed income securities. Such investments will expose the Fund to the risks of these asset categories and increases or decreases in the value of these investments may cause the Fund to deviate from its investment objective.

PRINCIPAL RISKS

As with all mutual funds, a shareholder is subject to the risk that his or her investment could lose money. In addition to this risk, the Fund is subject to the principal risks described below.

ASSET-BACKED AND MORTGAGE-BACKED SECURITIES RISK—Through its investments in other investment companies, the Fund may have exposure to asset-backed securities, including mortgage-backed securities and structured finance investments. Investors in these securities generally receive payments that are part interest and part return of principal. These payments may vary based on the rate at which the underlying borrowers pay off their loans. Some asset-backed securities, including mortgage-backed securities, may have structures that make their reaction to interest rates and other factors difficult to predict, making their prices very volatile and they are subject to liquidity risk. The terms of many structured finance investments and other instruments are tied to the London Interbank Offered Rate ("LIBOR"), which functions as a reference rate or benchmark. It is anticipated that LIBOR will be discontinued at the end of 2021, which may cause increased volatility and illiquidity in the markets for instruments with terms tied to LIBOR or other adverse consequences for these instruments. These events may adversely affect the Fund and its investments in such instruments.

CLO RISK—Through its investments in other investment companies, the Fund may have exposure to CLOs. A CLO is a trust typically collateralized by a pool of loans, which may include, among others, domestic and foreign senior secured loans, senior unsecured loans, and subordinate corporate loans, including loans that may be rated below investment grade or equivalent unrated loans. The cash flows from the trust are split into two or more portions, called tranches, varying in risk and yield. CLO tranches can experience substantial losses due to actual defaults, increased sensitivity to defaults due to collateral default and disappearance of protecting tranches, market anticipation of defaults, as well as aversion to CLO securities as a class. The risks of an investment in a CLO depend largely on the type of the collateral securities and the class of the CLO in which the Fund invests.

COUNTERPARTY CREDIT RISK—The Fund may invest in financial instruments involving counterparties that attempt to gain exposure to a particular group of securities, index or asset class without actually purchasing those securities or investments, or to hedge a position. The Fund's use of such financial instruments, including swap agreements, involves risks that are different from those associated with ordinary portfolio securities transactions. For example, the Fund is exposed to the risk that the counterparty may be unwilling or unable to make timely payments to meet its contractual obligations or may fail to return holdings that are subject to the agreement with the counterparty. If the counterparty becomes bankrupt or defaults on its payment obligations to the Fund, the Fund may not receive the full amount that it is entitled to receive. If this occurs, the value of your shares in the Fund will decrease.

CREDIT RISK—The Fund could lose money if the debt securities or other instruments in which it invests decline in price, or the issuer or guarantor of such instrument fails to pay interest or principal when due because the issuer or guarantor of the instrument experiences an actual or perceived decline in its financial status. Generally, credit risk is increased when a portfolio security is downgraded or the perceived creditworthiness of the issuer or guarantor deteriorates, though the effect of any credit rating downgrade can be uncertain. To the extent the Fund invests in below investment grade instruments, it will be exposed to a greater amount of credit risk than a fund which only invests in investment grade securities. In addition, to the extent the Fund uses credit derivatives, such use will expose it to additional risk in the event that the bonds underlying the derivatives default. The degree of credit risk depends on the issuer's or guarantor's financial condition and on the terms of the instruments.

DERIVATIVES RISK—The Fund's investments in derivatives may pose risks in addition to and greater than those associated with investing directly in securities or other investments, including risks relating to leverage, imperfect correlations with underlying investments or the Fund's other portfolio holdings, high price volatility, lack of availability, counterparty credit, liquidity, valuation and legal restrictions. Their use is a highly specialized activity that involves investment techniques and risks different from those associated with ordinary portfolio securities transactions. If the Advisor is incorrect about its expectations of market conditions, the use of derivatives could also result in a loss, which in some cases may be unlimited. Certain risks are specific to the derivatives in which the Fund invests.

SWAP AGREEMENTS RISK—Swap agreements are contracts among the Fund and a counterparty to exchange the return of the pre-determined underlying investment (such as the rate of return of the underlying index). Swap agreements may be negotiated bilaterally and traded OTC between two parties or, in some instances, must be transacted through a futures commission merchant and cleared through a clearinghouse that serves as a central counterparty. Risks associated with the use of swap agreements are different from those associated with ordinary portfolio securities transactions, due in part to the fact they could be considered illiquid and many swaps trade on the OTC market. Swaps are particularly subject to counterparty credit, correlation, valuation, liquidity and leveraging risks. Certain standardized swaps are subject to mandatory central clearing. Central clearing is expected to reduce counterparty credit risk and increase liquidity, but central clearing does not make swap transactions risk-free.

FUTURES CONTRACTS RISK—Futures contracts are typically exchange-traded contracts that call for the future delivery of an asset at a certain price and date, or cash settlement of the terms of the contract. Risks of futures contracts may be caused by an imperfect correlation between movements in the price of the instruments and the price of the underlying securities. In addition, there is the risk that the Fund may not be able to enter into a closing transaction because of an illiquid market. Exchanges can limit the number of positions that can be held or controlled by the Fund or the Advisor, thus limiting the ability to implement the Fund's strategies. Futures markets are highly volatile and the use of futures may increase the volatility of the Fund's net asset value ("NAV"). Futures also are subject to leverage risks and to liquidity risk.

OPTIONS CONTRACTS RISK—Options or options on futures contracts give the holder of the option the right to buy (or to sell) a position in a security or in a contract to the writer of the option, at a certain price. They are subject to correlation risk because there may be an imperfect correlation between the options and the securities markets that cause a given transaction to fail to achieve its objectives. The successful use of options depends on the Advisor's ability to correctly predict future price fluctuations and the degree of correlation between the options and securities markets. Exchanges can limit the number of positions that can be held or controlled by the Fund or the Advisor, thus limiting the ability to implement the Fund's strategies. Options also are particularly subject to leverage risk and can be subject to liquidity risk.

EARLY CLOSING RISK—The Fund is subject to the risk that unanticipated early closings of securities exchanges and other financial markets may result in the Fund's inability to buy or sell securities or other financial instruments on that day and may cause the Fund to incur substantial trading losses.

EQUITY RISK—The Fund is subject to the risk that the value of the equity securities and equity-based derivatives in the Fund's portfolio will decline due to volatility in the equity market caused by general market and economic conditions, perceptions regarding particular industries represented in the equity market, or factors relating to specific companies to which the Fund has investment exposure.

HIGH YIELD AND UNRATED SECURITIES RISK—The Fund's exposure to higher yielding, below investment grade and unrated high risk debt securities (commonly known as "junk bonds") may present additional risk because these securities may be less liquid and present greater credit risk than investment grade bonds. The price of high yield securities tends to be subject to greater volatility due to issuer-specific operating results and outlook and to real or perceived adverse economic and competitive industry conditions. This exposure may be obtained through investments in other investment companies.

INDUSTRY CONCENTRATION RISK—The Fund may concentrate (*i.e.*, invest more than 25% of its net assets) its investments in a limited number of issuers conducting business in the same industry or group of related industries. To the extent the Fund does so, the Fund is more vulnerable to adverse market, economic, regulatory, political or other developments affecting that industry or group of related industries than a fund that invests its assets more broadly. The industries in which the underlying index components, and thus the Fund's assets, may be concentrated will vary as the composition of the underlying index changes over time.

INTEREST RATE RISK—The market value of fixed income investments and related financial instruments will change in response to interest rate changes. During periods of falling interest rates, the values of fixed income securities generally rise. Conversely, during periods of rising interest rates, the values of such securities generally decline. Securities with greater interest rate sensitivity and longer maturities generally are subject to greater fluctuations in value. The Fund may invest in variable and floating rate securities. Although these instruments are generally less

sensitive to interest rate changes than fixed rate instruments, the value of floating rate and variable securities may decline if their interest rates do not rise as quickly, or as much, as general interest rates. Changes in government or central bank policy, including changes in tax policy or changes in a central bank's implementation of specific policy goals, may have a substantial impact on interest rates, and could have an adverse effect on prices for fixed income securities and on the performance of the Fund. In particular, interest rates in the U.S. are at or near historically low levels and as a result, fixed income securities markets may experience heightened levels of interest rate risk. Any unexpected or sudden reversal of the fiscal policy underlying current interest rate levels could adversely affect the value of the Fund. There can be no guarantee that any particular government or central bank policy will be continued, discontinued or changed, nor that any such policy will have the desired effect on interest rates.

INVESTMENT IN INVESTMENT VEHICLES RISK—Investing in other investment vehicles, including exchange-traded funds ("ETFs"), closed-end funds, affiliated short-term fixed income funds and other mutual funds, subjects the Fund to those risks affecting the investment vehicle, including the possibility that the value of the underlying securities held by the investment vehicle could decrease or the portfolio becomes illiquid. Moreover, the Fund and its shareholders will incur its pro rata share of the underlying vehicles' expenses, which will reduce the Fund's performance. In addition, investments in an ETF are subject to, among other risks, the risk that the ETF's shares may trade at a discount or premium relative to the NAV of the shares and the listing exchange may halt trading of the ETF's shares.

INVESTMENT IN LOANS RISK—Investing in loans involves special types of risks, including credit risk, interest rate risk, counterparty risk and prepayment risk. Loans may offer a fixed or floating interest rate. Loans are often generally below investment grade and may be unrated. Loans may be difficult to value and some can be subject to liquidity risk.

LARGE-CAPITALIZATION SECURITIES RISK—The Fund is subject to the risk that large-capitalization stocks may underperform other segments of the equity market or the equity market as a whole. Larger, more established companies may be unable to respond quickly to new competitive challenges such as changes in technology and may not be able to attain the high growth rate of smaller companies, especially during extended periods of economic expansion.

LIQUIDITY AND VALUATION RISK—In certain circumstances, it may be difficult for the Fund to purchase and sell a particular investment within a reasonable time at a fair price, or the price at which it has been valued by the Advisor for purposes of the Fund's NAV, causing the Fund to be less liquid. While the Fund intends to invest in liquid securities and financial instruments, under certain market conditions, such as when trading in a particular investment has been halted temporarily by an exchange because the maximum price change of that investment has been realized, it may be difficult or impossible for the Fund to liquidate such investments. In addition, the ability of the Fund to assign an accurate daily value to certain investments may be difficult, and the Advisor may be required to fair value the investments.

MARKET RISK—The market value of the securities and derivatives held by the Fund may fluctuate over time in response to factors affecting individual companies or other factors such as changing economic, political or financial markets.

NON-DIVERSIFICATION RISK—The Fund is considered non-diversified and can invest a greater portion of its assets in securities of individual issuers than a diversified fund. As a result, changes in the market value of a single issuer's securities could cause greater fluctuations in the value of Fund shares than would occur in a diversified fund. The Fund may become diversified for periods of time solely as a result of changes in the composition of the underlying index (e.g., changes in the relative market capitalization or weights of one or more index component stocks).

OTC TRADING RISK—Certain of the derivatives in which the Fund may invest may be traded (and privately negotiated) in the OTC market. While the OTC derivatives market is the primary trading venue for many derivatives, it is largely unregulated and provides for less transparency than a national securities or commodities exchange. As a result and similar to other privately negotiated contracts, the Fund is subject to counterparty credit risk with respect to such derivatives contracts.

PASSIVE INVESTMENT RISK—The Fund is not actively managed and the Advisor does not attempt to take defensive positions in declining markets. Therefore, the Fund may be subject to greater losses in a declining market than a fund that is actively managed.

PORTFOLIO TURNOVER RISK—Periodic rebalancing of the Fund's holdings pursuant to its daily investment objective may lead to a greater number of portfolio transactions in the Fund than experienced by other mutual funds. Such frequent and active trading may lead to significantly higher transaction costs because of increased broker commissions associated with such transactions.

PREPAYMENT AND EXTENSION RISK—Prepayment risk is the risk that the principal on mortgage-backed securities, other asset-backed securities or any debt security with an embedded call option may be prepaid at any time, which could reduce the security's yield and market value. In the case of prepayment risk, if the investment is converted, prepaid or redeemed before maturity, the portfolio manager may not be able to invest the proceeds in other investments providing as high a level of income, resulting in a reduced yield to the Fund. The rate of prepayments tends to increase as interest rates fall, which could cause the average maturity of the portfolio to shorten. Conversely, extension risk is the risk that an unexpected rise in interest rates will extend the life of a mortgage- or asset-backed security beyond the prepayment time. If the Fund's investments are locked in at a lower interest rate for a longer period of time, the portfolio manager may be unable to capitalize on securities with higher interest rates or wider spreads.

REGULATORY AND LEGAL RISK—U.S. and non-U.S. governmental agencies and other regulators regularly implement additional regulations and legislators pass new laws that affect the investments held by the Fund, the strategies used by the Fund or the level of regulation or taxation applying to the Fund (such as regulations related to investments in derivatives and other transactions). These regulations and laws impact the investment strategies, performance, costs and operations of the Fund or taxation of shareholders.

REPURCHASE AGREEMENT RISK—The Fund's investment in repurchase agreements may be subject to market and credit risk with respect to the collateral securing the repurchase agreements. Investments in repurchase agreements also may be subject to the risk that the market value of the underlying obligations may decline prior to the expiration of the repurchase agreement term.

SECTOR RISK—The Fund is subject to the Sector Risks described below.

Consumer Discretionary Sector Risk. The Fund's investments are exposed to issuers conducting business in the Consumer Discretionary Sector. The manufacturing segment of the Consumer Discretionary Sector includes automotive, household durable goods, leisure equipment and textiles and apparel. The services segment includes hotels, restaurants and other leisure facilities, media production and services, and consumer retailing and services. The Fund is subject to the risk that the securities of such issuers will underperform the market as a whole due to legislative or regulatory changes, adverse market conditions and/or increased competition affecting the Consumer Discretionary Sector. The performance of companies operating in the Consumer Discretionary Sector has historically been closely tied to the performance of the overall economy, and also is affected by economic growth, consumer confidence, attitudes and spending. Changes in demographics and consumer tastes also can affect the demand for, and success of, consumer products and services in the marketplace. Moreover, the Consumer Discretionary Sector encompasses those businesses that tend to be the most sensitive to economic cycles.

Consumer Staples Sector Risk. The Fund's investments are exposed to issuers conducting business in the Consumer Staples Sector. The Consumer Staples Sector includes manufacturers and distributors of food, beverages and tobacco and producers of non-durable household goods and personal products. It also includes food and drug retailing companies as well as hypermarkets and consumer super centers. The Fund is subject to the risk that the securities of such issuers will underperform the market as a whole due to legislative or regulatory changes, adverse market conditions and/or increased competition affecting the Consumer Staples Sector. The performance of companies operating in the Consumer Staples Sector has historically been closely tied to the performance of the overall economy, and also is affected by consumer confidence, demands and preferences, and spending. In addition, companies in the Consumer Staples Sector may be subject to risks pertaining to the supply of, demand for, and prices of raw materials.

Financials Sector Risk. The Fund's investments are exposed to issuers conducting business in the Financials Sector. The Financials Sector includes companies involved in banking, thrifts and mortgage finance, specialized finance, consumer finance, asset management and custody banks, investment banking and brokerage, and insurance. It also includes the Financial Exchanges & Data and Mortgage Real Estate

Investment Trusts (REITs) sub-industries. Certain Financials Sector issuers serve as counterparties with which the Fund may enter into derivatives agreements or other similar contractual arrangements. The Fund is subject to the risk that the securities of such issuers will underperform the market as a whole due to legislative or regulatory changes, adverse market conditions and/or increased competition affecting the Financials Sector, which may adversely affect a company's ability to fulfill its obligations as a financial counterparty. Companies operating in the Financials Sector are subject to extensive government regulation, which may limit the financial commitments they can make and the interest rates and fees they can charge. Profitability is largely dependent on the availability and cost of capital funds, and may fluctuate significantly when interest rates change or due to increased competition.

Health Care Sector Risk. The Fund's investments are exposed to issuers conducting business in the Health Care Sector. The Health Care Sector includes health care providers and services, companies that manufacture and distribute health care equipment and supplies, and health care technology companies. It also includes companies involved in the research, development, production and marketing of pharmaceuticals and biotechnology products. The Fund is subject to the risk that the securities of such issuers will underperform the market as a whole due to legislative or regulatory changes, adverse market conditions and/or increased competition affecting the Health Care Sector. The prices of the securities of companies operating in the Health Care Sector are closely tied to government regulation and approval of their products and services, which can have a significant effect on the price and availability of those products and services.

Industrials Sector Risk. The Fund's investments are exposed to issuers conducting business in the Industrials Sector. The Industrials Sector includes manufacturers and distributors of capital goods such as aerospace and defense, building projects, electrical equipment and machinery, and companies that offer construction and engineering services. It also includes providers of commercial and professional services including printing, environmental and facilities services, office services and supplies, security and alarm services, human resource and employment services, and research and consulting services. It also includes companies that provide transportation services. The Fund is subject to the risk that the securities of such issuers will underperform the market as a whole due to legislative or regulatory changes, adverse market conditions and/or increased competition affecting the Industrials Sector. The prices of the securities of companies operating in the Industrials Sector may fluctuate due to the level and volatility of commodity prices, the exchange value of the dollar, import controls, worldwide competition, liability for environmental damage, depletion of resources, and mandated expenditures for safety and pollution control devices.

Information Technology Sector Risk. The Fund's investments are exposed to issuers conducting business in the Information Technology Sector. The Information Technology Sector includes companies that offer software and information technology services, manufacturers and distributors of technology hardware and equipment such as communications equipment, cellular phones, computers and peripherals, electronic equipment and related instruments and semiconductors. The Fund is subject to the risk that the securities of such issuers will underperform the market as a whole due to legislative or regulatory changes, adverse market conditions and/or increased competition affecting the Information Technology Sector. The prices of the securities of companies operating in the Information Technology Sector are closely tied to market competition, increased sensitivity to short product cycles and aggressive pricing, and problems with bringing products to market.

SHAREHOLDER TRADING RISK—The Fund may be used as a tool for certain investors that employ trading strategies involving frequent trading. Such trading strategies may lead to increased portfolio turnover in the Fund, higher transaction costs, and the possibility of increased short-term capital gains (which will be taxable to shareholders as ordinary income when distributed to them) and/or long-term capital gains. Large movements of assets into and out of the Fund due to active or frequent trading also may adversely affect the Fund's ability to achieve its investment objective.

TEMPORARY DEFENSIVE INVESTMENT RISK—The Advisor generally does not attempt to take defensive positions in the Fund in declining markets. Therefore, the Fund may be subject to greater losses in a declining market than a fund that does take defensive positions in declining markets.

TRACKING ERROR RISK—The Advisor may not be able to cause the Fund's performance to match that of the Fund's benchmark, either on a daily or aggregate basis. Factors such as Fund expenses, imperfect correlation between the

Fund's investments and those of the underlying index, rounding of share prices, changes to the composition of the underlying index, regulatory policies, and high portfolio turnover rate all contribute to tracking error. Tracking error may cause the Fund's performance to be less than you expect.

TRADING HALT RISK—The Fund typically will hold futures contracts and short-term options. The major exchanges on which these contracts are traded, such as the Chicago Mercantile Exchange, have established limits on how much the trading price of a futures contract or option may decline over various time periods within a day, and may halt trading in a contract that exceeds such limits. If a trading halt occurs, the Fund may temporarily be unable to purchase or sell certain securities, futures contracts or options. Such a trading halt near the time the Fund prices its shares may limit the Fund's ability to fully invest its assets, which could increase tracking error and adversely affect performance, and may prevent the Fund from achieving its investment objective.

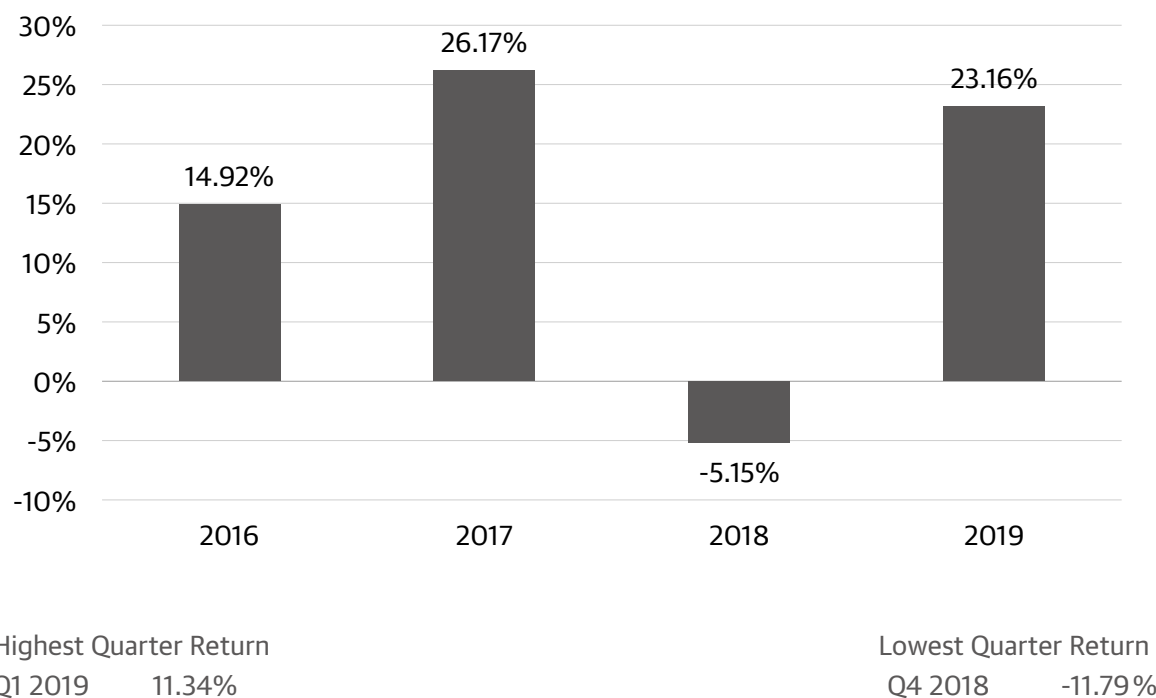
U.S. GOVERNMENT SECURITIES RISK—U.S. government securities may or may not be backed by the full faith and credit of the U.S. government. The value of U.S. government securities will fluctuate and such securities are subject to the risks associated with fixed-income and debt securities, particularly interest rate and credit risk.

PERFORMANCE INFORMATION

The following bar chart shows the performance of the Class H shares of the Fund from year to year. The variability of performance over time provides an indication of the risks of investing in the Fund. The following tables show the performance of the Class H shares of the Fund as an average over different periods of time in comparison to the performance of a broad-based market index. The figures in the bar chart and tables assume the reinvestment of dividends and capital gains distributions. Of course, this past performance (before and after taxes) does not necessarily indicate how the Fund will perform in the future.

Updated performance information is available on the Fund's website at www.guggenheiminvestments.com or by calling 800.820.0888.

The performance information shown below for Class H shares is based on a calendar year. The year-to-date return for the period from January 1, 2020 through June 30, 2020 is -9.65%.



AVERAGE ANNUAL TOTAL RETURN (for periods ended December 31, 2019)

The after-tax returns presented in the table below are calculated using highest historical individual federal marginal income tax rates and do not reflect the impact of state and local taxes. Your actual after-tax returns will depend on your specific tax situation and may differ from those shown below. After-tax returns are not relevant to investors who hold shares of the Fund through tax-deferred arrangements, such as 401(k) plans or individual retirement accounts.

Class H	Past 1 Year	Since Inception (12/1/2015)
Return Before Taxes	23.16%	13.03%
Return After Taxes on Distributions	21.18%	11.96%
Return After Taxes on Distributions and Sale of Fund Shares	13.68%	9.81%
Dow Jones Industrial Average® (reflects no deduction for fees, expenses or taxes)	25.34%	14.87%

MANAGEMENT

INVESTMENT ADVISOR

Security Investors, LLC, which operates under the name Guggenheim Investments, serves as the investment adviser of the Fund.

PORTFOLIO MANAGERS

- **Michael P. Byrum**, CFA, Senior Vice President. Mr. Byrum has been associated with the Advisor since 1993.
- **Ryan A. Harder**, CFA, Portfolio Manager. Mr. Harder has been associated with the Advisor since 2004.

PURCHASE AND SALE OF FUND SHARES

The minimum initial investment amounts and minimum account balance requirements for Class H accounts held through a third party (e.g., a brokerage account) are typically:

- \$1,000 for retirement accounts
- \$2,500 for all other accounts

Accounts opened through a financial intermediary (non-direct) will be subject to your financial intermediary's minimum initial investment amount and account balance requirements, which may be different than the amounts above.

Class H accounts held directly at Guggenheim Investments (other than those that are managed by financial professionals) are subject to a minimum initial investment and account balance of \$5,000 (including retirement accounts).

Direct accounts managed by financial professionals are not subject to minimum initial investment and minimum account balance requirements.

There are no minimum amounts for subsequent investments in the Fund except for subsequent investments made via Automated Clearing House ("ACH").

The Fund reserves the right to modify its minimum account balance requirements at any time, with or without prior notice to you.

The Fund redeems its shares continuously and investors may sell their shares back to the Fund on any day that the New York Stock Exchange (the "NYSE") is open for business (a "Business Day"). You will ordinarily submit your transaction order through your financial intermediary or other securities dealers through which you opened your

shareholder account or through Guggenheim Investments directly. The Fund also offers you the option to send redemption orders to Guggenheim Investments by mail, fax or telephone.

TAX INFORMATION

Fund distributions are generally taxable as ordinary income, qualified dividend income, or capital gains (or a combination thereof), unless your investment is in an IRA or other tax-advantaged retirement account. Investments through a tax-advantaged retirement account may be subject to taxation upon withdrawal.

PAYMENTS TO BROKER-DEALERS AND OTHER FINANCIAL INTERMEDIARIES

If you purchase the Fund through a broker-dealer or other financial intermediary (such as a bank), the Fund and its related companies may pay the intermediary for the sale of Fund shares and related services. These payments may create a conflict of interest by influencing the broker-dealer or other intermediary and your sales person to recommend the Fund over another investment. Ask your sales person or visit your financial intermediary's website for more information.

S&P 500® PURE GROWTH FUND

INVESTMENT OBJECTIVE

The S&P 500® Pure Growth Fund (the "Fund") seeks to provide investment results that match, before fees and expenses, the performance of a benchmark for large-cap growth securities on a daily basis. The Fund's current benchmark is the S&P 500 Pure Growth Index (the "underlying index").

FEES AND EXPENSES OF THE FUND

This table describes the fees and expenses that you may pay if you buy and hold Class H shares of the Fund.

SHAREHOLDER FEES <i>(fees paid directly from your investment)</i>	N/A
ANNUAL FUND OPERATING EXPENSES <i>(expenses that you pay each year as a percentage of the value of your investment)</i>	
Management Fees	0.75%
Distribution (12b-1) Fees	0.25%
Other Expenses	0.63%
Total Annual Fund Operating Expenses	1.63%

EXAMPLE

This Example is intended to help you compare the cost of investing in the Fund with the cost of investing in other mutual funds.

The Example assumes that you invest \$10,000 in the Fund for the time periods indicated and then redeem all of your shares at the end of those periods. The Example also assumes that your investment has a 5% return each year and that the Fund's operating expenses remain the same. Although your actual costs may be higher or lower, based on these assumptions your costs would be:

1 Year	3 Years	5 Years	10 Years
\$166	\$514	\$886	\$1,933

PORTFOLIO TURNOVER

The Fund pays transaction costs, such as commissions, when it buys and sells securities (or "turns over" its portfolio). A higher portfolio turnover rate may indicate higher transaction costs and may result in higher taxes when Fund shares are held in a taxable account. These costs, which are not reflected in the Total Annual Fund Operating Expenses or the Example, affect the Fund's performance. During the most recent fiscal year, the Fund's portfolio turnover rate was 282% of the average value of its portfolio. The Fund's portfolio turnover rate is calculated without regard to cash instruments and most derivatives. If such instruments were included, the Fund's portfolio turnover rate might be significantly higher.

PRINCIPAL INVESTMENT STRATEGIES

The Fund employs as its investment strategy a program of investing in the common stock of companies that are generally within the capitalization range of the underlying index and derivative instruments, which primarily consist of equity index swaps, futures contracts, and options on securities, futures contracts, and stock indices. While the Fund may write (sell) and purchase swaps, it expects primarily to purchase swaps. Equity index swaps and futures and options contracts enable the Fund to pursue its investment objective without investing directly in the securities included in the underlying index or in the same proportion that those securities are represented in the underlying index. Certain of the Fund's derivatives investments may be traded in the over-the-counter ("OTC") market. Under normal circumstances, the Fund will invest at least 80% of its net assets, plus any borrowings for investment purposes, in securities of companies in the underlying index and derivatives and other instruments whose performance is expected to correspond to that of the underlying index.

Investments in derivative instruments, such as futures, options and swap agreements, have the economic effect of creating financial leverage in the Fund's portfolio because such investments may give rise to losses that exceed the

amount the Fund has invested in those instruments. Financial leverage will magnify, sometimes significantly, the Fund's exposure to any increase or decrease in prices associated with a particular reference asset resulting in increased volatility in the value of the Fund's portfolio. The value of the Fund's portfolio is likely to experience greater volatility over short-term periods. While such financial leverage has the potential to produce greater gains, it also may result in greater losses, which in some cases may cause the Fund to liquidate other portfolio investments at a loss to comply with limits on leverage and asset segregation requirements imposed by the Investment Company Act of 1940 or to meet redemption requests.

The S&P 500 Pure Growth Index is composed of those constituents of the S&P 500[®] that exhibit the strongest growth characteristics as measured using three factors: sales growth, ratio of earnings change to price, and momentum. The S&P 500[®] Index is a capitalization-weighted index composed of 500 common stocks, which are chosen by the Standard & Poor's Corporation on a statistical basis, and which generally represent large-capitalization companies with capitalizations ranging from \$2.7 billion to \$1,577.4 billion as of June 30, 2020. As of June 30, 2020, the S&P 500 Pure Growth Index included companies with capitalizations ranging from \$3.2 billion to \$1,577.4 billion. To the extent the Fund's underlying index is concentrated in a particular industry the Fund will necessarily be concentrated in that industry. The industries in which the underlying index components, and thus the Fund's investments, may be concentrated will vary as the composition of the underlying index changes over time. While the Fund's sector exposure may vary over time, as of June 30, 2020, the Fund has significant exposure to the Consumer Discretionary Sector, Health Care Sector, Industrials Sector, and Information Technology Sector, as each sector is defined by the Global Industry Classification Standard, a widely recognized industry classification methodology developed by MSCI, Inc. and Standard & Poor's Financial Services LLC.

On a day-to-day basis, the Fund may hold short-term U.S. government securities or cash equivalents to collateralize its derivatives positions. In an effort to ensure that the Fund is fully invested on a day-to-day basis, the Fund may conduct any necessary trading activity at or just prior to the close of the U.S. financial markets. The Fund is non-diversified and, therefore, may invest a greater percentage of its assets in a particular issuer in comparison to a diversified fund.

PRINCIPAL RISKS

As with all mutual funds, a shareholder is subject to the risk that his or her investment could lose money. In addition to this risk, the Fund is subject to the principal risks described below.

COUNTERPARTY CREDIT RISK—The Fund may invest in financial instruments involving counterparties that attempt to gain exposure to a particular group of securities, index or asset class without actually purchasing those securities or investments, or to hedge a position. The Fund's use of such financial instruments, including swap agreements, involves risks that are different from those associated with ordinary portfolio securities transactions. For example, the Fund is exposed to the risk that the counterparty may be unwilling or unable to make timely payments to meet its contractual obligations or may fail to return holdings that are subject to the agreement with the counterparty. If the counterparty becomes bankrupt or defaults on its payment obligations to the Fund, the Fund may not receive the full amount that it is entitled to receive. If this occurs, the value of your shares in the Fund will decrease.

DERIVATIVES RISK—The Fund's investments in derivatives may pose risks in addition to and greater than those associated with investing directly in securities or other investments, including risks relating to leverage, imperfect correlations with underlying investments or the Fund's other portfolio holdings, high price volatility, lack of availability, counterparty credit, liquidity, valuation and legal restrictions. Their use is a highly specialized activity that involves investment techniques and risks different from those associated with ordinary portfolio securities transactions. If the Advisor is incorrect about its expectations of market conditions, the use of derivatives could also result in a loss, which in some cases may be unlimited. Certain risks are specific to the derivatives in which the Fund invests.

SWAP AGREEMENTS RISK—Swap agreements are contracts among the Fund and a counterparty to exchange the return of the pre-determined underlying investment (such as the rate of return of the underlying index). Swap agreements may be negotiated bilaterally and traded OTC between two parties or, in some instances, must be transacted through a futures commission merchant and cleared through a clearinghouse that serves as a central counterparty. Risks associated with the use of swap agreements are different from those associated with ordinary portfolio securities transactions, due in part to the fact they could be considered illiquid and many swaps trade on the OTC market. Swaps are particularly subject to counterparty credit, correlation, valuation,

liquidity and leveraging risks. Certain standardized swaps are subject to mandatory central clearing. Central clearing is expected to reduce counterparty credit risk and increase liquidity, but central clearing does not make swap transactions risk-free.

FUTURES CONTRACTS RISK—Futures contracts are typically exchange-traded contracts that call for the future delivery of an asset at a certain price and date, or cash settlement of the terms of the contract. Risks of futures contracts may be caused by an imperfect correlation between movements in the price of the instruments and the price of the underlying securities. In addition, there is the risk that the Fund may not be able to enter into a closing transaction because of an illiquid market. Exchanges can limit the number of positions that can be held or controlled by the Fund or the Advisor, thus limiting the ability to implement the Fund's strategies. Futures markets are highly volatile and the use of futures may increase the volatility of the Fund's net asset value ("NAV"). Futures also are subject to leverage risks and to liquidity risk.

OPTIONS CONTRACTS RISK—Options or options on futures contracts give the holder of the option the right to buy (or to sell) a position in a security or in a contract to the writer of the option, at a certain price. They are subject to correlation risk because there may be an imperfect correlation between the options and the securities markets that cause a given transaction to fail to achieve its objectives. The successful use of options depends on the Advisor's ability to correctly predict future price fluctuations and the degree of correlation between the options and securities markets. Exchanges can limit the number of positions that can be held or controlled by the Fund or the Advisor, thus limiting the ability to implement the Fund's strategies. Options also are particularly subject to leverage risk and can be subject to liquidity risk.

EARLY CLOSING RISK—The Fund is subject to the risk that unanticipated early closings of securities exchanges and other financial markets may result in the Fund's inability to buy or sell securities or other financial instruments on that day and may cause the Fund to incur substantial trading losses.

EQUITY RISK—The Fund is subject to the risk that the value of the equity securities and equity-based derivatives in the Fund's portfolio will decline due to volatility in the equity market caused by general market and economic conditions, perceptions regarding particular industries represented in the equity market, or factors relating to specific companies to which the Fund has investment exposure.

GROWTH STOCKS RISK—Growth stocks typically invest a high portion of their earnings back into their business and may lack the dividend yield that could cushion their decline in a market downturn. Growth stocks may be more volatile than other stocks because they are more sensitive to investor perceptions regarding the growth potential of the issuing company.

INDUSTRY CONCENTRATION RISK—The Fund may concentrate (*i.e.*, invest more than 25% of its net assets) its investments in a limited number of issuers conducting business in the same industry or group of related industries. To the extent the Fund does so, the Fund is more vulnerable to adverse market, economic, regulatory, political or other developments affecting that industry or group of related industries than a fund that invests its assets more broadly. The industries in which the underlying index components, and thus the Fund's assets, may be concentrated will vary as the composition of the underlying index changes over time.

LARGE-CAPITALIZATION SECURITIES RISK—The Fund is subject to the risk that large-capitalization stocks may underperform other segments of the equity market or the equity market as a whole. Larger, more established companies may be unable to respond quickly to new competitive challenges such as changes in technology and may not be able to attain the high growth rate of smaller companies, especially during extended periods of economic expansion.

MARKET RISK—The market value of the securities and derivatives held by the Fund may fluctuate over time in response to factors affecting individual companies or other factors such as changing economic, political or financial markets.

NON-DIVERSIFICATION RISK—The Fund is considered non-diversified and can invest a greater portion of its assets in securities of individual issuers than a diversified fund. As a result, changes in the market value of a single issuer's securities could cause greater fluctuations in the value of Fund shares than would occur in a diversified fund. The Fund may become diversified for periods of time solely as a result of changes in the composition of the underlying index (*e.g.*, changes in the relative market capitalization or weights of one or more index component stocks).

OTC TRADING RISK—Certain of the derivatives in which the Fund may invest may be traded (and privately negotiated) in the OTC market. While the OTC derivatives market is the primary trading venue for many derivatives, it is largely unregulated and provides for less transparency than a national securities or commodities exchange. As a result and similar to other privately negotiated contracts, the Fund is subject to counterparty credit risk with respect to such derivatives contracts.

PASSIVE INVESTMENT RISK—The Fund is not actively managed and the Advisor does not attempt to take defensive positions in declining markets. Therefore, the Fund may be subject to greater losses in a declining market than a fund that is actively managed.

PORTFOLIO TURNOVER RISK—Periodic rebalancing of the Fund's holdings pursuant to its daily investment objective may lead to a greater number of portfolio transactions in the Fund than experienced by other mutual funds. Such frequent and active trading may lead to significantly higher transaction costs because of increased broker commissions associated with such transactions.

REGULATORY AND LEGAL RISK—U.S. and non-U.S. governmental agencies and other regulators regularly implement additional regulations and legislators pass new laws that affect the investments held by the Fund, the strategies used by the Fund or the level of regulation or taxation applying to the Fund (such as regulations related to investments in derivatives and other transactions). These regulations and laws impact the investment strategies, performance, costs and operations of the Fund or taxation of shareholders.

SECTOR RISK—The Fund is subject to the Sector Risks described below.

Consumer Discretionary Sector Risk. The Fund's investments are exposed to issuers conducting business in the Consumer Discretionary Sector. The manufacturing segment of the Consumer Discretionary Sector includes automotive, household durable goods, leisure equipment and textiles and apparel. The services segment includes hotels, restaurants and other leisure facilities, media production and services, and consumer retailing and services. The Fund is subject to the risk that the securities of such issuers will underperform the market as a whole due to legislative or regulatory changes, adverse market conditions and/or increased competition affecting the Consumer Discretionary Sector. The performance of companies operating in the Consumer Discretionary Sector has historically been closely tied to the performance of the overall economy, and also is affected by economic growth, consumer confidence, attitudes and spending. Changes in demographics and consumer tastes also can affect the demand for, and success of, consumer products and services in the marketplace. Moreover, the Consumer Discretionary Sector encompasses those businesses that tend to be the most sensitive to economic cycles.

Health Care Sector Risk. The Fund's investments are exposed to issuers conducting business in the Health Care Sector. The Health Care Sector includes health care providers and services, companies that manufacture and distribute health care equipment and supplies, and health care technology companies. It also includes companies involved in the research, development, production and marketing of pharmaceuticals and biotechnology products. The Fund is subject to the risk that the securities of such issuers will underperform the market as a whole due to legislative or regulatory changes, adverse market conditions and/or increased competition affecting the Health Care Sector. The prices of the securities of companies operating in the Health Care Sector are closely tied to government regulation and approval of their products and services, which can have a significant effect on the price and availability of those products and services.

Industrials Sector Risk. The Fund's investments are exposed to issuers conducting business in the Industrials Sector. The Industrials Sector includes manufacturers and distributors of capital goods such as aerospace and defense, building projects, electrical equipment and machinery, and companies that offer construction and engineering services. It also includes providers of commercial and professional services including printing, environmental and facilities services, office services and supplies, security and alarm services, human resource and employment services, and research and consulting services. It also includes companies that provide transportation services. The Fund is subject to the risk that the securities of such issuers will underperform the market as a whole due to legislative or regulatory changes, adverse market conditions and/or increased competition affecting the Industrials Sector. The prices of the securities of companies operating in the Industrials Sector may fluctuate due to the level and volatility of commodity prices, the exchange value of

the dollar, import controls, worldwide competition, liability for environmental damage, depletion of resources, and mandated expenditures for safety and pollution control devices.

Information Technology Sector Risk. The Fund's investments are exposed to issuers conducting business in the Information Technology Sector. The Information Technology Sector includes companies that offer software and information technology services, manufacturers and distributors of technology hardware and equipment such as communications equipment, cellular phones, computers and peripherals, electronic equipment and related instruments and semiconductors. The Fund is subject to the risk that the securities of such issuers will underperform the market as a whole due to legislative or regulatory changes, adverse market conditions and/or increased competition affecting the Information Technology Sector. The prices of the securities of companies operating in the Information Technology Sector are closely tied to market competition, increased sensitivity to short product cycles and aggressive pricing, and problems with bringing products to market.

SHAREHOLDER TRADING RISK—The Fund may be used as a tool for certain investors that employ trading strategies involving frequent trading. Such trading strategies may lead to increased portfolio turnover in the Fund, higher transaction costs, and the possibility of increased short-term capital gains (which will be taxable to shareholders as ordinary income when distributed to them) and/or long-term capital gains. Large movements of assets into and out of the Fund due to active or frequent trading also may adversely affect the Fund's ability to achieve its investment objective.

TEMPORARY DEFENSIVE INVESTMENT RISK—The Advisor generally does not attempt to take defensive positions in the Fund in declining markets. Therefore, the Fund may be subject to greater losses in a declining market than a fund that does take defensive positions in declining markets.

TRACKING ERROR RISK—The Advisor may not be able to cause the Fund's performance to match that of the Fund's benchmark, either on a daily or aggregate basis. Factors such as Fund expenses, imperfect correlation between the Fund's investments and those of the underlying index, rounding of share prices, changes to the composition of the underlying index, regulatory policies, and high portfolio turnover rate all contribute to tracking error. Tracking error may cause the Fund's performance to be less than you expect.

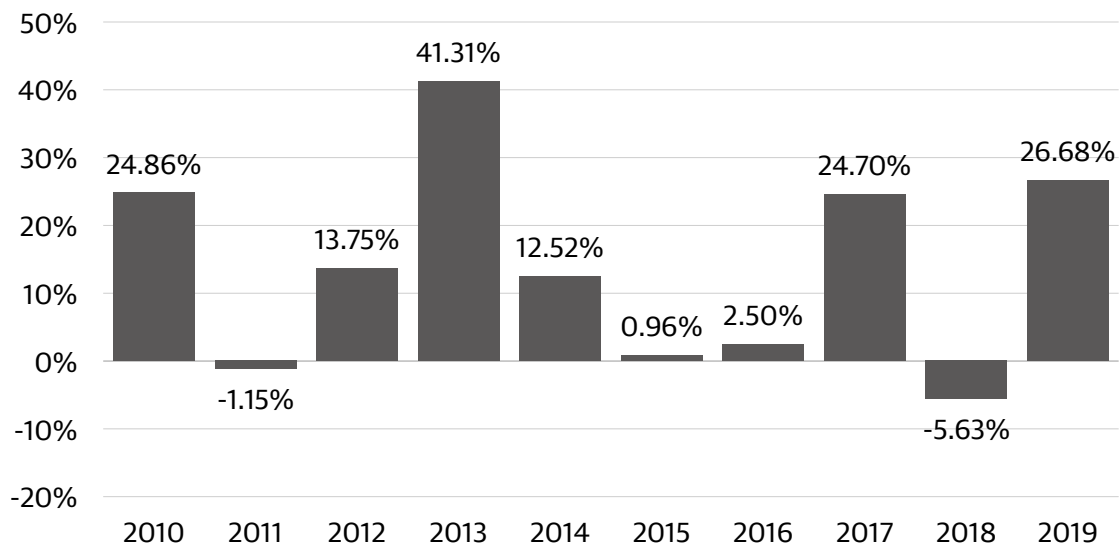
TRADING HALT RISK—The Fund typically will hold futures contracts and short-term options. The major exchanges on which these contracts are traded, such as the Chicago Mercantile Exchange, have established limits on how much the trading price of a futures contract or option may decline over various time periods within a day, and may halt trading in a contract that exceeds such limits. If a trading halt occurs, the Fund may temporarily be unable to purchase or sell certain securities, futures contracts or options. Such a trading halt near the time the Fund prices its shares may limit the Fund's ability to fully invest its assets, which could increase tracking error and adversely affect performance, and may prevent the Fund from achieving its investment objective.

PERFORMANCE INFORMATION

The following bar chart shows the performance of the Class H shares of the Fund from year to year. The variability of performance over time provides an indication of the risks of investing in the Fund. The following table shows the performance of the Class H shares of the Fund as an average over different periods of time in comparison to the performance of a broad-based market index. The figures in the bar chart and table assume the reinvestment of dividends and capital gains distributions. Of course, this past performance (before and after taxes) does not necessarily indicate how the Fund will perform in the future.

Updated performance information is available on the Fund's website at www.guggenheiminvestments.com or by calling 800.820.0888.

The performance information shown below for Class H shares is based on a calendar year. The year-to-date return for the period from January 1, 2020 through June 30, 2020 is 1.83%.



Highest Quarter Return
Q3 2010 18.01%

Lowest Quarter Return
Q4 2018 -17.15 %

AVERAGE ANNUAL TOTAL RETURN (for periods ended December 31, 2019)

The after-tax returns presented in the table below are calculated using highest historical individual federal marginal income tax rates and do not reflect the impact of state and local taxes. Your actual after-tax returns will depend on your specific tax situation and may differ from those shown below. After-tax returns are not relevant to investors who hold shares of the Fund through tax-deferred arrangements, such as 401(k) plans or individual retirement accounts.

Class H	Past 1 Year	Past 5 Years	Past 10 Years
Return Before Taxes	26.68%	9.06%	13.16%
Return After Taxes on Distributions	25.15%	7.84%	12.37%
Return After Taxes on Distributions and Sale of Fund Shares	16.84%	6.79%	10.77%
S&P 500 Pure Growth Index (reflects no deduction for fees, expenses or taxes)	28.92%	10.89%	15.13%

MANAGEMENT

INVESTMENT ADVISOR

Security Investors, LLC, which operates under the name Guggenheim Investments, serves as the investment adviser of the Fund.

PORTFOLIO MANAGERS

- **Michael P. Byrum**, CFA, Senior Vice President. Mr. Byrum has been associated with the Advisor since 1993.
- **Ryan A. Harder**, CFA, Portfolio Manager. Mr. Harder has been associated with the Advisor since 2004.

PURCHASE AND SALE OF FUND SHARES

The minimum initial investment amounts and minimum account balance requirements for Class H accounts held through a third party (e.g., a brokerage account) are typically:

- \$1,000 for retirement accounts
- \$2,500 for all other accounts

Accounts opened through a financial intermediary (non-direct) will be subject to your financial intermediary's minimum initial investment amount and account balance requirements, which may be different than the amounts above.

Class H accounts held directly at Guggenheim Investments (other than those that are managed by financial professionals) are subject to a minimum initial investment and account balance of \$5,000 (including retirement accounts).

Direct accounts managed by financial professionals are not subject to minimum initial investment and minimum account balance requirements.

There are no minimum amounts for subsequent investments in the Fund except for subsequent investments made via Automated Clearing House ("ACH").

The Fund reserves the right to modify its minimum account balance requirements at any time, with or without prior notice to you.

The Fund redeems its shares continuously and investors may sell their shares back to the Fund on any day that the New York Stock Exchange (the "NYSE") is open for business (a "Business Day"). You will ordinarily submit your transaction order through your financial intermediary or other securities dealers through which you opened your shareholder account or through Guggenheim Investments directly. The Fund also offers you the option to send redemption orders to Guggenheim Investments by mail, fax or telephone.

TAX INFORMATION

Fund distributions are generally taxable as ordinary income, qualified dividend income, or capital gains (or a combination thereof), unless your investment is in an IRA or other tax-advantaged retirement account. Investments through a tax-advantaged retirement account may be subject to taxation upon withdrawal.

PAYMENTS TO BROKER-DEALERS AND OTHER FINANCIAL INTERMEDIARIES

If you purchase the Fund through a broker-dealer or other financial intermediary (such as a bank), the Fund and its related companies may pay the intermediary for the sale of Fund shares and related services. These payments may create a conflict of interest by influencing the broker-dealer or other intermediary and your sales person to recommend the Fund over another investment. Ask your sales person or visit your financial intermediary's website for more information.

S&P 500® PURE VALUE FUND

INVESTMENT OBJECTIVE

The S&P 500® Pure Value Fund (the "Fund") seeks to provide investment results that match, before fees and expenses, the performance of a benchmark for large-cap value securities on a daily basis. The Fund's current benchmark is the S&P 500 Pure Value Index (the "underlying index").

FEES AND EXPENSES OF THE FUND

This table describes the fees and expenses that you may pay if you buy and hold Class H shares of the Fund.

SHAREHOLDER FEES <i>(fees paid directly from your investment)</i>	N/A
ANNUAL FUND OPERATING EXPENSES <i>(expenses that you pay each year as a percentage of the value of your investment)</i>	
Management Fees	0.75%
Distribution (12b-1) Fees	0.25%
Other Expenses	0.63%
Total Annual Fund Operating Expenses	1.63%

EXAMPLE

This Example is intended to help you compare the cost of investing in the Fund with the cost of investing in other mutual funds.

The Example assumes that you invest \$10,000 in the Fund for the time periods indicated and then redeem all of your shares at the end of those periods. The Example also assumes that your investment has a 5% return each year and that the Fund's operating expenses remain the same. Although your actual costs may be higher or lower, based on these assumptions your costs would be:

1 Year	3 Years	5 Years	10 Years
\$166	\$514	\$886	\$1,933

PORTFOLIO TURNOVER

The Fund pays transaction costs, such as commissions, when it buys and sells securities (or "turns over" its portfolio). A higher portfolio turnover rate may indicate higher transaction costs and may result in higher taxes when Fund shares are held in a taxable account. These costs, which are not reflected in the Total Annual Fund Operating Expenses or the Example, affect the Fund's performance. During the most recent fiscal year, the Fund's portfolio turnover rate was 254% of the average value of its portfolio. The Fund's portfolio turnover rate is calculated without regard to cash instruments and most derivatives. If such instruments were included, the Fund's portfolio turnover rate might be significantly higher.

PRINCIPAL INVESTMENT STRATEGIES

The Fund employs as its investment strategy a program of investing in the common stock of companies that are generally within the capitalization range of the underlying index and derivative instruments, which primarily consist of equity index swaps, futures contracts, and options on securities, futures contracts, and stock indices. While the Fund may write (sell) and purchase swaps, it expects primarily to purchase swaps. Equity index swaps and futures and options contracts enable the Fund to pursue its investment objective without investing directly in the securities included in the underlying index or in the same proportion that those securities are represented in the underlying index. Certain of the Fund's derivatives investments may be traded in the over-the-counter ("OTC") market. Under normal circumstances, the Fund will invest at least 80% of its net assets, plus any borrowings for investment purposes, in securities of companies in the underlying index and derivatives and other instruments whose performance is expected to correspond to that of the underlying index.

Investments in derivative instruments, such as futures, options and swap agreements, have the economic effect of creating financial leverage in the Fund's portfolio because such investments may give rise to losses that exceed the

amount the Fund has invested in those instruments. Financial leverage will magnify, sometimes significantly, the Fund's exposure to any increase or decrease in prices associated with a particular reference asset resulting in increased volatility in the value of the Fund's portfolio. The value of the Fund's portfolio is likely to experience greater volatility over short-term periods. While such financial leverage has the potential to produce greater gains, it also may result in greater losses, which in some cases may cause the Fund to liquidate other portfolio investments at a loss to comply with limits on leverage and asset segregation requirements imposed by the Investment Company Act of 1940 or to meet redemption requests.

The S&P 500 Pure Value Index is composed of those constituents of the S&P 500[®] that exhibit the strongest value characteristics as measured using three factors: the ratios of book value, earnings, and sales to price. The S&P 500[®] Index is a capitalization-weighted index composed of 500 common stocks, which are chosen by the Standard & Poor's Corporation on a statistical basis, and which generally represent large-capitalization companies with capitalizations ranging from \$2.7 billion to \$1,577.4 billion as of June 30, 2020. As of June 30, 2020, the S&P 500 Pure Value Index included companies with capitalizations ranging from \$3.1 billion to \$433.8 billion. To the extent the Fund's underlying index is concentrated in a particular industry the Fund will necessarily be concentrated in that industry. The industries in which the underlying index components, and thus the Fund's investments, may be concentrated will vary as the composition of the underlying index changes over time. While the Fund's sector exposure may vary over time, as of June 30, 2020, the Fund has significant exposure to the Consumer Discretionary Sector, Energy Sector, Financials Sector, and Health Care Sector, as each sector is defined by the Global Industry Classification Standard, a widely recognized industry classification methodology developed by MSCI, Inc. and Standard & Poor's Financial Services LLC.

On a day-to-day basis, the Fund may hold short-term U.S. government securities or cash equivalents to collateralize its derivatives positions. In an effort to ensure that the Fund is fully invested on a day-to-day basis, the Fund may conduct any necessary trading activity at or just prior to the close of the U.S. financial markets. The Fund is non-diversified and, therefore, may invest a greater percentage of its assets in a particular issuer in comparison to a diversified fund.

PRINCIPAL RISKS

As with all mutual funds, a shareholder is subject to the risk that his or her investment could lose money. In addition to this risk, the Fund is subject to the principal risks described below.

COUNTERPARTY CREDIT RISK—The Fund may invest in financial instruments involving counterparties that attempt to gain exposure to a particular group of securities, index or asset class without actually purchasing those securities or investments, or to hedge a position. The Fund's use of such financial instruments, including swap agreements, involves risks that are different from those associated with ordinary portfolio securities transactions. For example, the Fund is exposed to the risk that the counterparty may be unwilling or unable to make timely payments to meet its contractual obligations or may fail to return holdings that are subject to the agreement with the counterparty. If the counterparty becomes bankrupt or defaults on its payment obligations to the Fund, the Fund may not receive the full amount that it is entitled to receive. If this occurs, the value of your shares in the Fund will decrease.

DERIVATIVES RISK—The Fund's investments in derivatives may pose risks in addition to and greater than those associated with investing directly in securities or other investments, including risks relating to leverage, imperfect correlations with underlying investments or the Fund's other portfolio holdings, high price volatility, lack of availability, counterparty credit, liquidity, valuation and legal restrictions. Their use is a highly specialized activity that involves investment techniques and risks different from those associated with ordinary portfolio securities transactions. If the Advisor is incorrect about its expectations of market conditions, the use of derivatives could also result in a loss, which in some cases may be unlimited. Certain risks are specific to the derivatives in which the Fund invests.

SWAP AGREEMENTS RISK—Swap agreements are contracts among the Fund and a counterparty to exchange the return of the pre-determined underlying investment (such as the rate of return of the underlying index). Swap agreements may be negotiated bilaterally and traded OTC between two parties or, in some instances, must be transacted through a futures commission merchant and cleared through a clearinghouse that serves as a central counterparty. Risks associated with the use of swap agreements are different from those associated with ordinary portfolio securities transactions, due in part to the fact they could be considered illiquid and many swaps trade on the OTC market. Swaps are particularly subject to counterparty credit, correlation, valuation,

liquidity and leveraging risks. Certain standardized swaps are subject to mandatory central clearing. Central clearing is expected to reduce counterparty credit risk and increase liquidity, but central clearing does not make swap transactions risk-free.

FUTURES CONTRACTS RISK—Futures contracts are typically exchange-traded contracts that call for the future delivery of an asset at a certain price and date, or cash settlement of the terms of the contract. Risks of futures contracts may be caused by an imperfect correlation between movements in the price of the instruments and the price of the underlying securities. In addition, there is the risk that the Fund may not be able to enter into a closing transaction because of an illiquid market. Exchanges can limit the number of positions that can be held or controlled by the Fund or the Advisor, thus limiting the ability to implement the Fund's strategies. Futures markets are highly volatile and the use of futures may increase the volatility of the Fund's net asset value ("NAV"). Futures also are subject to leverage risks and to liquidity risk.

OPTIONS CONTRACTS RISK—Options or options on futures contracts give the holder of the option the right to buy (or to sell) a position in a security or in a contract to the writer of the option, at a certain price. They are subject to correlation risk because there may be an imperfect correlation between the options and the securities markets that cause a given transaction to fail to achieve its objectives. The successful use of options depends on the Advisor's ability to correctly predict future price fluctuations and the degree of correlation between the options and securities markets. Exchanges can limit the number of positions that can be held or controlled by the Fund or the Advisor, thus limiting the ability to implement the Fund's strategies. Options also are particularly subject to leverage risk and can be subject to liquidity risk.

EARLY CLOSING RISK—The Fund is subject to the risk that unanticipated early closings of securities exchanges and other financial markets may result in the Fund's inability to buy or sell securities or other financial instruments on that day and may cause the Fund to incur substantial trading losses.

EQUITY RISK—The Fund is subject to the risk that the value of the equity securities and equity-based derivatives in the Fund's portfolio will decline due to volatility in the equity market caused by general market and economic conditions, perceptions regarding particular industries represented in the equity market, or factors relating to specific companies to which the Fund has investment exposure.

INDUSTRY CONCENTRATION RISK—The Fund may concentrate (*i.e.*, invest more than 25% of its net assets) its investments in a limited number of issuers conducting business in the same industry or group of related industries. To the extent the Fund does so, the Fund is more vulnerable to adverse market, economic, regulatory, political or other developments affecting that industry or group of related industries than a fund that invests its assets more broadly. The industries in which the underlying index components, and thus the Fund's assets, may be concentrated will vary as the composition of the underlying index changes over time.

LARGE-CAPITALIZATION SECURITIES RISK—The Fund is subject to the risk that large-capitalization stocks may underperform other segments of the equity market or the equity market as a whole. Larger, more established companies may be unable to respond quickly to new competitive challenges such as changes in technology and may not be able to attain the high growth rate of smaller companies, especially during extended periods of economic expansion.

MARKET RISK—The market value of the securities and derivatives held by the Fund may fluctuate over time in response to factors affecting individual companies or other factors such as changing economic, political or financial markets.

NON-DIVERSIFICATION RISK—The Fund is considered non-diversified and can invest a greater portion of its assets in securities of individual issuers than a diversified fund. As a result, changes in the market value of a single issuer's securities could cause greater fluctuations in the value of Fund shares than would occur in a diversified fund. The Fund may become diversified for periods of time solely as a result of changes in the composition of the underlying index (*e.g.*, changes in the relative market capitalization or weights of one or more index component stocks).

OTC TRADING RISK—Certain of the derivatives in which the Fund may invest may be traded (and privately negotiated) in the OTC market. While the OTC derivatives market is the primary trading venue for many derivatives, it is largely unregulated and provides for less transparency than a national securities or commodities exchange. As a result and

similar to other privately negotiated contracts, the Fund is subject to counterparty credit risk with respect to such derivatives contracts.

PASSIVE INVESTMENT RISK—The Fund is not actively managed and the Advisor does not attempt to take defensive positions in declining markets. Therefore, the Fund may be subject to greater losses in a declining market than a fund that is actively managed.

PORTFOLIO TURNOVER RISK—Periodic rebalancing of the Fund's holdings pursuant to its daily investment objective may lead to a greater number of portfolio transactions in the Fund than experienced by other mutual funds. Such frequent and active trading may lead to significantly higher transaction costs because of increased broker commissions associated with such transactions.

REGULATORY AND LEGAL RISK—U.S. and non-U.S. governmental agencies and other regulators regularly implement additional regulations and legislators pass new laws that affect the investments held by the Fund, the strategies used by the Fund or the level of regulation or taxation applying to the Fund (such as regulations related to investments in derivatives and other transactions). These regulations and laws impact the investment strategies, performance, costs and operations of the Fund or taxation of shareholders.

SECTOR RISK—The Fund is subject to the Sector Risks described below.

Consumer Discretionary Sector Risk. The Fund's investments are exposed to issuers conducting business in the Consumer Discretionary Sector. The manufacturing segment of the Consumer Discretionary Sector includes automotive, household durable goods, leisure equipment and textiles and apparel. The services segment includes hotels, restaurants and other leisure facilities, media production and services, and consumer retailing and services. The Fund is subject to the risk that the securities of such issuers will underperform the market as a whole due to legislative or regulatory changes, adverse market conditions and/or increased competition affecting the Consumer Discretionary Sector. The performance of companies operating in the Consumer Discretionary Sector has historically been closely tied to the performance of the overall economy, and also is affected by economic growth, consumer confidence, attitudes and spending. Changes in demographics and consumer tastes also can affect the demand for, and success of, consumer products and services in the marketplace. Moreover, the Consumer Discretionary Sector encompasses those businesses that tend to be the most sensitive to economic cycles.

Energy Sector Risk. The Fund's investments are exposed to issuers conducting business in the Energy Sector. The Energy Sector includes companies operating in the exploration and production, refining and marketing, and storage and transportation of oil and gas and coal and consumable fuels. It also includes companies that offer oil and gas equipment and related services. The Fund is subject to the risk that the securities of such issuers will underperform the market as a whole due to legislative or regulatory changes, adverse market conditions and/or increased competition affecting the Energy Sector. The performance of companies operating in the Energy Sector is closely tied to the price and supply of energy fuels and international political events.

Financials Sector Risk. The Fund's investments are exposed to issuers conducting business in the Financials Sector. The Financials Sector includes companies involved in banking, thrifts and mortgage finance, specialized finance, consumer finance, asset management and custody banks, investment banking and brokerage, and insurance. It also includes the Financial Exchanges & Data and Mortgage Real Estate Investment Trusts (REITs) sub-industries. Certain Financials Sector issuers serve as counterparties with which the Fund may enter into derivatives agreements or other similar contractual arrangements. The Fund is subject to the risk that the securities of such issuers will underperform the market as a whole due to legislative or regulatory changes, adverse market conditions and/or increased competition affecting the Financials Sector, which may adversely affect a company's ability to fulfill its obligations as a financial counterparty. Companies operating in the Financials Sector are subject to extensive government regulation, which may limit the financial commitments they can make and the interest rates and fees they can charge. Profitability is largely dependent on the availability and cost of capital funds, and may fluctuate significantly when interest rates change or due to increased competition.

Health Care Sector Risk. The Fund's investments are exposed to issuers conducting business in the Health Care Sector. The Health Care Sector includes health care providers and services, companies that manufacture and distribute health care equipment and supplies, and health care technology companies. It also includes companies involved in the research, development, production and marketing of pharmaceuticals and biotechnology products. The Fund is subject to the risk that the securities of such issuers will underperform the market as a whole due to legislative or regulatory changes, adverse market conditions and/or increased competition affecting the Health Care Sector. The prices of the securities of companies operating in the Health Care Sector are closely tied to government regulation and approval of their products and services, which can have a significant effect on the price and availability of those products and services.

SHAREHOLDER TRADING RISK—The Fund may be used as a tool for certain investors that employ trading strategies involving frequent trading. Such trading strategies may lead to increased portfolio turnover in the Fund, higher transaction costs, and the possibility of increased short-term capital gains (which will be taxable to shareholders as ordinary income when distributed to them) and/or long-term capital gains. Large movements of assets into and out of the Fund due to active or frequent trading also may adversely affect the Fund's ability to achieve its investment objective.

TEMPORARY DEFENSIVE INVESTMENT RISK—The Advisor generally does not attempt to take defensive positions in the Fund in declining markets. Therefore, the Fund may be subject to greater losses in a declining market than a fund that does take defensive positions in declining markets.

TRACKING ERROR RISK—The Advisor may not be able to cause the Fund's performance to match that of the Fund's benchmark, either on a daily or aggregate basis. Factors such as Fund expenses, imperfect correlation between the Fund's investments and those of the underlying index, rounding of share prices, changes to the composition of the underlying index, regulatory policies, and high portfolio turnover rate all contribute to tracking error. Tracking error may cause the Fund's performance to be less than you expect.

TRADING HALT RISK—The Fund typically will hold futures contracts and short-term options. The major exchanges on which these contracts are traded, such as the Chicago Mercantile Exchange, have established limits on how much the trading price of a futures contract or option may decline over various time periods within a day, and may halt trading in a contract that exceeds such limits. If a trading halt occurs, the Fund may temporarily be unable to purchase or sell certain securities, futures contracts or options. Such a trading halt near the time the Fund prices its shares may limit the Fund's ability to fully invest its assets, which could increase tracking error and adversely affect performance, and may prevent the Fund from achieving its investment objective.

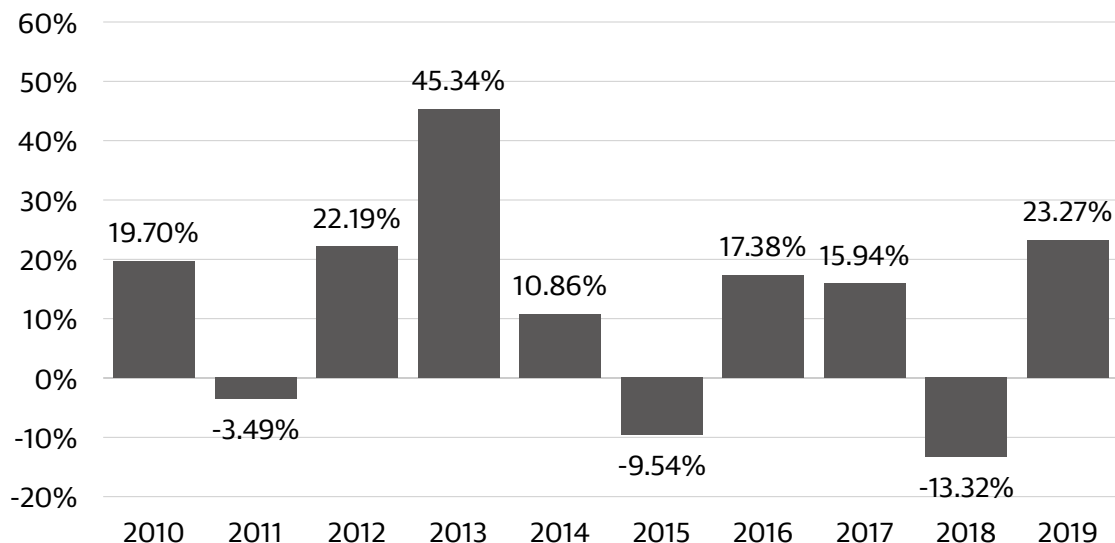
VALUE STOCKS RISK—Value stocks are subject to the risk that the intrinsic value of the stock may never be realized by the market or that the price goes down.

PERFORMANCE INFORMATION

The following bar chart shows the performance of the Class H shares of the Fund from year to year. The variability of performance over time provides an indication of the risks of investing in the Fund. The following table shows the performance of the Class H shares of the Fund as an average over different periods of time in comparison to the performance of a broad-based market index. The figures in the bar chart and table assume the reinvestment of dividends and capital gains distributions. Of course, this past performance (before and after taxes) does not necessarily indicate how the Fund will perform in the future.

Updated performance information is available on the Fund's website at www.guggenheiminvestments.com or by calling 800.820.0888.

The performance information shown below for Class H shares is based on a calendar year. The year-to-date return for the period from January 1, 2020 through June 30, 2020 is -30.23%.



Highest Quarter Return
Q1 2012 16.10%

Lowest Quarter Return
Q3 2011 -19.49%

AVERAGE ANNUAL TOTAL RETURN (for periods ended December 31, 2019)

The after-tax returns presented in the table below are calculated using highest historical individual federal marginal income tax rates and do not reflect the impact of state and local taxes. Your actual after-tax returns will depend on your specific tax situation and may differ from those shown below. After-tax returns are not relevant to investors who hold shares of the Fund through tax-deferred arrangements, such as 401(k) plans or individual retirement accounts.

Class H	Past 1 Year	Past 5 Years	Past 10 Years
Return Before Taxes	23.27%	5.63%	11.58%
Return After Taxes on Distributions	22.76%	4.41%	10.55%
Return After Taxes on Distributions and Sale of Fund Shares	13.77%	3.81%	9.10%
S&P 500 Pure Value Index (reflects no deduction for fees, expenses or taxes)	25.39%	7.39%	13.84%

MANAGEMENT

INVESTMENT ADVISOR

Security Investors, LLC, which operates under the name Guggenheim Investments, serves as the investment adviser of the Fund.

PORTFOLIO MANAGERS

- **Michael P. Byrum**, CFA, Senior Vice President. Mr. Byrum has been associated with the Advisor since 1993.
- **Ryan A. Harder**, CFA, Portfolio Manager. Mr. Harder has been associated with the Advisor since 2004.

PURCHASE AND SALE OF FUND SHARES

The minimum initial investment amounts and minimum account balance requirements for Class H accounts held through a third party (e.g., a brokerage account) are typically:

- \$1,000 for retirement accounts
- \$2,500 for all other accounts

Accounts opened through a financial intermediary (non-direct) will be subject to your financial intermediary's minimum initial investment amount and account balance requirements, which may be different than the amounts above.

Class H accounts held directly at Guggenheim Investments (other than those that are managed by financial professionals) are subject to a minimum initial investment and account balance of \$5,000 (including retirement accounts).

Direct accounts managed by financial professionals are not subject to minimum initial investment and minimum account balance requirements.

There are no minimum amounts for subsequent investments in the Fund except for subsequent investments made via Automated Clearing House ("ACH").

The Fund reserves the right to modify its minimum account balance requirements at any time, with or without prior notice to you.

The Fund redeems its shares continuously and investors may sell their shares back to the Fund on any day that the New York Stock Exchange (the "NYSE") is open for business (a "Business Day"). You will ordinarily submit your transaction order through your financial intermediary or other securities dealers through which you opened your shareholder account or through Guggenheim Investments directly. The Fund also offers you the option to send redemption orders to Guggenheim Investments by mail, fax or telephone.

TAX INFORMATION

Fund distributions are generally taxable as ordinary income, qualified dividend income, or capital gains (or a combination thereof), unless your investment is in an IRA or other tax-advantaged retirement account. Investments through a tax-advantaged retirement account may be subject to taxation upon withdrawal.

PAYMENTS TO BROKER-DEALERS AND OTHER FINANCIAL INTERMEDIARIES

If you purchase the Fund through a broker-dealer or other financial intermediary (such as a bank), the Fund and its related companies may pay the intermediary for the sale of Fund shares and related services. These payments may create a conflict of interest by influencing the broker-dealer or other intermediary and your sales person to recommend the Fund over another investment. Ask your sales person or visit your financial intermediary's website for more information.

S&P MIDCAP 400® PURE GROWTH FUND

INVESTMENT OBJECTIVE

The S&P MidCap 400® Pure Growth Fund (the "Fund") seeks to provide investment results that match, before fees and expenses, the performance of a benchmark for mid-cap growth securities on a daily basis. The Fund's current benchmark is the S&P MidCap 400 Pure Growth Index (the "underlying index").

FEES AND EXPENSES OF THE FUND

This table describes the fees and expenses that you may pay if you buy and hold Class H shares of the Fund.

SHAREHOLDER FEES <i>(fees paid directly from your investment)</i>	N/A
ANNUAL FUND OPERATING EXPENSES <i>(expenses that you pay each year as a percentage of the value of your investment)</i>	
Management Fees	0.75%
Distribution (12b-1) Fees	0.25%
Other Expenses	0.63%
Total Annual Fund Operating Expenses	1.63%

EXAMPLE

This Example is intended to help you compare the cost of investing in the Fund with the cost of investing in other mutual funds.

The Example assumes that you invest \$10,000 in the Fund for the time periods indicated and then redeem all of your shares at the end of those periods. The Example also assumes that your investment has a 5% return each year and that the Fund's operating expenses remain the same. Although your actual costs may be higher or lower, based on these assumptions your costs would be:

1 Year	3 Years	5 Years	10 Years
\$166	\$514	\$886	\$1,933

PORTFOLIO TURNOVER

The Fund pays transaction costs, such as commissions, when it buys and sells securities (or "turns over" its portfolio). A higher portfolio turnover rate may indicate higher transaction costs and may result in higher taxes when Fund shares are held in a taxable account. These costs, which are not reflected in the Total Annual Fund Operating Expenses or the Example, affect the Fund's performance. During the most recent fiscal year, the Fund's portfolio turnover rate was 190% of the average value of its portfolio. The Fund's portfolio turnover rate is calculated without regard to cash instruments and most derivatives. If such instruments were included, the Fund's portfolio turnover rate might be significantly higher.

PRINCIPAL INVESTMENT STRATEGIES

The Fund employs as its investment strategy a program of investing in the common stock of companies that are generally within the capitalization range of the underlying index and derivative instruments, which primarily consist of equity index swaps, futures contracts, and options on securities, futures contracts, and stock indices. While the Fund may write (sell) and purchase swaps, it expects primarily to purchase swaps. Equity index swaps and futures and options contracts enable the Fund to pursue its investment objective without investing directly in the securities included in the underlying index or in the same proportion that those securities are represented in the underlying index. Certain of the Fund's derivatives investments may be traded in the over-the-counter ("OTC") market. Under normal circumstances, the Fund will invest at least 80% of its net assets, plus any borrowings for investment purposes, in securities of companies in the underlying index and derivatives and other instruments whose performance is expected to correspond to that of the underlying index.

Investments in derivative instruments, such as futures, options and swap agreements, have the economic effect of creating financial leverage in the Fund's portfolio because such investments may give rise to losses that exceed the

amount the Fund has invested in those instruments. Financial leverage will magnify, sometimes significantly, the Fund's exposure to any increase or decrease in prices associated with a particular reference asset resulting in increased volatility in the value of the Fund's portfolio. The value of the Fund's portfolio is likely to experience greater volatility over short-term periods. While such financial leverage has the potential to produce greater gains, it also may result in greater losses, which in some cases may cause the Fund to liquidate other portfolio investments at a loss to comply with limits on leverage and asset segregation requirements imposed by the Investment Company Act of 1940 or to meet redemption requests.

The S&P MidCap 400 Pure Growth Index is composed of those constituents of the S&P MidCap 400[®] that exhibit the strongest growth characteristics as measured using three factors: sales growth, ratio of earnings change to price, and momentum. The S&P MidCap 400[®] Index is a modified capitalization-weighted index composed of 400 mid-cap stocks chosen by the Standard & Poor's Corporation for market size, liquidity, and industry group representation. The S&P MidCap 400[®] Index covers approximately 7% of the U.S. equities market and generally represents mid-capitalization companies with capitalizations ranging from \$756.4 million to \$14.0 billion as of June 30, 2020. As of June 30, 2020, the S&P MidCap 400 Pure Growth Index included companies with capitalizations ranging from \$1.4 billion to \$14.0 billion. To the extent the Fund's underlying index is concentrated in a particular industry the Fund will necessarily be concentrated in that industry. The industries in which the underlying index components, and thus the Fund's investments, may be concentrated will vary as the composition of the underlying index changes over time. While the Fund's sector exposure may vary over time, as of June 30, 2020, the Fund has significant exposure to the Consumer Discretionary Sector, Health Care Sector, Industrials Sector, and Information Technology Sector, as each sector is defined by the Global Industry Classification Standard, a widely recognized industry classification methodology developed by MSCI, Inc. and Standard & Poor's Financial Services LLC.

On a day-to-day basis, the Fund may hold short-term U.S. government securities or cash equivalents to collateralize its derivatives positions. In an effort to ensure that the Fund is fully invested on a day-to-day basis, the Fund may conduct any necessary trading activity at or just prior to the close of the U.S. financial markets. The Fund is non-diversified and, therefore, may invest a greater percentage of its assets in a particular issuer in comparison to a diversified fund.

PRINCIPAL RISKS

As with all mutual funds, a shareholder is subject to the risk that his or her investment could lose money. In addition to this risk, the Fund is subject to the principal risks described below.

COUNTERPARTY CREDIT RISK—The Fund may invest in financial instruments involving counterparties that attempt to gain exposure to a particular group of securities, index or asset class without actually purchasing those securities or investments, or to hedge a position. The Fund's use of such financial instruments, including swap agreements, involves risks that are different from those associated with ordinary portfolio securities transactions. For example, the Fund is exposed to the risk that the counterparty may be unwilling or unable to make timely payments to meet its contractual obligations or may fail to return holdings that are subject to the agreement with the counterparty. If the counterparty becomes bankrupt or defaults on its payment obligations to the Fund, the Fund may not receive the full amount that it is entitled to receive. If this occurs, the value of your shares in the Fund will decrease.

DERIVATIVES RISK—The Fund's investments in derivatives may pose risks in addition to and greater than those associated with investing directly in securities or other investments, including risks relating to leverage, imperfect correlations with underlying investments or the Fund's other portfolio holdings, high price volatility, lack of availability, counterparty credit, liquidity, valuation and legal restrictions. Their use is a highly specialized activity that involves investment techniques and risks different from those associated with ordinary portfolio securities transactions. If the Advisor is incorrect about its expectations of market conditions, the use of derivatives could also result in a loss, which in some cases may be unlimited. Certain risks are specific to the derivatives in which the Fund invests.

SWAP AGREEMENTS RISK—Swap agreements are contracts among the Fund and a counterparty to exchange the return of the pre-determined underlying investment (such as the rate of return of the underlying index). Swap agreements may be negotiated bilaterally and traded OTC between two parties or, in some instances, must be transacted through a futures commission merchant and cleared through a clearinghouse that serves as a central counterparty. Risks associated with the use of swap agreements are different from those associated with ordinary portfolio securities transactions, due in part to the fact they could be considered illiquid and many

swaps trade on the OTC market. Swaps are particularly subject to counterparty credit, correlation, valuation, liquidity and leveraging risks. Certain standardized swaps are subject to mandatory central clearing. Central clearing is expected to reduce counterparty credit risk and increase liquidity, but central clearing does not make swap transactions risk-free.

FUTURES CONTRACTS RISK—Futures contracts are typically exchange-traded contracts that call for the future delivery of an asset at a certain price and date, or cash settlement of the terms of the contract. Risks of futures contracts may be caused by an imperfect correlation between movements in the price of the instruments and the price of the underlying securities. In addition, there is the risk that the Fund may not be able to enter into a closing transaction because of an illiquid market. Exchanges can limit the number of positions that can be held or controlled by the Fund or the Advisor, thus limiting the ability to implement the Fund's strategies. Futures markets are highly volatile and the use of futures may increase the volatility of the Fund's net asset value ("NAV"). Futures also are subject to leverage risks and to liquidity risk.

OPTIONS CONTRACTS RISK—Options or options on futures contracts give the holder of the option the right to buy (or to sell) a position in a security or in a contract to the writer of the option, at a certain price. They are subject to correlation risk because there may be an imperfect correlation between the options and the securities markets that cause a given transaction to fail to achieve its objectives. The successful use of options depends on the Advisor's ability to correctly predict future price fluctuations and the degree of correlation between the options and securities markets. Exchanges can limit the number of positions that can be held or controlled by the Fund or the Advisor, thus limiting the ability to implement the Fund's strategies. Options also are particularly subject to leverage risk and can be subject to liquidity risk.

EARLY CLOSING RISK—The Fund is subject to the risk that unanticipated early closings of securities exchanges and other financial markets may result in the Fund's inability to buy or sell securities or other financial instruments on that day and may cause the Fund to incur substantial trading losses.

EQUITY RISK—The Fund is subject to the risk that the value of the equity securities and equity-based derivatives in the Fund's portfolio will decline due to volatility in the equity market caused by general market and economic conditions, perceptions regarding particular industries represented in the equity market, or factors relating to specific companies to which the Fund has investment exposure.

GROWTH STOCKS RISK—Growth stocks typically invest a high portion of their earnings back into their business and may lack the dividend yield that could cushion their decline in a market downturn. Growth stocks may be more volatile than other stocks because they are more sensitive to investor perceptions regarding the growth potential of the issuing company.

INDUSTRY CONCENTRATION RISK—The Fund may concentrate (*i.e.*, invest more than 25% of its net assets) its investments in a limited number of issuers conducting business in the same industry or group of related industries. To the extent the Fund does so, the Fund is more vulnerable to adverse market, economic, regulatory, political or other developments affecting that industry or group of related industries than a fund that invests its assets more broadly. The industries in which the underlying index components, and thus the Fund's assets, may be concentrated will vary as the composition of the underlying index changes over time.

MARKET RISK—The market value of the securities and derivatives held by the Fund may fluctuate over time in response to factors affecting individual companies or other factors such as changing economic, political or financial markets.

MID-CAPITALIZATION SECURITIES RISK—The Fund is subject to the risk that medium-capitalization stocks may underperform other segments of the equity market or the equity market as a whole. Securities of medium-capitalization companies may experience more price volatility, greater spreads between their bid and ask prices, lower trading volumes, and cyclical or static growth prospects. Medium-capitalization companies often have limited product lines, markets or financial resources, and may therefore be more vulnerable to adverse developments than larger capitalization companies.

NON-DIVERSIFICATION RISK—The Fund is considered non-diversified and can invest a greater portion of its assets in securities of individual issuers than a diversified fund. As a result, changes in the market value of a single issuer's securities could cause greater fluctuations in the value of Fund shares than would occur in a diversified fund. The

Fund may become diversified for periods of time solely as a result of changes in the composition of the underlying index (e.g., changes in the relative market capitalization or weights of one or more index component stocks).

OTC TRADING RISK—Certain of the derivatives in which the Fund may invest may be traded (and privately negotiated) in the OTC market. While the OTC derivatives market is the primary trading venue for many derivatives, it is largely unregulated and provides for less transparency than a national securities or commodities exchange. As a result and similar to other privately negotiated contracts, the Fund is subject to counterparty credit risk with respect to such derivatives contracts.

PASSIVE INVESTMENT RISK—The Fund is not actively managed and the Advisor does not attempt to take defensive positions in declining markets. Therefore, the Fund may be subject to greater losses in a declining market than a fund that is actively managed.

PORTFOLIO TURNOVER RISK—Periodic rebalancing of the Fund's holdings pursuant to its daily investment objective may lead to a greater number of portfolio transactions in the Fund than experienced by other mutual funds. Such frequent and active trading may lead to significantly higher transaction costs because of increased broker commissions associated with such transactions.

REGULATORY AND LEGAL RISK—U.S. and non-U.S. governmental agencies and other regulators regularly implement additional regulations and legislators pass new laws that affect the investments held by the Fund, the strategies used by the Fund or the level of regulation or taxation applying to the Fund (such as regulations related to investments in derivatives and other transactions). These regulations and laws impact the investment strategies, performance, costs and operations of the Fund or taxation of shareholders.

SECTOR RISK—The Fund is subject to the Sector Risks described below.

Consumer Discretionary Sector Risk. The Fund's investments are exposed to issuers conducting business in the Consumer Discretionary Sector. The manufacturing segment of the Consumer Discretionary Sector includes automotive, household durable goods, leisure equipment and textiles and apparel. The services segment includes hotels, restaurants and other leisure facilities, media production and services, and consumer retailing and services. The Fund is subject to the risk that the securities of such issuers will underperform the market as a whole due to legislative or regulatory changes, adverse market conditions and/or increased competition affecting the Consumer Discretionary Sector. The performance of companies operating in the Consumer Discretionary Sector has historically been closely tied to the performance of the overall economy, and also is affected by economic growth, consumer confidence, attitudes and spending. Changes in demographics and consumer tastes also can affect the demand for, and success of, consumer products and services in the marketplace. Moreover, the Consumer Discretionary Sector encompasses those businesses that tend to be the most sensitive to economic cycles.

Health Care Sector Risk. The Fund's investments are exposed to issuers conducting business in the Health Care Sector. The Health Care Sector includes health care providers and services, companies that manufacture and distribute health care equipment and supplies, and health care technology companies. It also includes companies involved in the research, development, production and marketing of pharmaceuticals and biotechnology products. The Fund is subject to the risk that the securities of such issuers will underperform the market as a whole due to legislative or regulatory changes, adverse market conditions and/or increased competition affecting the Health Care Sector. The prices of the securities of companies operating in the Health Care Sector are closely tied to government regulation and approval of their products and services, which can have a significant effect on the price and availability of those products and services.

Industrials Sector Risk. The Fund's investments are exposed to issuers conducting business in the Industrials Sector. The Industrials Sector includes manufacturers and distributors of capital goods such as aerospace and defense, building projects, electrical equipment and machinery, and companies that offer construction and engineering services. It also includes providers of commercial and professional services including printing, environmental and facilities services, office services and supplies, security and alarm services, human resource and employment services, and research and consulting services. It also includes companies that provide transportation services. The Fund is subject to the risk that the securities of such issuers will underperform the market as a whole due to legislative or regulatory changes, adverse market conditions and/or increased

competition affecting the Industrials Sector. The prices of the securities of companies operating in the Industrials Sector may fluctuate due to the level and volatility of commodity prices, the exchange value of the dollar, import controls, worldwide competition, liability for environmental damage, depletion of resources, and mandated expenditures for safety and pollution control devices.

Information Technology Sector Risk. The Fund's investments are exposed to issuers conducting business in the Information Technology Sector. The Information Technology Sector includes companies that offer software and information technology services, manufacturers and distributors of technology hardware and equipment such as communications equipment, cellular phones, computers and peripherals, electronic equipment and related instruments and semiconductors. The Fund is subject to the risk that the securities of such issuers will underperform the market as a whole due to legislative or regulatory changes, adverse market conditions and/or increased competition affecting the Information Technology Sector. The prices of the securities of companies operating in the Information Technology Sector are closely tied to market competition, increased sensitivity to short product cycles and aggressive pricing, and problems with bringing products to market.

SHAREHOLDER TRADING RISK—The Fund may be used as a tool for certain investors that employ trading strategies involving frequent trading. Such trading strategies may lead to increased portfolio turnover in the Fund, higher transaction costs, and the possibility of increased short-term capital gains (which will be taxable to shareholders as ordinary income when distributed to them) and/or long-term capital gains. Large movements of assets into and out of the Fund due to active or frequent trading also may adversely affect the Fund's ability to achieve its investment objective.

TEMPORARY DEFENSIVE INVESTMENT RISK—The Advisor generally does not attempt to take defensive positions in the Fund in declining markets. Therefore, the Fund may be subject to greater losses in a declining market than a fund that does take defensive positions in declining markets.

TRACKING ERROR RISK—The Advisor may not be able to cause the Fund's performance to match that of the Fund's benchmark, either on a daily or aggregate basis. Factors such as Fund expenses, imperfect correlation between the Fund's investments and those of the underlying index, rounding of share prices, changes to the composition of the underlying index, regulatory policies, and high portfolio turnover rate all contribute to tracking error. Tracking error may cause the Fund's performance to be less than you expect.

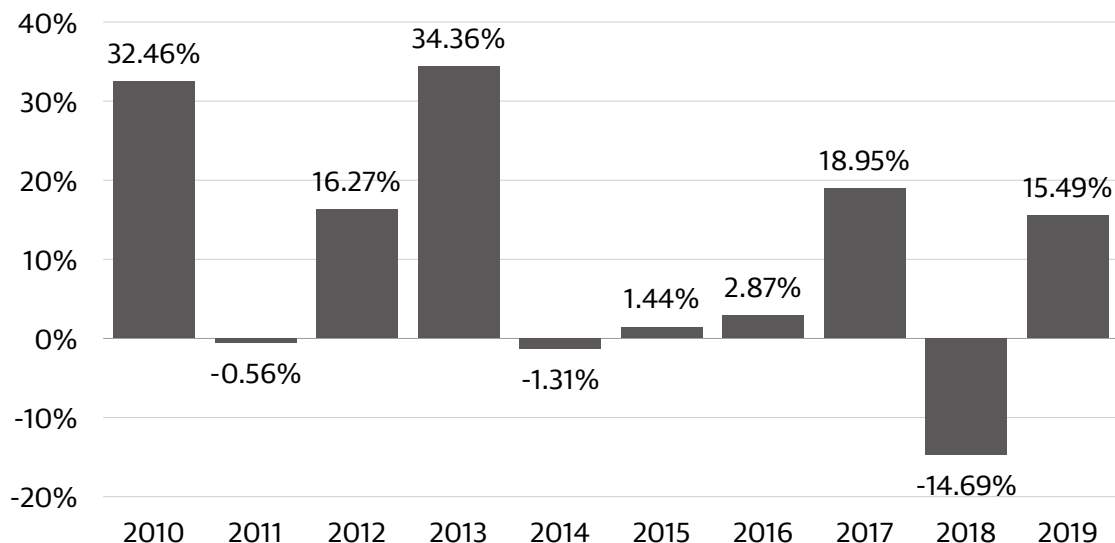
TRADING HALT RISK—The Fund typically will hold futures contracts and short-term options. The major exchanges on which these contracts are traded, such as the Chicago Mercantile Exchange, have established limits on how much the trading price of a futures contract or option may decline over various time periods within a day, and may halt trading in a contract that exceeds such limits. If a trading halt occurs, the Fund may temporarily be unable to purchase or sell certain securities, futures contracts or options. Such a trading halt near the time the Fund prices its shares may limit the Fund's ability to fully invest its assets, which could increase tracking error and adversely affect performance, and may prevent the Fund from achieving its investment objective.

PERFORMANCE INFORMATION

The following bar chart shows the performance of the Class H shares of the Fund from year to year. The variability of performance over time provides an indication of the risks of investing in the Fund. The following table shows the performance of the Class H shares of the Fund as an average over different periods of time in comparison to the performance of a broad-based market index. The figures in the bar chart and table assume the reinvestment of dividends and capital gains distributions. Of course, this past performance (before and after taxes) does not necessarily indicate how the Fund will perform in the future.

Updated performance information is available on the Fund's website at www.guggenheiminvestments.com or by calling 800.820.0888.

The performance information shown below for Class H shares is based on a calendar year. The year-to-date return for the period from January 1, 2020 through June 30, 2020 is -2.52%.



Highest Quarter Return
Q3 2010 17.81%

Lowest Quarter Return
Q4 2018 -20.26%

AVERAGE ANNUAL TOTAL RETURN (for periods ended December 31, 2019)

The after-tax returns presented in the table below are calculated using highest historical individual federal marginal income tax rates and do not reflect the impact of state and local taxes. Your actual after-tax returns will depend on your specific tax situation and may differ from those shown below. After-tax returns are not relevant to investors who hold shares of the Fund through tax-deferred arrangements, such as 401(k) plans or individual retirement accounts.

Class H	Past 1 Year	Past 5 Years	Past 10 Years
Return Before Taxes	15.49%	4.10%	9.52%
Return After Taxes on Distributions	15.49%	2.55%	8.06%
Return After Taxes on Distributions and Sale of Fund Shares	9.17%	2.84%	7.40%
S&P MidCap 400 Pure Growth Index (reflects no deduction for fees, expenses or taxes)	17.24%	5.70%	11.08%

MANAGEMENT

INVESTMENT ADVISOR

Security Investors, LLC, which operates under the name Guggenheim Investments, serves as the investment adviser of the Fund.

PORTFOLIO MANAGERS

- **Michael P. Byrum**, CFA, Senior Vice President. Mr. Byrum has been associated with the Advisor since 1993.
- **Ryan A. Harder**, CFA, Portfolio Manager. Mr. Harder has been associated with the Advisor since 2004.

PURCHASE AND SALE OF FUND SHARES

The minimum initial investment amounts and minimum account balance requirements for Class H accounts held through a third party (e.g., a brokerage account) are typically:

- \$1,000 for retirement accounts
- \$2,500 for all other accounts

Accounts opened through a financial intermediary (non-direct) will be subject to your financial intermediary's minimum initial investment amount and account balance requirements, which may be different than the amounts above.

Class H accounts held directly at Guggenheim Investments (other than those that are managed by financial professionals) are subject to a minimum initial investment and account balance of \$5,000 (including retirement accounts).

Direct accounts managed by financial professionals are not subject to minimum initial investment and minimum account balance requirements.

There are no minimum amounts for subsequent investments in the Fund except for subsequent investments made via Automated Clearing House ("ACH").

The Fund reserves the right to modify its minimum account balance requirements at any time, with or without prior notice to you.

The Fund redeems its shares continuously and investors may sell their shares back to the Fund on any day that the New York Stock Exchange (the "NYSE") is open for business (a "Business Day"). You will ordinarily submit your transaction order through your financial intermediary or other securities dealers through which you opened your shareholder account or through Guggenheim Investments directly. The Fund also offers you the option to send redemption orders to Guggenheim Investments by mail, fax or telephone.

TAX INFORMATION

Fund distributions are generally taxable as ordinary income, qualified dividend income, or capital gains (or a combination thereof), unless your investment is in an IRA or other tax-advantaged retirement account. Investments through a tax-advantaged retirement account may be subject to taxation upon withdrawal.

PAYMENTS TO BROKER-DEALERS AND OTHER FINANCIAL INTERMEDIARIES

If you purchase the Fund through a broker-dealer or other financial intermediary (such as a bank), the Fund and its related companies may pay the intermediary for the sale of Fund shares and related services. These payments may create a conflict of interest by influencing the broker-dealer or other intermediary and your sales person to recommend the Fund over another investment. Ask your sales person or visit your financial intermediary's website for more information.

S&P MIDCAP 400® PURE VALUE FUND

INVESTMENT OBJECTIVE

The S&P MidCap 400® Pure Value Fund (the "Fund") seeks to provide investment results that match, before fees and expenses, the performance of a benchmark for mid-cap value securities on a daily basis. The Fund's current benchmark is the S&P MidCap 400 Pure Value Index (the "underlying index").

FEES AND EXPENSES OF THE FUND

This table describes the fees and expenses that you may pay if you buy and hold Class H shares of the Fund.

SHAREHOLDER FEES <i>(fees paid directly from your investment)</i>	N/A
ANNUAL FUND OPERATING EXPENSES <i>(expenses that you pay each year as a percentage of the value of your investment)</i>	
Management Fees	0.75%
Distribution (12b-1) Fees	0.25%
Other Expenses	0.63%
Total Annual Fund Operating Expenses	1.63%

EXAMPLE

This Example is intended to help you compare the cost of investing in the Fund with the cost of investing in other mutual funds.

The Example assumes that you invest \$10,000 in the Fund for the time periods indicated and then redeem all of your shares at the end of those periods. The Example also assumes that your investment has a 5% return each year and that the Fund's operating expenses remain the same. Although your actual costs may be higher or lower, based on these assumptions your costs would be:

1 Year	3 Years	5 Years	10 Years
\$166	\$514	\$886	\$1,933

PORTFOLIO TURNOVER

The Fund pays transaction costs, such as commissions, when it buys and sells securities (or "turns over" its portfolio). A higher portfolio turnover rate may indicate higher transaction costs and may result in higher taxes when Fund shares are held in a taxable account. These costs, which are not reflected in the Total Annual Fund Operating Expenses or the Example, affect the Fund's performance. During the most recent fiscal year, the Fund's portfolio turnover rate was 993% of the average value of its portfolio. The Fund's portfolio turnover rate is calculated without regard to cash instruments and most derivatives. If such instruments were included, the Fund's portfolio turnover rate might be significantly higher.

PRINCIPAL INVESTMENT STRATEGIES

The Fund employs as its investment strategy a program of investing in the common stock of companies that are generally within the capitalization range of the underlying index and derivative instruments, which primarily consist of equity index swaps, futures contracts, and options on securities, futures contracts, and stock indices. While the Fund may write (sell) and purchase swaps, it expects primarily to purchase swaps. Equity index swaps and futures and options contracts enable the Fund to pursue its investment objective without investing directly in the securities included in the underlying index or in the same proportion that those securities are represented in the underlying index. Certain of the Fund's derivatives investments may be traded in the over-the-counter ("OTC") market. Under normal circumstances, the Fund will invest at least 80% of its net assets, plus any borrowings for investment purposes, in securities of companies in the underlying index and derivatives and other instruments whose performance is expected to correspond to that of the underlying index.

Investments in derivative instruments, such as futures, options and swap agreements, have the economic effect of creating financial leverage in the Fund's portfolio because such investments may give rise to losses that exceed the

amount the Fund has invested in those instruments. Financial leverage will magnify, sometimes significantly, the Fund's exposure to any increase or decrease in prices associated with a particular reference asset resulting in increased volatility in the value of the Fund's portfolio. The value of the Fund's portfolio is likely to experience greater volatility over short-term periods. While such financial leverage has the potential to produce greater gains, it also may result in greater losses, which in some cases may cause the Fund to liquidate other portfolio investments at a loss to comply with limits on leverage and asset segregation requirements imposed by the Investment Company Act of 1940 or to meet redemption requests.

The S&P MidCap 400 Pure Value Index is composed of those constituents of the S&P MidCap 400[®] that exhibit the strongest value characteristics as measured using three factors: the ratios of book value, earnings, and sales to price. The S&P MidCap 400[®] Index is a modified capitalization-weighted index composed of 400 mid-cap stocks chosen by the Standard & Poor's Corporation for market size, liquidity, and industry group representation. The S&P MidCap 400[®] Index covers approximately 7% of the U.S. equities market and generally represents mid-capitalization companies with capitalizations ranging from \$756.4 million to \$14.0 billion as of June 30, 2020. As of June 30, 2020, the S&P MidCap 400 Pure Value Index included companies with capitalizations ranging from \$1.1 billion to \$10.5 billion. To the extent the Fund's underlying index is concentrated in a particular industry the Fund will necessarily be concentrated in that industry. The industries in which the underlying index components, and thus the Fund's investments, may be concentrated will vary as the composition of the underlying index changes over time. While the Fund's sector exposure may vary over time, as of June 30, 2020, the Fund has significant exposure to the Consumer Discretionary Sector, Financials Sector, Industrials Sector, and Materials Sector, as each sector is defined by the Global Industry Classification Standard, a widely recognized industry classification methodology developed by MSCI, Inc. and Standard & Poor's Financial Services LLC.

On a day-to-day basis, the Fund may hold short-term U.S. government securities or cash equivalents to collateralize its derivatives positions. In an effort to ensure that the Fund is fully invested on a day-to-day basis, the Fund may conduct any necessary trading activity at or just prior to the close of the U.S. financial markets. The Fund is non-diversified and, therefore, may invest a greater percentage of its assets in a particular issuer in comparison to a diversified fund.

PRINCIPAL RISKS

As with all mutual funds, a shareholder is subject to the risk that his or her investment could lose money. In addition to this risk, the Fund is subject to the principal risks described below.

COUNTERPARTY CREDIT RISK—The Fund may invest in financial instruments involving counterparties that attempt to gain exposure to a particular group of securities, index or asset class without actually purchasing those securities or investments, or to hedge a position. The Fund's use of such financial instruments, including swap agreements, involves risks that are different from those associated with ordinary portfolio securities transactions. For example, the Fund is exposed to the risk that the counterparty may be unwilling or unable to make timely payments to meet its contractual obligations or may fail to return holdings that are subject to the agreement with the counterparty. If the counterparty becomes bankrupt or defaults on its payment obligations to the Fund, the Fund may not receive the full amount that it is entitled to receive. If this occurs, the value of your shares in the Fund will decrease.

DERIVATIVES RISK—The Fund's investments in derivatives may pose risks in addition to and greater than those associated with investing directly in securities or other investments, including risks relating to leverage, imperfect correlations with underlying investments or the Fund's other portfolio holdings, high price volatility, lack of availability, counterparty credit, liquidity, valuation and legal restrictions. Their use is a highly specialized activity that involves investment techniques and risks different from those associated with ordinary portfolio securities transactions. If the Advisor is incorrect about its expectations of market conditions, the use of derivatives could also result in a loss, which in some cases may be unlimited. Certain risks are specific to the derivatives in which the Fund invests.

SWAP AGREEMENTS RISK—Swap agreements are contracts among the Fund and a counterparty to exchange the return of the pre-determined underlying investment (such as the rate of return of the underlying index). Swap agreements may be negotiated bilaterally and traded OTC between two parties or, in some instances, must be transacted through a futures commission merchant and cleared through a clearinghouse that serves as a central counterparty. Risks associated with the use of swap agreements are different from those associated with ordinary portfolio securities transactions, due in part to the fact they could be considered illiquid and many

swaps trade on the OTC market. Swaps are particularly subject to counterparty credit, correlation, valuation, liquidity and leveraging risks. Certain standardized swaps are subject to mandatory central clearing. Central clearing is expected to reduce counterparty credit risk and increase liquidity, but central clearing does not make swap transactions risk-free.

FUTURES CONTRACTS RISK—Futures contracts are typically exchange-traded contracts that call for the future delivery of an asset at a certain price and date, or cash settlement of the terms of the contract. Risks of futures contracts may be caused by an imperfect correlation between movements in the price of the instruments and the price of the underlying securities. In addition, there is the risk that the Fund may not be able to enter into a closing transaction because of an illiquid market. Exchanges can limit the number of positions that can be held or controlled by the Fund or the Advisor, thus limiting the ability to implement the Fund's strategies. Futures markets are highly volatile and the use of futures may increase the volatility of the Fund's net asset value ("NAV"). Futures also are subject to leverage risks and to liquidity risk.

OPTIONS CONTRACTS RISK—Options or options on futures contracts give the holder of the option the right to buy (or to sell) a position in a security or in a contract to the writer of the option, at a certain price. They are subject to correlation risk because there may be an imperfect correlation between the options and the securities markets that cause a given transaction to fail to achieve its objectives. The successful use of options depends on the Advisor's ability to correctly predict future price fluctuations and the degree of correlation between the options and securities markets. Exchanges can limit the number of positions that can be held or controlled by the Fund or the Advisor, thus limiting the ability to implement the Fund's strategies. Options also are particularly subject to leverage risk and can be subject to liquidity risk.

EARLY CLOSING RISK—The Fund is subject to the risk that unanticipated early closings of securities exchanges and other financial markets may result in the Fund's inability to buy or sell securities or other financial instruments on that day and may cause the Fund to incur substantial trading losses.

EQUITY RISK—The Fund is subject to the risk that the value of the equity securities and equity-based derivatives in the Fund's portfolio will decline due to volatility in the equity market caused by general market and economic conditions, perceptions regarding particular industries represented in the equity market, or factors relating to specific companies to which the Fund has investment exposure.

INDUSTRY CONCENTRATION RISK—The Fund may concentrate (*i.e.*, invest more than 25% of its net assets) its investments in a limited number of issuers conducting business in the same industry or group of related industries. To the extent the Fund does so, the Fund is more vulnerable to adverse market, economic, regulatory, political or other developments affecting that industry or group of related industries than a fund that invests its assets more broadly. The industries in which the underlying index components, and thus the Fund's assets, may be concentrated will vary as the composition of the underlying index changes over time.

MARKET RISK—The market value of the securities and derivatives held by the Fund may fluctuate over time in response to factors affecting individual companies or other factors such as changing economic, political or financial markets.

MID-CAPITALIZATION SECURITIES RISK—The Fund is subject to the risk that medium-capitalization stocks may underperform other segments of the equity market or the equity market as a whole. Securities of medium-capitalization companies may experience more price volatility, greater spreads between their bid and ask prices, lower trading volumes, and cyclical or static growth prospects. Medium-capitalization companies often have limited product lines, markets or financial resources, and may therefore be more vulnerable to adverse developments than larger capitalization companies.

NON-DIVERSIFICATION RISK—The Fund is considered non-diversified and can invest a greater portion of its assets in securities of individual issuers than a diversified fund. As a result, changes in the market value of a single issuer's securities could cause greater fluctuations in the value of Fund shares than would occur in a diversified fund. The Fund may become diversified for periods of time solely as a result of changes in the composition of the underlying index (*e.g.*, changes in the relative market capitalization or weights of one or more index component stocks).

OTC TRADING RISK—Certain of the derivatives in which the Fund may invest may be traded (and privately negotiated) in the OTC market. While the OTC derivatives market is the primary trading venue for many derivatives, it is largely

unregulated and provides for less transparency than a national securities or commodities exchange. As a result and similar to other privately negotiated contracts, the Fund is subject to counterparty credit risk with respect to such derivatives contracts.

PASSIVE INVESTMENT RISK—The Fund is not actively managed and the Advisor does not attempt to take defensive positions in declining markets. Therefore, the Fund may be subject to greater losses in a declining market than a fund that is actively managed.

PORTFOLIO TURNOVER RISK—Periodic rebalancing of the Fund's holdings pursuant to its daily investment objective may lead to a greater number of portfolio transactions in the Fund than experienced by other mutual funds. Such frequent and active trading may lead to significantly higher transaction costs because of increased broker commissions associated with such transactions.

REGULATORY AND LEGAL RISK—U.S. and non-U.S. governmental agencies and other regulators regularly implement additional regulations and legislators pass new laws that affect the investments held by the Fund, the strategies used by the Fund or the level of regulation or taxation applying to the Fund (such as regulations related to investments in derivatives and other transactions). These regulations and laws impact the investment strategies, performance, costs and operations of the Fund or taxation of shareholders.

SECTOR RISK—The Fund is subject to the Sector Risks described below.

Consumer Discretionary Sector Risk. The Fund's investments are exposed to issuers conducting business in the Consumer Discretionary Sector. The manufacturing segment of the Consumer Discretionary Sector includes automotive, household durable goods, leisure equipment and textiles and apparel. The services segment includes hotels, restaurants and other leisure facilities, media production and services, and consumer retailing and services. The Fund is subject to the risk that the securities of such issuers will underperform the market as a whole due to legislative or regulatory changes, adverse market conditions and/or increased competition affecting the Consumer Discretionary Sector. The performance of companies operating in the Consumer Discretionary Sector has historically been closely tied to the performance of the overall economy, and also is affected by economic growth, consumer confidence, attitudes and spending. Changes in demographics and consumer tastes also can affect the demand for, and success of, consumer products and services in the marketplace. Moreover, the Consumer Discretionary Sector encompasses those businesses that tend to be the most sensitive to economic cycles.

Financials Sector Risk. The Fund's investments are exposed to issuers conducting business in the Financials Sector. The Financials Sector includes companies involved in banking, thrifts and mortgage finance, specialized finance, consumer finance, asset management and custody banks, investment banking and brokerage, and insurance. It also includes the Financial Exchanges & Data and Mortgage Real Estate Investment Trusts (REITs) sub-industries. Certain Financials Sector issuers serve as counterparties with which the Fund may enter into derivatives agreements or other similar contractual arrangements. The Fund is subject to the risk that the securities of such issuers will underperform the market as a whole due to legislative or regulatory changes, adverse market conditions and/or increased competition affecting the Financials Sector, which may adversely affect a company's ability to fulfill its obligations as a financial counterparty. Companies operating in the Financials Sector are subject to extensive government regulation, which may limit the financial commitments they can make and the interest rates and fees they can charge. Profitability is largely dependent on the availability and cost of capital funds, and may fluctuate significantly when interest rates change or due to increased competition.

Industrials Sector Risk. The Fund's investments are exposed to issuers conducting business in the Industrials Sector. The Industrials Sector includes manufacturers and distributors of capital goods such as aerospace and defense, building projects, electrical equipment and machinery, and companies that offer construction and engineering services. It also includes providers of commercial and professional services including printing, environmental and facilities services, office services and supplies, security and alarm services, human resource and employment services, and research and consulting services. It also includes companies that provide transportation services. The Fund is subject to the risk that the securities of such issuers will underperform the market as a whole due to legislative or regulatory changes, adverse market conditions and/or increased competition affecting the Industrials Sector. The prices of the securities of companies operating in the

Industrials Sector may fluctuate due to the level and volatility of commodity prices, the exchange value of the dollar, import controls, worldwide competition, liability for environmental damage, depletion of resources, and mandated expenditures for safety and pollution control devices.

Materials Sector Risk. The Fund's investments are exposed to issuers conducting business in the Materials Sector. The Materials Sector includes companies that manufacture chemicals, construction materials, glass, paper, forest products and related packaging products, and metals, minerals and mining companies, including producers of steel. The Fund is subject to the risk that the securities of such issuers will underperform the market as a whole due to legislative or regulatory changes, adverse market conditions and/or increased competition affecting the Materials Sector. The prices of the securities of companies operating in the Materials Sector may fluctuate widely due to the level and volatility of commodity prices, the exchange value of the U.S. dollar, import controls, worldwide competition, liability for environmental damage, depletion of resources, and mandated expenditures for safety and pollution control devices.

SHAREHOLDER TRADING RISK—The Fund may be used as a tool for certain investors that employ trading strategies involving frequent trading. Such trading strategies may lead to increased portfolio turnover in the Fund, higher transaction costs, and the possibility of increased short-term capital gains (which will be taxable to shareholders as ordinary income when distributed to them) and/or long-term capital gains. Large movements of assets into and out of the Fund due to active or frequent trading also may adversely affect the Fund's ability to achieve its investment objective.

TEMPORARY DEFENSIVE INVESTMENT RISK—The Advisor generally does not attempt to take defensive positions in the Fund in declining markets. Therefore, the Fund may be subject to greater losses in a declining market than a fund that does take defensive positions in declining markets.

TRACKING ERROR RISK—The Advisor may not be able to cause the Fund's performance to match that of the Fund's benchmark, either on a daily or aggregate basis. Factors such as Fund expenses, imperfect correlation between the Fund's investments and those of the underlying index, rounding of share prices, changes to the composition of the underlying index, regulatory policies, and high portfolio turnover rate all contribute to tracking error. Tracking error may cause the Fund's performance to be less than you expect.

TRADING HALT RISK—The Fund typically will hold futures contracts and short-term options. The major exchanges on which these contracts are traded, such as the Chicago Mercantile Exchange, have established limits on how much the trading price of a futures contract or option may decline over various time periods within a day, and may halt trading in a contract that exceeds such limits. If a trading halt occurs, the Fund may temporarily be unable to purchase or sell certain securities, futures contracts or options. Such a trading halt near the time the Fund prices its shares may limit the Fund's ability to fully invest its assets, which could increase tracking error and adversely affect performance, and may prevent the Fund from achieving its investment objective.

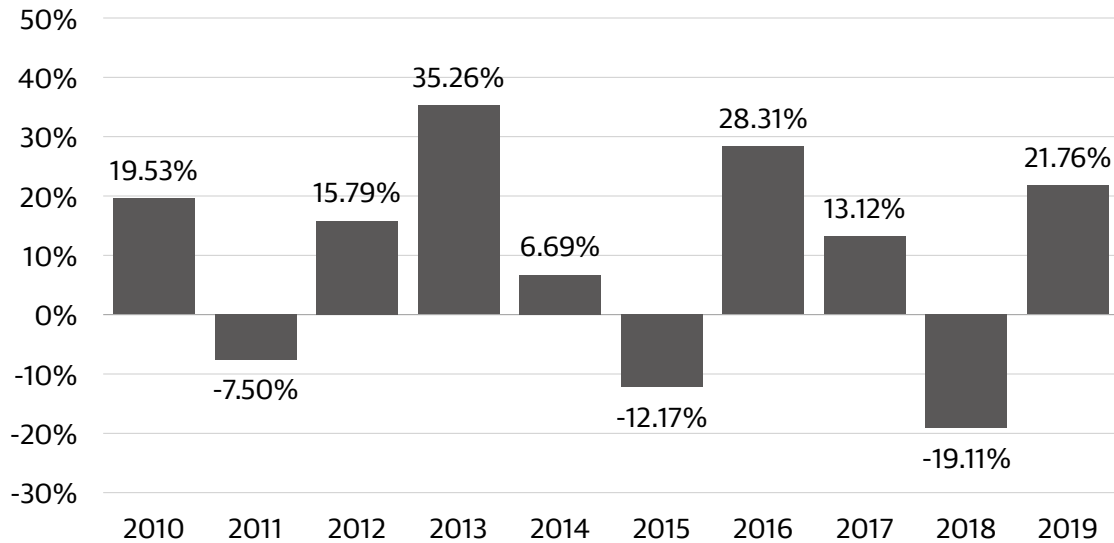
VALUE STOCKS RISK—Value stocks are subject to the risk that the intrinsic value of the stock may never be realized by the market or that the price goes down.

PERFORMANCE INFORMATION

The following bar chart shows the performance of the Class H shares of the Fund from year to year. The variability of performance over time provides an indication of the risks of investing in the Fund. The following table shows the performance of the Class H shares of the Fund as an average over different periods of time in comparison to the performance of a broad-based market index. The figures in the bar chart and table assume the reinvestment of dividends and capital gains distributions. Of course, this past performance (before and after taxes) does not necessarily indicate how the Fund will perform in the future.

Updated performance information is available on the Fund's website at www.guggenheiminvestments.com or by calling 800.820.0888.

The performance information shown below for Class H shares is based on a calendar year. The year-to-date return for the period from January 1, 2020 through June 30, 2020 is -26.32%.



Highest Quarter Return
Q1 2019 16.47%

Lowest Quarter Return
Q3 2011 -21.77%

AVERAGE ANNUAL TOTAL RETURN (for periods ended December 31, 2019)

The after-tax returns presented in the table below are calculated using highest historical individual federal marginal income tax rates and do not reflect the impact of state and local taxes. Your actual after-tax returns will depend on your specific tax situation and may differ from those shown below. After-tax returns are not relevant to investors who hold shares of the Fund through tax-deferred arrangements, such as 401(k) plans or individual retirement accounts.

Class H	Past 1 Year	Past 5 Years	Past 10 Years
Return Before Taxes	21.76%	4.66%	8.78%
Return After Taxes on Distributions	21.76%	4.19%	8.18%
Return After Taxes on Distributions and Sale of Fund Shares	12.88%	3.40%	6.86%
S&P MidCap 400 Pure Value Index (reflects no deduction for fees, expenses or taxes)	24.49%	6.75%	11.33%

MANAGEMENT

INVESTMENT ADVISOR

Security Investors, LLC, which operates under the name Guggenheim Investments, serves as the investment adviser of the Fund.

PORTFOLIO MANAGERS

- **Michael P. Byrum**, CFA, Senior Vice President. Mr. Byrum has been associated with the Advisor since 1993.
- **Ryan A. Harder**, CFA, Portfolio Manager. Mr. Harder has been associated with the Advisor since 2004.

PURCHASE AND SALE OF FUND SHARES

The minimum initial investment amounts and minimum account balance requirements for Class H accounts held through a third party (e.g., a brokerage account) are typically:

- \$1,000 for retirement accounts
- \$2,500 for all other accounts

Accounts opened through a financial intermediary (non-direct) will be subject to your financial intermediary's minimum initial investment amount and account balance requirements, which may be different than the amounts above.

Class H accounts held directly at Guggenheim Investments (other than those that are managed by financial professionals) are subject to a minimum initial investment and account balance of \$5,000 (including retirement accounts).

Direct accounts managed by financial professionals are not subject to minimum initial investment and minimum account balance requirements.

There are no minimum amounts for subsequent investments in the Fund except for subsequent investments made via Automated Clearing House ("ACH").

The Fund reserves the right to modify its minimum account balance requirements at any time, with or without prior notice to you.

The Fund redeems its shares continuously and investors may sell their shares back to the Fund on any day that the New York Stock Exchange (the "NYSE") is open for business (a "Business Day"). You will ordinarily submit your transaction order through your financial intermediary or other securities dealers through which you opened your shareholder account or through Guggenheim Investments directly. The Fund also offers you the option to send redemption orders to Guggenheim Investments by mail, fax or telephone.

TAX INFORMATION

Fund distributions are generally taxable as ordinary income, qualified dividend income, or capital gains (or a combination thereof), unless your investment is in an IRA or other tax-advantaged retirement account. Investments through a tax-advantaged retirement account may be subject to taxation upon withdrawal.

PAYMENTS TO BROKER-DEALERS AND OTHER FINANCIAL INTERMEDIARIES

If you purchase the Fund through a broker-dealer or other financial intermediary (such as a bank), the Fund and its related companies may pay the intermediary for the sale of Fund shares and related services. These payments may create a conflict of interest by influencing the broker-dealer or other intermediary and your sales person to recommend the Fund over another investment. Ask your sales person or visit your financial intermediary's website for more information.

S&P SMALLCAP 600® PURE GROWTH FUND

INVESTMENT OBJECTIVE

The S&P SmallCap 600® Pure Growth Fund (the "Fund") seeks to provide investment results that match, before fees and expenses, the performance of a benchmark for small-cap growth securities on a daily basis. The Fund's current benchmark is the S&P SmallCap 600 Pure Growth Index (the "underlying index").

FEES AND EXPENSES OF THE FUND

This table describes the fees and expenses that you may pay if you buy and hold Class H shares of the Fund.

SHAREHOLDER FEES <i>(fees paid directly from your investment)</i>	N/A
ANNUAL FUND OPERATING EXPENSES <i>(expenses that you pay each year as a percentage of the value of your investment)</i>	
Management Fees	0.75%
Distribution (12b-1) Fees	0.25%
Other Expenses	0.63%
Total Annual Fund Operating Expenses	1.63%

EXAMPLE

This Example is intended to help you compare the cost of investing in the Fund with the cost of investing in other mutual funds.

The Example assumes that you invest \$10,000 in the Fund for the time periods indicated and then redeem all of your shares at the end of those periods. The Example also assumes that your investment has a 5% return each year and that the Fund's operating expenses remain the same. Although your actual costs may be higher or lower, based on these assumptions your costs would be:

1 Year	3 Years	5 Years	10 Years
\$166	\$514	\$886	\$1,933

PORTFOLIO TURNOVER

The Fund pays transaction costs, such as commissions, when it buys and sells securities (or "turns over" its portfolio). A higher portfolio turnover rate may indicate higher transaction costs and may result in higher taxes when Fund shares are held in a taxable account. These costs, which are not reflected in the Total Annual Fund Operating Expenses or the Example, affect the Fund's performance. During the most recent fiscal year, the Fund's portfolio turnover rate was 628% of the average value of its portfolio. The Fund's portfolio turnover rate is calculated without regard to cash instruments and most derivatives. If such instruments were included, the Fund's portfolio turnover rate might be significantly higher.

PRINCIPAL INVESTMENT STRATEGIES

The Fund employs as its investment strategy a program of investing in the common stock of companies that are generally within the capitalization range of the underlying index and derivative instruments, which primarily consist of equity index swaps, futures contracts, and options on securities, futures contracts, and stock indices. While the Fund may write (sell) and purchase swaps, it expects primarily to purchase swaps. Equity index swaps and futures and options contracts enable the Fund to pursue its investment objective without investing directly in the securities included in the underlying index or in the same proportion that those securities are represented in the underlying index. Certain of the Fund's derivatives investments may be traded in the over-the-counter ("OTC") market. Under normal circumstances, the Fund will invest at least 80% of its net assets, plus any borrowings for investment purposes, in securities of companies in the underlying index and derivatives and other instruments whose performance is expected to correspond to that of the underlying index.

Investments in derivative instruments, such as futures, options and swap agreements, have the economic effect of creating financial leverage in the Fund's portfolio because such investments may give rise to losses that exceed the

amount the Fund has invested in those instruments. Financial leverage will magnify, sometimes significantly, the Fund's exposure to any increase or decrease in prices associated with a particular reference asset resulting in increased volatility in the value of the Fund's portfolio. The value of the Fund's portfolio is likely to experience greater volatility over short-term periods. While such financial leverage has the potential to produce greater gains, it also may result in greater losses, which in some cases may cause the Fund to liquidate other portfolio investments at a loss to comply with limits on leverage and asset segregation requirements imposed by the Investment Company Act of 1940 or to meet redemption requests.

The S&P SmallCap 600 Pure Growth Index is composed of those constituents of the S&P SmallCap 600[®] that exhibit the strongest growth characteristics as measured using three factors: sales growth, ratio of earnings change to price, and momentum. The S&P SmallCap 600[®] Index is a modified capitalization-weighted index composed of 600 small-cap stocks chosen by the Standard & Poor's Corporation for market size, liquidity and industry group representation. The S&P SmallCap 600[®] Index generally represents small-capitalization companies with capitalizations ranging from \$77.3 million to \$12.4 billion as of June 30, 2020. As of June 30, 2020, the S&P SmallCap 600 Pure Growth Index included companies with capitalizations ranging from \$78.9 million to \$4.2 billion. To the extent the Fund's underlying index is concentrated in a particular industry the Fund will necessarily be concentrated in that industry. The industries in which the underlying index components, and thus the Fund's investments, may be concentrated will vary as the composition of the underlying index changes over time. While the Fund's sector exposure may vary over time, as of June 30, 2020, the Fund has significant exposure to the Consumer Discretionary Sector, Financials Sector, Health Care Sector, Industrials Sector, and Information Technology Sector, as each sector is defined by the Global Industry Classification Standard, a widely recognized industry classification methodology developed by MSCI, Inc. and Standard & Poor's Financial Services LLC.

On a day-to-day basis, the Fund may hold short-term U.S. government securities or cash equivalents to collateralize its derivatives positions. In an effort to ensure that the Fund is fully invested on a day-to-day basis, the Fund may conduct any necessary trading activity at or just prior to the close of the U.S. financial markets. The Fund is non-diversified and, therefore, may invest a greater percentage of its assets in a particular issuer in comparison to a diversified fund.

PRINCIPAL RISKS

As with all mutual funds, a shareholder is subject to the risk that his or her investment could lose money. In addition to this risk, the Fund is subject to the principal risks described below.

COUNTERPARTY CREDIT RISK—The Fund may invest in financial instruments involving counterparties that attempt to gain exposure to a particular group of securities, index or asset class without actually purchasing those securities or investments, or to hedge a position. The Fund's use of such financial instruments, including swap agreements, involves risks that are different from those associated with ordinary portfolio securities transactions. For example, the Fund is exposed to the risk that the counterparty may be unwilling or unable to make timely payments to meet its contractual obligations or may fail to return holdings that are subject to the agreement with the counterparty. If the counterparty becomes bankrupt or defaults on its payment obligations to the Fund, the Fund may not receive the full amount that it is entitled to receive. If this occurs, the value of your shares in the Fund will decrease.

DERIVATIVES RISK—The Fund's investments in derivatives may pose risks in addition to and greater than those associated with investing directly in securities or other investments, including risks relating to leverage, imperfect correlations with underlying investments or the Fund's other portfolio holdings, high price volatility, lack of availability, counterparty credit, liquidity, valuation and legal restrictions. Their use is a highly specialized activity that involves investment techniques and risks different from those associated with ordinary portfolio securities transactions. If the Advisor is incorrect about its expectations of market conditions, the use of derivatives could also result in a loss, which in some cases may be unlimited. Certain risks are specific to the derivatives in which the Fund invests.

SWAP AGREEMENTS RISK—Swap agreements are contracts among the Fund and a counterparty to exchange the return of the pre-determined underlying investment (such as the rate of return of the underlying index). Swap agreements may be negotiated bilaterally and traded OTC between two parties or, in some instances, must be transacted through a futures commission merchant and cleared through a clearinghouse that serves as a central counterparty. Risks associated with the use of swap agreements are different from those associated with ordinary portfolio securities transactions, due in part to the fact they could be considered illiquid and many

swaps trade on the OTC market. Swaps are particularly subject to counterparty credit, correlation, valuation, liquidity and leveraging risks. Certain standardized swaps are subject to mandatory central clearing. Central clearing is expected to reduce counterparty credit risk and increase liquidity, but central clearing does not make swap transactions risk-free.

FUTURES CONTRACTS RISK—Futures contracts are typically exchange-traded contracts that call for the future delivery of an asset at a certain price and date, or cash settlement of the terms of the contract. Risks of futures contracts may be caused by an imperfect correlation between movements in the price of the instruments and the price of the underlying securities. In addition, there is the risk that the Fund may not be able to enter into a closing transaction because of an illiquid market. Exchanges can limit the number of positions that can be held or controlled by the Fund or the Advisor, thus limiting the ability to implement the Fund's strategies. Futures markets are highly volatile and the use of futures may increase the volatility of the Fund's net asset value ("NAV"). Futures also are subject to leverage risks and to liquidity risk.

OPTIONS CONTRACTS RISK—Options or options on futures contracts give the holder of the option the right to buy (or to sell) a position in a security or in a contract to the writer of the option, at a certain price. They are subject to correlation risk because there may be an imperfect correlation between the options and the securities markets that cause a given transaction to fail to achieve its objectives. The successful use of options depends on the Advisor's ability to correctly predict future price fluctuations and the degree of correlation between the options and securities markets. Exchanges can limit the number of positions that can be held or controlled by the Fund or the Advisor, thus limiting the ability to implement the Fund's strategies. Options also are particularly subject to leverage risk and can be subject to liquidity risk.

EARLY CLOSING RISK—The Fund is subject to the risk that unanticipated early closings of securities exchanges and other financial markets may result in the Fund's inability to buy or sell securities or other financial instruments on that day and may cause the Fund to incur substantial trading losses.

EQUITY RISK—The Fund is subject to the risk that the value of the equity securities and equity-based derivatives in the Fund's portfolio will decline due to volatility in the equity market caused by general market and economic conditions, perceptions regarding particular industries represented in the equity market, or factors relating to specific companies to which the Fund has investment exposure.

GROWTH STOCKS RISK—Growth stocks typically invest a high portion of their earnings back into their business and may lack the dividend yield that could cushion their decline in a market downturn. Growth stocks may be more volatile than other stocks because they are more sensitive to investor perceptions regarding the growth potential of the issuing company.

INDUSTRY CONCENTRATION RISK—The Fund may concentrate (*i.e.*, invest more than 25% of its net assets) its investments in a limited number of issuers conducting business in the same industry or group of related industries. To the extent the Fund does so, the Fund is more vulnerable to adverse market, economic, regulatory, political or other developments affecting that industry or group of related industries than a fund that invests its assets more broadly. The industries in which the underlying index components, and thus the Fund's assets, may be concentrated will vary as the composition of the underlying index changes over time.

MARKET RISK—The market value of the securities and derivatives held by the Fund may fluctuate over time in response to factors affecting individual companies or other factors such as changing economic, political or financial markets.

NON-DIVERSIFICATION RISK—The Fund is considered non-diversified and can invest a greater portion of its assets in securities of individual issuers than a diversified fund. As a result, changes in the market value of a single issuer's securities could cause greater fluctuations in the value of Fund shares than would occur in a diversified fund. The Fund may become diversified for periods of time solely as a result of changes in the composition of the underlying index (*e.g.*, changes in the relative market capitalization or weights of one or more index component stocks).

OTC TRADING RISK—Certain of the derivatives in which the Fund may invest may be traded (and privately negotiated) in the OTC market. While the OTC derivatives market is the primary trading venue for many derivatives, it is largely unregulated and provides for less transparency than a national securities or commodities exchange. As a result and

similar to other privately negotiated contracts, the Fund is subject to counterparty credit risk with respect to such derivatives contracts.

PASSIVE INVESTMENT RISK—The Fund is not actively managed and the Advisor does not attempt to take defensive positions in declining markets. Therefore, the Fund may be subject to greater losses in a declining market than a fund that is actively managed.

PORTFOLIO TURNOVER RISK—Periodic rebalancing of the Fund's holdings pursuant to its daily investment objective may lead to a greater number of portfolio transactions in the Fund than experienced by other mutual funds. Such frequent and active trading may lead to significantly higher transaction costs because of increased broker commissions associated with such transactions.

REGULATORY AND LEGAL RISK—U.S. and non-U.S. governmental agencies and other regulators regularly implement additional regulations and legislators pass new laws that affect the investments held by the Fund, the strategies used by the Fund or the level of regulation or taxation applying to the Fund (such as regulations related to investments in derivatives and other transactions). These regulations and laws impact the investment strategies, performance, costs and operations of the Fund or taxation of shareholders.

SECTOR RISK—The Fund is subject to the Sector Risks described below.

Consumer Discretionary Sector Risk. The Fund's investments are exposed to issuers conducting business in the Consumer Discretionary Sector. The manufacturing segment of the Consumer Discretionary Sector includes automotive, household durable goods, leisure equipment and textiles and apparel. The services segment includes hotels, restaurants and other leisure facilities, media production and services, and consumer retailing and services. The Fund is subject to the risk that the securities of such issuers will underperform the market as a whole due to legislative or regulatory changes, adverse market conditions and/or increased competition affecting the Consumer Discretionary Sector. The performance of companies operating in the Consumer Discretionary Sector has historically been closely tied to the performance of the overall economy, and also is affected by economic growth, consumer confidence, attitudes and spending. Changes in demographics and consumer tastes also can affect the demand for, and success of, consumer products and services in the marketplace. Moreover, the Consumer Discretionary Sector encompasses those businesses that tend to be the most sensitive to economic cycles.

Financials Sector Risk. The Fund's investments are exposed to issuers conducting business in the Financials Sector. The Financials Sector includes companies involved in banking, thrifts and mortgage finance, specialized finance, consumer finance, asset management and custody banks, investment banking and brokerage, and insurance. It also includes the Financial Exchanges & Data and Mortgage Real Estate Investment Trusts (REITs) sub-industries. Certain Financials Sector issuers serve as counterparties with which the Fund may enter into derivatives agreements or other similar contractual arrangements. The Fund is subject to the risk that the securities of such issuers will underperform the market as a whole due to legislative or regulatory changes, adverse market conditions and/or increased competition affecting the Financials Sector, which may adversely affect a company's ability to fulfill its obligations as a financial counterparty. Companies operating in the Financials Sector are subject to extensive government regulation, which may limit the financial commitments they can make and the interest rates and fees they can charge. Profitability is largely dependent on the availability and cost of capital funds, and may fluctuate significantly when interest rates change or due to increased competition.

Health Care Sector Risk. The Fund's investments are exposed to issuers conducting business in the Health Care Sector. The Health Care Sector includes health care providers and services, companies that manufacture and distribute health care equipment and supplies, and health care technology companies. It also includes companies involved in the research, development, production and marketing of pharmaceuticals and biotechnology products. The Fund is subject to the risk that the securities of such issuers will underperform the market as a whole due to legislative or regulatory changes, adverse market conditions and/or increased competition affecting the Health Care Sector. The prices of the securities of companies operating in the Health Care Sector are closely tied to government regulation and approval of their products and services, which can have a significant effect on the price and availability of those products and services.

Industrials Sector Risk. The Fund's investments are exposed to issuers conducting business in the Industrials Sector. The Industrials Sector includes manufacturers and distributors of capital goods such as aerospace and defense, building projects, electrical equipment and machinery, and companies that offer construction and engineering services. It also includes providers of commercial and professional services including printing, environmental and facilities services, office services and supplies, security and alarm services, human resource and employment services, and research and consulting services. It also includes companies that provide transportation services. The Fund is subject to the risk that the securities of such issuers will underperform the market as a whole due to legislative or regulatory changes, adverse market conditions and/or increased competition affecting the Industrials Sector. The prices of the securities of companies operating in the Industrials Sector may fluctuate due to the level and volatility of commodity prices, the exchange value of the dollar, import controls, worldwide competition, liability for environmental damage, depletion of resources, and mandated expenditures for safety and pollution control devices.

Information Technology Sector Risk. The Fund's investments are exposed to issuers conducting business in the Information Technology Sector. The Information Technology Sector includes companies that offer software and information technology services, manufacturers and distributors of technology hardware and equipment such as communications equipment, cellular phones, computers and peripherals, electronic equipment and related instruments and semiconductors. The Fund is subject to the risk that the securities of such issuers will underperform the market as a whole due to legislative or regulatory changes, adverse market conditions and/or increased competition affecting the Information Technology Sector. The prices of the securities of companies operating in the Information Technology Sector are closely tied to market competition, increased sensitivity to short product cycles and aggressive pricing, and problems with bringing products to market.

SHAREHOLDER TRADING RISK—The Fund may be used as a tool for certain investors that employ trading strategies involving frequent trading. Such trading strategies may lead to increased portfolio turnover in the Fund, higher transaction costs, and the possibility of increased short-term capital gains (which will be taxable to shareholders as ordinary income when distributed to them) and/or long-term capital gains. Large movements of assets into and out of the Fund due to active or frequent trading also may adversely affect the Fund's ability to achieve its investment objective.

SMALL-CAPITALIZATION SECURITIES RISK—The Fund is subject to the risk that small-capitalization stocks may underperform other segments of the equity market or the equity market as a whole. Small-capitalization companies may be more vulnerable than larger, more established organizations to adverse business or economic developments. Securities of small-capitalization companies may experience much more price volatility, greater spreads between their bid and ask prices, significantly lower trading volumes, and cyclical or static growth prospects. Small-capitalization companies often have limited product lines, markets or financial resources, and may therefore be more vulnerable to adverse developments than larger capitalization companies.

TEMPORARY DEFENSIVE INVESTMENT RISK—The Advisor generally does not attempt to take defensive positions in the Fund in declining markets. Therefore, the Fund may be subject to greater losses in a declining market than a fund that does take defensive positions in declining markets.

TRACKING ERROR RISK—The Advisor may not be able to cause the Fund's performance to match that of the Fund's benchmark, either on a daily or aggregate basis. Factors such as Fund expenses, imperfect correlation between the Fund's investments and those of the underlying index, rounding of share prices, changes to the composition of the underlying index, regulatory policies, and high portfolio turnover rate all contribute to tracking error. Tracking error may cause the Fund's performance to be less than you expect.

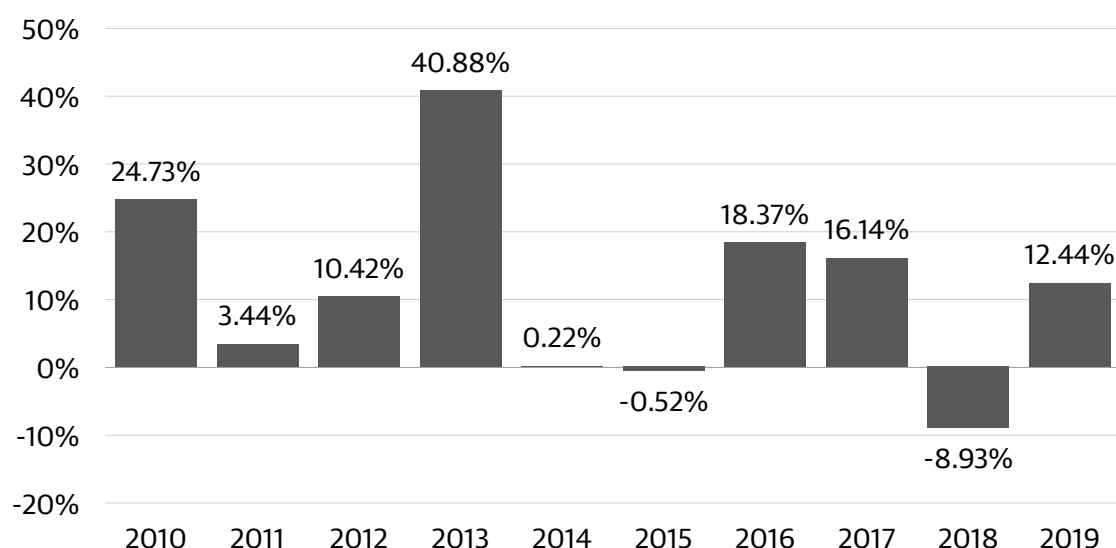
TRADING HALT RISK—The Fund typically will hold futures contracts and short-term options. The major exchanges on which these contracts are traded, such as the Chicago Mercantile Exchange, have established limits on how much the trading price of a futures contract or option may decline over various time periods within a day, and may halt trading in a contract that exceeds such limits. If a trading halt occurs, the Fund may temporarily be unable to purchase or sell certain securities, futures contracts or options. Such a trading halt near the time the Fund prices its shares may limit the Fund's ability to fully invest its assets, which could increase tracking error and adversely affect performance, and may prevent the Fund from achieving its investment objective.

PERFORMANCE INFORMATION

The following bar chart shows the performance of the Class H shares of the Fund from year to year. The variability of performance over time provides an indication of the risks of investing in the Fund. The following table shows the performance of the Class H shares of the Fund as an average over different periods of time in comparison to the performance of a broad-based market index. The figures in the bar chart and table assume the reinvestment of dividends and capital gains distributions. Of course, this past performance (before and after taxes) does not necessarily indicate how the Fund will perform in the future.

Updated performance information is available on the Fund's website at www.guggenheiminvestments.com or by calling 800.820.0888.

The performance information shown below for Class H shares is based on a calendar year. The year-to-date return for the period from January 1, 2020 through June 30, 2020 is -15.00%.



Highest Quarter Return
Q4 2010 15.82%

Lowest Quarter Return
Q4 2018 -22.22%

AVERAGE ANNUAL TOTAL RETURN (for periods ended December 31, 2019)

The after-tax returns presented in the table below are calculated using highest historical individual federal marginal income tax rates and do not reflect the impact of state and local taxes. Your actual after-tax returns will depend on your specific tax situation and may differ from those shown below. After-tax returns are not relevant to investors who hold shares of the Fund through tax-deferred arrangements, such as 401(k) plans or individual retirement accounts.

Class H	Past 1 Year	Past 5 Years	Past 10 Years
Return Before Taxes	12.44%	6.97%	10.91%
Return After Taxes on Distributions	12.44%	6.38%	10.61%
Return After Taxes on Distributions and Sale of Fund Shares	7.36%	5.40%	9.04%
S&P SmallCap 600 Pure Growth Index (reflects no deduction for fees, expenses or taxes)	14.78%	8.95%	13.14%

MANAGEMENT

INVESTMENT ADVISOR

Security Investors, LLC, which operates under the name Guggenheim Investments, serves as the investment adviser of the Fund.

PORTFOLIO MANAGERS

- **Michael P. Byrum**, CFA, Senior Vice President. Mr. Byrum has been associated with the Advisor since 1993.
- **Ryan A. Harder**, CFA, Portfolio Manager. Mr. Harder has been associated with the Advisor since 2004.

PURCHASE AND SALE OF FUND SHARES

The minimum initial investment amounts and minimum account balance requirements for Class H accounts held through a third party (e.g., a brokerage account) are typically:

- \$1,000 for retirement accounts
- \$2,500 for all other accounts

Accounts opened through a financial intermediary (non-direct) will be subject to your financial intermediary's minimum initial investment amount and account balance requirements, which may be different than the amounts above.

Class H accounts held directly at Guggenheim Investments (other than those that are managed by financial professionals) are subject to a minimum initial investment and account balance of \$5,000 (including retirement accounts).

Direct accounts managed by financial professionals are not subject to minimum initial investment and minimum account balance requirements.

There are no minimum amounts for subsequent investments in the Fund except for subsequent investments made via Automated Clearing House ("ACH").

The Fund reserves the right to modify its minimum account balance requirements at any time, with or without prior notice to you.

The Fund redeems its shares continuously and investors may sell their shares back to the Fund on any day that the New York Stock Exchange (the "NYSE") is open for business (a "Business Day"). You will ordinarily submit your transaction order through your financial intermediary or other securities dealers through which you opened your shareholder account or through Guggenheim Investments directly. The Fund also offers you the option to send redemption orders to Guggenheim Investments by mail, fax or telephone.

TAX INFORMATION

Fund distributions are generally taxable as ordinary income, qualified dividend income, or capital gains (or a combination thereof), unless your investment is in an IRA or other tax-advantaged retirement account. Investments through a tax-advantaged retirement account may be subject to taxation upon withdrawal.

PAYMENTS TO BROKER-DEALERS AND OTHER FINANCIAL INTERMEDIARIES

If you purchase the Fund through a broker-dealer or other financial intermediary (such as a bank), the Fund and its related companies may pay the intermediary for the sale of Fund shares and related services. These payments may create a conflict of interest by influencing the broker-dealer or other intermediary and your sales person to recommend the Fund over another investment. Ask your sales person or visit your financial intermediary's website for more information.

S&P SMALLCAP 600® PURE VALUE FUND

INVESTMENT OBJECTIVE

The S&P SmallCap 600® Pure Value Fund (the "Fund") seeks to provide investment results that match, before fees and expenses, the performance of a benchmark for small-cap value securities on a daily basis. The Fund's current benchmark is the S&P SmallCap 600 Pure Value Index (the "underlying index").

FEES AND EXPENSES OF THE FUND

This table describes the fees and expenses that you may pay if you buy and hold Class H shares of the Fund.

SHAREHOLDER FEES <i>(fees paid directly from your investment)</i>	N/A
ANNUAL FUND OPERATING EXPENSES <i>(expenses that you pay each year as a percentage of the value of your investment)</i>	
Management Fees	0.75%
Distribution (12b-1) Fees	0.25%
Other Expenses	0.64%
Total Annual Fund Operating Expenses	1.64%

EXAMPLE

This Example is intended to help you compare the cost of investing in the Fund with the cost of investing in other mutual funds.

The Example assumes that you invest \$10,000 in the Fund for the time periods indicated and then redeem all of your shares at the end of those periods. The Example also assumes that your investment has a 5% return each year and that the Fund's operating expenses remain the same. Although your actual costs may be higher or lower, based on these assumptions your costs would be:

1 Year	3 Years	5 Years	10 Years
\$167	\$517	\$892	\$1,944

PORTFOLIO TURNOVER

The Fund pays transaction costs, such as commissions, when it buys and sells securities (or "turns over" its portfolio). A higher portfolio turnover rate may indicate higher transaction costs and may result in higher taxes when Fund shares are held in a taxable account. These costs, which are not reflected in the Total Annual Fund Operating Expenses or the Example, affect the Fund's performance. During the most recent fiscal year, the Fund's portfolio turnover rate was 1,104% of the average value of its portfolio. The Fund's portfolio turnover rate is calculated without regard to cash instruments and most derivatives. If such instruments were included, the Fund's portfolio turnover rate might be significantly higher.

PRINCIPAL INVESTMENT STRATEGIES

The Fund employs as its investment strategy a program of investing in the common stock of companies that are generally within the capitalization range of the underlying index and derivative instruments, which primarily consist of equity index swaps, futures contracts, and options on securities, futures contracts, and stock indices. While the Fund may write (sell) and purchase swaps, it expects primarily to purchase swaps. Equity index swaps and futures and options contracts enable the Fund to pursue its investment objective without investing directly in the securities included in the underlying index or in the same proportion that those securities are represented in the underlying index. Certain of the Fund's derivatives investments may be traded in the over-the-counter ("OTC") market. Under normal circumstances, the Fund will invest at least 80% of its net assets, plus any borrowings for investment purposes, in securities of companies in the underlying index and derivatives and other instruments whose performance is expected to correspond to that of the underlying index.

Investments in derivative instruments, such as futures, options and swap agreements, have the economic effect of creating financial leverage in the Fund's portfolio because such investments may give rise to losses that exceed the

amount the Fund has invested in those instruments. Financial leverage will magnify, sometimes significantly, the Fund's exposure to any increase or decrease in prices associated with a particular reference asset resulting in increased volatility in the value of the Fund's portfolio. The value of the Fund's portfolio is likely to experience greater volatility over short-term periods. While such financial leverage has the potential to produce greater gains, it also may result in greater losses, which in some cases may cause the Fund to liquidate other portfolio investments at a loss to comply with limits on leverage and asset segregation requirements imposed by the Investment Company Act of 1940 or to meet redemption requests.

The S&P SmallCap 600 Pure Value Index is composed of those constituents of the S&P SmallCap 600[®] that exhibit the strongest value characteristics as measured using three factors: the ratios of book value, earnings, and sales to price. The S&P SmallCap 600[®] Index is a modified capitalization-weighted index composed of 600 small-cap stocks chosen by the Standard & Poor's Corporation for market size, liquidity and industry group representation. The S&P SmallCap 600[®] Index generally represents small-capitalization companies with capitalizations ranging from \$77.3 million to \$12.4 billion as of June 30, 2020. As of June 30, 2020, the S&P SmallCap 600 Pure Value Index included companies with capitalizations ranging from \$77.3 million to \$12.4 billion. To the extent the Fund's underlying index is concentrated in a particular industry the Fund will necessarily be concentrated in that industry. The industries in which the underlying index components, and thus the Fund's investments, may be concentrated will vary as the composition of the underlying index changes over time. While the Fund's sector exposure may vary over time, as of June 30, 2020, the Fund has significant exposure to the Consumer Discretionary Sector, Energy Sector, and Industrials Sector, as each sector is defined by the Global Industry Classification Standard, a widely recognized industry classification methodology developed by MSCI, Inc. and Standard & Poor's Financial Services LLC.

On a day-to-day basis, the Fund may hold short-term U.S. government securities or cash equivalents to collateralize its derivatives positions. In an effort to ensure that the Fund is fully invested on a day-to-day basis, the Fund may conduct any necessary trading activity at or just prior to the close of the U.S. financial markets. The Fund is non-diversified and, therefore, may invest a greater percentage of its assets in a particular issuer in comparison to a diversified fund.

PRINCIPAL RISKS

As with all mutual funds, a shareholder is subject to the risk that his or her investment could lose money. In addition to this risk, the Fund is subject to the principal risks described below.

COUNTERPARTY CREDIT RISK—The Fund may invest in financial instruments involving counterparties that attempt to gain exposure to a particular group of securities, index or asset class without actually purchasing those securities or investments, or to hedge a position. The Fund's use of such financial instruments, including swap agreements, involves risks that are different from those associated with ordinary portfolio securities transactions. For example, the Fund is exposed to the risk that the counterparty may be unwilling or unable to make timely payments to meet its contractual obligations or may fail to return holdings that are subject to the agreement with the counterparty. If the counterparty becomes bankrupt or defaults on its payment obligations to the Fund, the Fund may not receive the full amount that it is entitled to receive. If this occurs, the value of your shares in the Fund will decrease.

DERIVATIVES RISK—The Fund's investments in derivatives may pose risks in addition to and greater than those associated with investing directly in securities or other investments, including risks relating to leverage, imperfect correlations with underlying investments or the Fund's other portfolio holdings, high price volatility, lack of availability, counterparty credit, liquidity, valuation and legal restrictions. Their use is a highly specialized activity that involves investment techniques and risks different from those associated with ordinary portfolio securities transactions. If the Advisor is incorrect about its expectations of market conditions, the use of derivatives could also result in a loss, which in some cases may be unlimited. Certain risks are specific to the derivatives in which the Fund invests.

SWAP AGREEMENTS RISK—Swap agreements are contracts among the Fund and a counterparty to exchange the return of the pre-determined underlying investment (such as the rate of return of the underlying index). Swap agreements may be negotiated bilaterally and traded OTC between two parties or, in some instances, must be transacted through a futures commission merchant and cleared through a clearinghouse that serves as a central counterparty. Risks associated with the use of swap agreements are different from those associated with ordinary portfolio securities transactions, due in part to the fact they could be considered illiquid and many swaps trade on the OTC market. Swaps are particularly subject to counterparty credit, correlation, valuation,

liquidity and leveraging risks. Certain standardized swaps are subject to mandatory central clearing. Central clearing is expected to reduce counterparty credit risk and increase liquidity, but central clearing does not make swap transactions risk-free.

FUTURES CONTRACTS RISK—Futures contracts are typically exchange-traded contracts that call for the future delivery of an asset at a certain price and date, or cash settlement of the terms of the contract. Risks of futures contracts may be caused by an imperfect correlation between movements in the price of the instruments and the price of the underlying securities. In addition, there is the risk that the Fund may not be able to enter into a closing transaction because of an illiquid market. Exchanges can limit the number of positions that can be held or controlled by the Fund or the Advisor, thus limiting the ability to implement the Fund's strategies. Futures markets are highly volatile and the use of futures may increase the volatility of the Fund's net asset value ("NAV"). Futures also are subject to leverage risks and to liquidity risk.

OPTIONS CONTRACTS RISK—Options or options on futures contracts give the holder of the option the right to buy (or to sell) a position in a security or in a contract to the writer of the option, at a certain price. They are subject to correlation risk because there may be an imperfect correlation between the options and the securities markets that cause a given transaction to fail to achieve its objectives. The successful use of options depends on the Advisor's ability to correctly predict future price fluctuations and the degree of correlation between the options and securities markets. Exchanges can limit the number of positions that can be held or controlled by the Fund or the Advisor, thus limiting the ability to implement the Fund's strategies. Options also are particularly subject to leverage risk and can be subject to liquidity risk.

EARLY CLOSING RISK—The Fund is subject to the risk that unanticipated early closings of securities exchanges and other financial markets may result in the Fund's inability to buy or sell securities or other financial instruments on that day and may cause the Fund to incur substantial trading losses.

EQUITY RISK—The Fund is subject to the risk that the value of the equity securities and equity-based derivatives in the Fund's portfolio will decline due to volatility in the equity market caused by general market and economic conditions, perceptions regarding particular industries represented in the equity market, or factors relating to specific companies to which the Fund has investment exposure.

INDUSTRY CONCENTRATION RISK—The Fund may concentrate (*i.e.*, invest more than 25% of its net assets) its investments in a limited number of issuers conducting business in the same industry or group of related industries. To the extent the Fund does so, the Fund is more vulnerable to adverse market, economic, regulatory, political or other developments affecting that industry or group of related industries than a fund that invests its assets more broadly. The industries in which the underlying index components, and thus the Fund's assets, may be concentrated will vary as the composition of the underlying index changes over time.

MARKET RISK—The market value of the securities and derivatives held by the Fund may fluctuate over time in response to factors affecting individual companies or other factors such as changing economic, political or financial markets.

NON-DIVERSIFICATION RISK—The Fund is considered non-diversified and can invest a greater portion of its assets in securities of individual issuers than a diversified fund. As a result, changes in the market value of a single issuer's securities could cause greater fluctuations in the value of Fund shares than would occur in a diversified fund. The Fund may become diversified for periods of time solely as a result of changes in the composition of the underlying index (*e.g.*, changes in the relative market capitalization or weights of one or more index component stocks).

OTC TRADING RISK—Certain of the derivatives in which the Fund may invest may be traded (and privately negotiated) in the OTC market. While the OTC derivatives market is the primary trading venue for many derivatives, it is largely unregulated and provides for less transparency than a national securities or commodities exchange. As a result and similar to other privately negotiated contracts, the Fund is subject to counterparty credit risk with respect to such derivatives contracts.

PASSIVE INVESTMENT RISK—The Fund is not actively managed and the Advisor does not attempt to take defensive positions in declining markets. Therefore, the Fund may be subject to greater losses in a declining market than a fund that is actively managed.

PORTFOLIO TURNOVER RISK—Periodic rebalancing of the Fund's holdings pursuant to its daily investment objective may lead to a greater number of portfolio transactions in the Fund than experienced by other mutual funds. Such frequent and active trading may lead to significantly higher transaction costs because of increased broker commissions associated with such transactions.

REGULATORY AND LEGAL RISK—U.S. and non-U.S. governmental agencies and other regulators regularly implement additional regulations and legislators pass new laws that affect the investments held by the Fund, the strategies used by the Fund or the level of regulation or taxation applying to the Fund (such as regulations related to investments in derivatives and other transactions). These regulations and laws impact the investment strategies, performance, costs and operations of the Fund or taxation of shareholders.

SECTOR RISK—The Fund is subject to the Sector Risks described below.

Consumer Discretionary Sector Risk. The Fund's investments are exposed to issuers conducting business in the Consumer Discretionary Sector. The manufacturing segment of the Consumer Discretionary Sector includes automotive, household durable goods, leisure equipment and textiles and apparel. The services segment includes hotels, restaurants and other leisure facilities, media production and services, and consumer retailing and services. The Fund is subject to the risk that the securities of such issuers will underperform the market as a whole due to legislative or regulatory changes, adverse market conditions and/or increased competition affecting the Consumer Discretionary Sector. The performance of companies operating in the Consumer Discretionary Sector has historically been closely tied to the performance of the overall economy, and also is affected by economic growth, consumer confidence, attitudes and spending. Changes in demographics and consumer tastes also can affect the demand for, and success of, consumer products and services in the marketplace. Moreover, the Consumer Discretionary Sector encompasses those businesses that tend to be the most sensitive to economic cycles.

Energy Sector Risk. The Fund's investments are exposed to issuers conducting business in the Energy Sector. The Energy Sector includes companies operating in the exploration and production, refining and marketing, and storage and transportation of oil and gas and coal and consumable fuels. It also includes companies that offer oil and gas equipment and related services. The Fund is subject to the risk that the securities of such issuers will underperform the market as a whole due to legislative or regulatory changes, adverse market conditions and/or increased competition affecting the Energy Sector. The performance of companies operating in the Energy Sector is closely tied to the price and supply of energy fuels and international political events.

Industrials Sector Risk. The Fund's investments are exposed to issuers conducting business in the Industrials Sector. The Industrials Sector includes manufacturers and distributors of capital goods such as aerospace and defense, building projects, electrical equipment and machinery, and companies that offer construction and engineering services. It also includes providers of commercial and professional services including printing, environmental and facilities services, office services and supplies, security and alarm services, human resource and employment services, and research and consulting services. It also includes companies that provide transportation services. The Fund is subject to the risk that the securities of such issuers will underperform the market as a whole due to legislative or regulatory changes, adverse market conditions and/or increased competition affecting the Industrials Sector. The prices of the securities of companies operating in the Industrials Sector may fluctuate due to the level and volatility of commodity prices, the exchange value of the dollar, import controls, worldwide competition, liability for environmental damage, depletion of resources, and mandated expenditures for safety and pollution control devices.

SHAREHOLDER TRADING RISK—The Fund may be used as a tool for certain investors that employ trading strategies involving frequent trading. Such trading strategies may lead to increased portfolio turnover in the Fund, higher transaction costs, and the possibility of increased short-term capital gains (which will be taxable to shareholders as ordinary income when distributed to them) and/or long-term capital gains. Large movements of assets into and out of the Fund due to active or frequent trading also may adversely affect the Fund's ability to achieve its investment objective.

SMALL-CAPITALIZATION SECURITIES RISK—The Fund is subject to the risk that small-capitalization stocks may underperform other segments of the equity market or the equity market as a whole. Small-capitalization companies

may be more vulnerable than larger, more established organizations to adverse business or economic developments. Securities of small-capitalization companies may experience much more price volatility, greater spreads between their bid and ask prices, significantly lower trading volumes, and cyclical or static growth prospects. Small-capitalization companies often have limited product lines, markets or financial resources, and may therefore be more vulnerable to adverse developments than larger capitalization companies.

TEMPORARY DEFENSIVE INVESTMENT RISK—The Advisor generally does not attempt to take defensive positions in the Fund in declining markets. Therefore, the Fund may be subject to greater losses in a declining market than a fund that does take defensive positions in declining markets.

TRACKING ERROR RISK—The Advisor may not be able to cause the Fund's performance to match that of the Fund's benchmark, either on a daily or aggregate basis. Factors such as Fund expenses, imperfect correlation between the Fund's investments and those of the underlying index, rounding of share prices, changes to the composition of the underlying index, regulatory policies, and high portfolio turnover rate all contribute to tracking error. Tracking error may cause the Fund's performance to be less than you expect.

TRADING HALT RISK—The Fund typically will hold futures contracts and short-term options. The major exchanges on which these contracts are traded, such as the Chicago Mercantile Exchange, have established limits on how much the trading price of a futures contract or option may decline over various time periods within a day, and may halt trading in a contract that exceeds such limits. If a trading halt occurs, the Fund may temporarily be unable to purchase or sell certain securities, futures contracts or options. Such a trading halt near the time the Fund prices its shares may limit the Fund's ability to fully invest its assets, which could increase tracking error and adversely affect performance, and may prevent the Fund from achieving its investment objective.

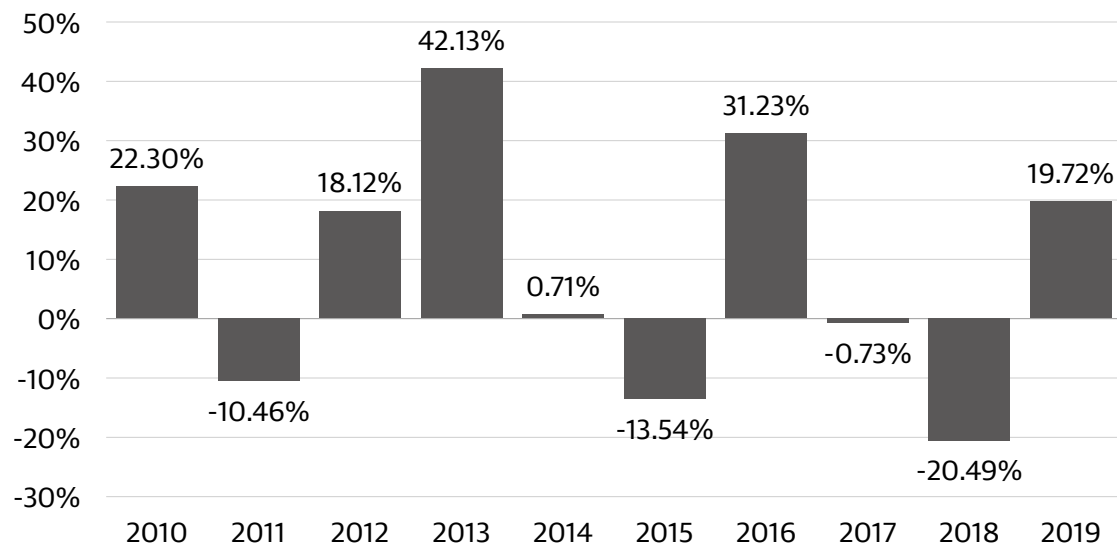
VALUE STOCKS RISK—Value stocks are subject to the risk that the intrinsic value of the stock may never be realized by the market or that the price goes down.

PERFORMANCE INFORMATION

The following bar chart shows the performance of the Class H shares of the Fund from year to year. The variability of performance over time provides an indication of the risks of investing in the Fund. The following table shows the performance of the Class H shares of the Fund as an average over different periods of time in comparison to the performance of a broad-based market index. The figures in the bar chart and table assume the reinvestment of dividends and capital gains distributions. Of course, this past performance (before and after taxes) does not necessarily indicate how the Fund will perform in the future.

Updated performance information is available on the Fund's website at www.guggenheiminvestments.com or by calling 800.820.0888.

The performance information shown below for Class H shares is based on a calendar year. The year-to-date return for the period from January 1, 2020 through June 30, 2020 is -33.49%.



Highest Quarter Return
Q4 2010 20.27%

Lowest Quarter Return
Q4 2018 -24.61%

AVERAGE ANNUAL TOTAL RETURN (for periods ended December 31, 2019)

The after-tax returns presented in the table below are calculated using highest historical individual federal marginal income tax rates and do not reflect the impact of state and local taxes. Your actual after-tax returns will depend on your specific tax situation and may differ from those shown below. After-tax returns are not relevant to investors who hold shares of the Fund through tax-deferred arrangements, such as 401(k) plans or individual retirement accounts.

Class H	Past 1 Year	Past 5 Years	Past 10 Years
Return Before Taxes	19.72%	1.40%	7.10%
Return After Taxes on Distributions	19.72%	1.40%	6.45%
Return After Taxes on Distributions and Sale of Fund Shares	11.67%	1.08%	5.40%
S&P SmallCap 600 Pure Value Index (reflects no deduction for fees, expenses or taxes)	23.05%	3.43%	9.95%

MANAGEMENT

INVESTMENT ADVISOR

Security Investors, LLC, which operates under the name Guggenheim Investments, serves as the investment adviser of the Fund.

PORTFOLIO MANAGERS

- **Michael P. Byrum**, CFA, Senior Vice President. Mr. Byrum has been associated with the Advisor since 1993.
- **Ryan A. Harder**, CFA, Portfolio Manager. Mr. Harder has been associated with the Advisor since 2004.

PURCHASE AND SALE OF FUND SHARES

The minimum initial investment amounts and minimum account balance requirements for Class H accounts held through a third party (e.g., a brokerage account) are typically:

- \$1,000 for retirement accounts
- \$2,500 for all other accounts

Accounts opened through a financial intermediary (non-direct) will be subject to your financial intermediary's minimum initial investment amount and account balance requirements, which may be different than the amounts above.

Class H accounts held directly at Guggenheim Investments (other than those that are managed by financial professionals) are subject to a minimum initial investment and account balance of \$5,000 (including retirement accounts).

Direct accounts managed by financial professionals are not subject to minimum initial investment and minimum account balance requirements.

There are no minimum amounts for subsequent investments in the Fund except for subsequent investments made via Automated Clearing House ("ACH").

The Fund reserves the right to modify its minimum account balance requirements at any time, with or without prior notice to you.

The Fund redeems its shares continuously and investors may sell their shares back to the Fund on any day that the New York Stock Exchange (the "NYSE") is open for business (a "Business Day"). You will ordinarily submit your transaction order through your financial intermediary or other securities dealers through which you opened your shareholder account or through Guggenheim Investments directly. The Fund also offers you the option to send redemption orders to Guggenheim Investments by mail, fax or telephone.

TAX INFORMATION

Fund distributions are generally taxable as ordinary income, qualified dividend income, or capital gains (or a combination thereof), unless your investment is in an IRA or other tax-advantaged retirement account. Investments through a tax-advantaged retirement account may be subject to taxation upon withdrawal.

PAYMENTS TO BROKER-DEALERS AND OTHER FINANCIAL INTERMEDIARIES

If you purchase the Fund through a broker-dealer or other financial intermediary (such as a bank), the Fund and its related companies may pay the intermediary for the sale of Fund shares and related services. These payments may create a conflict of interest by influencing the broker-dealer or other intermediary and your sales person to recommend the Fund over another investment. Ask your sales person or visit your financial intermediary's website for more information.

BANKING FUND

INVESTMENT OBJECTIVE

The Banking Fund (the "Fund") seeks to provide capital appreciation by investing in companies that are involved in the banking sector, including commercial banks (and their holding companies) and savings and loan institutions ("Banking Companies").

FEES AND EXPENSES OF THE FUND

This table describes the fees and expenses that you may pay if you buy and hold Investor Class shares or Class H shares of the Fund. You may be required to pay a commission to your financial intermediary for effecting transactions in a class of shares of the Fund without any initial sales charge, contingent deferred sales charge, or other asset-based fee for sales or distribution. These commissions are not reflected in the Fees and Expenses table or expense example below.

	Investor Class	Class H
SHAREHOLDER FEES <i>(fees paid directly from your investment)</i>	N/A	N/A
ANNUAL FUND OPERATING EXPENSES <i>(expenses that you pay each year as a percentage of the value of your investment)</i>		
Management Fees	0.85%	0.85%
Distribution (12b-1) Fees	None	0.25%
Other Expenses	0.63%	0.64%
Total Annual Fund Operating Expenses	1.48%	1.74%

EXAMPLE

This Example is intended to help you compare the cost of investing in the Fund with the cost of investing in other mutual funds.

The Example assumes that you invest \$10,000 in the Fund for the time periods indicated and then redeem all of your shares at the end of those periods. The Example also assumes that your investment has a 5% return each year and that the Fund's operating expenses remain the same. Although your actual costs may be higher or lower, based on these assumptions your costs would be:

	1 Year	3 Years	5 Years	10 Years
Investor Class	\$151	\$468	\$808	\$1,768
Class H	\$177	\$548	\$944	\$2,052

PORTFOLIO TURNOVER

The Fund pays transaction costs, such as commissions, when it buys and sells securities (or "turns over" its portfolio). A higher portfolio turnover rate may indicate higher transaction costs and may result in higher taxes when Fund shares are held in a taxable account. These costs, which are not reflected in the Total Annual Fund Operating Expenses or the Example, affect the Fund's performance. During the most recent fiscal year, the Fund's portfolio turnover rate was 360% of the average value of its portfolio. The Fund's portfolio turnover rate is calculated without regard to cash instruments and most derivatives. If such instruments were included, the Fund's portfolio turnover rate might be significantly higher.

PRINCIPAL INVESTMENT STRATEGIES

Under normal circumstances, the Fund invests substantially all (at least 80%) of its net assets in equity securities of Banking Companies that are traded in the United States and in derivatives, which primarily consist of futures contracts and options on securities, futures contracts, and stock indices. The Advisor employs a proprietary quantitative and qualitative methodology to identify Banking Companies in which to invest. The methodology utilizes screens based on price, liquidity, and tradability. Stocks are weighted using a proprietary modified capitalization weighting

methodology. The portfolio may be further adjusted to comply with regulatory investment limitations or as determined appropriate by the Advisor.

The Fund may invest to a significant extent in the securities of Banking Companies that have small to mid-sized capitalizations. Banking Companies are engaged in accepting deposits and making commercial and consumer loans and include state chartered banks, savings and loan institutions, and banks that are members of the Federal Reserve System. The Fund also may purchase American Depositary Receipts ("ADRs") to gain exposure to foreign Banking Companies and U.S. government securities. Under U.S. Securities and Exchange Commission regulations, the Fund may not invest more than 5% of its total assets in the equity securities of any company that derives more than 15% of its revenues from brokerage or investment management activities.

Investments in derivative instruments, such as futures and options, have the economic effect of creating financial leverage in the Fund's portfolio because such investments may give rise to losses that exceed the amount the Fund has invested in those instruments. Financial leverage will magnify, sometimes significantly, the Fund's exposure to any increase or decrease in prices associated with a particular reference asset resulting in increased volatility in the value of the Fund's portfolio. The value of the Fund's portfolio is likely to experience greater volatility over short-term periods. While such financial leverage has the potential to produce greater gains, it also may result in greater losses, which in some cases may cause the Fund to liquidate other portfolio investments at a loss to comply with limits on leverage and asset segregation requirements imposed by the Investment Company Act of 1940 or to meet redemption requests.

In an effort to ensure that the Fund is fully invested on a day-to-day basis, the Fund may conduct any necessary trading activity at or just prior to the close of the U.S. financial markets. As of June 30, 2020, the Fund has significant exposure to the Financials Sector, as that sector is defined by the Global Industry Classification Standard, a widely recognized industry classification methodology developed by MSCI, Inc. and Standard & Poor's Financial Services LLC. Also, as of June 30, 2020, the Fund's investments are concentrated (*i.e.*, more than 25% of its assets) in securities issued by companies in the Banks Industry, a separate industry within the Financials Sector.

PRINCIPAL RISKS

As with all mutual funds, a shareholder is subject to the risk that his or her investment could lose money. In addition to this risk, the Fund is subject to the principal risks described below.

DEPOSITARY RECEIPT RISK—The Fund may hold the securities of non-U.S. companies in the form of ADRs. The underlying securities of the ADRs in the Fund's portfolio are subject to fluctuations in foreign currency exchange rates that may affect the value of the Fund's portfolio. In addition, the value of the securities underlying the ADRs may change materially when the U.S. markets are not open for trading. Investments in the underlying foreign securities also involve political and economic risks distinct from those associated with investing in the securities of U.S. issuers.

DERIVATIVES RISK—The Fund's investments in derivatives may pose risks in addition to and greater than those associated with investing directly in securities or other investments, including risks relating to leverage, imperfect correlations with underlying investments or the Fund's other portfolio holdings, high price volatility, lack of availability, counterparty credit, liquidity, valuation and legal restrictions. Their use is a highly specialized activity that involves investment techniques and risks different from those associated with ordinary portfolio securities transactions. If the Advisor is incorrect about its expectations of market conditions, the use of derivatives could also result in a loss, which in some cases may be unlimited. Certain risks are specific to the derivatives in which the Fund invests.

FUTURES CONTRACTS RISK—Futures contracts are typically exchange-traded contracts that call for the future delivery of an asset at a certain price and date, or cash settlement of the terms of the contract. Risks of futures contracts may be caused by an imperfect correlation between movements in the price of the instruments and the price of the underlying securities. In addition, there is the risk that the Fund may not be able to enter into a closing transaction because of an illiquid market. Exchanges can limit the number of positions that can be held or controlled by the Fund or the Advisor, thus limiting the ability to implement the Fund's strategies. Futures markets are highly volatile and the use of futures may increase the volatility of the Fund's net asset value ("NAV"). Futures also are subject to leverage risks and to liquidity risk.

OPTIONS CONTRACTS RISK—Options or options on futures contracts give the holder of the option the right to buy (or to sell) a position in a security or in a contract to the writer of the option, at a certain price. They are subject to correlation risk because there may be an imperfect correlation between the options and the securities markets that cause a given transaction to fail to achieve its objectives. The successful use of options depends on the Advisor's ability to correctly predict future price fluctuations and the degree of correlation between the options and securities markets. Exchanges can limit the number of positions that can be held or controlled by the Fund or the Advisor, thus limiting the ability to implement the Fund's strategies. Options also are particularly subject to leverage risk and can be subject to liquidity risk.

EARLY CLOSING RISK—The Fund is subject to the risk that unanticipated early closings of securities exchanges and other financial markets may result in the Fund's inability to buy or sell securities or other financial instruments on that day and may cause the Fund to incur substantial trading losses.

EQUITY RISK—The Fund is subject to the risk that the value of the equity securities and equity-based derivatives in the Fund's portfolio will decline due to volatility in the equity market caused by general market and economic conditions, perceptions regarding particular industries represented in the equity market, or factors relating to specific companies to which the Fund has investment exposure.

FOREIGN ISSUER EXPOSURE RISK—The Fund may invest in securities of foreign companies directly, or in financial instruments that are indirectly linked to the performance of foreign issuers, such as ADRs. The Fund's exposure to foreign issuers and investments in foreign securities, if any, are subject to additional risks in comparison to U.S. securities and U.S. issuers, including currency fluctuations, adverse political and economic developments, unreliable or untimely information, less liquidity, limited legal recourse and higher transactional costs.

INDUSTRY CONCENTRATION RISK—The Fund expects to concentrate (*i.e.*, invest more than 25% of its net assets) its investments in a limited number of issuers conducting business in the same industry or group of related industries. To the extent the Fund does so, the Fund is more vulnerable to adverse market, economic, regulatory, political or other developments affecting that industry or group of related industries than a fund that invests its assets more broadly. As of June 30, 2020, the Fund's investments are concentrated in securities issued by companies in the Banks Industry. As a result of the Fund's concentration in the Banks Industry, the Fund is subject to the risks associated with that Industry. The Banks Industry includes large, geographically diverse banks with a national footprint as well as smaller regional banks whose businesses are derived primarily from conventional banking operations and have significant business activity in retail banking and small and medium corporate lending. Government regulations may limit both the amounts and types of loans and financial commitments companies in the Banks Industry can make, the interest rates and fees they can charge, and the amount of capital they must maintain, all of which may affect profitability. Credit losses resulting from financial difficulties of borrowers also can negatively affect the performance of banking companies. In addition, the prices of the securities of companies in the Banks Industry may fluctuate widely due to the broadening of regional and national interstate banking powers, the reduction in the number of publicly-traded banking companies, and general economic conditions that could create exposure to credit losses. Legislative or regulatory changes and increased government supervision also may affect companies in the Banks Industry. The Banks Industry is a separate industry within the Financials Sector.

MARKET RISK—The market value of the securities and derivatives held by the Fund may fluctuate over time in response to factors affecting individual companies or other factors such as changing economic, political or financial markets.

MID-CAPITALIZATION SECURITIES RISK—The Fund is subject to the risk that medium-capitalization stocks may underperform other segments of the equity market or the equity market as a whole. Securities of medium-capitalization companies may experience more price volatility, greater spreads between their bid and ask prices, lower trading volumes, and cyclical or static growth prospects. Medium-capitalization companies often have limited product lines, markets or financial resources, and may therefore be more vulnerable to adverse developments than larger capitalization companies.

PORTFOLIO TURNOVER RISK—The Fund's strategy may frequently involve buying and selling portfolio securities, which may lead to increased costs to the Fund. Portfolio turnover risk may cause the Fund's performance to be less than you expect.

REGULATORY AND LEGAL RISK—U.S. and non-U.S. governmental agencies and other regulators regularly implement additional regulations and legislators pass new laws that affect the investments held by the Fund, the strategies used by the Fund or the level of regulation or taxation applying to the Fund (such as regulations related to investments in derivatives and other transactions). These regulations and laws impact the investment strategies, performance, costs and operations of the Fund or taxation of shareholders.

SECTOR RISK—The Fund is subject to the Sector Risk described below.

Financials Sector Risk. The Fund's investments are exposed to issuers conducting business in the Financials Sector. The Financials Sector includes companies involved in banking, thrifts and mortgage finance, specialized finance, consumer finance, asset management and custody banks, investment banking and brokerage, and insurance. It also includes the Financial Exchanges & Data and Mortgage Real Estate Investment Trusts (REITs) sub-industries. The Fund is subject to the risk that the securities of such issuers will underperform the market as a whole due to legislative or regulatory changes, adverse market conditions and/or increased competition affecting the Financials Sector. Companies operating in the Financials Sector are subject to extensive government regulation, which may limit the financial commitments they can make and the interest rates and fees they can charge. Profitability is largely dependent on the availability and cost of capital funds, and may fluctuate significantly when interest rates change or due to increased competition.

SHAREHOLDER TRADING RISK—The Fund may be used as a tool for certain investors that employ trading strategies involving frequent trading. Such trading strategies may lead to increased portfolio turnover in the Fund, higher transaction costs, and the possibility of increased short-term capital gains (which will be taxable to shareholders as ordinary income when distributed to them) and/or long-term capital gains. Large movements of assets into and out of the Fund due to active or frequent trading also may adversely affect the Fund's ability to achieve its investment objective.

SMALL-CAPITALIZATION SECURITIES RISK—The Fund is subject to the risk that small-capitalization stocks may underperform other segments of the equity market or the equity market as a whole. Small-capitalization companies may be more vulnerable than larger, more established organizations to adverse business or economic developments. Securities of small-capitalization companies may experience much more price volatility, greater spreads between their bid and ask prices, significantly lower trading volumes, and cyclical or static growth prospects. Small-capitalization companies often have limited product lines, markets or financial resources, and may therefore be more vulnerable to adverse developments than larger capitalization companies.

TEMPORARY DEFENSIVE INVESTMENT RISK—The Advisor generally does not attempt to take defensive positions in the Fund in declining markets. Therefore, the Fund may be subject to greater losses in a declining market than a fund that does take defensive positions in declining markets.

TRADING HALT RISK—The Fund typically will hold futures contracts and short-term options. The major exchanges on which these contracts are traded, such as the Chicago Mercantile Exchange, have established limits on how much the trading price of a futures contract or option may decline over various time periods within a day, and may halt trading in a contract that exceeds such limits. If a trading halt occurs, the Fund may temporarily be unable to purchase or sell certain securities, futures contracts or options. Such a trading halt near the time the Fund prices its shares may limit the Fund's ability to fully invest its assets, which could adversely affect performance, and may prevent the Fund from achieving its investment objective.

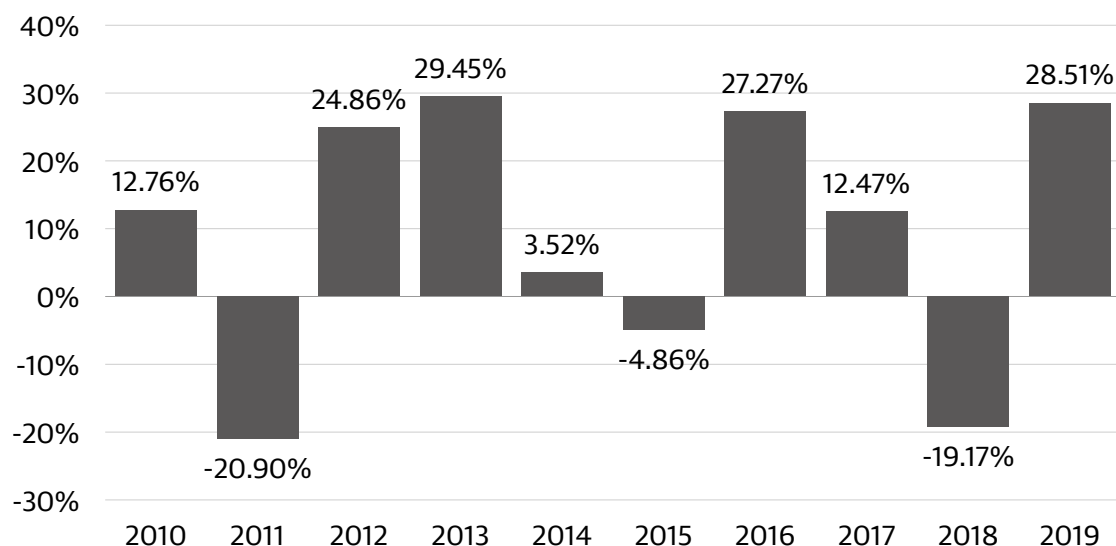
PERFORMANCE INFORMATION

The following bar chart shows the performance of the Investor Class shares of the Fund from year to year. The variability of performance over time provides an indication of the risks of investing in the Fund. The following tables show the performance of the Investor Class shares and Class H shares of the Fund as an average over different periods of time in comparison to the performance of a broad-based market index. Effective upon the close of business on September 30, 2015, the Fund converted its former Advisor Class shares to Class H shares. For periods prior to September 30, 2015, the performance shown reflects the performance of Advisor Class shares. The returns shown have not been adjusted to reflect any differences in expenses between Advisor Class shares and Class H shares. However, the Fund's Class H shares would have had annual returns substantially similar to those of the Fund's former Advisor Class shares because they are invested in the same portfolio of securities and have a similar expense structure to that of Advisor Class shares. The figures in the bar chart and tables assume the reinvestment of dividends and

capital gains distributions. Of course, this past performance (before and after taxes) does not necessarily indicate how the Fund will perform in the future.

Updated performance information is available on the Fund's website at www.guggenheiminvestments.com or by calling 800.820.0888.

The performance information shown below for Investor Class shares is based on a calendar year. The year-to-date return for the period from January 1, 2020 through June 30, 2020 is -31.51%.



Highest Quarter Return
Q4 2016 24.48%

Lowest Quarter Return
Q3 2011 -25.99%

AVERAGE ANNUAL TOTAL RETURN (for periods ended December 31, 2019)

The after-tax returns presented in the table below are calculated using highest historical individual federal marginal income tax rates and do not reflect the impact of state and local taxes. Your actual after-tax returns will depend on your specific tax situation and may differ from those shown below. After-tax returns are not relevant to investors who hold shares of the Fund through tax-deferred arrangements, such as 401(k) plans or individual retirement accounts.

Investor Class	Past 1 Year	Past 5 Years	Past 10 Years
Return Before Taxes	28.51%	7.18%	7.76%
Return After Taxes on Distributions	28.19%	6.82%	7.47%
Return After Taxes on Distributions and Sale of Fund Shares	16.87%	5.46%	6.16%
S&P 500® Index (reflects no deduction for fees, expenses or taxes)	31.49%	11.70%	13.56%

Class H	Past 1 Year	Past 5 Years	Past 10 Years
Return Before Taxes	28.17%	6.91%	7.36%
Return After Taxes on Distributions	27.81%	6.51%	7.04%
Return After Taxes on Distributions and Sale of Fund Shares	16.67%	5.22%	5.80%
S&P 500® Index (reflects no deduction for fees, expenses or taxes)	31.49%	11.70%	13.56%

MANAGEMENT

INVESTMENT ADVISOR

Security Investors, LLC, which operates under the name Guggenheim Investments, serves as the investment adviser of the Fund.

PORTFOLIO MANAGERS

- **Michael P. Byrum**, CFA, Senior Vice President. Mr. Byrum has been associated with the Advisor since 1993.
- **Ryan A. Harder**, CFA, Portfolio Manager. Mr. Harder has been associated with the Advisor since 2004.

PURCHASE AND SALE OF FUND SHARES

The minimum initial investment amounts and minimum account balance requirements for Investor Class and Class H accounts held through a third party (e.g., a brokerage account) are typically:

- \$1,000 for retirement accounts
- \$2,500 for all other accounts

Investor Class and Class H accounts opened through a financial intermediary (non-direct) will be subject to your financial intermediary's minimum initial investment amount and account balance requirements, which may be different than the amounts above.

Investor Class and Class H accounts held directly at Guggenheim Investments (other than those that are managed by financial professionals) are subject to a minimum initial investment and account balance of \$5,000 (including retirement accounts).

Direct accounts managed by financial professionals are not subject to minimum initial investment and minimum account balance requirements.

There are no minimum amounts for subsequent investments in the Fund except for subsequent investments made via Automated Clearing House ("ACH").

The Fund reserves the right to modify its minimum account balance requirements at any time, with or without prior notice to you.

The Fund redeems its shares continuously and investors may sell their shares back to the Fund on any day that the New York Stock Exchange (the "NYSE") is open for business (a "Business Day"). You will ordinarily submit your transaction order through your financial intermediary or other securities dealers through which you opened your shareholder account or through Guggenheim Investments directly. The Fund also offers you the option to send redemption orders to Guggenheim Investments by mail, fax or telephone.

TAX INFORMATION

Fund distributions are generally taxable as ordinary income, qualified dividend income, or capital gains (or a combination thereof), unless your investment is in an IRA or other tax-advantaged retirement account. Investments through a tax-advantaged retirement account may be subject to taxation upon withdrawal.

PAYMENTS TO BROKER-DEALERS AND OTHER FINANCIAL INTERMEDIARIES

If you purchase the Fund through a broker-dealer or other financial intermediary (such as a bank), the Fund and its related companies may pay the intermediary for the sale of Fund shares and related services. These payments may create a conflict of interest by influencing the broker-dealer or other intermediary and your sales person to recommend the Fund over another investment. Ask your sales person or visit your financial intermediary's website for more information.

BASIC MATERIALS FUND

INVESTMENT OBJECTIVE

The Basic Materials Fund (the "Fund") seeks to provide capital appreciation by investing in companies engaged in the mining, manufacture, or sale of basic materials, such as lumber, steel, iron, aluminum, concrete, chemicals and other basic building and manufacturing materials ("Basic Materials Companies").

FEES AND EXPENSES OF THE FUND

This table describes the fees and expenses that you may pay if you buy and hold Investor Class shares or Class H shares of the Fund. You may be required to pay a commission to your financial intermediary for effecting transactions in a class of shares of the Fund without any initial sales charge, contingent deferred sales charge, or other asset-based fee for sales or distribution. These commissions are not reflected in the Fees and Expenses table or expense example below.

	Investor Class	Class H
SHAREHOLDER FEES <i>(fees paid directly from your investment)</i>	N/A	N/A
ANNUAL FUND OPERATING EXPENSES <i>(expenses that you pay each year as a percentage of the value of your investment)</i>		
Management Fees	0.85%	0.85%
Distribution (12b-1) Fees	None	0.25%
Other Expenses	0.63%	0.62%
Total Annual Fund Operating Expenses	1.48%	1.72%

EXAMPLE

This Example is intended to help you compare the cost of investing in the Fund with the cost of investing in other mutual funds.

The Example assumes that you invest \$10,000 in the Fund for the time periods indicated and then redeem all of your shares at the end of those periods. The Example also assumes that your investment has a 5% return each year and that the Fund's operating expenses remain the same. Although your actual costs may be higher or lower, based on these assumptions your costs would be:

	1 Year	3 Years	5 Years	10 Years
Investor Class	\$151	\$468	\$808	\$1,768
Class H	\$175	\$542	\$933	\$2,030

PORTFOLIO TURNOVER

The Fund pays transaction costs, such as commissions, when it buys and sells securities (or "turns over" its portfolio). A higher portfolio turnover rate may indicate higher transaction costs and may result in higher taxes when Fund shares are held in a taxable account. These costs, which are not reflected in the Total Annual Fund Operating Expenses or the Example, affect the Fund's performance. During the most recent fiscal year, the Fund's portfolio turnover rate was 67% of the average value of its portfolio. The Fund's portfolio turnover rate is calculated without regard to cash instruments and most derivatives. If such instruments were included, the Fund's portfolio turnover rate might be significantly higher.

PRINCIPAL INVESTMENT STRATEGIES

Under normal circumstances, the Fund invests substantially all (at least 80%) of its net assets in equity securities of Basic Materials Companies that are traded in the United States and in derivatives, which primarily consist of futures contracts and options on securities, futures contracts, and stock indices. The Advisor employs a proprietary quantitative and qualitative methodology to identify Basic Materials Companies in which to invest. The methodology utilizes screens based on price, liquidity, and tradability. Stocks are weighted using a proprietary modified

capitalization weighting methodology. The portfolio may be further adjusted to comply with regulatory investment limitations or as determined appropriate by the Advisor.

The Fund may invest to a significant extent in the securities of Basic Materials Companies that have small to mid-sized capitalizations. Basic Materials Companies are engaged in the manufacture, mining, processing, or distribution of raw materials and intermediate goods used in the industrials sector, and may be involved in the production and transportation of metals, textiles, and wood products. The Fund also may purchase American Depositary Receipts ("ADRs") to gain exposure to foreign Basic Materials Companies and U.S. government securities.

Investments in derivative instruments, such as futures and options, have the economic effect of creating financial leverage in the Fund's portfolio because such investments may give rise to losses that exceed the amount the Fund has invested in those instruments. Financial leverage will magnify, sometimes significantly, the Fund's exposure to any increase or decrease in prices associated with a particular reference asset resulting in increased volatility in the value of the Fund's portfolio. The value of the Fund's portfolio is likely to experience greater volatility over short-term periods. While such financial leverage has the potential to produce greater gains, it also may result in greater losses, which in some cases may cause the Fund to liquidate other portfolio investments at a loss to comply with limits on leverage and asset segregation requirements imposed by the Investment Company Act of 1940 or to meet redemption requests.

In an effort to ensure that the Fund is fully invested on a day-to-day basis, the Fund may conduct any necessary trading activity at or just prior to the close of the U.S. financial markets. As of June 30, 2020, the Fund has significant exposure to the Materials Sector, as that sector is defined by the Global Industry Classification Standard, a widely recognized industry classification methodology developed by MSCI, Inc. and Standard & Poor's Financial Services LLC. Also, as of June 30, 2020, the Fund's investments are concentrated (*i.e.*, more than 25% of its assets) in securities issued by companies in the Chemicals Industry and Metals & Mining Industry, separate industries within the Materials Sector.

PRINCIPAL RISKS

As with all mutual funds, a shareholder is subject to the risk that his or her investment could lose money. In addition to this risk, the Fund is subject to the principal risks described below.

DEPOSITARY RECEIPT RISK—The Fund may hold the securities of non-U.S. companies in the form of ADRs. The underlying securities of the ADRs in the Fund's portfolio are subject to fluctuations in foreign currency exchange rates that may affect the value of the Fund's portfolio. In addition, the value of the securities underlying the ADRs may change materially when the U.S. markets are not open for trading. Investments in the underlying foreign securities also involve political and economic risks distinct from those associated with investing in the securities of U.S. issuers.

DERIVATIVES RISK—The Fund's investments in derivatives may pose risks in addition to and greater than those associated with investing directly in securities or other investments, including risks relating to leverage, imperfect correlations with underlying investments or the Fund's other portfolio holdings, high price volatility, lack of availability, counterparty credit, liquidity, valuation and legal restrictions. Their use is a highly specialized activity that involves investment techniques and risks different from those associated with ordinary portfolio securities transactions. If the Advisor is incorrect about its expectations of market conditions, the use of derivatives could also result in a loss, which in some cases may be unlimited. Certain risks are specific to the derivatives in which the Fund invests.

FUTURES CONTRACTS RISK—Futures contracts are typically exchange-traded contracts that call for the future delivery of an asset at a certain price and date, or cash settlement of the terms of the contract. Risks of futures contracts may be caused by an imperfect correlation between movements in the price of the instruments and the price of the underlying securities. In addition, there is the risk that the Fund may not be able to enter into a closing transaction because of an illiquid market. Exchanges can limit the number of positions that can be held or controlled by the Fund or the Advisor, thus limiting the ability to implement the Fund's strategies. Futures markets are highly volatile and the use of futures may increase the volatility of the Fund's net asset value ("NAV"). Futures also are subject to leverage risks and to liquidity risk.

OPTIONS CONTRACTS RISK—Options or options on futures contracts give the holder of the option the right to buy (or to sell) a position in a security or in a contract to the writer of the option, at a certain price. They are

subject to correlation risk because there may be an imperfect correlation between the options and the securities markets that cause a given transaction to fail to achieve its objectives. The successful use of options depends on the Advisor's ability to correctly predict future price fluctuations and the degree of correlation between the options and securities markets. Exchanges can limit the number of positions that can be held or controlled by the Fund or the Advisor, thus limiting the ability to implement the Fund's strategies. Options also are particularly subject to leverage risk and can be subject to liquidity risk.

EARLY CLOSING RISK—The Fund is subject to the risk that unanticipated early closings of securities exchanges and other financial markets may result in the Fund's inability to buy or sell securities or other financial instruments on that day and may cause the Fund to incur substantial trading losses.

EQUITY RISK—The Fund is subject to the risk that the value of the equity securities and equity-based derivatives in the Fund's portfolio will decline due to volatility in the equity market caused by general market and economic conditions, perceptions regarding particular industries represented in the equity market, or factors relating to specific companies to which the Fund has investment exposure.

FOREIGN ISSUER EXPOSURE RISK—The Fund may invest in securities of foreign companies directly, or in financial instruments that are indirectly linked to the performance of foreign issuers, such as ADRs. The Fund's exposure to foreign issuers and investments in foreign securities, if any, are subject to additional risks in comparison to U.S. securities and U.S. issuers, including currency fluctuations, adverse political and economic developments, unreliable or untimely information, less liquidity, limited legal recourse and higher transactional costs.

INDUSTRY CONCENTRATION RISK—The Fund expects to concentrate (*i.e.*, invest more than 25% of its net assets) its investments in a limited number of issuers conducting business in the same industry or group of related industries. To the extent the Fund does so, the Fund is more vulnerable to adverse market, economic, regulatory, political or other developments affecting that industry or group of related industries than a fund that invests its assets more broadly. As of June 30, 2020, the Fund's investments are concentrated in securities issued by companies in the industries described below.

Chemicals Industry. As a result of the Fund's concentration in the Chemicals Industry, the Fund is subject to the risks associated with that Industry. The Chemicals Industry includes companies that manufacture and produce industrial and basic chemicals (*e.g.*, plastics, synthetic fibers and films), fertilizers, pesticides and other agricultural chemicals, industrial gases, specialty chemicals (*e.g.*, advanced polymers and adhesives) and other diversified chemicals. The prices of securities of companies in the Chemicals Industry may fluctuate widely due to intense competition, product obsolescence, and raw materials prices. In addition, companies in the Chemicals Industry may be subject to risks associated with the production, handling, and disposal of hazardous chemicals. Legislative or regulatory changes and increased government supervision also may affect companies in the Chemicals Industry. The Chemicals Industry is a separate industry within the Materials Sector.

Metals & Mining Industry. As a result of the Fund's concentration in the Metals & Mining Industry, the Fund is subject to the risks associated with that Industry. The Metals & Mining Industry includes producers of aluminum, gold, iron and steel, and related products, as well as companies engaged in the production, extraction or mining of copper ore, silver and other metals (including precious metals) and minerals. The prices of the securities of companies in the Metals & Mining Industry may fluctuate widely due to events relating to international political and economic developments, energy conservation, the success of exploration projects, commodity prices, and taxes. Investments in companies in the Metals & Mining Industry may be speculative and may be subject to greater price volatility than investments in other types of companies. Legislative or regulatory changes and increased government supervision also may affect companies in the Metals & Mining Industry. The Metals & Mining Industry is a separate industry within the Materials Sector.

MARKET RISK—The market value of the securities and derivatives held by the Fund may fluctuate over time in response to factors affecting individual companies or other factors such as changing economic, political or financial markets.

MID-CAPITALIZATION SECURITIES RISK—The Fund is subject to the risk that medium-capitalization stocks may underperform other segments of the equity market or the equity market as a whole. Securities of medium-capitalization companies may experience more price volatility, greater spreads between their bid and ask prices, lower trading volumes, and cyclical or static growth prospects. Medium-capitalization companies often have limited product

lines, markets or financial resources, and may therefore be more vulnerable to adverse developments than larger capitalization companies.

PORTFOLIO TURNOVER RISK—The Fund's strategy may frequently involve buying and selling portfolio securities, which may lead to increased costs to the Fund. Portfolio turnover risk may cause the Fund's performance to be less than you expect.

REGULATORY AND LEGAL RISK—U.S. and non-U.S. governmental agencies and other regulators regularly implement additional regulations and legislators pass new laws that affect the investments held by the Fund, the strategies used by the Fund or the level of regulation or taxation applying to the Fund (such as regulations related to investments in derivatives and other transactions). These regulations and laws impact the investment strategies, performance, costs and operations of the Fund or taxation of shareholders.

SECTOR RISK—The Fund is subject to the Sector Risk described below.

Materials Sector Risk. The Fund's investments are exposed to issuers conducting business in the Materials Sector. The Materials Sector includes companies that manufacture chemicals, construction materials, glass, paper, forest products and related packaging products, and metals, minerals and mining companies, including producers of steel. The Fund is subject to the risk that the securities of such issuers will underperform the market as a whole due to legislative or regulatory changes, adverse market conditions and/or increased competition affecting the Materials Sector. The prices of the securities of companies operating in the Materials Sector may fluctuate widely due to the level and volatility of commodity prices, the exchange value of the U.S. dollar, import controls, worldwide competition, liability for environmental damage, depletion of resources, and mandated expenditures for safety and pollution control devices.

SHAREHOLDER TRADING RISK—The Fund may be used as a tool for certain investors that employ trading strategies involving frequent trading. Such trading strategies may lead to increased portfolio turnover in the Fund, higher transaction costs, and the possibility of increased short-term capital gains (which will be taxable to shareholders as ordinary income when distributed to them) and/or long-term capital gains. Large movements of assets into and out of the Fund due to active or frequent trading also may adversely affect the Fund's ability to achieve its investment objective.

SMALL-CAPITALIZATION SECURITIES RISK—The Fund is subject to the risk that small-capitalization stocks may underperform other segments of the equity market or the equity market as a whole. Small-capitalization companies may be more vulnerable than larger, more established organizations to adverse business or economic developments. Securities of small-capitalization companies may experience much more price volatility, greater spreads between their bid and ask prices, significantly lower trading volumes, and cyclical or static growth prospects. Small-capitalization companies often have limited product lines, markets or financial resources, and may therefore be more vulnerable to adverse developments than larger capitalization companies.

TEMPORARY DEFENSIVE INVESTMENT RISK—The Advisor generally does not attempt to take defensive positions in the Fund in declining markets. Therefore, the Fund may be subject to greater losses in a declining market than a fund that does take defensive positions in declining markets.

TRADING HALT RISK—The Fund typically will hold futures contracts and short-term options. The major exchanges on which these contracts are traded, such as the Chicago Mercantile Exchange, have established limits on how much the trading price of a futures contract or option may decline over various time periods within a day, and may halt trading in a contract that exceeds such limits. If a trading halt occurs, the Fund may temporarily be unable to purchase or sell certain securities, futures contracts or options. Such a trading halt near the time the Fund prices its shares may limit the Fund's ability to fully invest its assets, which could adversely affect performance, and may prevent the Fund from achieving its investment objective.

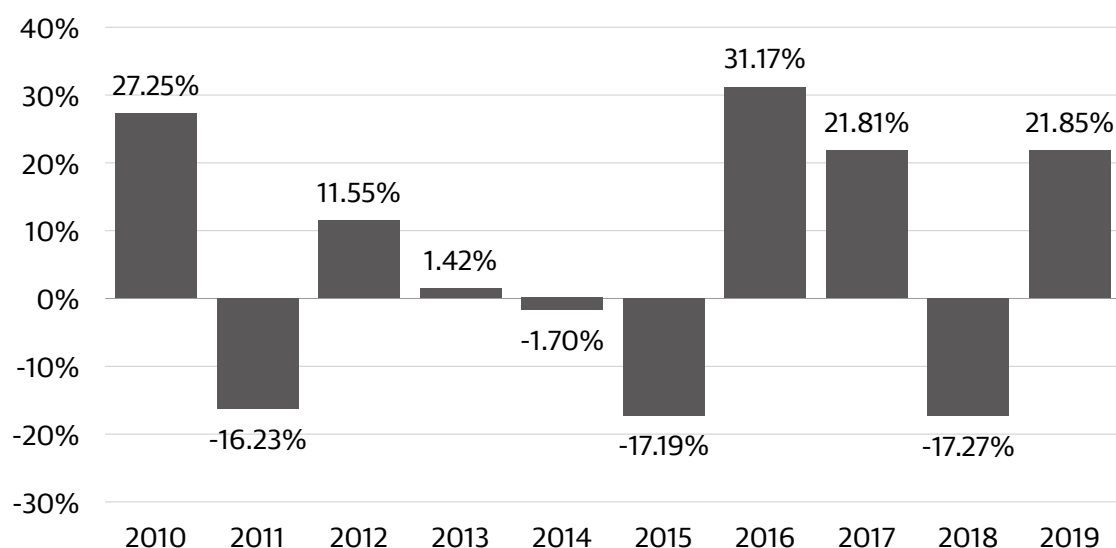
PERFORMANCE INFORMATION

The following bar chart shows the performance of the Investor Class shares of the Fund from year to year. The variability of performance over time provides an indication of the risks of investing in the Fund. The following tables show the performance of the Investor Class shares and Class H shares of the Fund as an average over different periods of time in comparison to the performance of a broad-based market index. Effective upon the close of business on

September 30, 2015, the Fund converted its former Advisor Class shares to Class H shares. For periods prior to September 30, 2015, the performance shown reflects the performance of Advisor Class shares. The returns shown have not been adjusted to reflect any differences in expenses between Advisor Class shares and Class H shares. However, the Fund's Class H shares would have had annual returns substantially similar to those of the Fund's former Advisor Class shares because they are invested in the same portfolio of securities and have a similar expense structure to that of Advisor Class shares. The figures in the bar chart and tables assume the reinvestment of dividends and capital gains distributions. Of course, this past performance (before and after taxes) does not necessarily indicate how the Fund will perform in the future.

Updated performance information is available on the Fund's website at www.guggenheiminvestments.com or by calling 800.820.0888.

The performance information shown below for Investor Class shares is based on a calendar year. The year-to-date return for the period from January 1, 2020 through June 30, 2020 is -8.89%.



Highest Quarter Return
Q3 2010 18.72%

Lowest Quarter Return
Q3 2011 -22.02%

AVERAGE ANNUAL TOTAL RETURN (for periods ended December 31, 2019)

The after-tax returns presented in the table below are calculated using highest historical individual federal marginal income tax rates and do not reflect the impact of state and local taxes. Your actual after-tax returns will depend on your specific tax situation and may differ from those shown below. After-tax returns are not relevant to investors who hold shares of the Fund through tax-deferred arrangements, such as 401(k) plans or individual retirement accounts.

Investor Class	Past 1 Year	Past 5 Years	Past 10 Years
Return Before Taxes	21.85%	5.93%	4.69%
Return After Taxes on Distributions	19.88%	5.17%	4.23%
Return After Taxes on Distributions and Sale of Fund Shares	13.09%	4.29%	3.51%
S&P 500® Index (reflects no deduction for fees, expenses or taxes)	31.49%	11.70%	13.56%

Class H	Past 1 Year	Past 5 Years	Past 10 Years
Return Before Taxes	21.52%	5.64%	4.29%
Return After Taxes on Distributions	19.35%	4.80%	3.79%
Return After Taxes on Distributions and Sale of Fund Shares	12.92%	4.03%	3.17%
S&P 500 [®] Index (reflects no deduction for fees, expenses or taxes)	31.49%	11.70%	13.56%

MANAGEMENT

INVESTMENT ADVISOR

Security Investors, LLC, which operates under the name Guggenheim Investments, serves as the investment adviser of the Fund.

PORTFOLIO MANAGERS

- **Michael P. Byrum**, CFA, Senior Vice President. Mr. Byrum has been associated with the Advisor since 1993.
- **Ryan A. Harder**, CFA, Portfolio Manager. Mr. Harder has been associated with the Advisor since 2004.

PURCHASE AND SALE OF FUND SHARES

The minimum initial investment amounts and minimum account balance requirements for Investor Class and Class H accounts held through a third party (e.g., a brokerage account) are typically:

- \$1,000 for retirement accounts
- \$2,500 for all other accounts

Investor Class and Class H accounts opened through a financial intermediary (non-direct) will be subject to your financial intermediary's minimum initial investment amount and account balance requirements, which may be different than the amounts above.

Investor Class and Class H accounts held directly at Guggenheim Investments (other than those that are managed by financial professionals) are subject to a minimum initial investment and account balance of \$5,000 (including retirement accounts).

Direct accounts managed by financial professionals are not subject to minimum initial investment and minimum account balance requirements.

There are no minimum amounts for subsequent investments in the Fund except for subsequent investments made via Automated Clearing House ("ACH").

The Fund reserves the right to modify its minimum account balance requirements at any time, with or without prior notice to you.

The Fund redeems its shares continuously and investors may sell their shares back to the Fund on any day that the New York Stock Exchange (the "NYSE") is open for business (a "Business Day"). You will ordinarily submit your transaction order through your financial intermediary or other securities dealers through which you opened your shareholder account or through Guggenheim Investments directly. The Fund also offers you the option to send redemption orders to Guggenheim Investments by mail, fax or telephone.

TAX INFORMATION

Fund distributions are generally taxable as ordinary income, qualified dividend income, or capital gains (or a combination thereof), unless your investment is in an IRA or other tax-advantaged retirement account. Investments through a tax-advantaged retirement account may be subject to taxation upon withdrawal.

PAYMENTS TO BROKER-DEALERS AND OTHER FINANCIAL INTERMEDIARIES

If you purchase the Fund through a broker-dealer or other financial intermediary (such as a bank), the Fund and its related companies may pay the intermediary for the sale of Fund shares and related services. These payments may create a conflict of interest by influencing the broker-dealer or other intermediary and your sales person to recommend the Fund over another investment. Ask your sales person or visit your financial intermediary's website for more information.

BIOTECHNOLOGY FUND

INVESTMENT OBJECTIVE

The Biotechnology Fund (the "Fund") seeks to provide capital appreciation by investing in companies that are involved in the biotechnology industry, including companies involved in research and development, genetic or other biological engineering, and in the design, manufacture, or sale of related biotechnology products or services ("Biotechnology Companies").

FEES AND EXPENSES OF THE FUND

This table describes the fees and expenses that you may pay if you buy and hold Investor Class shares or Class H shares of the Fund. You may be required to pay a commission to your financial intermediary for effecting transactions in a class of shares of the Fund without any initial sales charge, contingent deferred sales charge, or other asset-based fee for sales or distribution. These commissions are not reflected in the Fees and Expenses table or expense example below.

	Investor Class	Class H
SHAREHOLDER FEES <i>(fees paid directly from your investment)</i>	N/A	N/A
ANNUAL FUND OPERATING EXPENSES <i>(expenses that you pay each year as a percentage of the value of your investment)</i>		
Management Fees	0.85%	0.85%
Distribution (12b-1) Fees	None	0.25%
Other Expenses	0.63%	0.63%
Total Annual Fund Operating Expenses	1.48%	1.73%

EXAMPLE

This Example is intended to help you compare the cost of investing in the Fund with the cost of investing in other mutual funds.

The Example assumes that you invest \$10,000 in the Fund for the time periods indicated and then redeem all of your shares at the end of those periods. The Example also assumes that your investment has a 5% return each year and that the Fund's operating expenses remain the same. Although your actual costs may be higher or lower, based on these assumptions your costs would be:

	1 Year	3 Years	5 Years	10 Years
Investor Class	\$151	\$468	\$808	\$1,768
Class H	\$176	\$545	\$939	\$2,041

PORTFOLIO TURNOVER

The Fund pays transaction costs, such as commissions, when it buys and sells securities (or "turns over" its portfolio). A higher portfolio turnover rate may indicate higher transaction costs and may result in higher taxes when Fund shares are held in a taxable account. These costs, which are not reflected in the Total Annual Fund Operating Expenses or the Example, affect the Fund's performance. During the most recent fiscal year, the Fund's portfolio turnover rate was 64% of the average value of its portfolio. The Fund's portfolio turnover rate is calculated without regard to cash instruments and most derivatives. If such instruments were included, the Fund's portfolio turnover rate might be significantly higher.

PRINCIPAL INVESTMENT STRATEGIES

Under normal circumstances, the Fund invests substantially all (at least 80%) of its net assets in equity securities of Biotechnology Companies that are traded in the United States and in derivatives, which primarily consist of futures contracts and options on securities, futures contracts, and stock indices. The Advisor employs a proprietary quantitative and qualitative methodology to identify Biotechnology Companies in which to invest. The methodology utilizes screens based on price, liquidity, and tradability. Stocks are weighted using a proprietary modified

capitalization weighting methodology. The portfolio may be further adjusted to comply with regulatory investment limitations or as determined appropriate by the Advisor.

The Fund may invest to a significant extent in the securities of Biotechnology Companies that have small to mid-sized capitalizations. Biotechnology Companies are engaged in the research, development, and manufacture of various biotechnological products, services, and processes; manufacture and/or distribute biotechnological and biomedical products, including devices and instruments; provide or benefit significantly from scientific and technological advances in biotechnology; or provide processes or services instead of, or in addition to, products. The Fund also may purchase American Depositary Receipts ("ADRs") to gain exposure to foreign Biotechnology Companies and U.S. government securities.

Investments in derivative instruments, such as futures and options, have the economic effect of creating financial leverage in the Fund's portfolio because such investments may give rise to losses that exceed the amount the Fund has invested in those instruments. Financial leverage will magnify, sometimes significantly, the Fund's exposure to any increase or decrease in prices associated with a particular reference asset resulting in increased volatility in the value of the Fund's portfolio. The value of the Fund's portfolio is likely to experience greater volatility over short-term periods. While such financial leverage has the potential to produce greater gains, it also may result in greater losses, which in some cases may cause the Fund to liquidate other portfolio investments at a loss to comply with limits on leverage and asset segregation requirements imposed by the Investment Company Act of 1940 or to meet redemption requests.

In an effort to ensure that the Fund is fully invested on a day-to-day basis, the Fund may conduct any necessary trading activity at or just prior to the close of the U.S. financial markets. As of June 30, 2020, the Fund has significant exposure to the Health Care Sector, as that sector is defined by the Global Industry Classification Standard, a widely recognized industry classification methodology developed by MSCI, Inc. and Standard & Poor's Financial Services LLC. Also, as of June 30, 2020, the Fund's investments are concentrated (*i.e.*, more than 25% of its assets) in securities issued by companies in the Biotechnology Industry, a separate industry within the Health Care Sector. The Fund is non-diversified and, therefore, may invest a greater percentage of its assets in a particular issuer in comparison to a diversified fund.

PRINCIPAL RISKS

As with all mutual funds, a shareholder is subject to the risk that his or her investment could lose money. In addition to this risk, the Fund is subject to the principal risks described below.

DEPOSITARY RECEIPT RISK—The Fund may hold the securities of non-U.S. companies in the form of ADRs. The underlying securities of the ADRs in the Fund's portfolio are subject to fluctuations in foreign currency exchange rates that may affect the value of the Fund's portfolio. In addition, the value of the securities underlying the ADRs may change materially when the U.S. markets are not open for trading. Investments in the underlying foreign securities also involve political and economic risks distinct from those associated with investing in the securities of U.S. issuers.

DERIVATIVES RISK—The Fund's investments in derivatives may pose risks in addition to and greater than those associated with investing directly in securities or other investments, including risks relating to leverage, imperfect correlations with underlying investments or the Fund's other portfolio holdings, high price volatility, lack of availability, counterparty credit, liquidity, valuation and legal restrictions. Their use is a highly specialized activity that involves investment techniques and risks different from those associated with ordinary portfolio securities transactions. If the Advisor is incorrect about its expectations of market conditions, the use of derivatives could also result in a loss, which in some cases may be unlimited. Certain risks are specific to the derivatives in which the Fund invests.

FUTURES CONTRACTS RISK—Futures contracts are typically exchange-traded contracts that call for the future delivery of an asset at a certain price and date, or cash settlement of the terms of the contract. Risks of futures contracts may be caused by an imperfect correlation between movements in the price of the instruments and the price of the underlying securities. In addition, there is the risk that the Fund may not be able to enter into a closing transaction because of an illiquid market. Exchanges can limit the number of positions that can be held or controlled by the Fund or the Advisor, thus limiting the ability to implement the Fund's strategies. Futures markets are highly volatile and the use of futures may increase the volatility of the Fund's net asset value ("NAV"). Futures also are subject to leverage risks and to liquidity risk.

OPTIONS CONTRACTS RISK—Options or options on futures contracts give the holder of the option the right to buy (or to sell) a position in a security or in a contract to the writer of the option, at a certain price. They are subject to correlation risk because there may be an imperfect correlation between the options and the securities markets that cause a given transaction to fail to achieve its objectives. The successful use of options depends on the Advisor's ability to correctly predict future price fluctuations and the degree of correlation between the options and securities markets. Exchanges can limit the number of positions that can be held or controlled by the Fund or the Advisor, thus limiting the ability to implement the Fund's strategies. Options also are particularly subject to leverage risk and can be subject to liquidity risk.

EARLY CLOSING RISK—The Fund is subject to the risk that unanticipated early closings of securities exchanges and other financial markets may result in the Fund's inability to buy or sell securities or other financial instruments on that day and may cause the Fund to incur substantial trading losses.

EQUITY RISK—The Fund is subject to the risk that the value of the equity securities and equity-based derivatives in the Fund's portfolio will decline due to volatility in the equity market caused by general market and economic conditions, perceptions regarding particular industries represented in the equity market, or factors relating to specific companies to which the Fund has investment exposure.

FOREIGN ISSUER EXPOSURE RISK—The Fund may invest in securities of foreign companies directly, or in financial instruments that are indirectly linked to the performance of foreign issuers, such as ADRs. The Fund's exposure to foreign issuers and investments in foreign securities, if any, are subject to additional risks in comparison to U.S. securities and U.S. issuers, including currency fluctuations, adverse political and economic developments, unreliable or untimely information, less liquidity, limited legal recourse and higher transactional costs.

INDUSTRY CONCENTRATION RISK—The Fund expects to concentrate (*i.e.*, invest more than 25% of its net assets) its investments in a limited number of issuers conducting business in the same industry or group of related industries. To the extent the Fund does so, the Fund is more vulnerable to adverse market, economic, regulatory, political or other developments affecting that industry or group of related industries than a fund that invests its assets more broadly. As of June 30, 2020, the Fund's investments are concentrated in securities issued by companies in the Biotechnology Industry. As a result of the Fund's concentration in the Biotechnology Industry, the Fund is subject to the risks associated with that Industry. The Biotechnology Industry includes companies primarily engaged in the research, development, manufacturing and/or marketing of products based on genetic analysis and genetic engineering. The prices of the securities of companies in the Biotechnology Industry may fluctuate widely due to patent considerations, intense competition, rapid technological change and obsolescence, and regulatory requirements of the Food and Drug Administration, the Environmental Protection Agency, state and local governments, and foreign regulatory authorities. Legislative or regulatory changes and increased government supervision also may affect companies in the Biotechnology Industry. The Biotechnology Industry is a separate industry within the Health Care Sector.

MARKET RISK—The market value of the securities and derivatives held by the Fund may fluctuate over time in response to factors affecting individual companies or other factors such as changing economic, political or financial markets.

MID-CAPITALIZATION SECURITIES RISK—The Fund is subject to the risk that medium-capitalization stocks may underperform other segments of the equity market or the equity market as a whole. Securities of medium-capitalization companies may experience more price volatility, greater spreads between their bid and ask prices, lower trading volumes, and cyclical or static growth prospects. Medium-capitalization companies often have limited product lines, markets or financial resources, and may therefore be more vulnerable to adverse developments than larger capitalization companies.

NON-DIVERSIFICATION RISK—The Fund is considered non-diversified and can invest a greater portion of its assets in securities of individual issuers than a diversified fund. As a result, changes in the market value of a single issuer's securities could cause greater fluctuations in the value of Fund shares than would occur in a diversified fund.

PORTFOLIO TURNOVER RISK—The Fund's strategy may frequently involve buying and selling portfolio securities, which may lead to increased costs to the Fund. Portfolio turnover risk may cause the Fund's performance to be less than you expect.

REGULATORY AND LEGAL RISK—U.S. and non-U.S. governmental agencies and other regulators regularly implement additional regulations and legislators pass new laws that affect the investments held by the Fund, the strategies used by the Fund or the level of regulation or taxation applying to the Fund (such as regulations related to investments in derivatives and other transactions). These regulations and laws impact the investment strategies, performance, costs and operations of the Fund or taxation of shareholders.

SECTOR RISK—The Fund is subject to the Sector Risk described below.

Health Care Sector Risk. The Fund's investments are exposed to issuers conducting business in the Health Care Sector. The Health Care Sector includes health care providers and services, companies that manufacture and distribute health care equipment and supplies, and health care technology companies. It also includes companies involved in the research, development, production and marketing of pharmaceuticals and biotechnology products. The Fund is subject to the risk that the securities of such issuers will underperform the market as a whole due to legislative or regulatory changes, adverse market conditions and/or increased competition affecting the Health Care Sector. The prices of the securities of companies operating in the Health Care Sector are closely tied to government regulation and approval of their products and services, which can have a significant effect on the price and availability of those products and services.

SHAREHOLDER TRADING RISK—The Fund may be used as a tool for certain investors that employ trading strategies involving frequent trading. Such trading strategies may lead to increased portfolio turnover in the Fund, higher transaction costs, and the possibility of increased short-term capital gains (which will be taxable to shareholders as ordinary income when distributed to them) and/or long-term capital gains. Large movements of assets into and out of the Fund due to active or frequent trading also may adversely affect the Fund's ability to achieve its investment objective.

SMALL-CAPITALIZATION SECURITIES RISK—The Fund is subject to the risk that small-capitalization stocks may underperform other segments of the equity market or the equity market as a whole. Small-capitalization companies may be more vulnerable than larger, more established organizations to adverse business or economic developments. Securities of small-capitalization companies may experience much more price volatility, greater spreads between their bid and ask prices, significantly lower trading volumes, and cyclical or static growth prospects. Small-capitalization companies often have limited product lines, markets or financial resources, and may therefore be more vulnerable to adverse developments than larger capitalization companies.

TEMPORARY DEFENSIVE INVESTMENT RISK—The Advisor generally does not attempt to take defensive positions in the Fund in declining markets. Therefore, the Fund may be subject to greater losses in a declining market than a fund that does take defensive positions in declining markets.

TRADING HALT RISK—The Fund typically will hold futures contracts and short-term options. The major exchanges on which these contracts are traded, such as the Chicago Mercantile Exchange, have established limits on how much the trading price of a futures contract or option may decline over various time periods within a day, and may halt trading in a contract that exceeds such limits. If a trading halt occurs, the Fund may temporarily be unable to purchase or sell certain securities, futures contracts or options. Such a trading halt near the time the Fund prices its shares may limit the Fund's ability to fully invest its assets, which could adversely affect performance, and may prevent the Fund from achieving its investment objective.

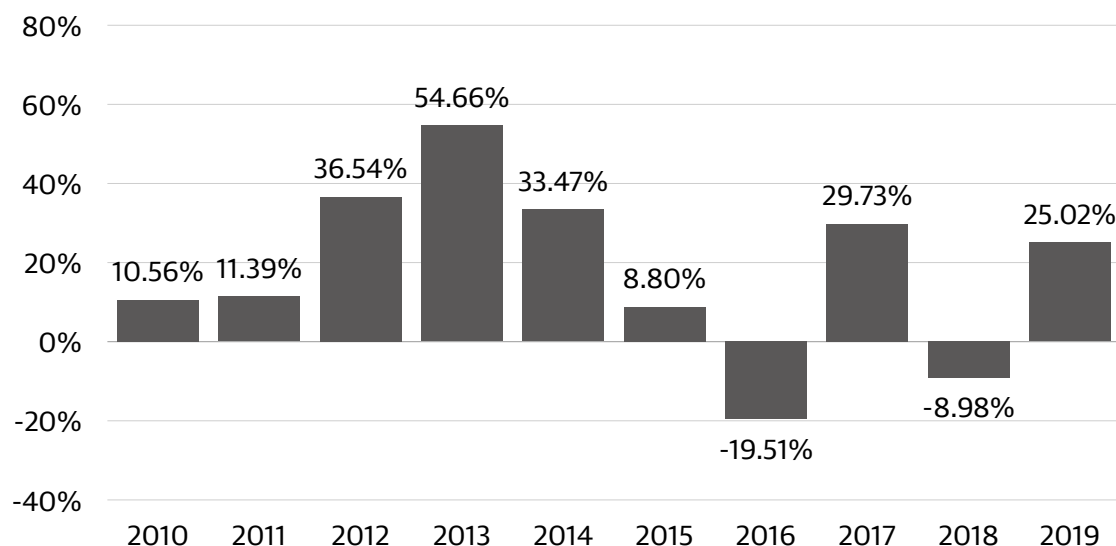
PERFORMANCE INFORMATION

The following bar chart shows the performance of the Investor Class shares of the Fund from year to year. The variability of performance over time provides an indication of the risks of investing in the Fund. The following tables show the performance of the Investor Class shares and Class H shares of the Fund as an average over different periods of time in comparison to the performance of a broad-based market index. Effective upon the close of business on September 30, 2015, the Fund converted its former Advisor Class shares to Class H shares. For periods prior to September 30, 2015, the performance shown reflects the performance of Advisor Class shares. The returns shown have not been adjusted to reflect any differences in expenses between Advisor Class shares and Class H shares. However, the Fund's Class H shares would have had annual returns substantially similar to those of the Fund's former Advisor Class shares because they are invested in the same portfolio of securities and have a similar expense structure to that of Advisor Class shares. The figures in the bar chart and tables assume the reinvestment of dividends and

capital gains distributions. Of course, this past performance (before and after taxes) does not necessarily indicate how the Fund will perform in the future.

Updated performance information is available on the Fund's website at www.guggenheiminvestments.com or by calling 800.820.0888.

The performance information shown below for Investor Class shares is based on a calendar year. The year-to-date return for the period from January 1, 2020 through June 30, 2020 is 9.51%.



Highest Quarter Return
Q1 2012 21.70%

Lowest Quarter Return
Q1 2016 -22.50%

AVERAGE ANNUAL TOTAL RETURN (for periods ended December 31, 2019)

The after-tax returns presented in the table below are calculated using highest historical individual federal marginal income tax rates and do not reflect the impact of state and local taxes. Your actual after-tax returns will depend on your specific tax situation and may differ from those shown below. After-tax returns are not relevant to investors who hold shares of the Fund through tax-deferred arrangements, such as 401(k) plans or individual retirement accounts.

Investor Class	Past 1 Year	Past 5 Years	Past 10 Years
Return Before Taxes	25.02%	5.27%	16.20%
Return After Taxes on Distributions	23.79%	3.93%	15.28%
Return After Taxes on Distributions and Sale of Fund Shares	15.68%	3.80%	13.54%
S&P 500® Index (reflects no deduction for fees, expenses or taxes)	31.49%	11.70%	13.56%

Class H	Past 1 Year	Past 5 Years	Past 10 Years
Return Before Taxes	24.70%	4.98%	15.75%
Return After Taxes on Distributions	23.32%	3.48%	14.73%
Return After Taxes on Distributions and Sale of Fund Shares	15.61%	3.53%	13.10%
S&P 500® Index (reflects no deduction for fees, expenses or taxes)	31.49%	11.70%	13.56%

MANAGEMENT

INVESTMENT ADVISOR

Security Investors, LLC, which operates under the name Guggenheim Investments, serves as the investment adviser of the Fund.

PORTFOLIO MANAGERS

- **Michael P. Byrum**, CFA, Senior Vice President. Mr. Byrum has been associated with the Advisor since 1993.
- **Ryan A. Harder**, CFA, Portfolio Manager. Mr. Harder has been associated with the Advisor since 2004.

PURCHASE AND SALE OF FUND SHARES

The minimum initial investment amounts and minimum account balance requirements for Investor Class and Class H accounts held through a third party (e.g., a brokerage account) are typically:

- \$1,000 for retirement accounts
- \$2,500 for all other accounts

Investor Class and Class H accounts opened through a financial intermediary (non-direct) will be subject to your financial intermediary's minimum initial investment amount and account balance requirements, which may be different than the amounts above.

Investor Class and Class H accounts held directly at Guggenheim Investments (other than those that are managed by financial professionals) are subject to a minimum initial investment and account balance of \$5,000 (including retirement accounts).

Direct accounts managed by financial professionals are not subject to minimum initial investment and minimum account balance requirements.

There are no minimum amounts for subsequent investments in the Fund except for subsequent investments made via Automated Clearing House ("ACH").

The Fund reserves the right to modify its minimum account balance requirements at any time, with or without prior notice to you.

The Fund redeems its shares continuously and investors may sell their shares back to the Fund on any day that the New York Stock Exchange (the "NYSE") is open for business (a "Business Day"). You will ordinarily submit your transaction order through your financial intermediary or other securities dealers through which you opened your shareholder account or through Guggenheim Investments directly. The Fund also offers you the option to send redemption orders to Guggenheim Investments by mail, fax or telephone.

TAX INFORMATION

Fund distributions are generally taxable as ordinary income, qualified dividend income, or capital gains (or a combination thereof), unless your investment is in an IRA or other tax-advantaged retirement account. Investments through a tax-advantaged retirement account may be subject to taxation upon withdrawal.

PAYMENTS TO BROKER-DEALERS AND OTHER FINANCIAL INTERMEDIARIES

If you purchase the Fund through a broker-dealer or other financial intermediary (such as a bank), the Fund and its related companies may pay the intermediary for the sale of Fund shares and related services. These payments may create a conflict of interest by influencing the broker-dealer or other intermediary and your sales person to recommend the Fund over another investment. Ask your sales person or visit your financial intermediary's website for more information.

CONSUMER PRODUCTS FUND

INVESTMENT OBJECTIVE

The Consumer Products Fund (the "Fund") seeks to provide capital appreciation by investing in companies engaged in manufacturing finished goods and services both domestically and internationally ("Consumer Products Companies").

FEES AND EXPENSES OF THE FUND

This table describes the fees and expenses that you may pay if you buy and hold Investor Class shares or Class H shares of the Fund. You may be required to pay a commission to your financial intermediary for effecting transactions in a class of shares of the Fund without any initial sales charge, contingent deferred sales charge, or other asset-based fee for sales or distribution. These commissions are not reflected in the Fees and Expenses table or expense example below.

	Investor Class	Class H
SHAREHOLDER FEES <i>(fees paid directly from your investment)</i>	N/A	N/A
ANNUAL FUND OPERATING EXPENSES <i>(expenses that you pay each year as a percentage of the value of your investment)</i>		
Management Fees	0.85%	0.85%
Distribution (12b-1) Fees	None	0.25%
Other Expenses	0.62%	0.62%
Total Annual Fund Operating Expenses	1.47%	1.72%

EXAMPLE

This Example is intended to help you compare the cost of investing in the Fund with the cost of investing in other mutual funds.

The Example assumes that you invest \$10,000 in the Fund for the time periods indicated and then redeem all of your shares at the end of those periods. The Example also assumes that your investment has a 5% return each year and that the Fund's operating expenses remain the same. Although your actual costs may be higher or lower, based on these assumptions your costs would be:

	1 Year	3 Years	5 Years	10 Years
Investor Class	\$150	\$465	\$803	\$1,757
Class H	\$175	\$542	\$933	\$2,030

PORTFOLIO TURNOVER

The Fund pays transaction costs, such as commissions, when it buys and sells securities (or "turns over" its portfolio). A higher portfolio turnover rate may indicate higher transaction costs and may result in higher taxes when Fund shares are held in a taxable account. These costs, which are not reflected in the Total Annual Fund Operating Expenses or the Example, affect the Fund's performance. During the most recent fiscal year, the Fund's portfolio turnover rate was 59% of the average value of its portfolio. The Fund's portfolio turnover rate is calculated without regard to cash instruments and most derivatives. If such instruments were included, the Fund's portfolio turnover rate might be significantly higher.

PRINCIPAL INVESTMENT STRATEGIES

Under normal circumstances, the Fund invests substantially all (at least 80%) of its net assets in equity securities of Consumer Products Companies that are traded in the United States and in derivatives, which primarily consist of futures contracts and options on securities, futures contracts, and stock indices. The Advisor employs a proprietary quantitative and qualitative methodology to identify Consumer Products Companies in which to invest. The methodology utilizes screens based on price, liquidity, and tradability. Stocks are weighted using a proprietary

modified capitalization weighting methodology. The portfolio may be further adjusted to comply with regulatory investment limitations or as determined appropriate by the Advisor.

The Fund may invest to a significant extent in the securities of Consumer Products Companies that have small to mid-sized capitalizations. Consumer Products Companies include companies that manufacture wholesale or retail food, staple retail products and non-durable goods such as beverages, tobacco, household and personal care products. The Fund also may purchase American Depositary Receipts ("ADRs") to gain exposure to foreign Consumer Products Companies and U.S. government securities.

Investments in derivative instruments, such as futures and options, have the economic effect of creating financial leverage in the Fund's portfolio because such investments may give rise to losses that exceed the amount the Fund has invested in those instruments. Financial leverage will magnify, sometimes significantly, the Fund's exposure to any increase or decrease in prices associated with a particular reference asset resulting in increased volatility in the value of the Fund's portfolio. The value of the Fund's portfolio is likely to experience greater volatility over short-term periods. While such financial leverage has the potential to produce greater gains, it also may result in greater losses, which in some cases may cause the Fund to liquidate other portfolio investments at a loss to comply with limits on leverage and asset segregation requirements imposed by the Investment Company Act of 1940 or to meet redemption requests.

In an effort to ensure that the Fund is fully invested on a day-to-day basis, the Fund may conduct any necessary trading activity at or just prior to the close of the U.S. financial markets. As of June 30, 2020, the Fund has significant exposure to the Consumer Staples Sector, as that sector is defined by the Global Industry Classification Standard, a widely recognized industry classification methodology developed by MSCI, Inc. and Standard & Poor's Financial Services LLC. Also, as of June 30, 2020, the Fund's investments are concentrated (*i.e.*, more than 25% of its assets) in securities issued by companies in the Beverages Industry and Food Products Industry, separate industries within the Consumer Staples Sector.

PRINCIPAL RISKS

As with all mutual funds, a shareholder is subject to the risk that his or her investment could lose money. In addition to this risk, the Fund is subject to the principal risks described below.

DEPOSITARY RECEIPT RISK—The Fund may hold the securities of non-U.S. companies in the form of ADRs. The underlying securities of the ADRs in the Fund's portfolio are subject to fluctuations in foreign currency exchange rates that may affect the value of the Fund's portfolio. In addition, the value of the securities underlying the ADRs may change materially when the U.S. markets are not open for trading. Investments in the underlying foreign securities also involve political and economic risks distinct from those associated with investing in the securities of U.S. issuers.

DERIVATIVES RISK—The Fund's investments in derivatives may pose risks in addition to and greater than those associated with investing directly in securities or other investments, including risks relating to leverage, imperfect correlations with underlying investments or the Fund's other portfolio holdings, high price volatility, lack of availability, counterparty credit, liquidity, valuation and legal restrictions. Their use is a highly specialized activity that involves investment techniques and risks different from those associated with ordinary portfolio securities transactions. If the Advisor is incorrect about its expectations of market conditions, the use of derivatives could also result in a loss, which in some cases may be unlimited. Certain risks are specific to the derivatives in which the Fund invests.

FUTURES CONTRACTS RISK—Futures contracts are typically exchange-traded contracts that call for the future delivery of an asset at a certain price and date, or cash settlement of the terms of the contract. Risks of futures contracts may be caused by an imperfect correlation between movements in the price of the instruments and the price of the underlying securities. In addition, there is the risk that the Fund may not be able to enter into a closing transaction because of an illiquid market. Exchanges can limit the number of positions that can be held or controlled by the Fund or the Advisor, thus limiting the ability to implement the Fund's strategies. Futures markets are highly volatile and the use of futures may increase the volatility of the Fund's net asset value ("NAV"). Futures also are subject to leverage risks and to liquidity risk.

OPTIONS CONTRACTS RISK—Options or options on futures contracts give the holder of the option the right to buy (or to sell) a position in a security or in a contract to the writer of the option, at a certain price. They are

subject to correlation risk because there may be an imperfect correlation between the options and the securities markets that cause a given transaction to fail to achieve its objectives. The successful use of options depends on the Advisor's ability to correctly predict future price fluctuations and the degree of correlation between the options and securities markets. Exchanges can limit the number of positions that can be held or controlled by the Fund or the Advisor, thus limiting the ability to implement the Fund's strategies. Options also are particularly subject to leverage risk and can be subject to liquidity risk.

EARLY CLOSING RISK—The Fund is subject to the risk that unanticipated early closings of securities exchanges and other financial markets may result in the Fund's inability to buy or sell securities or other financial instruments on that day and may cause the Fund to incur substantial trading losses.

EQUITY RISK—The Fund is subject to the risk that the value of the equity securities and equity-based derivatives in the Fund's portfolio will decline due to volatility in the equity market caused by general market and economic conditions, perceptions regarding particular industries represented in the equity market, or factors relating to specific companies to which the Fund has investment exposure.

FOREIGN ISSUER EXPOSURE RISK—The Fund may invest in securities of foreign companies directly, or in financial instruments that are indirectly linked to the performance of foreign issuers, such as ADRs. The Fund's exposure to foreign issuers and investments in foreign securities, if any, are subject to additional risks in comparison to U.S. securities and U.S. issuers, including currency fluctuations, adverse political and economic developments, unreliable or untimely information, less liquidity, limited legal recourse and higher transactional costs.

INDUSTRY CONCENTRATION RISK—The Fund expects to concentrate (*i.e.*, invest more than 25% of its net assets) its investments in a limited number of issuers conducting business in the same industry or group of related industries. To the extent the Fund does so, the Fund is more vulnerable to adverse market, economic, regulatory, political or other developments affecting that industry or group of related industries than a fund that invests its assets more broadly. As of June 30, 2020, the Fund's investments are concentrated in securities issued by companies in the Beverages Industry and Food Products Industry. As a result of the Fund's concentration in the Beverages Industry and Food Products Industry, the Fund is subject to the risks associated with those Industries. The Beverages Industry includes producers of alcoholic (*e.g.*, beers, malt liquors and wine) and non-alcoholic (*e.g.*, sodas and mineral waters) beverages. The Food Products Industry includes producers of agricultural products and packaged foods, including dairy products, fruit juices, meats, poultry, fish and pet foods. The Beverages Industry and Food Products Industry are highly competitive and can be significantly affected by demographic and product trends, competitive pricing, fads, marketing campaigns, environmental factors, consumer preferences, nutritional and health concerns, federal, state and local food inspection and processing controls, consumer product liability claims, possible product tampering and the availability and expense of liability insurance. Legislative or regulatory changes and increased government supervision also may affect companies in the Beverages Industry and Food Products Industry. The Beverages Industry and Food Products Industry are separate industries within the Consumer Staples Sector.

MARKET RISK—The market value of the securities and derivatives held by the Fund may fluctuate over time in response to factors affecting individual companies or other factors such as changing economic, political or financial markets.

MID-CAPITALIZATION SECURITIES RISK—The Fund is subject to the risk that medium-capitalization stocks may underperform other segments of the equity market or the equity market as a whole. Securities of medium-capitalization companies may experience more price volatility, greater spreads between their bid and ask prices, lower trading volumes, and cyclical or static growth prospects. Medium-capitalization companies often have limited product lines, markets or financial resources, and may therefore be more vulnerable to adverse developments than larger capitalization companies.

PORTFOLIO TURNOVER RISK—The Fund's strategy may frequently involve buying and selling portfolio securities, which may lead to increased costs to the Fund. Portfolio turnover risk may cause the Fund's performance to be less than you expect.

REGULATORY AND LEGAL RISK—U.S. and non-U.S. governmental agencies and other regulators regularly implement additional regulations and legislators pass new laws that affect the investments held by the Fund, the strategies used by the Fund or the level of regulation or taxation applying to the Fund (such as regulations related to investments

in derivatives and other transactions). These regulations and laws impact the investment strategies, performance, costs and operations of the Fund or taxation of shareholders.

SECTOR RISK—The Fund is subject to the Sector Risk described below.

Consumer Staples Sector Risk. The Fund's investments are exposed to issuers conducting business in the Consumer Staples Sector. The Consumer Staples Sector includes manufacturers and distributors of food, beverages and tobacco and producers of non-durable household goods and personal products. It also includes food and drug retailing companies as well as hypermarkets and consumer super centers. The Fund is subject to the risk that the securities of such issuers will underperform the market as a whole due to legislative or regulatory changes, adverse market conditions and/or increased competition affecting the Consumer Staples Sector. The performance of companies operating in the Consumer Staples Sector has historically been closely tied to the performance of the overall economy, and also is affected by consumer confidence, demands and preferences, and spending. In addition, companies in the Consumer Staples Sector may be subject to risks pertaining to the supply of, demand for, and prices of raw materials.

SHAREHOLDER TRADING RISK—The Fund may be used as a tool for certain investors that employ trading strategies involving frequent trading. Such trading strategies may lead to increased portfolio turnover in the Fund, higher transaction costs, and the possibility of increased short-term capital gains (which will be taxable to shareholders as ordinary income when distributed to them) and/or long-term capital gains. Large movements of assets into and out of the Fund due to active or frequent trading also may adversely affect the Fund's ability to achieve its investment objective.

SMALL-CAPITALIZATION SECURITIES RISK—The Fund is subject to the risk that small-capitalization stocks may underperform other segments of the equity market or the equity market as a whole. Small-capitalization companies may be more vulnerable than larger, more established organizations to adverse business or economic developments. Securities of small-capitalization companies may experience much more price volatility, greater spreads between their bid and ask prices, significantly lower trading volumes, and cyclical or static growth prospects. Small-capitalization companies often have limited product lines, markets or financial resources, and may therefore be more vulnerable to adverse developments than larger capitalization companies.

TEMPORARY DEFENSIVE INVESTMENT RISK—The Advisor generally does not attempt to take defensive positions in the Fund in declining markets. Therefore, the Fund may be subject to greater losses in a declining market than a fund that does take defensive positions in declining markets.

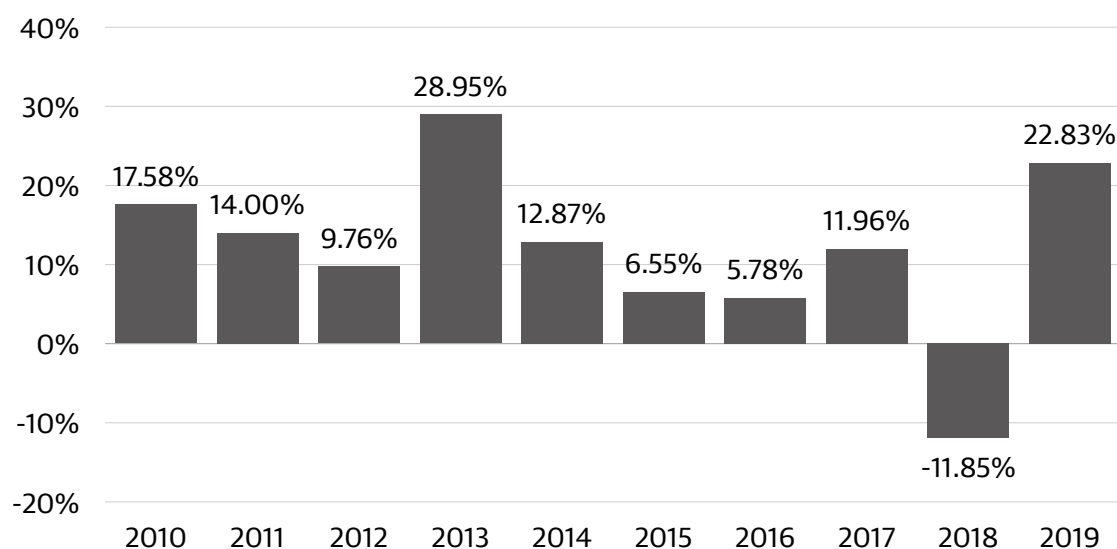
TRADING HALT RISK—The Fund typically will hold futures contracts and short-term options. The major exchanges on which these contracts are traded, such as the Chicago Mercantile Exchange, have established limits on how much the trading price of a futures contract or option may decline over various time periods within a day, and may halt trading in a contract that exceeds such limits. If a trading halt occurs, the Fund may temporarily be unable to purchase or sell certain securities, futures contracts or options. Such a trading halt near the time the Fund prices its shares may limit the Fund's ability to fully invest its assets, which could adversely affect performance, and may prevent the Fund from achieving its investment objective.

PERFORMANCE INFORMATION

The following bar chart shows the performance of the Investor Class shares of the Fund from year to year. The variability of performance over time provides an indication of the risks of investing in the Fund. The following tables show the performance of the Investor Class shares and Class H shares of the Fund as an average over different periods of time in comparison to the performance of a broad-based market index. Effective upon the close of business on September 30, 2015, the Fund converted its former Advisor Class shares to Class H shares. For periods prior to September 30, 2015, the performance shown reflects the performance of Advisor Class shares. The returns shown have not been adjusted to reflect any differences in expenses between Advisor Class shares and Class H shares. However, the Fund's Class H shares would have had annual returns substantially similar to those of the Fund's former Advisor Class shares because they are invested in the same portfolio of securities and have a similar expense structure to that of Advisor Class shares. The figures in the bar chart and tables assume the reinvestment of dividends and capital gains distributions. Of course, this past performance (before and after taxes) does not necessarily indicate how the Fund will perform in the future.

Updated performance information is available on the Fund's website at www.guggenheiminvestments.com or by calling 800.820.0888.

The performance information shown below for Investor Class shares is based on a calendar year. The year-to-date return for the period from January 1, 2020 through June 30, 2020 is -6.99%.



Highest Quarter Return
Q1 2013 15.38%

Lowest Quarter Return
Q4 2018 -7.42 %

AVERAGE ANNUAL TOTAL RETURN (for periods ended December 31, 2019)

The after-tax returns presented in the table below are calculated using highest historical individual federal marginal income tax rates and do not reflect the impact of state and local taxes. Your actual after-tax returns will depend on your specific tax situation and may differ from those shown below. After-tax returns are not relevant to investors who hold shares of the Fund through tax-deferred arrangements, such as 401(k) plans or individual retirement accounts.

Investor Class	Past 1 Year	Past 5 Years	Past 10 Years
Return Before Taxes	22.83%	6.44%	11.33%
Return After Taxes on Distributions	21.71%	5.13%	9.61%
Return After Taxes on Distributions and Sale of Fund Shares	13.70%	4.65%	8.55%
S&P 500® Index (reflects no deduction for fees, expenses or taxes)	31.49%	11.70%	13.56%

Class H	Past 1 Year	Past 5 Years	Past 10 Years
Return Before Taxes	22.52%	6.14%	10.90%
Return After Taxes on Distributions	21.24%	4.66%	9.02%
Return After Taxes on Distributions and Sale of Fund Shares	13.54%	4.36%	8.10%
S&P 500® Index (reflects no deduction for fees, expenses or taxes)	31.49%	11.70%	13.56%

MANAGEMENT

INVESTMENT ADVISOR

Security Investors, LLC, which operates under the name Guggenheim Investments, serves as the investment adviser of the Fund.

PORTFOLIO MANAGERS

- **Michael P. Byrum**, CFA, Senior Vice President. Mr. Byrum has been associated with the Advisor since 1993.
- **Ryan A. Harder**, CFA, Portfolio Manager. Mr. Harder has been associated with the Advisor since 2004.

PURCHASE AND SALE OF FUND SHARES

The minimum initial investment amounts and minimum account balance requirements for Investor Class and Class H accounts held through a third party (e.g., a brokerage account) are typically:

- \$1,000 for retirement accounts
- \$2,500 for all other accounts

Investor Class and Class H accounts opened through a financial intermediary (non-direct) will be subject to your financial intermediary's minimum initial investment amount and account balance requirements, which may be different than the amounts above.

Investor Class and Class H accounts held directly at Guggenheim Investments (other than those that are managed by financial professionals) are subject to a minimum initial investment and account balance of \$5,000 (including retirement accounts).

Direct accounts managed by financial professionals are not subject to minimum initial investment and minimum account balance requirements.

There are no minimum amounts for subsequent investments in the Fund except for subsequent investments made via Automated Clearing House ("ACH").

The Fund reserves the right to modify its minimum account balance requirements at any time, with or without prior notice to you.

The Fund redeems its shares continuously and investors may sell their shares back to the Fund on any day that the New York Stock Exchange (the "NYSE") is open for business (a "Business Day"). You will ordinarily submit your transaction order through your financial intermediary or other securities dealers through which you opened your shareholder account or through Guggenheim Investments directly. The Fund also offers you the option to send redemption orders to Guggenheim Investments by mail, fax or telephone.

TAX INFORMATION

Fund distributions are generally taxable as ordinary income, qualified dividend income, or capital gains (or a combination thereof), unless your investment is in an IRA or other tax-advantaged retirement account. Investments through a tax-advantaged retirement account may be subject to taxation upon withdrawal.

PAYMENTS TO BROKER-DEALERS AND OTHER FINANCIAL INTERMEDIARIES

If you purchase the Fund through a broker-dealer or other financial intermediary (such as a bank), the Fund and its related companies may pay the intermediary for the sale of Fund shares and related services. These payments may create a conflict of interest by influencing the broker-dealer or other intermediary and your sales person to recommend the Fund over another investment. Ask your sales person or visit your financial intermediary's website for more information.

ELECTRONICS FUND

INVESTMENT OBJECTIVE

The Electronics Fund (the "Fund") seeks to provide capital appreciation by investing in companies that are involved in the electronics sector, including semiconductor manufacturers and distributors, and makers and vendors of other electronic components and devices ("Electronics Companies").

FEES AND EXPENSES OF THE FUND

This table describes the fees and expenses that you may pay if you buy and hold Investor Class shares or Class H shares of the Fund. You may be required to pay a commission to your financial intermediary for effecting transactions in a class of shares of the Fund without any initial sales charge, contingent deferred sales charge, or other asset-based fee for sales or distribution. These commissions are not reflected in the Fees and Expenses table or expense example below.

	Investor Class	Class H
SHAREHOLDER FEES <i>(fees paid directly from your investment)</i>	N/A	N/A
ANNUAL FUND OPERATING EXPENSES <i>(expenses that you pay each year as a percentage of the value of your investment)</i>		
Management Fees	0.85%	0.85%
Distribution (12b-1) Fees	None	0.25%
Other Expenses	0.63%	0.63%
Total Annual Fund Operating Expenses	1.48%	1.73%

EXAMPLE

This Example is intended to help you compare the cost of investing in the Fund with the cost of investing in other mutual funds.

The Example assumes that you invest \$10,000 in the Fund for the time periods indicated and then redeem all of your shares at the end of those periods. The Example also assumes that your investment has a 5% return each year and that the Fund's operating expenses remain the same. Although your actual costs may be higher or lower, based on these assumptions your costs would be:

	1 Year	3 Years	5 Years	10 Years
Investor Class	\$151	\$468	\$808	\$1,768
Class H	\$176	\$545	\$939	\$2,041

PORTFOLIO TURNOVER

The Fund pays transaction costs, such as commissions, when it buys and sells securities (or "turns over" its portfolio). A higher portfolio turnover rate may indicate higher transaction costs and may result in higher taxes when Fund shares are held in a taxable account. These costs, which are not reflected in the Total Annual Fund Operating Expenses or the Example, affect the Fund's performance. During the most recent fiscal year, the Fund's portfolio turnover rate was 265% of the average value of its portfolio. The Fund's portfolio turnover rate is calculated without regard to cash instruments and most derivatives. If such instruments were included, the Fund's portfolio turnover rate might be significantly higher.

PRINCIPAL INVESTMENT STRATEGIES

Under normal circumstances, the Fund invests substantially all (at least 80%) of its net assets in equity securities of Electronics Companies that are traded in the United States and in derivatives, which primarily consist of futures contracts and options on securities, futures contracts, and stock indices. The Advisor employs a proprietary quantitative and qualitative methodology to identify Electronics Companies in which to invest. The methodology utilizes screens based on price, liquidity, and tradability. Stocks are weighted using a proprietary modified

capitalization weighting methodology. The portfolio may be further adjusted to comply with regulatory investment limitations or as determined appropriate by the Advisor.

The Fund may invest to a significant extent in the securities of Electronics Companies that have small to mid-sized capitalizations. Electronics Companies include companies involved in the manufacture and development of semiconductors, connectors, printed circuit boards and other components; equipment vendors to electronic component manufacturers; electronic component distributors; electronic instruments and electronic systems vendors; and also include companies involved in all aspects of the electronics business and in new technologies or specialty areas. The Fund also may purchase American Depositary Receipts ("ADRs") to gain exposure to foreign Electronics Companies and U.S. government securities.

Investments in derivative instruments, such as futures and options, have the economic effect of creating financial leverage in the Fund's portfolio because such investments may give rise to losses that exceed the amount the Fund has invested in those instruments. Financial leverage will magnify, sometimes significantly, the Fund's exposure to any increase or decrease in prices associated with a particular reference asset resulting in increased volatility in the value of the Fund's portfolio. The value of the Fund's portfolio is likely to experience greater volatility over short-term periods. While such financial leverage has the potential to produce greater gains, it also may result in greater losses, which in some cases may cause the Fund to liquidate other portfolio investments at a loss to comply with limits on leverage and asset segregation requirements imposed by the Investment Company Act of 1940 or to meet redemption requests.

In an effort to ensure that the Fund is fully invested on a day-to-day basis, the Fund may conduct any necessary trading activity at or just prior to the close of the U.S. financial markets. As of June 30, 2020, the Fund has significant exposure to the Information Technology Sector, as that sector is defined by the Global Industry Classification Standard, a widely recognized industry classification methodology developed by MSCI, Inc. and Standard & Poor's Financial Services LLC. Also, as of June 30, 2020, the Fund's investments are concentrated (*i.e.*, more than 25% of its assets) in securities issued by companies in the Semiconductors & Semiconductor Equipment Industry, a separate industry within the Information Technology Sector. The Fund is non-diversified and, therefore, may invest a greater percentage of its assets in a particular issuer in comparison to a diversified fund.

PRINCIPAL RISKS

As with all mutual funds, a shareholder is subject to the risk that his or her investment could lose money. In addition to this risk, the Fund is subject to the principal risks described below.

DEPOSITARY RECEIPT RISK—The Fund may hold the securities of non-U.S. companies in the form of ADRs. The underlying securities of the ADRs in the Fund's portfolio are subject to fluctuations in foreign currency exchange rates that may affect the value of the Fund's portfolio. In addition, the value of the securities underlying the ADRs may change materially when the U.S. markets are not open for trading. Investments in the underlying foreign securities also involve political and economic risks distinct from those associated with investing in the securities of U.S. issuers.

DERIVATIVES RISK—The Fund's investments in derivatives may pose risks in addition to and greater than those associated with investing directly in securities or other investments, including risks relating to leverage, imperfect correlations with underlying investments or the Fund's other portfolio holdings, high price volatility, lack of availability, counterparty credit, liquidity, valuation and legal restrictions. Their use is a highly specialized activity that involves investment techniques and risks different from those associated with ordinary portfolio securities transactions. If the Advisor is incorrect about its expectations of market conditions, the use of derivatives could also result in a loss, which in some cases may be unlimited. Certain risks are specific to the derivatives in which the Fund invests.

FUTURES CONTRACTS RISK—Futures contracts are typically exchange-traded contracts that call for the future delivery of an asset at a certain price and date, or cash settlement of the terms of the contract. Risks of futures contracts may be caused by an imperfect correlation between movements in the price of the instruments and the price of the underlying securities. In addition, there is the risk that the Fund may not be able to enter into a closing transaction because of an illiquid market. Exchanges can limit the number of positions that can be held or controlled by the Fund or the Advisor, thus limiting the ability to implement the Fund's strategies. Futures markets are highly volatile and the use of futures may increase the volatility of the Fund's net asset value ("NAV"). Futures also are subject to leverage risks and to liquidity risk.

OPTIONS CONTRACTS RISK—Options or options on futures contracts give the holder of the option the right to buy (or to sell) a position in a security or in a contract to the writer of the option, at a certain price. They are subject to correlation risk because there may be an imperfect correlation between the options and the securities markets that cause a given transaction to fail to achieve its objectives. The successful use of options depends on the Advisor's ability to correctly predict future price fluctuations and the degree of correlation between the options and securities markets. Exchanges can limit the number of positions that can be held or controlled by the Fund or the Advisor, thus limiting the ability to implement the Fund's strategies. Options also are particularly subject to leverage risk and can be subject to liquidity risk.

EARLY CLOSING RISK—The Fund is subject to the risk that unanticipated early closings of securities exchanges and other financial markets may result in the Fund's inability to buy or sell securities or other financial instruments on that day and may cause the Fund to incur substantial trading losses.

EQUITY RISK—The Fund is subject to the risk that the value of the equity securities and equity-based derivatives in the Fund's portfolio will decline due to volatility in the equity market caused by general market and economic conditions, perceptions regarding particular industries represented in the equity market, or factors relating to specific companies to which the Fund has investment exposure.

FOREIGN ISSUER EXPOSURE RISK—The Fund may invest in securities of foreign companies directly, or in financial instruments that are indirectly linked to the performance of foreign issuers, such as ADRs. The Fund's exposure to foreign issuers and investments in foreign securities, if any, are subject to additional risks in comparison to U.S. securities and U.S. issuers, including currency fluctuations, adverse political and economic developments, unreliable or untimely information, less liquidity, limited legal recourse and higher transactional costs.

INDUSTRY CONCENTRATION RISK—The Fund expects to concentrate (*i.e.*, invest more than 25% of its net assets) its investments in a limited number of issuers conducting business in the same industry or group of related industries. To the extent the Fund does so, the Fund is more vulnerable to adverse market, economic, regulatory, political or other developments affecting that industry or group of related industries than a fund that invests its assets more broadly. As of June 30, 2020, the Fund's investments are concentrated in securities issued by companies in the Semiconductors & Semiconductor Equipment Industry. As a result of the Fund's concentration in the Semiconductors & Semiconductor Equipment Industry, the Fund is subject to the risks associated with that Industry. The Semiconductors and Semiconductor Equipment Industry includes manufacturers of semiconductor equipment, semiconductors and related products, including equipment used in the solar power industry and manufacturers of solar modules and cells. Companies in the Semiconductors and Semiconductor Equipment Industry rely heavily on technology. The prices of the securities of companies in the Semiconductors and Semiconductor Equipment Industry may fluctuate widely due to competitive pressures, increased sensitivity to short product cycles and aggressive pricing, heavy expenses incurred for research and development of products or services that prove unsuccessful, problems related to bringing products to market, and rapid obsolescence of products. Legislative or regulatory changes and increased government supervision also may affect companies in the Semiconductors and Semiconductor Equipment Industry. The Semiconductors and Semiconductor Equipment Industry is a separate industry within the Information Technology Sector.

MARKET RISK—The market value of the securities and derivatives held by the Fund may fluctuate over time in response to factors affecting individual companies or other factors such as changing economic, political or financial markets.

MID-CAPITALIZATION SECURITIES RISK—The Fund is subject to the risk that medium-capitalization stocks may underperform other segments of the equity market or the equity market as a whole. Securities of medium-capitalization companies may experience more price volatility, greater spreads between their bid and ask prices, lower trading volumes, and cyclical or static growth prospects. Medium-capitalization companies often have limited product lines, markets or financial resources, and may therefore be more vulnerable to adverse developments than larger capitalization companies.

NON-DIVERSIFICATION RISK—The Fund is considered non-diversified and can invest a greater portion of its assets in securities of individual issuers than a diversified fund. As a result, changes in the market value of a single issuer's securities could cause greater fluctuations in the value of Fund shares than would occur in a diversified fund.

PORTFOLIO TURNOVER RISK—The Fund's strategy may frequently involve buying and selling portfolio securities, which may lead to increased costs to the Fund. Portfolio turnover risk may cause the Fund's performance to be less than you expect.

REGULATORY AND LEGAL RISK—U.S. and non-U.S. governmental agencies and other regulators regularly implement additional regulations and legislators pass new laws that affect the investments held by the Fund, the strategies used by the Fund or the level of regulation or taxation applying to the Fund (such as regulations related to investments in derivatives and other transactions). These regulations and laws impact the investment strategies, performance, costs and operations of the Fund or taxation of shareholders.

SECTOR RISK—The Fund is subject to the Sector Risk described below.

Information Technology Sector Risk. The Fund's investments are exposed to issuers conducting business in the Information Technology Sector. The Information Technology Sector includes companies that offer software and information technology services, manufacturers and distributors of technology hardware and equipment such as communications equipment, cellular phones, computers and peripherals, electronic equipment and related instruments and semiconductors. The Fund is subject to the risk that the securities of such issuers will underperform the market as a whole due to legislative or regulatory changes, adverse market conditions and/or increased competition affecting the Information Technology Sector. The prices of the securities of companies operating in the Information Technology Sector are closely tied to market competition, increased sensitivity to short product cycles and aggressive pricing, and problems with bringing products to market.

SHAREHOLDER TRADING RISK—The Fund may be used as a tool for certain investors that employ trading strategies involving frequent trading. Such trading strategies may lead to increased portfolio turnover in the Fund, higher transaction costs, and the possibility of increased short-term capital gains (which will be taxable to shareholders as ordinary income when distributed to them) and/or long-term capital gains. Large movements of assets into and out of the Fund due to active or frequent trading also may adversely affect the Fund's ability to achieve its investment objective.

SMALL-CAPITALIZATION SECURITIES RISK—The Fund is subject to the risk that small-capitalization stocks may underperform other segments of the equity market or the equity market as a whole. Small-capitalization companies may be more vulnerable than larger, more established organizations to adverse business or economic developments. Securities of small-capitalization companies may experience much more price volatility, greater spreads between their bid and ask prices, significantly lower trading volumes, and cyclical or static growth prospects. Small-capitalization companies often have limited product lines, markets or financial resources, and may therefore be more vulnerable to adverse developments than larger capitalization companies.

TEMPORARY DEFENSIVE INVESTMENT RISK—The Advisor generally does not attempt to take defensive positions in the Fund in declining markets. Therefore, the Fund may be subject to greater losses in a declining market than a fund that does take defensive positions in declining markets.

TRADING HALT RISK—The Fund typically will hold futures contracts and short-term options. The major exchanges on which these contracts are traded, such as the Chicago Mercantile Exchange, have established limits on how much the trading price of a futures contract or option may decline over various time periods within a day, and may halt trading in a contract that exceeds such limits. If a trading halt occurs, the Fund may temporarily be unable to purchase or sell certain securities, futures contracts or options. Such a trading halt near the time the Fund prices its shares may limit the Fund's ability to fully invest its assets, which could adversely affect performance, and may prevent the Fund from achieving its investment objective.

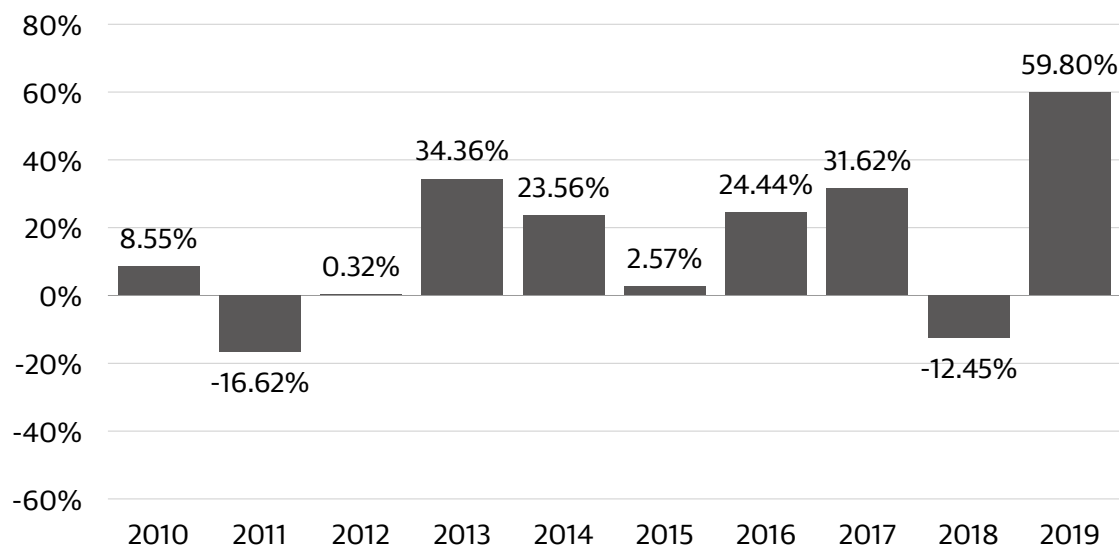
PERFORMANCE INFORMATION

The following bar chart shows the performance of the Investor Class shares of the Fund from year to year. The variability of performance over time provides an indication of the risks of investing in the Fund. The following tables show the performance of the Investor Class shares and Class H shares of the Fund as an average over different periods of time in comparison to the performance of a broad-based market index. Effective upon the close of business on September 30, 2015, the Fund converted its former Advisor Class shares to Class H shares. For periods prior to September 30, 2015, the performance shown reflects the performance of Advisor Class shares. The returns shown

have not been adjusted to reflect any differences in expenses between Advisor Class shares and Class H shares. However, the Fund's Class H shares would have had annual returns substantially similar to those of the Fund's former Advisor Class shares because they are invested in the same portfolio of securities and have a similar expense structure to that of Advisor Class shares. The figures in the bar chart and tables assume the reinvestment of dividends and capital gains distributions. Of course, this past performance (before and after taxes) does not necessarily indicate how the Fund will perform in the future.

Updated performance information is available on the Fund's website at www.guggenheiminvestments.com or by calling 800.820.0888.

The performance information shown below for Investor Class shares is based on a calendar year. The year-to-date return for the period from January 1, 2020 through June 30, 2020 is 8.94%.



Highest Quarter Return
Q1 2019 20.64%

Lowest Quarter Return
Q3 2011 -22.46%

AVERAGE ANNUAL TOTAL RETURN (for periods ended December 31, 2019)

The after-tax returns presented in the table below are calculated using highest historical individual federal marginal income tax rates and do not reflect the impact of state and local taxes. Your actual after-tax returns will depend on your specific tax situation and may differ from those shown below. After-tax returns are not relevant to investors who hold shares of the Fund through tax-deferred arrangements, such as 401(k) plans or individual retirement accounts.

Investor Class	Past 1 Year	Past 5 Years	Past 10 Years
Return Before Taxes	59.80%	18.64%	13.48%
Return After Taxes on Distributions	59.80%	17.73%	13.05%
Return After Taxes on Distributions and Sale of Fund Shares	35.40%	14.65%	11.10%
S&P 500® Index (reflects no deduction for fees, expenses or taxes)	31.49%	11.70%	13.56%

Class H	Past 1 Year	Past 5 Years	Past 10 Years
Return Before Taxes	59.40%	18.30%	13.03%
Return After Taxes on Distributions	59.40%	17.30%	12.55%
Return After Taxes on Distributions and Sale of Fund Shares	35.17%	14.31%	10.67%
S&P 500® Index (reflects no deduction for fees, expenses or taxes)	31.49%	11.70%	13.56%

MANAGEMENT

INVESTMENT ADVISOR

Security Investors, LLC, which operates under the name Guggenheim Investments, serves as the investment adviser of the Fund.

PORTFOLIO MANAGERS

- **Michael P. Byrum**, CFA, Senior Vice President. Mr. Byrum has been associated with the Advisor since 1993.
- **Ryan A. Harder**, CFA, Portfolio Manager. Mr. Harder has been associated with the Advisor since 2004.

PURCHASE AND SALE OF FUND SHARES

The minimum initial investment amounts and minimum account balance requirements for Investor Class and Class H accounts held through a third party (e.g., a brokerage account) are typically:

- \$1,000 for retirement accounts
- \$2,500 for all other accounts

Investor Class and Class H accounts opened through a financial intermediary (non-direct) will be subject to your financial intermediary's minimum initial investment amount and account balance requirements, which may be different than the amounts above.

Investor Class and Class H accounts held directly at Guggenheim Investments (other than those that are managed by financial professionals) are subject to a minimum initial investment and account balance of \$5,000 (including retirement accounts).

Direct accounts managed by financial professionals are not subject to minimum initial investment and minimum account balance requirements.

There are no minimum amounts for subsequent investments in the Fund except for subsequent investments made via Automated Clearing House ("ACH").

The Fund reserves the right to modify its minimum account balance requirements at any time, with or without prior notice to you.

The Fund redeems its shares continuously and investors may sell their shares back to the Fund on any day that the New York Stock Exchange (the "NYSE") is open for business (a "Business Day"). You will ordinarily submit your transaction order through your financial intermediary or other securities dealers through which you opened your shareholder account or through Guggenheim Investments directly. The Fund also offers you the option to send redemption orders to Guggenheim Investments by mail, fax or telephone.

TAX INFORMATION

Fund distributions are generally taxable as ordinary income, qualified dividend income, or capital gains (or a combination thereof), unless your investment is in an IRA or other tax-advantaged retirement account. Investments through a tax-advantaged retirement account may be subject to taxation upon withdrawal.

PAYMENTS TO BROKER-DEALERS AND OTHER FINANCIAL INTERMEDIARIES

If you purchase the Fund through a broker-dealer or other financial intermediary (such as a bank), the Fund and its related companies may pay the intermediary for the sale of Fund shares and related services. These payments may create a conflict of interest by influencing the broker-dealer or other intermediary and your sales person to recommend the Fund over another investment. Ask your sales person or visit your financial intermediary's website for more information.

ENERGY FUND

INVESTMENT OBJECTIVE

The Energy Fund (the "Fund") seeks to provide capital appreciation by investing in companies involved in the energy field, including the exploration, production, and development of oil, gas, coal and alternative sources of energy ("Energy Companies").

FEES AND EXPENSES OF THE FUND

This table describes the fees and expenses that you may pay if you buy and hold Investor Class shares or Class H shares of the Fund. You may be required to pay a commission to your financial intermediary for effecting transactions in a class of shares of the Fund without any initial sales charge, contingent deferred sales charge, or other asset-based fee for sales or distribution. These commissions are not reflected in the Fees and Expenses table or expense example below.

	Investor Class	Class H
SHAREHOLDER FEES (<i>fees paid directly from your investment</i>)	N/A	N/A
ANNUAL FUND OPERATING EXPENSES (<i>expenses that you pay each year as a percentage of the value of your investment</i>)		
Management Fees	0.85%	0.85%
Distribution (12b-1) Fees	None	0.25%
Other Expenses	0.63%	0.62%
Total Annual Fund Operating Expenses	1.48%	1.72%

EXAMPLE

This Example is intended to help you compare the cost of investing in the Fund with the cost of investing in other mutual funds.

The Example assumes that you invest \$10,000 in the Fund for the time periods indicated and then redeem all of your shares at the end of those periods. The Example also assumes that your investment has a 5% return each year and that the Fund's operating expenses remain the same. Although your actual costs may be higher or lower, based on these assumptions your costs would be:

	1 Year	3 Years	5 Years	10 Years
Investor Class	\$151	\$468	\$808	\$1,768
Class H	\$175	\$542	\$933	\$2,030

PORTFOLIO TURNOVER

The Fund pays transaction costs, such as commissions, when it buys and sells securities (or "turns over" its portfolio). A higher portfolio turnover rate may indicate higher transaction costs and may result in higher taxes when Fund shares are held in a taxable account. These costs, which are not reflected in the Total Annual Fund Operating Expenses or the Example, affect the Fund's performance. During the most recent fiscal year, the Fund's portfolio turnover rate was 428% of the average value of its portfolio. The Fund's portfolio turnover rate is calculated without regard to cash instruments and most derivatives. If such instruments were included, the Fund's portfolio turnover rate might be significantly higher.

PRINCIPAL INVESTMENT STRATEGIES

Under normal circumstances, the Fund invests substantially all (at least 80%) of its net assets in equity securities of Energy Companies that are traded in the United States and in derivatives, which primarily consist of futures contracts and options on securities, futures contracts, and stock indices. The Advisor employs a proprietary quantitative and qualitative methodology to identify Energy Companies in which to invest. The methodology utilizes screens based on price, liquidity, and tradability. Stocks are weighted using a proprietary modified capitalization weighting

methodology. The portfolio may be further adjusted to comply with regulatory investment limitations or as determined appropriate by the Advisor.

The Fund may invest to a significant extent in the securities of Energy Companies that have small to mid-sized capitalizations. Energy Companies are involved in all aspects of the energy industry, including the conventional areas of oil, gas, electricity, and coal, and alternative sources of energy such as nuclear, geothermal, oil shale, and solar power, and include companies that produce, transmit, market, distribute or measure energy; companies involved in providing products and services to companies in the energy field; and companies involved in the exploration of new sources of energy, conservation, and energy-related pollution control. The Fund also may purchase American Depositary Receipts ("ADRs") to gain exposure to foreign Energy Companies and U.S. government securities.

Investments in derivative instruments, such as futures and options, have the economic effect of creating financial leverage in the Fund's portfolio because such investments may give rise to losses that exceed the amount the Fund has invested in those instruments. Financial leverage will magnify, sometimes significantly, the Fund's exposure to any increase or decrease in prices associated with a particular reference asset resulting in increased volatility in the value of the Fund's portfolio. The value of the Fund's portfolio is likely to experience greater volatility over short-term periods. While such financial leverage has the potential to produce greater gains, it also may result in greater losses, which in some cases may cause the Fund to liquidate other portfolio investments at a loss to comply with limits on leverage and asset segregation requirements imposed by the Investment Company Act of 1940 or to meet redemption requests.

In an effort to ensure that the Fund is fully invested on a day-to-day basis, the Fund may conduct any necessary trading activity at or just prior to the close of the U.S. financial markets. As of June 30, 2020, the Fund has significant exposure to the Energy Sector, as that sector is defined by the Global Industry Classification Standard, a widely recognized industry classification methodology developed by MSCI, Inc. and Standard & Poor's Financial Services LLC. Also, as of June 30, 2020, the Fund's investments are concentrated (*i.e.*, more than 25% of its assets) in securities issued by companies in the Oil, Gas & Consumable Fuels Industry, a separate industry within the Energy Sector.

PRINCIPAL RISKS

As with all mutual funds, a shareholder is subject to the risk that his or her investment could lose money. In addition to this risk, the Fund is subject to the principal risks described below.

DEPOSITARY RECEIPT RISK—The Fund may hold the securities of non-U.S. companies in the form of ADRs. The underlying securities of the ADRs in the Fund's portfolio are subject to fluctuations in foreign currency exchange rates that may affect the value of the Fund's portfolio. In addition, the value of the securities underlying the ADRs may change materially when the U.S. markets are not open for trading. Investments in the underlying foreign securities also involve political and economic risks distinct from those associated with investing in the securities of U.S. issuers.

DERIVATIVES RISK—The Fund's investments in derivatives may pose risks in addition to and greater than those associated with investing directly in securities or other investments, including risks relating to leverage, imperfect correlations with underlying investments or the Fund's other portfolio holdings, high price volatility, lack of availability, counterparty credit, liquidity, valuation and legal restrictions. Their use is a highly specialized activity that involves investment techniques and risks different from those associated with ordinary portfolio securities transactions. If the Advisor is incorrect about its expectations of market conditions, the use of derivatives could also result in a loss, which in some cases may be unlimited. Certain risks are specific to the derivatives in which the Fund invests.

FUTURES CONTRACTS RISK—Futures contracts are typically exchange-traded contracts that call for the future delivery of an asset at a certain price and date, or cash settlement of the terms of the contract. Risks of futures contracts may be caused by an imperfect correlation between movements in the price of the instruments and the price of the underlying securities. In addition, there is the risk that the Fund may not be able to enter into a closing transaction because of an illiquid market. Exchanges can limit the number of positions that can be held or controlled by the Fund or the Advisor, thus limiting the ability to implement the Fund's strategies. Futures markets are highly volatile and the use of futures may increase the volatility of the Fund's net asset value ("NAV"). Futures also are subject to leverage risks and to liquidity risk.

OPTIONS CONTRACTS RISK—Options or options on futures contracts give the holder of the option the right to buy (or to sell) a position in a security or in a contract to the writer of the option, at a certain price. They are subject to correlation risk because there may be an imperfect correlation between the options and the securities markets that cause a given transaction to fail to achieve its objectives. The successful use of options depends on the Advisor's ability to correctly predict future price fluctuations and the degree of correlation between the options and securities markets. Exchanges can limit the number of positions that can be held or controlled by the Fund or the Advisor, thus limiting the ability to implement the Fund's strategies. Options also are particularly subject to leverage risk and can be subject to liquidity risk.

EARLY CLOSING RISK—The Fund is subject to the risk that unanticipated early closings of securities exchanges and other financial markets may result in the Fund's inability to buy or sell securities or other financial instruments on that day and may cause the Fund to incur substantial trading losses.

EQUITY RISK—The Fund is subject to the risk that the value of the equity securities and equity-based derivatives in the Fund's portfolio will decline due to volatility in the equity market caused by general market and economic conditions, perceptions regarding particular industries represented in the equity market, or factors relating to specific companies to which the Fund has investment exposure.

FOREIGN ISSUER EXPOSURE RISK—The Fund may invest in securities of foreign companies directly, or in financial instruments that are indirectly linked to the performance of foreign issuers, such as ADRs. The Fund's exposure to foreign issuers and investments in foreign securities, if any, are subject to additional risks in comparison to U.S. securities and U.S. issuers, including currency fluctuations, adverse political and economic developments, unreliable or untimely information, less liquidity, limited legal recourse and higher transactional costs.

INDUSTRY CONCENTRATION RISK—The Fund expects to concentrate (*i.e.*, invest more than 25% of its net assets) its investments in a limited number of issuers conducting business in the same industry or group of related industries. To the extent the Fund does so, the Fund is more vulnerable to adverse market, economic, regulatory, political or other developments affecting that industry or group of related industries than a fund that invests its assets more broadly. As of June 30, 2020, the Fund's investments are concentrated in securities issued by companies in the Oil, Gas & Consumable Fuels Industry. As a result of the Fund's concentration in the Oil, Gas & Consumable Fuels Industry, the Fund is subject to the risks associated with that Industry. The Oil, Gas & Consumable Fuels Industry includes companies engaged in oil and gas exploration and production (including integrated oil and gas exploration), oil and gas refining and marketing, oil and gas storage and transportation, and production and mining of coal and consumable fuels. The prices of the securities of companies in the Oil, Gas & Consumable Fuels Industry may fluctuate widely due to supply and demand for a specific product or service, the price of oil and gas, exploration and production spending, world events, and economic conditions. Natural disasters and changes in exchange rates and interest rates also may affect companies in the Oil, Gas & Consumable Fuels Industry. In addition, the policies of the Organization of Petroleum Exporting Countries ("OPEC"), changes in relationships among OPEC members and between OPEC and oil-importing nations, the regulatory environment, taxation policies, and the economies of the key energy consuming countries also may affect the prices of the securities in the Oil, Gas & Consumable Fuels Industry. Legislative or regulatory changes and increased government supervision also may affect companies in the Oil, Gas & Consumable Fuels Industry. The Oil, Gas & Consumable Fuels Industry is a separate industry within the Energy Sector.

MARKET RISK—The market value of the securities and derivatives held by the Fund may fluctuate over time in response to factors affecting individual companies or other factors such as changing economic, political or financial markets.

MID-CAPITALIZATION SECURITIES RISK—The Fund is subject to the risk that medium-capitalization stocks may underperform other segments of the equity market or the equity market as a whole. Securities of medium-capitalization companies may experience more price volatility, greater spreads between their bid and ask prices, lower trading volumes, and cyclical or static growth prospects. Medium-capitalization companies often have limited product lines, markets or financial resources, and may therefore be more vulnerable to adverse developments than larger capitalization companies.

PORTFOLIO TURNOVER RISK—The Fund's strategy may frequently involve buying and selling portfolio securities, which may lead to increased costs to the Fund. Portfolio turnover risk may cause the Fund's performance to be less than you expect.

REGULATORY AND LEGAL RISK—U.S. and non-U.S. governmental agencies and other regulators regularly implement additional regulations and legislators pass new laws that affect the investments held by the Fund, the strategies used by the Fund or the level of regulation or taxation applying to the Fund (such as regulations related to investments in derivatives and other transactions). These regulations and laws impact the investment strategies, performance, costs and operations of the Fund or taxation of shareholders.

SECTOR RISK—The Fund is subject to the Sector Risk described below.

Energy Sector Risk. The Fund's investments are exposed to issuers conducting business in the Energy Sector. The Energy Sector includes companies operating in the exploration and production, refining and marketing, and storage and transportation of oil and gas and coal and consumable fuels. It also includes companies that offer oil and gas equipment and related services. The Fund is subject to the risk that the securities of such issuers will underperform the market as a whole due to legislative or regulatory changes, adverse market conditions and/or increased competition affecting the Energy Sector. The performance of companies operating in the Energy Sector is closely tied to the price and supply of energy fuels and international political events.

SHAREHOLDER TRADING RISK—The Fund may be used as a tool for certain investors that employ trading strategies involving frequent trading. Such trading strategies may lead to increased portfolio turnover in the Fund, higher transaction costs, and the possibility of increased short-term capital gains (which will be taxable to shareholders as ordinary income when distributed to them) and/or long-term capital gains. Large movements of assets into and out of the Fund due to active or frequent trading also may adversely affect the Fund's ability to achieve its investment objective.

SMALL-CAPITALIZATION SECURITIES RISK—The Fund is subject to the risk that small-capitalization stocks may underperform other segments of the equity market or the equity market as a whole. Small-capitalization companies may be more vulnerable than larger, more established organizations to adverse business or economic developments. Securities of small-capitalization companies may experience much more price volatility, greater spreads between their bid and ask prices, significantly lower trading volumes, and cyclical or static growth prospects. Small-capitalization companies often have limited product lines, markets or financial resources, and may therefore be more vulnerable to adverse developments than larger capitalization companies.

TEMPORARY DEFENSIVE INVESTMENT RISK—The Advisor generally does not attempt to take defensive positions in the Fund in declining markets. Therefore, the Fund may be subject to greater losses in a declining market than a fund that does take defensive positions in declining markets.

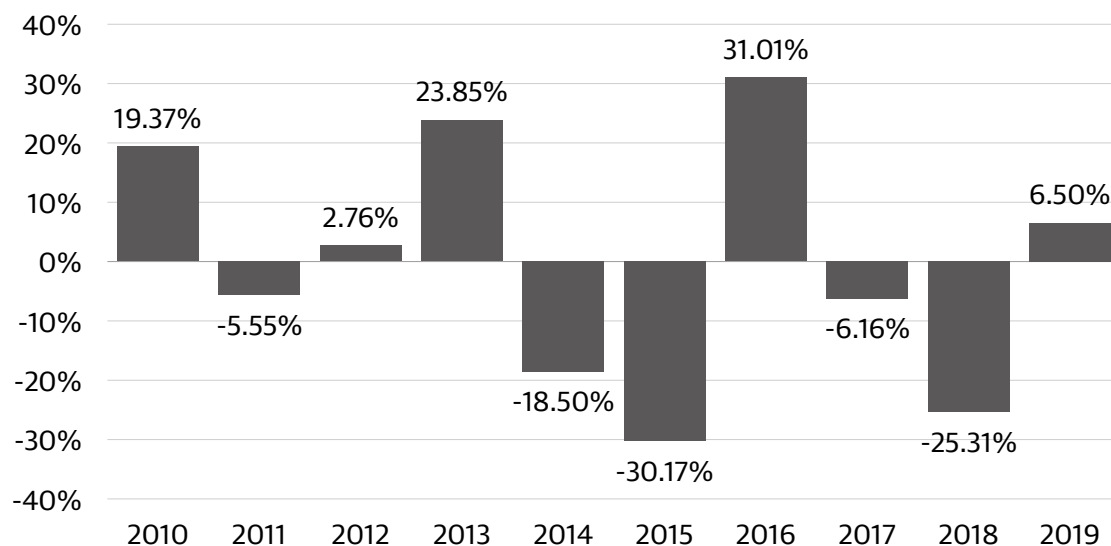
TRADING HALT RISK—The Fund typically will hold futures contracts and short-term options. The major exchanges on which these contracts are traded, such as the Chicago Mercantile Exchange, have established limits on how much the trading price of a futures contract or option may decline over various time periods within a day, and may halt trading in a contract that exceeds such limits. If a trading halt occurs, the Fund may temporarily be unable to purchase or sell certain securities, futures contracts or options. Such a trading halt near the time the Fund prices its shares may limit the Fund's ability to fully invest its assets, which could adversely affect performance, and may prevent the Fund from achieving its investment objective.

PERFORMANCE INFORMATION

The following bar chart shows the performance of the Investor Class shares of the Fund from year to year. The variability of performance over time provides an indication of the risks of investing in the Fund. The following tables show the performance of the Investor Class shares and Class H shares of the Fund as an average over different periods of time in comparison to the performance of a broad-based market index. Effective upon the close of business on September 30, 2015, the Fund converted its former Advisor Class shares to Class H shares. For periods prior to September 30, 2015, the performance shown reflects the performance of Advisor Class shares. The returns shown have not been adjusted to reflect any differences in expenses between Advisor Class shares and Class H shares. However, the Fund's Class H shares would have had annual returns substantially similar to those of the Fund's former Advisor Class shares because they are invested in the same portfolio of securities and have a similar expense structure to that of Advisor Class shares. The figures in the bar chart and tables assume the reinvestment of dividends and capital gains distributions. Of course, this past performance (before and after taxes) does not necessarily indicate how the Fund will perform in the future.

Updated performance information is available on the Fund's website at www.guggenheiminvestments.com or by calling 800.820.0888.

The performance information shown below for Investor Class shares is based on a calendar year. The year-to-date return for the period from January 1, 2020 through June 30, 2020 is -39.78%.



Highest Quarter Return
Q4 2010 21.36%

Lowest Quarter Return
Q4 2018 -30.82%

AVERAGE ANNUAL TOTAL RETURN (for periods ended December 31, 2019)

The after-tax returns presented in the table below are calculated using highest historical individual federal marginal income tax rates and do not reflect the impact of state and local taxes. Your actual after-tax returns will depend on your specific tax situation and may differ from those shown below. After-tax returns are not relevant to investors who hold shares of the Fund through tax-deferred arrangements, such as 401(k) plans or individual retirement accounts.

Investor Class	Past 1 Year	Past 5 Years	Past 10 Years
Return Before Taxes	6.50%	-7.35%	-2.22%
Return After Taxes on Distributions	6.14%	-7.66%	-2.48%
Return After Taxes on Distributions and Sale of Fund Shares	3.84%	-5.48%	-1.72%
S&P 500® Index (reflects no deduction for fees, expenses or taxes)	31.49%	11.70%	13.56%

Class H	Past 1 Year	Past 5 Years	Past 10 Years
Return Before Taxes	6.16%	-7.63%	-2.62%
Return After Taxes on Distributions	5.76%	-7.98%	-2.90%
Return After Taxes on Distributions and Sale of Fund Shares	3.63%	-5.69%	-2.01%
S&P 500® Index (reflects no deduction for fees, expenses or taxes)	31.49%	11.70%	13.56%

MANAGEMENT

INVESTMENT ADVISOR

Security Investors, LLC, which operates under the name Guggenheim Investments, serves as the investment adviser of the Fund.

PORTFOLIO MANAGERS

- **Michael P. Byrum**, CFA, Senior Vice President. Mr. Byrum has been associated with the Advisor since 1993.
- **Ryan A. Harder**, CFA, Portfolio Manager. Mr. Harder has been associated with the Advisor since 2004.

PURCHASE AND SALE OF FUND SHARES

The minimum initial investment amounts and minimum account balance requirements for Investor Class and Class H accounts held through a third party (e.g., a brokerage account) are typically:

- \$1,000 for retirement accounts
- \$2,500 for all other accounts

Investor Class and Class H accounts opened through a financial intermediary (non-direct) will be subject to your financial intermediary's minimum initial investment amount and account balance requirements, which may be different than the amounts above.

Investor Class and Class H accounts held directly at Guggenheim Investments (other than those that are managed by financial professionals) are subject to a minimum initial investment and account balance of \$5,000 (including retirement accounts).

Direct accounts managed by financial professionals are not subject to minimum initial investment and minimum account balance requirements.

There are no minimum amounts for subsequent investments in the Fund except for subsequent investments made via Automated Clearing House ("ACH").

The Fund reserves the right to modify its minimum account balance requirements at any time, with or without prior notice to you.

The Fund redeems its shares continuously and investors may sell their shares back to the Fund on any day that the New York Stock Exchange (the "NYSE") is open for business (a "Business Day"). You will ordinarily submit your transaction order through your financial intermediary or other securities dealers through which you opened your shareholder account or through Guggenheim Investments directly. The Fund also offers you the option to send redemption orders to Guggenheim Investments by mail, fax or telephone.

TAX INFORMATION

Fund distributions are generally taxable as ordinary income, qualified dividend income, or capital gains (or a combination thereof), unless your investment is in an IRA or other tax-advantaged retirement account. Investments through a tax-advantaged retirement account may be subject to taxation upon withdrawal.

PAYMENTS TO BROKER-DEALERS AND OTHER FINANCIAL INTERMEDIARIES

If you purchase the Fund through a broker-dealer or other financial intermediary (such as a bank), the Fund and its related companies may pay the intermediary for the sale of Fund shares and related services. These payments may create a conflict of interest by influencing the broker-dealer or other intermediary and your sales person to recommend the Fund over another investment. Ask your sales person or visit your financial intermediary's website for more information.

ENERGY SERVICES FUND

INVESTMENT OBJECTIVE

The Energy Services Fund (the "Fund") seeks to provide capital appreciation by investing in companies that are involved in the energy services field, including those that provide services and equipment in the areas of oil, coal, and gas exploration and production ("Energy Services Companies").

FEES AND EXPENSES OF THE FUND

This table describes the fees and expenses that you may pay if you buy and hold Investor Class shares or Class H shares of the Fund. You may be required to pay a commission to your financial intermediary for effecting transactions in a class of shares of the Fund without any initial sales charge, contingent deferred sales charge, or other asset-based fee for sales or distribution. These commissions are not reflected in the Fees and Expenses table or expense example below.

	Investor Class	Class H
SHAREHOLDER FEES <i>(fees paid directly from your investment)</i>	N/A	N/A
ANNUAL FUND OPERATING EXPENSES <i>(expenses that you pay each year as a percentage of the value of your investment)</i>		
Management Fees	0.85%	0.85%
Distribution (12b-1) Fees	None	0.25%
Other Expenses	0.63%	0.62%
Total Annual Fund Operating Expenses	1.48%	1.72%

EXAMPLE

This Example is intended to help you compare the cost of investing in the Fund with the cost of investing in other mutual funds.

The Example assumes that you invest \$10,000 in the Fund for the time periods indicated and then redeem all of your shares at the end of those periods. The Example also assumes that your investment has a 5% return each year and that the Fund's operating expenses remain the same. Although your actual costs may be higher or lower, based on these assumptions your costs would be:

	1 Year	3 Years	5 Years	10 Years
Investor Class	\$151	\$468	\$808	\$1,768
Class H	\$175	\$542	\$933	\$2,030

PORTFOLIO TURNOVER

The Fund pays transaction costs, such as commissions, when it buys and sells securities (or "turns over" its portfolio). A higher portfolio turnover rate may indicate higher transaction costs and may result in higher taxes when Fund shares are held in a taxable account. These costs, which are not reflected in the Total Annual Fund Operating Expenses or the Example, affect the Fund's performance. During the most recent fiscal year, the Fund's portfolio turnover rate was 810% of the average value of its portfolio. The Fund's portfolio turnover rate is calculated without regard to cash instruments and most derivatives. If such instruments were included, the Fund's portfolio turnover rate might be significantly higher.

PRINCIPAL INVESTMENT STRATEGIES

Under normal circumstances, the Fund invests substantially all (at least 80%) of its net assets in equity securities of Energy Services Companies that are traded in the United States and in derivatives, which primarily consist of futures contracts and options on securities, futures contracts, and stock indices. The Advisor employs a proprietary quantitative and qualitative methodology to identify Energy Services Companies in which to invest. The methodology utilizes screens based on price, liquidity, and tradability. Stocks are weighted using a proprietary modified

capitalization weighting methodology. The portfolio may be further adjusted to comply with regulatory investment limitations or as determined appropriate by the Advisor.

The Fund may invest to a significant extent in the securities of Energy Services Companies that have small to mid-sized capitalizations. Energy Services Companies are engaged in one or more businesses in the energy services field, including those that provide services and equipment to companies engaged in the production, refinement or distribution of oil, gas, electricity, and coal; companies involved with the production and development of newer sources of energy such as nuclear, geothermal, oil shale, and solar power; companies involved with onshore or offshore drilling; companies involved in production and well maintenance; companies involved in exploration engineering, data and technology; companies involved in energy transport; and companies involved in equipment and plant design or construction. The Fund also may purchase American Depositary Receipts ("ADRs") to gain exposure to foreign Energy Services Companies and U.S. government securities.

Investments in derivative instruments, such as futures and options, have the economic effect of creating financial leverage in the Fund's portfolio because such investments may give rise to losses that exceed the amount the Fund has invested in those instruments. Financial leverage will magnify, sometimes significantly, the Fund's exposure to any increase or decrease in prices associated with a particular reference asset resulting in increased volatility in the value of the Fund's portfolio. The value of the Fund's portfolio is likely to experience greater volatility over short-term periods. While such financial leverage has the potential to produce greater gains, it also may result in greater losses, which in some cases may cause the Fund to liquidate other portfolio investments at a loss to comply with limits on leverage and asset segregation requirements imposed by the Investment Company Act of 1940 or to meet redemption requests.

In an effort to ensure that the Fund is fully invested on a day-to-day basis, the Fund may conduct any necessary trading activity at or just prior to the close of the U.S. financial markets. As of June 30, 2020, the Fund has significant exposure to the Energy Sector, as that sector is defined by the Global Industry Classification Standard, a widely recognized industry classification methodology developed by MSCI, Inc. and Standard & Poor's Financial Services LLC. Also, as of June 30, 2020, the Fund's investments are concentrated (*i.e.*, more than 25% of its assets) in securities issued by companies in the Energy Equipment & Services Industry, a separate industry within the Energy Sector. The Fund is non-diversified and, therefore, may invest a greater percentage of its assets in a particular issuer in comparison to a diversified fund.

PRINCIPAL RISKS

As with all mutual funds, a shareholder is subject to the risk that his or her investment could lose money. In addition to this risk, the Fund is subject to the principal risks described below.

DEPOSITARY RECEIPT RISK—The Fund may hold the securities of non-U.S. companies in the form of ADRs. The underlying securities of the ADRs in the Fund's portfolio are subject to fluctuations in foreign currency exchange rates that may affect the value of the Fund's portfolio. In addition, the value of the securities underlying the ADRs may change materially when the U.S. markets are not open for trading. Investments in the underlying foreign securities also involve political and economic risks distinct from those associated with investing in the securities of U.S. issuers.

DERIVATIVES RISK—The Fund's investments in derivatives may pose risks in addition to and greater than those associated with investing directly in securities or other investments, including risks relating to leverage, imperfect correlations with underlying investments or the Fund's other portfolio holdings, high price volatility, lack of availability, counterparty credit, liquidity, valuation and legal restrictions. Their use is a highly specialized activity that involves investment techniques and risks different from those associated with ordinary portfolio securities transactions. If the Advisor is incorrect about its expectations of market conditions, the use of derivatives could also result in a loss, which in some cases may be unlimited. Certain risks are specific to the derivatives in which the Fund invests.

FUTURES CONTRACTS RISK—Futures contracts are typically exchange-traded contracts that call for the future delivery of an asset at a certain price and date, or cash settlement of the terms of the contract. Risks of futures contracts may be caused by an imperfect correlation between movements in the price of the instruments and the price of the underlying securities. In addition, there is the risk that the Fund may not be able to enter into a closing transaction because of an illiquid market. Exchanges can limit the number of positions that can be held or controlled by the Fund or the Advisor, thus limiting the ability to implement the Fund's strategies. Futures

markets are highly volatile and the use of futures may increase the volatility of the Fund's net asset value ("NAV"). Futures also are subject to leverage risks and to liquidity risk.

OPTIONS CONTRACTS RISK—Options or options on futures contracts give the holder of the option the right to buy (or to sell) a position in a security or in a contract to the writer of the option, at a certain price. They are subject to correlation risk because there may be an imperfect correlation between the options and the securities markets that cause a given transaction to fail to achieve its objectives. The successful use of options depends on the Advisor's ability to correctly predict future price fluctuations and the degree of correlation between the options and securities markets. Exchanges can limit the number of positions that can be held or controlled by the Fund or the Advisor, thus limiting the ability to implement the Fund's strategies. Options also are particularly subject to leverage risk and can be subject to liquidity risk.

EARLY CLOSING RISK—The Fund is subject to the risk that unanticipated early closings of securities exchanges and other financial markets may result in the Fund's inability to buy or sell securities or other financial instruments on that day and may cause the Fund to incur substantial trading losses.

EQUITY RISK—The Fund is subject to the risk that the value of the equity securities and equity-based derivatives in the Fund's portfolio will decline due to volatility in the equity market caused by general market and economic conditions, perceptions regarding particular industries represented in the equity market, or factors relating to specific companies to which the Fund has investment exposure.

FOREIGN ISSUER EXPOSURE RISK—The Fund may invest in securities of foreign companies directly, or in financial instruments that are indirectly linked to the performance of foreign issuers, such as ADRs. The Fund's exposure to foreign issuers and investments in foreign securities, if any, are subject to additional risks in comparison to U.S. securities and U.S. issuers, including currency fluctuations, adverse political and economic developments, unreliable or untimely information, less liquidity, limited legal recourse and higher transactional costs.

INDUSTRY CONCENTRATION RISK—The Fund expects to concentrate (*i.e.*, invest more than 25% of its net assets) its investments in a limited number of issuers conducting business in the same industry or group of related industries. To the extent the Fund does so, the Fund is more vulnerable to adverse market, economic, regulatory, political or other developments affecting that industry or group of related industries than a fund that invests its assets more broadly. As of June 30, 2020, the Fund's investments are concentrated in securities issued by companies in the Energy Equipment & Services Industry. As a result of the Fund's concentration in the Energy Equipment & Services Industry, the Fund is subject to the risks associated with that Industry. The Energy Equipment and Services Industry includes drilling contractors or owners of drilling rigs that contract their services for drilling wells and manufacturers of equipment, including drilling rigs and equipment, and providers of supplies and services to companies involved in the drilling, evaluation and completion of oil and gas wells. The prices of securities of companies in the Energy Equipment & Services Industry may fluctuate widely due to supply and demand for a specific product or service, the price of oil and gas, exploration and production spending, world events and economic conditions. Natural disasters also may affect companies in the Energy Equipment & Services Industry. In addition, companies involved in the Energy Equipment & Services Industry are at risk of civil liability from accidents resulting in injury, loss of life or property, pollution or other environmental damage claims. Disruptions in energy services may significantly impact companies in the Energy Equipment & Services Industry. Legislative or regulatory changes and increased government supervision also may affect companies in the Energy Equipment & Services Industry. The Energy Equipment & Services Industry is a separate industry within the Energy Sector.

MARKET RISK—The market value of the securities and derivatives held by the Fund may fluctuate over time in response to factors affecting individual companies or other factors such as changing economic, political or financial markets.

MID-CAPITALIZATION SECURITIES RISK—The Fund is subject to the risk that medium-capitalization stocks may underperform other segments of the equity market or the equity market as a whole. Securities of medium-capitalization companies may experience more price volatility, greater spreads between their bid and ask prices, lower trading volumes, and cyclical or static growth prospects. Medium-capitalization companies often have limited product lines, markets or financial resources, and may therefore be more vulnerable to adverse developments than larger capitalization companies.

NON-DIVERSIFICATION RISK—The Fund is considered non-diversified and can invest a greater portion of its assets in securities of individual issuers than a diversified fund. As a result, changes in the market value of a single issuer's securities could cause greater fluctuations in the value of Fund shares than would occur in a diversified fund.

PORTFOLIO TURNOVER RISK—The Fund's strategy may frequently involve buying and selling portfolio securities, which may lead to increased costs to the Fund. Portfolio turnover risk may cause the Fund's performance to be less than you expect.

REGULATORY AND LEGAL RISK—U.S. and non-U.S. governmental agencies and other regulators regularly implement additional regulations and legislators pass new laws that affect the investments held by the Fund, the strategies used by the Fund or the level of regulation or taxation applying to the Fund (such as regulations related to investments in derivatives and other transactions). These regulations and laws impact the investment strategies, performance, costs and operations of the Fund or taxation of shareholders.

SECTOR RISK—The Fund is subject to the Sector Risk described below.

Energy Sector Risk. The Fund's investments are exposed to issuers conducting business in the Energy Sector. The Energy Sector includes companies operating in the exploration and production, refining and marketing, and storage and transportation of oil and gas and coal and consumable fuels. It also includes companies that offer oil and gas equipment and related services. The Fund is subject to the risk that the securities of such issuers will underperform the market as a whole due to legislative or regulatory changes, adverse market conditions and/or increased competition affecting the Energy Sector. The performance of companies operating in the Energy Sector is closely tied to the price and supply of energy fuels and international political events.

SHAREHOLDER TRADING RISK—The Fund may be used as a tool for certain investors that employ trading strategies involving frequent trading. Such trading strategies may lead to increased portfolio turnover in the Fund, higher transaction costs, and the possibility of increased short-term capital gains (which will be taxable to shareholders as ordinary income when distributed to them) and/or long-term capital gains. Large movements of assets into and out of the Fund due to active or frequent trading also may adversely affect the Fund's ability to achieve its investment objective.

SMALL-CAPITALIZATION SECURITIES RISK—The Fund is subject to the risk that small-capitalization stocks may underperform other segments of the equity market or the equity market as a whole. Small-capitalization companies may be more vulnerable than larger, more established organizations to adverse business or economic developments. Securities of small-capitalization companies may experience much more price volatility, greater spreads between their bid and ask prices, significantly lower trading volumes, and cyclical or static growth prospects. Small-capitalization companies often have limited product lines, markets or financial resources, and may therefore be more vulnerable to adverse developments than larger capitalization companies.

TEMPORARY DEFENSIVE INVESTMENT RISK—The Advisor generally does not attempt to take defensive positions in the Fund in declining markets. Therefore, the Fund may be subject to greater losses in a declining market than a fund that does take defensive positions in declining markets.

TRADING HALT RISK—The Fund typically will hold futures contracts and short-term options. The major exchanges on which these contracts are traded, such as the Chicago Mercantile Exchange, have established limits on how much the trading price of a futures contract or option may decline over various time periods within a day, and may halt trading in a contract that exceeds such limits. If a trading halt occurs, the Fund may temporarily be unable to purchase or sell certain securities, futures contracts or options. Such a trading halt near the time the Fund prices its shares may limit the Fund's ability to fully invest its assets, which could adversely affect performance, and may prevent the Fund from achieving its investment objective.

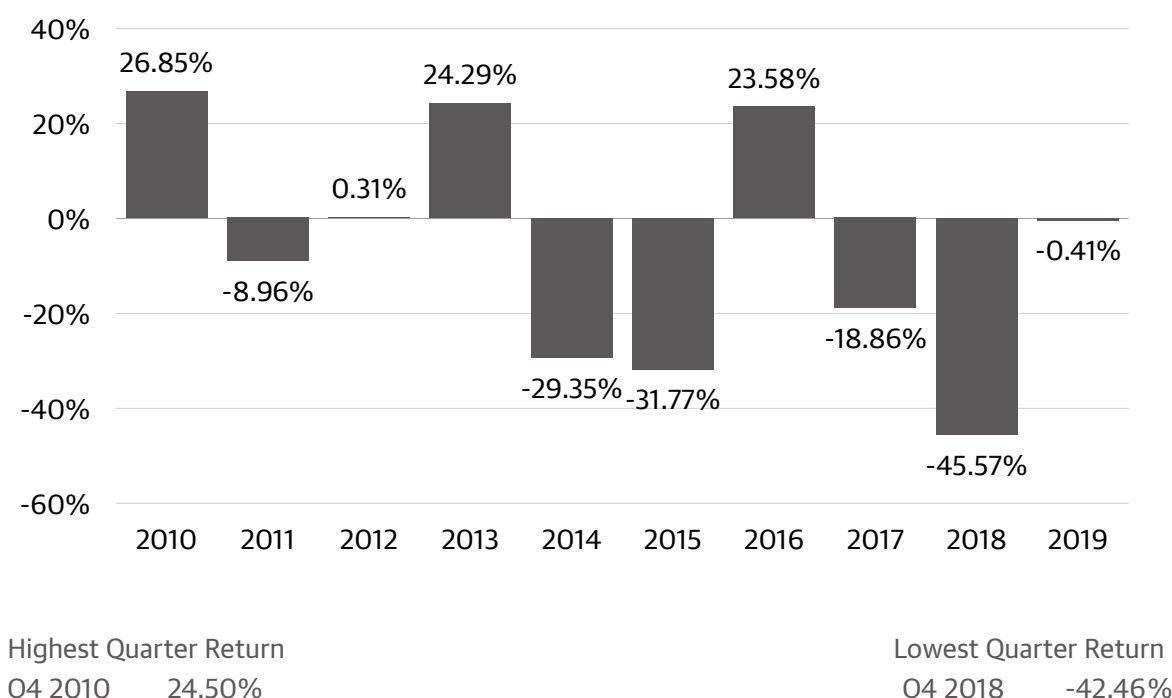
PERFORMANCE INFORMATION

The following bar chart shows the performance of the Investor Class shares of the Fund from year to year. The variability of performance over time provides an indication of the risks of investing in the Fund. The following tables show the performance of the Investor Class shares and Class H shares of the Fund as an average over different periods of time in comparison to the performance of a broad-based market index. Effective upon the close of business on

September 30, 2015, the Fund converted its former Advisor Class shares to Class H shares. For periods prior to September 30, 2015, the performance shown reflects the performance of Advisor Class shares. The returns shown have not been adjusted to reflect any differences in expenses between Advisor Class shares and Class H shares. However, the Fund's Class H shares would have had annual returns substantially similar to those of the Fund's former Advisor Class shares because they are invested in the same portfolio of securities and have a similar expense structure to that of Advisor Class shares. The figures in the bar chart and tables assume the reinvestment of dividends and capital gains distributions. Of course, this past performance (before and after taxes) does not necessarily indicate how the Fund will perform in the future.

Updated performance information is available on the Fund's website at www.guggenheiminvestments.com or by calling 800.820.0888.

The performance information shown below for Investor Class shares is based on a calendar year. The year-to-date return for the period from January 1, 2020 through June 30, 2020 is -51.92%.



AVERAGE ANNUAL TOTAL RETURN (for periods ended December 31, 2019)

The after-tax returns presented in the table below are calculated using highest historical individual federal marginal income tax rates and do not reflect the impact of state and local taxes. Your actual after-tax returns will depend on your specific tax situation and may differ from those shown below. After-tax returns are not relevant to investors who hold shares of the Fund through tax-deferred arrangements, such as 401(k) plans or individual retirement accounts.

Investor Class	Past 1 Year	Past 5 Years	Past 10 Years
Return Before Taxes	-0.41%	-17.99%	-9.29%
Return After Taxes on Distributions	-0.46%	-18.28%	-9.45%
Return After Taxes on Distributions and Sale of Fund Shares	-0.24%	-12.29%	-6.26%
S&P 500® Index (reflects no deduction for fees, expenses or taxes)	31.49%	11.70%	13.56%

Class H	Past 1 Year	Past 5 Years	Past 10 Years
Return Before Taxes	-0.38%	-18.24%	-9.65%
Return After Taxes on Distributions	-0.43%	-18.56%	-9.83%
Return After Taxes on Distributions and Sale of Fund Shares	-0.23%	-12.44%	-6.46%
S&P 500 [®] Index (reflects no deduction for fees, expenses or taxes)	31.49%	11.70%	13.56%

MANAGEMENT

INVESTMENT ADVISOR

Security Investors, LLC, which operates under the name Guggenheim Investments, serves as the investment adviser of the Fund.

PORTFOLIO MANAGERS

- **Michael P. Byrum**, CFA, Senior Vice President. Mr. Byrum has been associated with the Advisor since 1993.
- **Ryan A. Harder**, CFA, Portfolio Manager. Mr. Harder has been associated with the Advisor since 2004.

PURCHASE AND SALE OF FUND SHARES

The minimum initial investment amounts and minimum account balance requirements for Investor Class and Class H accounts held through a third party (e.g., a brokerage account) are typically:

- \$1,000 for retirement accounts
- \$2,500 for all other accounts

Investor Class and Class H accounts opened through a financial intermediary (non-direct) will be subject to your financial intermediary's minimum initial investment amount and account balance requirements, which may be different than the amounts above.

Investor Class and Class H accounts held directly at Guggenheim Investments (other than those that are managed by financial professionals) are subject to a minimum initial investment and account balance of \$5,000 (including retirement accounts).

Direct accounts managed by financial professionals are not subject to minimum initial investment and minimum account balance requirements.

There are no minimum amounts for subsequent investments in the Fund except for subsequent investments made via Automated Clearing House ("ACH").

The Fund reserves the right to modify its minimum account balance requirements at any time, with or without prior notice to you.

The Fund redeems its shares continuously and investors may sell their shares back to the Fund on any day that the New York Stock Exchange (the "NYSE") is open for business (a "Business Day"). You will ordinarily submit your transaction order through your financial intermediary or other securities dealers through which you opened your shareholder account or through Guggenheim Investments directly. The Fund also offers you the option to send redemption orders to Guggenheim Investments by mail, fax or telephone.

TAX INFORMATION

Fund distributions are generally taxable as ordinary income, qualified dividend income, or capital gains (or a combination thereof), unless your investment is in an IRA or other tax-advantaged retirement account. Investments through a tax-advantaged retirement account may be subject to taxation upon withdrawal.

PAYMENTS TO BROKER-DEALERS AND OTHER FINANCIAL INTERMEDIARIES

If you purchase the Fund through a broker-dealer or other financial intermediary (such as a bank), the Fund and its related companies may pay the intermediary for the sale of Fund shares and related services. These payments may create a conflict of interest by influencing the broker-dealer or other intermediary and your sales person to recommend the Fund over another investment. Ask your sales person or visit your financial intermediary's website for more information.

FINANCIAL SERVICES FUND

INVESTMENT OBJECTIVE

The Financial Services Fund (the "Fund") seeks to provide capital appreciation by investing in companies that are involved in the financial services sector ("Financial Services Companies").

FEES AND EXPENSES OF THE FUND

This table describes the fees and expenses that you may pay if you buy and hold Investor Class shares or Class H shares of the Fund. You may be required to pay a commission to your financial intermediary for effecting transactions in a class of shares of the Fund without any initial sales charge, contingent deferred sales charge, or other asset-based fee for sales or distribution. These commissions are not reflected in the Fees and Expenses table or expense example below.

	Investor Class	Class H
SHAREHOLDER FEES <i>(fees paid directly from your investment)</i>	N/A	N/A
ANNUAL FUND OPERATING EXPENSES <i>(expenses that you pay each year as a percentage of the value of your investment)</i>		
Management Fees	0.85%	0.85%
Distribution (12b-1) Fees	None	0.25%
Other Expenses	0.63%	0.62%
Total Annual Fund Operating Expenses	1.48%	1.72%

EXAMPLE

This Example is intended to help you compare the cost of investing in the Fund with the cost of investing in other mutual funds.

The Example assumes that you invest \$10,000 in the Fund for the time periods indicated and then redeem all of your shares at the end of those periods. The Example also assumes that your investment has a 5% return each year and that the Fund's operating expenses remain the same. Although your actual costs may be higher or lower, based on these assumptions your costs would be:

	1 Year	3 Years	5 Years	10 Years
Investor Class	\$151	\$468	\$808	\$1,768
Class H	\$175	\$542	\$933	\$2,030

PORTFOLIO TURNOVER

The Fund pays transaction costs, such as commissions, when it buys and sells securities (or "turns over" its portfolio). A higher portfolio turnover rate may indicate higher transaction costs and may result in higher taxes when Fund shares are held in a taxable account. These costs, which are not reflected in the Total Annual Fund Operating Expenses or the Example, affect the Fund's performance. During the most recent fiscal year, the Fund's portfolio turnover rate was 249% of the average value of its portfolio. The Fund's portfolio turnover rate is calculated without regard to cash instruments and most derivatives. If such instruments were included, the Fund's portfolio turnover rate might be significantly higher.

PRINCIPAL INVESTMENT STRATEGIES

Under normal circumstances, the Fund invests substantially all (at least 80%) of its net assets in equity securities of Financial Services Companies that are traded in the United States and in derivatives, which primarily consist of futures contracts and options on securities, futures contracts, and stock indices. The Advisor employs a proprietary quantitative and qualitative methodology to identify Financial Services Companies in which to invest. The methodology utilizes screens based on price, liquidity, and tradability. Stocks are weighted using a proprietary modified capitalization weighting methodology. The portfolio may be further adjusted to comply with regulatory investment limitations or as determined appropriate by the Advisor.

The Fund may invest to a significant extent in the securities of Financial Services Companies that have small to mid-sized capitalizations. Financial Service Companies include commercial banks, savings and loan associations, insurance companies, brokerage companies and real-estate investment trusts. The Fund also may purchase American Depositary Receipts ("ADRs") to gain exposure to foreign Financial Services Companies and U.S. government securities. Under U.S. Securities and Exchange Commission regulations, the Fund may not invest more than 5% of its total assets in the equity securities of any company that derives more than 15% of its revenues from brokerage or investment management activities.

Investments in derivative instruments, such as futures and options, have the economic effect of creating financial leverage in the Fund's portfolio because such investments may give rise to losses that exceed the amount the Fund has invested in those instruments. Financial leverage will magnify, sometimes significantly, the Fund's exposure to any increase or decrease in prices associated with a particular reference asset resulting in increased volatility in the value of the Fund's portfolio. The value of the Fund's portfolio is likely to experience greater volatility over short-term periods. While such financial leverage has the potential to produce greater gains, it also may result in greater losses, which in some cases may cause the Fund to liquidate other portfolio investments at a loss to comply with limits on leverage and asset segregation requirements imposed by the Investment Company Act of 1940 or to meet redemption requests.

In an effort to ensure that the Fund is fully invested on a day-to-day basis, the Fund may conduct any necessary trading activity at or just prior to the close of the U.S. financial markets. As of June 30, 2020, the Fund has significant exposure to the Financials Sector and Real Estate Sector, as each sector is defined by the Global Industry Classification Standard, a widely recognized industry classification methodology developed by MSCI, Inc. and Standard & Poor's Financial Services LLC. Also, as of June 30, 2020, the Fund's investments are concentrated (*i.e.*, more than 25% of its assets) in securities issued by companies in the Equity Real Estate Investment Trusts (REITs) Industry, a separate industry within the Real Estate Sector.

PRINCIPAL RISKS

As with all mutual funds, a shareholder is subject to the risk that his or her investment could lose money. In addition to this risk, the Fund is subject to the principal risks described below.

DEPOSITARY RECEIPT RISK—The Fund may hold the securities of non-U.S. companies in the form of ADRs. The underlying securities of the ADRs in the Fund's portfolio are subject to fluctuations in foreign currency exchange rates that may affect the value of the Fund's portfolio. In addition, the value of the securities underlying the ADRs may change materially when the U.S. markets are not open for trading. Investments in the underlying foreign securities also involve political and economic risks distinct from those associated with investing in the securities of U.S. issuers.

DERIVATIVES RISK—The Fund's investments in derivatives may pose risks in addition to and greater than those associated with investing directly in securities or other investments, including risks relating to leverage, imperfect correlations with underlying investments or the Fund's other portfolio holdings, high price volatility, lack of availability, counterparty credit, liquidity, valuation and legal restrictions. Their use is a highly specialized activity that involves investment techniques and risks different from those associated with ordinary portfolio securities transactions. If the Advisor is incorrect about its expectations of market conditions, the use of derivatives could also result in a loss, which in some cases may be unlimited. Certain risks are specific to the derivatives in which the Fund invests.

FUTURES CONTRACTS RISK—Futures contracts are typically exchange-traded contracts that call for the future delivery of an asset at a certain price and date, or cash settlement of the terms of the contract. Risks of futures contracts may be caused by an imperfect correlation between movements in the price of the instruments and the price of the underlying securities. In addition, there is the risk that the Fund may not be able to enter into a closing transaction because of an illiquid market. Exchanges can limit the number of positions that can be held or controlled by the Fund or the Advisor, thus limiting the ability to implement the Fund's strategies. Futures markets are highly volatile and the use of futures may increase the volatility of the Fund's net asset value ("NAV"). Futures also are subject to leverage risks and to liquidity risk.

OPTIONS CONTRACTS RISK—Options or options on futures contracts give the holder of the option the right to buy (or to sell) a position in a security or in a contract to the writer of the option, at a certain price. They are subject to correlation risk because there may be an imperfect correlation between the options and the securities

markets that cause a given transaction to fail to achieve its objectives. The successful use of options depends on the Advisor's ability to correctly predict future price fluctuations and the degree of correlation between the options and securities markets. Exchanges can limit the number of positions that can be held or controlled by the Fund or the Advisor, thus limiting the ability to implement the Fund's strategies. Options also are particularly subject to leverage risk and can be subject to liquidity risk.

EARLY CLOSING RISK—The Fund is subject to the risk that unanticipated early closings of securities exchanges and other financial markets may result in the Fund's inability to buy or sell securities or other financial instruments on that day and may cause the Fund to incur substantial trading losses.

EQUITY RISK—The Fund is subject to the risk that the value of the equity securities and equity-based derivatives in the Fund's portfolio will decline due to volatility in the equity market caused by general market and economic conditions, perceptions regarding particular industries represented in the equity market, or factors relating to specific companies to which the Fund has investment exposure.

FOREIGN ISSUER EXPOSURE RISK—The Fund may invest in securities of foreign companies directly, or in financial instruments that are indirectly linked to the performance of foreign issuers, such as ADRs. The Fund's exposure to foreign issuers and investments in foreign securities, if any, are subject to additional risks in comparison to U.S. securities and U.S. issuers, including currency fluctuations, adverse political and economic developments, unreliable or untimely information, less liquidity, limited legal recourse and higher transactional costs.

INDUSTRY CONCENTRATION RISK—The Fund expects to concentrate (*i.e.*, invest more than 25% of its net assets) its investments in a limited number of issuers conducting business in the same industry or group of related industries. To the extent the Fund does so, the Fund is more vulnerable to adverse market, economic, regulatory, political or other developments affecting that industry or group of related industries than a fund that invests its assets more broadly. As of June 30, 2020, the Fund's investments are concentrated in securities issued by companies in the Equity Real Estate Investment Trusts (REITs) Industry. As a result of the Fund's concentration in the Equity Real Estate Investment Trusts (REITs) Industry, the Fund is subject to the risks associated with that Industry. The Equity Real Estate Investment Trusts (REITs) Industry is a separate industry within the Real Estate Sector that includes companies or trusts engaged in the acquisition, development, ownership, leasing, management and operation of: hotel and resort properties (hotel & resort REITs); office properties (office REITs); properties serving the health care industry, including hospitals, nursing homes and assisted living properties (health care REITs); residential properties, including multi-family homes, apartments, manufactured homes and student housing properties (residential REITs); shopping malls, outlet malls and neighborhood and community shopping centers (retail REITs); and other specialized properties including storage and other properties that do not generate a majority of their revenues and income from real estate rental and leasing operations (specialized REITs). For information regarding the Fund's investments in the Equity Real Estate Investment Trusts (REITs) Industry and real estate investment trusts, see "Sector Risk" and "Real Estate Investment Trust (REIT) Risk" below.

MARKET RISK—The market value of the securities and derivatives held by the Fund may fluctuate over time in response to factors affecting individual companies or other factors such as changing economic, political or financial markets.

MID-CAPITALIZATION SECURITIES RISK—The Fund is subject to the risk that medium-capitalization stocks may underperform other segments of the equity market or the equity market as a whole. Securities of medium-capitalization companies may experience more price volatility, greater spreads between their bid and ask prices, lower trading volumes, and cyclical or static growth prospects. Medium-capitalization companies often have limited product lines, markets or financial resources, and may therefore be more vulnerable to adverse developments than larger capitalization companies.

PORTFOLIO TURNOVER RISK—The Fund's strategy may frequently involve buying and selling portfolio securities, which may lead to increased costs to the Fund. Portfolio turnover risk may cause the Fund's performance to be less than you expect.

REAL ESTATE INVESTMENT TRUST ("REIT") RISK—REITs are securities that invest substantially all of their assets in real estate, trade like stocks and may qualify for special tax considerations. Investments in REITs subject the Fund to risks associated with the direct ownership of real estate. Market conditions or events affecting the overall real estate and REIT markets, such as declining property values or rising interest rates, could have a negative impact on the real

estate market and the value of REITs in general. REITs may be affected by changes in the value of the underlying property owned by the trusts, economic downturns which may have a material effect on the real estate in which the REITs invest and their underlying portfolio securities. Further, REITs are dependent upon specialized management skills and may have their investments in relatively few properties, or in a small geographic area or a single property type. Failure of a company to qualify as a REIT under federal tax law may have adverse consequences to the Fund. In addition, REITs have their own expenses, and the Fund will bear a proportionate share of those expenses.

REGULATORY AND LEGAL RISK—U.S. and non-U.S. governmental agencies and other regulators regularly implement additional regulations and legislators pass new laws that affect the investments held by the Fund, the strategies used by the Fund or the level of regulation or taxation applying to the Fund (such as regulations related to investments in derivatives and other transactions). These regulations and laws impact the investment strategies, performance, costs and operations of the Fund or taxation of shareholders.

SECTOR RISK—The Fund is subject to the Sector Risks described below.

Financials Sector Risk. The Fund's investments are exposed to issuers conducting business in the Financials Sector. The Financials Sector includes companies involved in banking, thrifts and mortgage finance, specialized finance, consumer finance, asset management and custody banks, investment banking and brokerage, and insurance. It also includes the Financial Exchanges & Data and Mortgage Real Estate Investment Trusts (REITs) sub-industries. The Fund is subject to the risk that the securities of such issuers will underperform the market as a whole due to legislative or regulatory changes, adverse market conditions and/or increased competition affecting the Financials Sector. Companies operating in the Financials Sector are subject to extensive government regulation, which may limit the financial commitments they can make and the interest rates and fees they can charge. Profitability is largely dependent on the availability and cost of capital funds, and may fluctuate significantly when interest rates change or due to increased competition.

Real Estate Sector Risk. The Fund's investments are exposed to issuers conducting business in the Real Estate Sector. The Real Estate Sector contains companies operating in real estate development and operations. It also includes companies offering real estate-related services and REITs. The Fund is subject to the risk that the securities of such issuers will underperform the market as a whole due to legislative or regulatory changes, adverse market conditions and/or increased competition affecting the Real Estate Sector. The performance of companies operating in the Real Estate Sector has historically been cyclical and particularly sensitive to the overall economy and market changes, including declines in the value of real estate or, conversely, saturation of the real estate market, economic downturns and defaults by borrowers or tenants during such periods, increases in competition, limited availability of mortgage funds or other limits to accessing the credit or capital markets, and changes in interest rates.

SHAREHOLDER TRADING RISK—The Fund may be used as a tool for certain investors that employ trading strategies involving frequent trading. Such trading strategies may lead to increased portfolio turnover in the Fund, higher transaction costs, and the possibility of increased short-term capital gains (which will be taxable to shareholders as ordinary income when distributed to them) and/or long-term capital gains. Large movements of assets into and out of the Fund due to active or frequent trading also may adversely affect the Fund's ability to achieve its investment objective.

SMALL-CAPITALIZATION SECURITIES RISK—The Fund is subject to the risk that small-capitalization stocks may underperform other segments of the equity market or the equity market as a whole. Small-capitalization companies may be more vulnerable than larger, more established organizations to adverse business or economic developments. Securities of small-capitalization companies may experience much more price volatility, greater spreads between their bid and ask prices, significantly lower trading volumes, and cyclical or static growth prospects. Small-capitalization companies often have limited product lines, markets or financial resources, and may therefore be more vulnerable to adverse developments than larger capitalization companies.

TEMPORARY DEFENSIVE INVESTMENT RISK—The Advisor generally does not attempt to take defensive positions in the Fund in declining markets. Therefore, the Fund may be subject to greater losses in a declining market than a fund that does take defensive positions in declining markets.

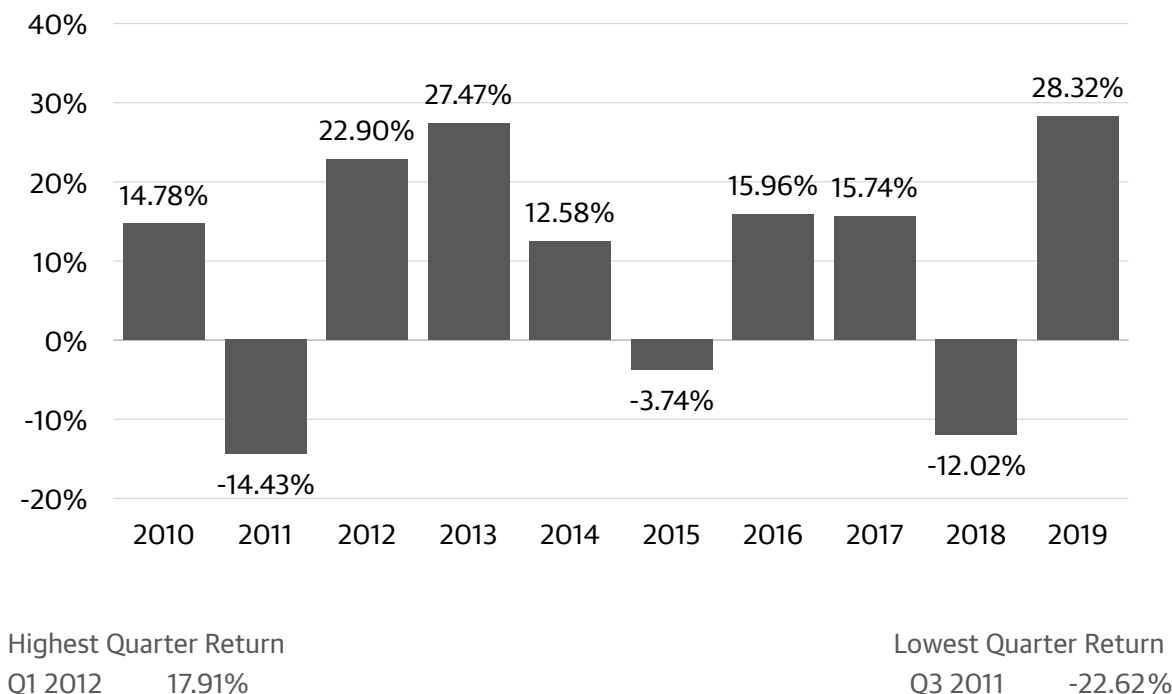
TRADING HALT RISK—The Fund typically will hold futures contracts and short-term options. The major exchanges on which these contracts are traded, such as the Chicago Mercantile Exchange, have established limits on how much the trading price of a futures contract or option may decline over various time periods within a day, and may halt trading in a contract that exceeds such limits. If a trading halt occurs, the Fund may temporarily be unable to purchase or sell certain securities, futures contracts or options. Such a trading halt near the time the Fund prices its shares may limit the Fund's ability to fully invest its assets, which could adversely affect performance, and may prevent the Fund from achieving its investment objective.

PERFORMANCE INFORMATION

The following bar chart shows the performance of the Investor Class shares of the Fund from year to year. The variability of performance over time provides an indication of the risks of investing in the Fund. The following tables show the performance of the Investor Class shares and Class H shares of the Fund as an average over different periods of time in comparison to the performance of a broad-based market index. Effective upon the close of business on September 30, 2015, the Fund converted its former Advisor Class shares to Class H shares. For periods prior to September 30, 2015, the performance shown reflects the performance of Advisor Class shares. The returns shown have not been adjusted to reflect any differences in expenses between Advisor Class shares and Class H shares. However, the Fund's Class H shares would have had annual returns substantially similar to those of the Fund's former Advisor Class shares because they are invested in the same portfolio of securities and have a similar expense structure to that of Advisor Class shares. The figures in the bar chart and tables assume the reinvestment of dividends and capital gains distributions. Of course, this past performance (before and after taxes) does not necessarily indicate how the Fund will perform in the future.

Updated performance information is available on the Fund's website at www.guggenheiminvestments.com or by calling 800.820.0888.

The performance information shown below for Investor Class shares is based on a calendar year. The year-to-date return for the period from January 1, 2020 through June 30, 2020 is -18.64%.



AVERAGE ANNUAL TOTAL RETURN (for periods ended December 31, 2019)

The after-tax returns presented in the table below are calculated using highest historical individual federal marginal income tax rates and do not reflect the impact of state and local taxes. Your actual after-tax returns will depend on your specific tax situation and may differ from those shown below. After-tax returns are not relevant to investors who hold shares of the Fund through tax-deferred arrangements, such as 401(k) plans or individual retirement accounts.

Investor Class	Past 1 Year	Past 5 Years	Past 10 Years
Return Before Taxes	28.32%	7.84%	9.71%
Return After Taxes on Distributions	28.11%	7.33%	9.34%
Return After Taxes on Distributions and Sale of Fund Shares	16.77%	5.98%	7.84%
S&P 500® Index (reflects no deduction for fees, expenses or taxes)	31.49%	11.70%	13.56%

Class H	Past 1 Year	Past 5 Years	Past 10 Years
Return Before Taxes	27.99%	7.55%	9.29%
Return After Taxes on Distributions	27.75%	6.99%	8.88%
Return After Taxes on Distributions and Sale of Fund Shares	16.57%	5.72%	7.46%
S&P 500® Index (reflects no deduction for fees, expenses or taxes)	31.49%	11.70%	13.56%

MANAGEMENT

INVESTMENT ADVISOR

Security Investors, LLC, which operates under the name Guggenheim Investments, serves as the investment adviser of the Fund.

PORTFOLIO MANAGERS

- **Michael P. Byrum**, CFA, Senior Vice President. Mr. Byrum has been associated with the Advisor since 1993.
- **Ryan A. Harder**, CFA, Portfolio Manager. Mr. Harder has been associated with the Advisor since 2004.

PURCHASE AND SALE OF FUND SHARES

The minimum initial investment amounts and minimum account balance requirements for Investor Class and Class H accounts held through a third party (e.g., a brokerage account) are typically:

- \$1,000 for retirement accounts
- \$2,500 for all other accounts

Investor Class and Class H accounts opened through a financial intermediary (non-direct) will be subject to your financial intermediary's minimum initial investment amount and account balance requirements, which may be different than the amounts above.

Investor Class and Class H accounts held directly at Guggenheim Investments (other than those that are managed by financial professionals) are subject to a minimum initial investment and account balance of \$5,000 (including retirement accounts).

Direct accounts managed by financial professionals are not subject to minimum initial investment and minimum account balance requirements.

There are no minimum amounts for subsequent investments in the Fund except for subsequent investments made via Automated Clearing House ("ACH").

The Fund reserves the right to modify its minimum account balance requirements at any time, with or without prior notice to you.

The Fund redeems its shares continuously and investors may sell their shares back to the Fund on any day that the New York Stock Exchange (the "NYSE") is open for business (a "Business Day"). You will ordinarily submit your transaction order through your financial intermediary or other securities dealers through which you opened your shareholder account or through Guggenheim Investments directly. The Fund also offers you the option to send redemption orders to Guggenheim Investments by mail, fax or telephone.

TAX INFORMATION

Fund distributions are generally taxable as ordinary income, qualified dividend income, or capital gains (or a combination thereof), unless your investment is in an IRA or other tax-advantaged retirement account. Investments through a tax-advantaged retirement account may be subject to taxation upon withdrawal.

PAYMENTS TO BROKER-DEALERS AND OTHER FINANCIAL INTERMEDIARIES

If you purchase the Fund through a broker-dealer or other financial intermediary (such as a bank), the Fund and its related companies may pay the intermediary for the sale of Fund shares and related services. These payments may create a conflict of interest by influencing the broker-dealer or other intermediary and your sales person to recommend the Fund over another investment. Ask your sales person or visit your financial intermediary's website for more information.

HEALTH CARE FUND

INVESTMENT OBJECTIVE

The Health Care Fund (the "Fund") seeks to provide capital appreciation by investing in companies that are involved in the health care industry ("Health Care Companies").

FEES AND EXPENSES OF THE FUND

This table describes the fees and expenses that you may pay if you buy and hold Investor Class shares or Class H shares of the Fund. You may be required to pay a commission to your financial intermediary for effecting transactions in a class of shares of the Fund without any initial sales charge, contingent deferred sales charge, or other asset-based fee for sales or distribution. These commissions are not reflected in the Fees and Expenses table or expense example below.

	Investor Class	Class H
SHAREHOLDER FEES <i>(fees paid directly from your investment)</i>	N/A	N/A
ANNUAL FUND OPERATING EXPENSES <i>(expenses that you pay each year as a percentage of the value of your investment)</i>		
Management Fees	0.85%	0.85%
Distribution (12b-1) Fees	None	0.25%
Other Expenses	0.62%	0.62%
Total Annual Fund Operating Expenses	1.47%	1.72%

EXAMPLE

This Example is intended to help you compare the cost of investing in the Fund with the cost of investing in other mutual funds.

The Example assumes that you invest \$10,000 in the Fund for the time periods indicated and then redeem all of your shares at the end of those periods. The Example also assumes that your investment has a 5% return each year and that the Fund's operating expenses remain the same. Although your actual costs may be higher or lower, based on these assumptions your costs would be:

	1 Year	3 Years	5 Years	10 Years
Investor Class	\$150	\$465	\$803	\$1,757
Class H	\$175	\$542	\$933	\$2,030

PORTFOLIO TURNOVER

The Fund pays transaction costs, such as commissions, when it buys and sells securities (or "turns over" its portfolio). A higher portfolio turnover rate may indicate higher transaction costs and may result in higher taxes when Fund shares are held in a taxable account. These costs, which are not reflected in the Total Annual Fund Operating Expenses or the Example, affect the Fund's performance. During the most recent fiscal year, the Fund's portfolio turnover rate was 248% of the average value of its portfolio. The Fund's portfolio turnover rate is calculated without regard to cash instruments and most derivatives. If such instruments were included, the Fund's portfolio turnover rate might be significantly higher.

PRINCIPAL INVESTMENT STRATEGIES

Under normal circumstances, the Fund invests substantially all (at least 80%) of its net assets in equity securities of Health Care Companies that are traded in the United States and in derivatives, which primarily consist of futures contracts and options on securities, futures contracts, and stock indices. The Advisor employs a proprietary quantitative and qualitative methodology to identify Health Care Companies in which to invest. The methodology utilizes screens based on price, liquidity, and tradability. Stocks are weighted using a proprietary modified capitalization weighting methodology. The portfolio may be further adjusted to comply with regulatory investment limitations or as determined appropriate by the Advisor.

The Fund may invest to a significant extent in the securities of Health Care Companies that have small to mid-sized capitalizations. Health Care Companies include pharmaceutical companies, companies involved in the research and development of pharmaceutical products and services, companies involved in the operation of health care facilities, and other companies involved in the design, manufacture, or sale of health care related products or services. The Fund also may purchase American Depositary Receipts ("ADRs") to gain exposure to foreign Health Care Companies and U.S. government securities.

Investments in derivative instruments, such as futures and options, have the economic effect of creating financial leverage in the Fund's portfolio because such investments may give rise to losses that exceed the amount the Fund has invested in those instruments. Financial leverage will magnify, sometimes significantly, the Fund's exposure to any increase or decrease in prices associated with a particular reference asset resulting in increased volatility in the value of the Fund's portfolio. The value of the Fund's portfolio is likely to experience greater volatility over short-term periods. While such financial leverage has the potential to produce greater gains, it also may result in greater losses, which in some cases may cause the Fund to liquidate other portfolio investments at a loss to comply with limits on leverage and asset segregation requirements imposed by the Investment Company Act of 1940 or to meet redemption requests.

In an effort to ensure that the Fund is fully invested on a day-to-day basis, the Fund may conduct any necessary trading activity at or just prior to the close of the U.S. financial markets. As of June 30, 2020, the Fund has significant exposure to the Health Care Sector, as that sector is defined by the Global Industry Classification Standard, a widely recognized industry classification methodology developed by MSCI, Inc. and Standard & Poor's Financial Services LLC. Also, as of June 30, 2020, the Fund's investments are concentrated (*i.e.*, more than 25% of its assets) in securities issued by companies in the Healthcare Equipment and Supplies Industry, a separate industry within the Health Care Sector.

PRINCIPAL RISKS

As with all mutual funds, a shareholder is subject to the risk that his or her investment could lose money. In addition to this risk, the Fund is subject to the principal risks described below.

DEPOSITARY RECEIPT RISK—The Fund may hold the securities of non-U.S. companies in the form of ADRs. The underlying securities of the ADRs in the Fund's portfolio are subject to fluctuations in foreign currency exchange rates that may affect the value of the Fund's portfolio. In addition, the value of the securities underlying the ADRs may change materially when the U.S. markets are not open for trading. Investments in the underlying foreign securities also involve political and economic risks distinct from those associated with investing in the securities of U.S. issuers.

DERIVATIVES RISK—The Fund's investments in derivatives may pose risks in addition to and greater than those associated with investing directly in securities or other investments, including risks relating to leverage, imperfect correlations with underlying investments or the Fund's other portfolio holdings, high price volatility, lack of availability, counterparty credit, liquidity, valuation and legal restrictions. Their use is a highly specialized activity that involves investment techniques and risks different from those associated with ordinary portfolio securities transactions. If the Advisor is incorrect about its expectations of market conditions, the use of derivatives could also result in a loss, which in some cases may be unlimited. Certain risks are specific to the derivatives in which the Fund invests.

FUTURES CONTRACTS RISK—Futures contracts are typically exchange-traded contracts that call for the future delivery of an asset at a certain price and date, or cash settlement of the terms of the contract. Risks of futures contracts may be caused by an imperfect correlation between movements in the price of the instruments and the price of the underlying securities. In addition, there is the risk that the Fund may not be able to enter into a closing transaction because of an illiquid market. Exchanges can limit the number of positions that can be held or controlled by the Fund or the Advisor, thus limiting the ability to implement the Fund's strategies. Futures markets are highly volatile and the use of futures may increase the volatility of the Fund's net asset value ("NAV"). Futures also are subject to leverage risks and to liquidity risk.

OPTIONS CONTRACTS RISK—Options or options on futures contracts give the holder of the option the right to buy (or to sell) a position in a security or in a contract to the writer of the option, at a certain price. They are subject to correlation risk because there may be an imperfect correlation between the options and the securities markets that cause a given transaction to fail to achieve its objectives. The successful use of options depends

on the Advisor's ability to correctly predict future price fluctuations and the degree of correlation between the options and securities markets. Exchanges can limit the number of positions that can be held or controlled by the Fund or the Advisor, thus limiting the ability to implement the Fund's strategies. Options also are particularly subject to leverage risk and can be subject to liquidity risk.

EARLY CLOSING RISK—The Fund is subject to the risk that unanticipated early closings of securities exchanges and other financial markets may result in the Fund's inability to buy or sell securities or other financial instruments on that day and may cause the Fund to incur substantial trading losses.

EQUITY RISK—The Fund is subject to the risk that the value of the equity securities and equity-based derivatives in the Fund's portfolio will decline due to volatility in the equity market caused by general market and economic conditions, perceptions regarding particular industries represented in the equity market, or factors relating to specific companies to which the Fund has investment exposure.

FOREIGN ISSUER EXPOSURE RISK—The Fund may invest in securities of foreign companies directly, or in financial instruments that are indirectly linked to the performance of foreign issuers, such as ADRs. The Fund's exposure to foreign issuers and investments in foreign securities, if any, are subject to additional risks in comparison to U.S. securities and U.S. issuers, including currency fluctuations, adverse political and economic developments, unreliable or untimely information, less liquidity, limited legal recourse and higher transactional costs.

INDUSTRY CONCENTRATION RISK—The Fund expects to concentrate (*i.e.*, invest more than 25% of its net assets) its investments in a limited number of issuers conducting business in the same industry or group of related industries. To the extent the Fund does so, the Fund is more vulnerable to adverse market, economic, regulatory, political or other developments affecting that industry or group of related industries than a fund that invests its assets more broadly. As of June 30, 2020, the Fund's investments are concentrated in securities issued by companies in the Health Care Equipment & Supplies Industry. As a result of the Fund's concentration in the Health Care Equipment & Supplies Industry, the Fund is subject to the risks associated with that Industry. The Health Care Equipment & Supplies Industry includes manufacturers of health care equipment and devices, including medical instruments, drug delivery systems, cardiovascular and orthopedic devices, and diagnostic equipment. It also includes manufacturers of health care supplies and medical products, including eye care products, hospital supplies, and safety needle and syringe devices. The prices of the securities of companies operating in the Health Care Equipment & Supplies Industry may fluctuate widely due to government regulation and approval of health care products and services, which can have a significant effect on their price and availability. The types of products or services produced or provided by these companies also may quickly become obsolete. In addition, liability for products that are later alleged to be harmful or unsafe may be substantial, and may have a significant impact on a health care company's market value and/or share price. Legislative or regulatory changes and increased government supervision also may affect companies in the Health Care Equipment & Supplies Industry. The Health Care Equipment & Supplies Industry is a separate industry within the Health Care Sector.

MARKET RISK—The market value of the securities and derivatives held by the Fund may fluctuate over time in response to factors affecting individual companies or other factors such as changing economic, political or financial markets.

MID-CAPITALIZATION SECURITIES RISK—The Fund is subject to the risk that medium-capitalization stocks may underperform other segments of the equity market or the equity market as a whole. Securities of medium-capitalization companies may experience more price volatility, greater spreads between their bid and ask prices, lower trading volumes, and cyclical or static growth prospects. Medium-capitalization companies often have limited product lines, markets or financial resources, and may therefore be more vulnerable to adverse developments than larger capitalization companies.

PORTFOLIO TURNOVER RISK—The Fund's strategy may frequently involve buying and selling portfolio securities, which may lead to increased costs to the Fund. Portfolio turnover risk may cause the Fund's performance to be less than you expect.

REGULATORY AND LEGAL RISK—U.S. and non-U.S. governmental agencies and other regulators regularly implement additional regulations and legislators pass new laws that affect the investments held by the Fund, the strategies used by the Fund or the level of regulation or taxation applying to the Fund (such as regulations related to investments

in derivatives and other transactions). These regulations and laws impact the investment strategies, performance, costs and operations of the Fund or taxation of shareholders.

SECTOR RISK—The Fund is subject to the Sector Risk described below.

Health Care Sector Risk. The Fund's investments are exposed to issuers conducting business in the Health Care Sector. The Health Care Sector includes health care providers and services, companies that manufacture and distribute health care equipment and supplies, and health care technology companies. It also includes companies involved in the research, development, production and marketing of pharmaceuticals and biotechnology products. The Fund is subject to the risk that the securities of such issuers will underperform the market as a whole due to legislative or regulatory changes, adverse market conditions and/or increased competition affecting the Health Care Sector. The prices of the securities of companies operating in the Health Care Sector are closely tied to government regulation and approval of their products and services, which can have a significant effect on the price and availability of those products and services.

SHAREHOLDER TRADING RISK—The Fund may be used as a tool for certain investors that employ trading strategies involving frequent trading. Such trading strategies may lead to increased portfolio turnover in the Fund, higher transaction costs, and the possibility of increased short-term capital gains (which will be taxable to shareholders as ordinary income when distributed to them) and/or long-term capital gains. Large movements of assets into and out of the Fund due to active or frequent trading also may adversely affect the Fund's ability to achieve its investment objective.

SMALL-CAPITALIZATION SECURITIES RISK—The Fund is subject to the risk that small-capitalization stocks may underperform other segments of the equity market or the equity market as a whole. Small-capitalization companies may be more vulnerable than larger, more established organizations to adverse business or economic developments. Securities of small-capitalization companies may experience much more price volatility, greater spreads between their bid and ask prices, significantly lower trading volumes, and cyclical or static growth prospects. Small-capitalization companies often have limited product lines, markets or financial resources, and may therefore be more vulnerable to adverse developments than larger capitalization companies.

TEMPORARY DEFENSIVE INVESTMENT RISK—The Advisor generally does not attempt to take defensive positions in the Fund in declining markets. Therefore, the Fund may be subject to greater losses in a declining market than a fund that does take defensive positions in declining markets.

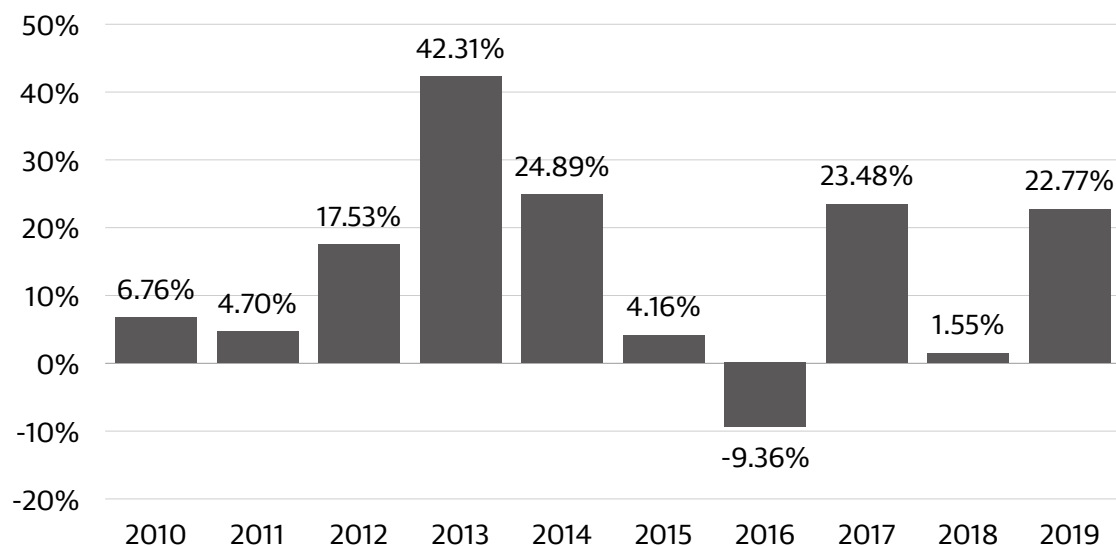
TRADING HALT RISK—The Fund typically will hold futures contracts and short-term options. The major exchanges on which these contracts are traded, such as the Chicago Mercantile Exchange, have established limits on how much the trading price of a futures contract or option may decline over various time periods within a day, and may halt trading in a contract that exceeds such limits. If a trading halt occurs, the Fund may temporarily be unable to purchase or sell certain securities, futures contracts or options. Such a trading halt near the time the Fund prices its shares may limit the Fund's ability to fully invest its assets, which could adversely affect performance, and may prevent the Fund from achieving its investment objective.

PERFORMANCE INFORMATION

The following bar chart shows the performance of the Investor Class shares of the Fund from year to year. The variability of performance over time provides an indication of the risks of investing in the Fund. The following tables show the performance of the Investor Class shares and Class H shares of the Fund as an average over different periods of time in comparison to the performance of a broad-based market index. Effective upon the close of business on September 30, 2015, the Fund converted its former Advisor Class shares to Class H shares. For periods prior to September 30, 2015, the performance shown reflects the performance of Advisor Class shares. The returns shown have not been adjusted to reflect any differences in expenses between Advisor Class shares and Class H shares. However, the Fund's Class H shares would have had annual returns substantially similar to those of the Fund's former Advisor Class shares because they are invested in the same portfolio of securities and have a similar expense structure to that of Advisor Class shares. The figures in the bar chart and tables assume the reinvestment of dividends and capital gains distributions. Of course, this past performance (before and after taxes) does not necessarily indicate how the Fund will perform in the future.

Updated performance information is available on the Fund's website at www.guggenheiminvestments.com or by calling 800.820.0888.

The performance information shown below for Investor Class shares is based on a calendar year. The year-to-date return for the period from January 1, 2020 through June 30, 2020 is 2.19%.



Highest Quarter Return
Q1 2013 14.15%

Lowest Quarter Return
Q3 2015 -14.72%

AVERAGE ANNUAL TOTAL RETURN (for periods ended December 31, 2019)

The after-tax returns presented in the table below are calculated using highest historical individual federal marginal income tax rates and do not reflect the impact of state and local taxes. Your actual after-tax returns will depend on your specific tax situation and may differ from those shown below. After-tax returns are not relevant to investors who hold shares of the Fund through tax-deferred arrangements, such as 401(k) plans or individual retirement accounts.

Investor Class	Past 1 Year	Past 5 Years	Past 10 Years
Return Before Taxes	22.77%	7.77%	13.00%
Return After Taxes on Distributions	22.77%	5.91%	11.82%
Return After Taxes on Distributions and Sale of Fund Shares	13.48%	5.39%	10.44%
S&P 500® Index (reflects no deduction for fees, expenses or taxes)	31.49%	11.70%	13.56%

Class H	Past 1 Year	Past 5 Years	Past 10 Years
Return Before Taxes	22.53%	7.45%	12.57%
Return After Taxes on Distributions	22.53%	5.39%	11.27%
Return After Taxes on Distributions and Sale of Fund Shares	13.33%	5.07%	10.01%
S&P 500® Index (reflects no deduction for fees, expenses or taxes)	31.49%	11.70%	13.56%

MANAGEMENT

INVESTMENT ADVISOR

Security Investors, LLC, which operates under the name Guggenheim Investments, serves as the investment adviser of the Fund.

PORTFOLIO MANAGERS

- **Michael P. Byrum**, CFA, Senior Vice President. Mr. Byrum has been associated with the Advisor since 1993.
- **Ryan A. Harder**, CFA, Portfolio Manager. Mr. Harder has been associated with the Advisor since 2004.

PURCHASE AND SALE OF FUND SHARES

The minimum initial investment amounts and minimum account balance requirements for Investor Class and Class H accounts held through a third party (e.g., a brokerage account) are typically:

- \$1,000 for retirement accounts
- \$2,500 for all other accounts

Investor Class and Class H accounts opened through a financial intermediary (non-direct) will be subject to your financial intermediary's minimum initial investment amount and account balance requirements, which may be different than the amounts above.

Investor Class and Class H accounts held directly at Guggenheim Investments (other than those that are managed by financial professionals) are subject to a minimum initial investment and account balance of \$5,000 (including retirement accounts).

Direct accounts managed by financial professionals are not subject to minimum initial investment and minimum account balance requirements.

There are no minimum amounts for subsequent investments in the Fund except for subsequent investments made via Automated Clearing House ("ACH").

The Fund reserves the right to modify its minimum account balance requirements at any time, with or without prior notice to you.

The Fund redeems its shares continuously and investors may sell their shares back to the Fund on any day that the New York Stock Exchange (the "NYSE") is open for business (a "Business Day"). You will ordinarily submit your transaction order through your financial intermediary or other securities dealers through which you opened your shareholder account or through Guggenheim Investments directly. The Fund also offers you the option to send redemption orders to Guggenheim Investments by mail, fax or telephone.

TAX INFORMATION

Fund distributions are generally taxable as ordinary income, qualified dividend income, or capital gains (or a combination thereof), unless your investment is in an IRA or other tax-advantaged retirement account. Investments through a tax-advantaged retirement account may be subject to taxation upon withdrawal.

PAYMENTS TO BROKER-DEALERS AND OTHER FINANCIAL INTERMEDIARIES

If you purchase the Fund through a broker-dealer or other financial intermediary (such as a bank), the Fund and its related companies may pay the intermediary for the sale of Fund shares and related services. These payments may create a conflict of interest by influencing the broker-dealer or other intermediary and your sales person to recommend the Fund over another investment. Ask your sales person or visit your financial intermediary's website for more information.

INTERNET FUND

INVESTMENT OBJECTIVE

The Internet Fund (the "Fund") seeks to provide capital appreciation by investing in companies that provide products or services designed for or related to the Internet ("Internet Companies").

FEES AND EXPENSES OF THE FUND

This table describes the fees and expenses that you may pay if you buy and hold Investor Class shares or Class H shares of the Fund. You may be required to pay a commission to your financial intermediary for effecting transactions in a class of shares of the Fund without any initial sales charge, contingent deferred sales charge, or other asset-based fee for sales or distribution. These commissions are not reflected in the Fees and Expenses table or expense example below.

	Investor Class	Class H
SHAREHOLDER FEES <i>(fees paid directly from your investment)</i>	N/A	N/A
ANNUAL FUND OPERATING EXPENSES <i>(expenses that you pay each year as a percentage of the value of your investment)</i>		
Management Fees	0.85%	0.85%
Distribution (12b-1) Fees	None	0.25%
Other Expenses	0.62%	0.61%
Total Annual Fund Operating Expenses	1.47%	1.71%

EXAMPLE

This Example is intended to help you compare the cost of investing in the Fund with the cost of investing in other mutual funds.

The Example assumes that you invest \$10,000 in the Fund for the time periods indicated and then redeem all of your shares at the end of those periods. The Example also assumes that your investment has a 5% return each year and that the Fund's operating expenses remain the same. Although your actual costs may be higher or lower, based on these assumptions your costs would be:

	1 Year	3 Years	5 Years	10 Years
Investor Class	\$150	\$465	\$803	\$1,757
Class H	\$174	\$539	\$928	\$2,019

PORTFOLIO TURNOVER

The Fund pays transaction costs, such as commissions, when it buys and sells securities (or "turns over" its portfolio). A higher portfolio turnover rate may indicate higher transaction costs and may result in higher taxes when Fund shares are held in a taxable account. These costs, which are not reflected in the Total Annual Fund Operating Expenses or the Example, affect the Fund's performance. During the most recent fiscal year, the Fund's portfolio turnover rate was 359% of the average value of its portfolio. The Fund's portfolio turnover rate is calculated without regard to cash instruments and most derivatives. If such instruments were included, the Fund's portfolio turnover rate might be significantly higher.

PRINCIPAL INVESTMENT STRATEGIES

Under normal circumstances, the Fund invests substantially all (at least 80%) of its net assets in equity securities of Internet Companies that are traded in the United States and in derivatives, which primarily consist of futures contracts and options on securities, futures contracts, and stock indices. The Advisor employs a proprietary quantitative and qualitative methodology to identify Internet Companies in which to invest. The methodology utilizes screens based on price, liquidity, and tradability. Stocks are weighted using a proprietary modified capitalization weighting methodology. The portfolio may be further adjusted to comply with regulatory investment limitations or as determined appropriate by the Advisor.

The Fund may invest to a significant extent in the securities of Internet Companies that have small to mid-sized capitalizations. Internet Companies are involved in all aspects of research, design development, manufacturing or distribution of products or services for use with the Internet or Internet related businesses. Such companies may provide information or entertainment services over the Internet; sell or distribute goods and services over the Internet; provide infrastructure systems or otherwise provide hardware, software or support that impacts Internet commerce; or provide Internet access to consumers and businesses. Internet companies also may include companies that provide Intranet and Extranet services. The Fund will maintain broad representation of the various industries in the Internet sector. The Fund also may purchase American Depositary Receipts ("ADRs") to gain exposure to foreign Internet Companies and U.S. government securities.

Investments in derivative instruments, such as futures and options, have the economic effect of creating financial leverage in the Fund's portfolio because such investments may give rise to losses that exceed the amount the Fund has invested in those instruments. Financial leverage will magnify, sometimes significantly, the Fund's exposure to any increase or decrease in prices associated with a particular reference asset resulting in increased volatility in the value of the Fund's portfolio. The value of the Fund's portfolio is likely to experience greater volatility over short-term periods. While such financial leverage has the potential to produce greater gains, it also may result in greater losses, which in some cases may cause the Fund to liquidate other portfolio investments at a loss to comply with limits on leverage and asset segregation requirements imposed by the Investment Company Act of 1940 or to meet redemption requests.

In an effort to ensure that the Fund is fully invested on a day-to-day basis, the Fund may conduct any necessary trading activity at or just prior to the close of the U.S. financial markets. As of June 30, 2020, the Fund has significant exposure to the Communication Services Sector, Consumer Discretionary Sector, and Information Technology Sector, as each sector is defined by the Global Industry Classification Standard, a widely recognized industry classification methodology developed by MSCI, Inc. and Standard & Poor's Financial Services LLC. Also, as of June 30, 2020, the Fund's investments are concentrated (*i.e.*, more than 25% of its assets) in securities issued by companies in the Internet & Direct Marketing Retail Industry, a separate industry within the Consumer Discretionary Sector.

PRINCIPAL RISKS

As with all mutual funds, a shareholder is subject to the risk that his or her investment could lose money. In addition to this risk, the Fund is subject to the principal risks described below.

DEPOSITARY RECEIPT RISK—The Fund may hold the securities of non-U.S. companies in the form of ADRs. The underlying securities of the ADRs in the Fund's portfolio are subject to fluctuations in foreign currency exchange rates that may affect the value of the Fund's portfolio. In addition, the value of the securities underlying the ADRs may change materially when the U.S. markets are not open for trading. Investments in the underlying foreign securities also involve political and economic risks distinct from those associated with investing in the securities of U.S. issuers.

DERIVATIVES RISK—The Fund's investments in derivatives may pose risks in addition to and greater than those associated with investing directly in securities or other investments, including risks relating to leverage, imperfect correlations with underlying investments or the Fund's other portfolio holdings, high price volatility, lack of availability, counterparty credit, liquidity, valuation and legal restrictions. Their use is a highly specialized activity that involves investment techniques and risks different from those associated with ordinary portfolio securities transactions. If the Advisor is incorrect about its expectations of market conditions, the use of derivatives could also result in a loss, which in some cases may be unlimited. Certain risks are specific to the derivatives in which the Fund invests.

FUTURES CONTRACTS RISK—Futures contracts are typically exchange-traded contracts that call for the future delivery of an asset at a certain price and date, or cash settlement of the terms of the contract. Risks of futures contracts may be caused by an imperfect correlation between movements in the price of the instruments and the price of the underlying securities. In addition, there is the risk that the Fund may not be able to enter into a closing transaction because of an illiquid market. Exchanges can limit the number of positions that can be held or controlled by the Fund or the Advisor, thus limiting the ability to implement the Fund's strategies. Futures markets are highly volatile and the use of futures may increase the volatility of the Fund's net asset value ("NAV"). Futures also are subject to leverage risks and to liquidity risk.

OPTIONS CONTRACTS RISK—Options or options on futures contracts give the holder of the option the right to buy (or to sell) a position in a security or in a contract to the writer of the option, at a certain price. They are subject to correlation risk because there may be an imperfect correlation between the options and the securities markets that cause a given transaction to fail to achieve its objectives. The successful use of options depends on the Advisor's ability to correctly predict future price fluctuations and the degree of correlation between the options and securities markets. Exchanges can limit the number of positions that can be held or controlled by the Fund or the Advisor, thus limiting the ability to implement the Fund's strategies. Options also are particularly subject to leverage risk and can be subject to liquidity risk.

EARLY CLOSING RISK—The Fund is subject to the risk that unanticipated early closings of securities exchanges and other financial markets may result in the Fund's inability to buy or sell securities or other financial instruments on that day and may cause the Fund to incur substantial trading losses.

EQUITY RISK—The Fund is subject to the risk that the value of the equity securities and equity-based derivatives in the Fund's portfolio will decline due to volatility in the equity market caused by general market and economic conditions, perceptions regarding particular industries represented in the equity market, or factors relating to specific companies to which the Fund has investment exposure.

FOREIGN ISSUER EXPOSURE RISK—The Fund may invest in securities of foreign companies directly, or in financial instruments that are indirectly linked to the performance of foreign issuers, such as ADRs. The Fund's exposure to foreign issuers and investments in foreign securities, if any, are subject to additional risks in comparison to U.S. securities and U.S. issuers, including currency fluctuations, adverse political and economic developments, unreliable or untimely information, less liquidity, limited legal recourse and higher transactional costs.

INDUSTRY CONCENTRATION RISK—The Fund expects to concentrate (*i.e.*, invest more than 25% of its net assets) its investments in a limited number of issuers conducting business in the same industry or group of related industries. To the extent the Fund does so, the Fund is more vulnerable to adverse market, economic, regulatory, political or other developments affecting that industry or group of related industries than a fund that invests its assets more broadly. As of June 30, 2020, the Fund's investments are concentrated in securities issued by companies in the Internet & Direct Marketing Retail Industry. As a result of the Fund's concentration in the Internet & Direct Marketing Retail Industry, the Fund is subject to the risks associated with that Industry. The Internet & Direct Marketing Retail Industry includes companies that provide retail services primarily on the Internet, through mail order, and TV home shopping retailers. The Internet & Direct Marketing Retail Industry relies heavily on consumer spending and the prices of securities of issuers in the Internet & Direct Marketing Retail Industry may fluctuate widely due to general economic conditions, consumer spending and the availability of disposable income, changing consumer tastes and preferences, and consumer demographics. Legislative or regulatory changes and increased government supervision also may affect companies in the Internet & Direct Marketing Retail Industry. The Internet & Direct Marketing Retail Industry is a separate industry within the Consumer Discretionary Sector.

MARKET RISK—The market value of the securities and derivatives held by the Fund may fluctuate over time in response to factors affecting individual companies or other factors such as changing economic, political or financial markets.

MID-CAPITALIZATION SECURITIES RISK—The Fund is subject to the risk that medium-capitalization stocks may underperform other segments of the equity market or the equity market as a whole. Securities of medium-capitalization companies may experience more price volatility, greater spreads between their bid and ask prices, lower trading volumes, and cyclical or static growth prospects. Medium-capitalization companies often have limited product lines, markets or financial resources, and may therefore be more vulnerable to adverse developments than larger capitalization companies.

PORTFOLIO TURNOVER RISK—The Fund's strategy may frequently involve buying and selling portfolio securities, which may lead to increased costs to the Fund. Portfolio turnover risk may cause the Fund's performance to be less than you expect.

REGULATORY AND LEGAL RISK—U.S. and non-U.S. governmental agencies and other regulators regularly implement additional regulations and legislators pass new laws that affect the investments held by the Fund, the strategies used by the Fund or the level of regulation or taxation applying to the Fund (such as regulations related to investments

in derivatives and other transactions). These regulations and laws impact the investment strategies, performance, costs and operations of the Fund or taxation of shareholders.

SECTOR RISK—The Fund is subject to the Sector Risks described below.

Communication Services Sector Risk. The Fund's investments are exposed to issuers conducting business in the Communication Services Sector. The Communication Services Sector includes companies that facilitate communication and offer related content and information through various mediums. It includes telecom and media & entertainment companies including producers of interactive gaming products and companies engaged in content and information creation or distribution through proprietary platforms. The Fund is subject to the risk that the securities of such issuers will underperform the market as a whole due to legislative or regulatory changes, adverse market conditions and/or increased competition affecting the Communication Services Sector. The performance of companies operating in the Communication Services Sector has historically been closely tied to the performance of the overall economy, and also is affected by economic growth, consumer confidence, attitudes and spending. Increased sensitivity to short product cycles and aggressive pricing, challenges in bringing products to market and changes in demographics and consumer tastes also can affect the demand for, and success of, communication services products and services in the marketplace.

Consumer Discretionary Sector Risk. The Fund's investments are exposed to issuers conducting business in the Consumer Discretionary Sector. The manufacturing segment of the Consumer Discretionary Sector includes automotive, household durable goods, leisure equipment and textiles and apparel. The services segment includes hotels, restaurants and other leisure facilities, media production and services, and consumer retailing and services. The Fund is subject to the risk that the securities of such issuers will underperform the market as a whole due to legislative or regulatory changes, adverse market conditions and/or increased competition affecting the Consumer Discretionary Sector. The performance of companies operating in the Consumer Discretionary Sector has historically been closely tied to the performance of the overall economy, and also is affected by economic growth, consumer confidence, attitudes and spending. Changes in demographics and consumer tastes also can affect the demand for, and success of, consumer products and services in the marketplace. Moreover, the Consumer Discretionary Sector encompasses those businesses that tend to be the most sensitive to economic cycles.

Information Technology Sector Risk. The Fund's investments are exposed to issuers conducting business in the Information Technology Sector. The Information Technology Sector includes companies that offer software and information technology services, manufacturers and distributors of technology hardware and equipment such as communications equipment, cellular phones, computers and peripherals, electronic equipment and related instruments and semiconductors. The Fund is subject to the risk that the securities of such issuers will underperform the market as a whole due to legislative or regulatory changes, adverse market conditions and/or increased competition affecting the Information Technology Sector. The prices of the securities of companies operating in the Information Technology Sector are closely tied to market competition, increased sensitivity to short product cycles and aggressive pricing, and problems with bringing products to market.

SHAREHOLDER TRADING RISK—The Fund may be used as a tool for certain investors that employ trading strategies involving frequent trading. Such trading strategies may lead to increased portfolio turnover in the Fund, higher transaction costs, and the possibility of increased short-term capital gains (which will be taxable to shareholders as ordinary income when distributed to them) and/or long-term capital gains. Large movements of assets into and out of the Fund due to active or frequent trading also may adversely affect the Fund's ability to achieve its investment objective.

SMALL-CAPITALIZATION SECURITIES RISK—The Fund is subject to the risk that small-capitalization stocks may underperform other segments of the equity market or the equity market as a whole. Small-capitalization companies may be more vulnerable than larger, more established organizations to adverse business or economic developments. Securities of small-capitalization companies may experience much more price volatility, greater spreads between their bid and ask prices, significantly lower trading volumes, and cyclical or static growth prospects. Small-capitalization companies often have limited product lines, markets or financial resources, and may therefore be more vulnerable to adverse developments than larger capitalization companies.

TEMPORARY DEFENSIVE INVESTMENT RISK—The Advisor generally does not attempt to take defensive positions in the Fund in declining markets. Therefore, the Fund may be subject to greater losses in a declining market than a fund that does take defensive positions in declining markets.

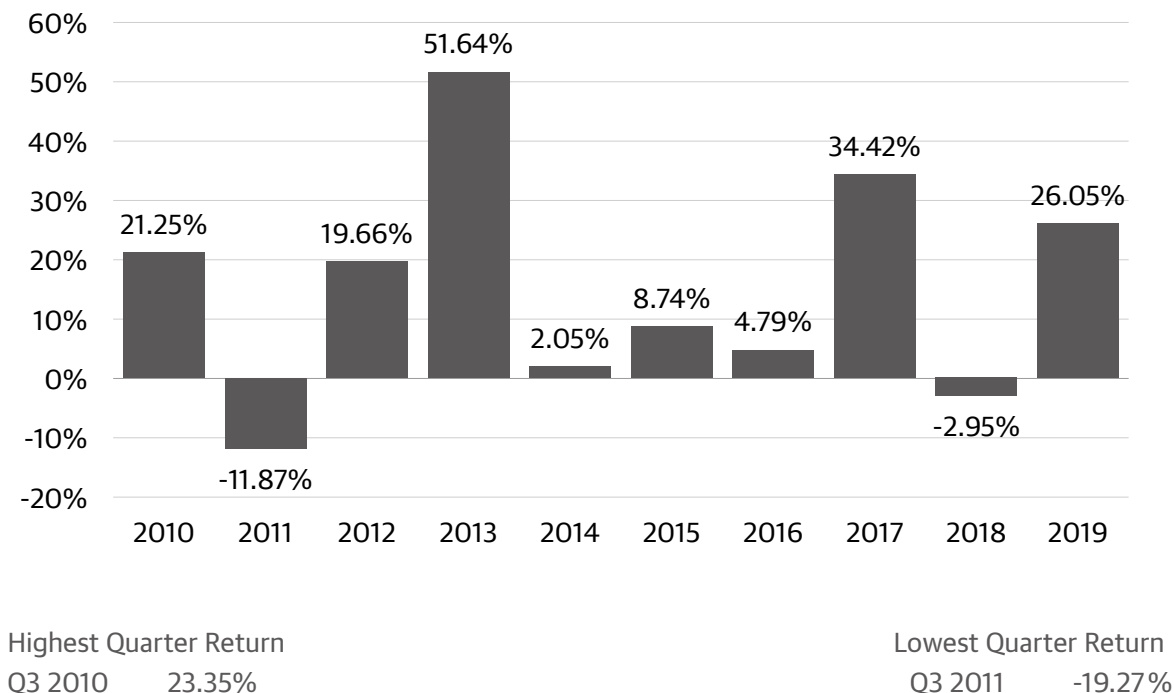
TRADING HALT RISK—The Fund typically will hold futures contracts and short-term options. The major exchanges on which these contracts are traded, such as the Chicago Mercantile Exchange, have established limits on how much the trading price of a futures contract or option may decline over various time periods within a day, and may halt trading in a contract that exceeds such limits. If a trading halt occurs, the Fund may temporarily be unable to purchase or sell certain securities, futures contracts or options. Such a trading halt near the time the Fund prices its shares may limit the Fund's ability to fully invest its assets, which could adversely affect performance, and may prevent the Fund from achieving its investment objective.

PERFORMANCE INFORMATION

The following bar chart shows the performance of the Investor Class shares of the Fund from year to year. The variability of performance over time provides an indication of the risks of investing in the Fund. The following tables show the performance of the Investor Class shares and Class H shares of the Fund as an average over different periods of time in comparison to the performance of a broad-based market index. Effective upon the close of business on September 30, 2015, the Fund converted its former Advisor Class shares to Class H shares. For periods prior to September 30, 2015, the performance shown reflects the performance of Advisor Class shares. The returns shown have not been adjusted to reflect any differences in expenses between Advisor Class shares and Class H shares. However, the Fund's Class H shares would have had annual returns substantially similar to those of the Fund's former Advisor Class shares because they are invested in the same portfolio of securities and have a similar expense structure to that of Advisor Class shares. The figures in the bar chart and tables assume the reinvestment of dividends and capital gains distributions. Of course, this past performance (before and after taxes) does not necessarily indicate how the Fund will perform in the future.

Updated performance information is available on the Fund's website at www.guggenheiminvestments.com or by calling 800.820.0888.

The performance information shown below for Investor Class shares is based on a calendar year. The year-to-date return for the period from January 1, 2020 through June 30, 2020 is 23.65%.



AVERAGE ANNUAL TOTAL RETURN (for periods ended December 31, 2019)

The after-tax returns presented in the table below are calculated using highest historical individual federal marginal income tax rates and do not reflect the impact of state and local taxes. Your actual after-tax returns will depend on your specific tax situation and may differ from those shown below. After-tax returns are not relevant to investors who hold shares of the Fund through tax-deferred arrangements, such as 401(k) plans or individual retirement accounts.

Investor Class	Past 1 Year	Past 5 Years	Past 10 Years
Return Before Taxes	26.05%	13.38%	14.00%
Return After Taxes on Distributions	25.01%	11.94%	13.09%
Return After Taxes on Distributions and Sale of Fund Shares	16.11%	10.09%	11.38%
S&P 500® Index (reflects no deduction for fees, expenses or taxes)	31.49%	11.70%	13.56%

Class H	Past 1 Year	Past 5 Years	Past 10 Years
Return Before Taxes	25.72%	13.07%	13.55%
Return After Taxes on Distributions	24.56%	11.48%	12.56%
Return After Taxes on Distributions and Sale of Fund Shares	15.99%	9.76%	10.93%
S&P 500® Index (reflects no deduction for fees, expenses or taxes)	31.49%	11.70%	13.56%

MANAGEMENT

INVESTMENT ADVISOR

Security Investors, LLC, which operates under the name Guggenheim Investments, serves as the investment adviser of the Fund.

PORTFOLIO MANAGERS

- **Michael P. Byrum**, CFA, Senior Vice President. Mr. Byrum has been associated with the Advisor since 1993.
- **Ryan A. Harder**, CFA, Portfolio Manager. Mr. Harder has been associated with the Advisor since 2004.

PURCHASE AND SALE OF FUND SHARES

The minimum initial investment amounts and minimum account balance requirements for Investor Class and Class H accounts held through a third party (e.g., a brokerage account) are typically:

- \$1,000 for retirement accounts
- \$2,500 for all other accounts

Investor Class and Class H accounts opened through a financial intermediary (non-direct) will be subject to your financial intermediary's minimum initial investment amount and account balance requirements, which may be different than the amounts above.

Investor Class and Class H accounts held directly at Guggenheim Investments (other than those that are managed by financial professionals) are subject to a minimum initial investment and account balance of \$5,000 (including retirement accounts).

Direct accounts managed by financial professionals are not subject to minimum initial investment and minimum account balance requirements.

There are no minimum amounts for subsequent investments in the Fund except for subsequent investments made via Automated Clearing House ("ACH").

The Fund reserves the right to modify its minimum account balance requirements at any time, with or without prior notice to you.

The Fund redeems its shares continuously and investors may sell their shares back to the Fund on any day that the New York Stock Exchange (the "NYSE") is open for business (a "Business Day"). You will ordinarily submit your transaction order through your financial intermediary or other securities dealers through which you opened your shareholder account or through Guggenheim Investments directly. The Fund also offers you the option to send redemption orders to Guggenheim Investments by mail, fax or telephone.

TAX INFORMATION

Fund distributions are generally taxable as ordinary income, qualified dividend income, or capital gains (or a combination thereof), unless your investment is in an IRA or other tax-advantaged retirement account. Investments through a tax-advantaged retirement account may be subject to taxation upon withdrawal.

PAYMENTS TO BROKER-DEALERS AND OTHER FINANCIAL INTERMEDIARIES

If you purchase the Fund through a broker-dealer or other financial intermediary (such as a bank), the Fund and its related companies may pay the intermediary for the sale of Fund shares and related services. These payments may create a conflict of interest by influencing the broker-dealer or other intermediary and your sales person to recommend the Fund over another investment. Ask your sales person or visit your financial intermediary's website for more information.

LEISURE FUND

INVESTMENT OBJECTIVE

The Leisure Fund (the "Fund") seeks to provide capital appreciation by investing in companies engaged in leisure and entertainment businesses ("Leisure Companies").

FEES AND EXPENSES OF THE FUND

This table describes the fees and expenses that you may pay if you buy and hold Investor Class shares or Class H shares of the Fund. You may be required to pay a commission to your financial intermediary for effecting transactions in a class of shares of the Fund without any initial sales charge, contingent deferred sales charge, or other asset-based fee for sales or distribution. These commissions are not reflected in the Fees and Expenses table or expense example below.

	Investor Class	Class H
SHAREHOLDER FEES <i>(fees paid directly from your investment)</i>	N/A	N/A
ANNUAL FUND OPERATING EXPENSES <i>(expenses that you pay each year as a percentage of the value of your investment)</i>		
Management Fees	0.85%	0.85%
Distribution (12b-1) Fees	None	0.25%
Other Expenses	0.63%	0.62%
Total Annual Fund Operating Expenses	1.48%	1.72%

EXAMPLE

This Example is intended to help you compare the cost of investing in the Fund with the cost of investing in other mutual funds.

The Example assumes that you invest \$10,000 in the Fund for the time periods indicated and then redeem all of your shares at the end of those periods. The Example also assumes that your investment has a 5% return each year and that the Fund's operating expenses remain the same. Although your actual costs may be higher or lower, based on these assumptions your costs would be:

	1 Year	3 Years	5 Years	10 Years
Investor Class	\$151	\$468	\$808	\$1,768
Class H	\$175	\$542	\$933	\$2,030

PORTFOLIO TURNOVER

The Fund pays transaction costs, such as commissions, when it buys and sells securities (or "turns over" its portfolio). A higher portfolio turnover rate may indicate higher transaction costs and may result in higher taxes when Fund shares are held in a taxable account. These costs, which are not reflected in the Total Annual Fund Operating Expenses or the Example, affect the Fund's performance. During the most recent fiscal year, the Fund's portfolio turnover rate was 369% of the average value of its portfolio. The Fund's portfolio turnover rate is calculated without regard to cash instruments and most derivatives. If such instruments were included, the Fund's portfolio turnover rate might be significantly higher.

PRINCIPAL INVESTMENT STRATEGIES

Under normal circumstances, the Fund invests substantially all (at least 80%) of its net assets in equity securities of Leisure Companies that are traded in the United States and in derivatives, which primarily consist of futures contracts and options on securities, futures contracts, and stock indices. The Advisor employs a proprietary quantitative and qualitative methodology to identify Leisure Companies in which to invest. The methodology utilizes screens based on price, liquidity, and tradability. Stocks are weighted using a proprietary modified capitalization weighting methodology. The portfolio may be further adjusted to comply with regulatory investment limitations or as determined appropriate by the Advisor.

The Fund may invest to a significant extent in the securities of Leisure Companies that have small to mid-sized capitalizations. Leisure Companies are engaged in the design, production, or distribution of goods or services in the leisure industries. Leisure Companies include hotels and resorts, restaurants, casinos, radio and television broadcasting and advertising companies, motion picture production companies, entertainment software companies, toys and sporting goods manufacturers, musical recording companies, alcohol and tobacco companies, and publishing companies. The Fund also may purchase American Depositary Receipts ("ADRs") to gain exposure to foreign Leisure Companies and U.S. government securities.

Investments in derivative instruments, such as futures and options, have the economic effect of creating financial leverage in the Fund's portfolio because such investments may give rise to losses that exceed the amount the Fund has invested in those instruments. Financial leverage will magnify, sometimes significantly, the Fund's exposure to any increase or decrease in prices associated with a particular reference asset resulting in increased volatility in the value of the Fund's portfolio. The value of the Fund's portfolio is likely to experience greater volatility over short-term periods. While such financial leverage has the potential to produce greater gains, it also may result in greater losses, which in some cases may cause the Fund to liquidate other portfolio investments at a loss to comply with limits on leverage and asset segregation requirements imposed by the Investment Company Act of 1940 or to meet redemption requests.

In an effort to ensure that the Fund is fully invested on a day-to-day basis, the Fund may conduct any necessary trading activity at or just prior to the close of the U.S. financial markets. As of June 30, 2020, the Fund has significant exposure to the Communication Services Sector, Consumer Discretionary Sector, and Consumer Staples Sector, as each sector is defined by the Global Industry Classification Standard, a widely recognized industry classification methodology developed by MSCI, Inc. and Standard & Poor's Financial Services LLC. Also, as of June 30, 2020, the Fund's investments are concentrated (*i.e.*, more than 25% of its assets) in securities issued by companies in the Hotels, Restaurants & Leisure Industry, a separate industry within the Consumer Discretionary Sector.

PRINCIPAL RISKS

As with all mutual funds, a shareholder is subject to the risk that his or her investment could lose money. In addition to this risk, the Fund is subject to the principal risks described below.

DEPOSITARY RECEIPT RISK—The Fund may hold the securities of non-U.S. companies in the form of ADRs. The underlying securities of the ADRs in the Fund's portfolio are subject to fluctuations in foreign currency exchange rates that may affect the value of the Fund's portfolio. In addition, the value of the securities underlying the ADRs may change materially when the U.S. markets are not open for trading. Investments in the underlying foreign securities also involve political and economic risks distinct from those associated with investing in the securities of U.S. issuers.

DERIVATIVES RISK—The Fund's investments in derivatives may pose risks in addition to and greater than those associated with investing directly in securities or other investments, including risks relating to leverage, imperfect correlations with underlying investments or the Fund's other portfolio holdings, high price volatility, lack of availability, counterparty credit, liquidity, valuation and legal restrictions. Their use is a highly specialized activity that involves investment techniques and risks different from those associated with ordinary portfolio securities transactions. If the Advisor is incorrect about its expectations of market conditions, the use of derivatives could also result in a loss, which in some cases may be unlimited. Certain risks are specific to the derivatives in which the Fund invests.

FUTURES CONTRACTS RISK—Futures contracts are typically exchange-traded contracts that call for the future delivery of an asset at a certain price and date, or cash settlement of the terms of the contract. Risks of futures contracts may be caused by an imperfect correlation between movements in the price of the instruments and the price of the underlying securities. In addition, there is the risk that the Fund may not be able to enter into a closing transaction because of an illiquid market. Exchanges can limit the number of positions that can be held or controlled by the Fund or the Advisor, thus limiting the ability to implement the Fund's strategies. Futures markets are highly volatile and the use of futures may increase the volatility of the Fund's net asset value ("NAV"). Futures also are subject to leverage risks and to liquidity risk.

OPTIONS CONTRACTS RISK—Options or options on futures contracts give the holder of the option the right to buy (or to sell) a position in a security or in a contract to the writer of the option, at a certain price. They are subject to correlation risk because there may be an imperfect correlation between the options and the securities

markets that cause a given transaction to fail to achieve its objectives. The successful use of options depends on the Advisor's ability to correctly predict future price fluctuations and the degree of correlation between the options and securities markets. Exchanges can limit the number of positions that can be held or controlled by the Fund or the Advisor, thus limiting the ability to implement the Fund's strategies. Options also are particularly subject to leverage risk and can be subject to liquidity risk.

EARLY CLOSING RISK—The Fund is subject to the risk that unanticipated early closings of securities exchanges and other financial markets may result in the Fund's inability to buy or sell securities or other financial instruments on that day and may cause the Fund to incur substantial trading losses.

EQUITY RISK—The Fund is subject to the risk that the value of the equity securities and equity-based derivatives in the Fund's portfolio will decline due to volatility in the equity market caused by general market and economic conditions, perceptions regarding particular industries represented in the equity market, or factors relating to specific companies to which the Fund has investment exposure.

FOREIGN ISSUER EXPOSURE RISK—The Fund may invest in securities of foreign companies directly, or in financial instruments that are indirectly linked to the performance of foreign issuers, such as ADRs. The Fund's exposure to foreign issuers and investments in foreign securities, if any, are subject to additional risks in comparison to U.S. securities and U.S. issuers, including currency fluctuations, adverse political and economic developments, unreliable or untimely information, less liquidity, limited legal recourse and higher transactional costs.

INDUSTRY CONCENTRATION RISK—The Fund expects to concentrate (*i.e.*, invest more than 25% of its net assets) its investments in a limited number of issuers conducting business in the same industry or group of related industries. To the extent the Fund does so, the Fund is more vulnerable to adverse market, economic, regulatory, political or other developments affecting that industry or group of related industries than a fund that invests its assets more broadly. As of June 30, 2020, the Fund's investments are concentrated in securities issued by companies in the Hotels, Restaurants & Leisure Industry. As a result of the Fund's concentration in the Hotels, Restaurants & Leisure Industry, the Fund is subject to the risks associated with that Industry. The Hotels, Restaurants & Leisure Industry includes owners and operators of casinos and gaming facilities, hotels, resorts and cruise-ships, other leisure facilities (*e.g.*, sport and fitness centers, stadiums, golf courses and amusement parks) and restaurants, bars, pubs, fast-food or take-out facilities. The Hotels, Restaurants & Leisure Industry is highly competitive and relies heavily on consumer spending for success. The prices of securities of companies in the Hotels, Restaurants & Leisure Industry may fluctuate widely due to general economic conditions, consumer spending and the availability of disposable income, changing consumer tastes and preferences and consumer demographics. Companies involved in the Hotels, Restaurants and Leisure Industry may be affected by the availability and expense of liability insurance. In addition, restaurants may be affected by nutritional and health concerns, and federal, state and local food inspection and processing controls. Legislative or regulatory changes and increased government supervision also may affect companies in the Hotels, Restaurants & Leisure Industry. The Hotels, Restaurants & Leisure Industry is a separate industry within the Consumer Discretionary Sector.

MARKET RISK—The market value of the securities and derivatives held by the Fund may fluctuate over time in response to factors affecting individual companies or other factors such as changing economic, political or financial markets.

MID-CAPITALIZATION SECURITIES RISK—The Fund is subject to the risk that medium-capitalization stocks may underperform other segments of the equity market or the equity market as a whole. Securities of medium-capitalization companies may experience more price volatility, greater spreads between their bid and ask prices, lower trading volumes, and cyclical or static growth prospects. Medium-capitalization companies often have limited product lines, markets or financial resources, and may therefore be more vulnerable to adverse developments than larger capitalization companies.

PORTFOLIO TURNOVER RISK—The Fund's strategy may frequently involve buying and selling portfolio securities, which may lead to increased costs to the Fund. Portfolio turnover risk may cause the Fund's performance to be less than you expect.

REGULATORY AND LEGAL RISK—U.S. and non-U.S. governmental agencies and other regulators regularly implement additional regulations and legislators pass new laws that affect the investments held by the Fund, the strategies used by the Fund or the level of regulation or taxation applying to the Fund (such as regulations related to investments

in derivatives and other transactions). These regulations and laws impact the investment strategies, performance, costs and operations of the Fund or taxation of shareholders.

SECTOR RISK—The Fund is subject to the Sector Risks described below.

Communication Services Sector Risk. The Fund's investments are exposed to issuers conducting business in the Communication Services Sector. The Communication Services Sector includes companies that facilitate communication and offer related content and information through various mediums. It includes telecom and media & entertainment companies including producers of interactive gaming products and companies engaged in content and information creation or distribution through proprietary platforms. The Fund is subject to the risk that the securities of such issuers will underperform the market as a whole due to legislative or regulatory changes, adverse market conditions and/or increased competition affecting the Communication Services Sector. The performance of companies operating in the Communication Services Sector has historically been closely tied to the performance of the overall economy, and also is affected by economic growth, consumer confidence, attitudes and spending. Increased sensitivity to short product cycles and aggressive pricing, challenges in bringing products to market and changes in demographics and consumer tastes also can affect the demand for, and success of, communication services products and services in the marketplace.

Consumer Discretionary Sector Risk. The Fund's investments are exposed to issuers conducting business in the Consumer Discretionary Sector. The manufacturing segment of the Consumer Discretionary Sector includes automotive, household durable goods, leisure equipment and textiles and apparel. The services segment includes hotels, restaurants and other leisure facilities, media production and services, and consumer retailing and services. The Fund is subject to the risk that the securities of such issuers will underperform the market as a whole due to legislative or regulatory changes, adverse market conditions and/or increased competition affecting the Consumer Discretionary Sector. The performance of companies operating in the Consumer Discretionary Sector has historically been closely tied to the performance of the overall economy, and also is affected by economic growth, consumer confidence, attitudes and spending. Changes in demographics and consumer tastes also can affect the demand for, and success of, consumer products and services in the marketplace. Moreover, the Consumer Discretionary Sector encompasses those businesses that tend to be the most sensitive to economic cycles.

Consumer Staples Sector Risk. The Fund's investments are exposed to issuers conducting business in the Consumer Staples Sector. The Consumer Staples Sector includes manufacturers and distributors of food, beverages and tobacco and producers of non-durable household goods and personal products. It also includes food and drug retailing companies as well as hypermarkets and consumer super centers. The Fund is subject to the risk that the securities of such issuers will underperform the market as a whole due to legislative or regulatory changes, adverse market conditions and/or increased competition affecting the Consumer Staples Sector. The performance of companies operating in the Consumer Staples Sector has historically been closely tied to the performance of the overall economy, and also is affected by consumer confidence, demands and preferences, and spending. In addition, companies in the Consumer Staples Sector may be subject to risks pertaining to the supply of, demand for, and prices of raw materials.

SHAREHOLDER TRADING RISK—The Fund may be used as a tool for certain investors that employ trading strategies involving frequent trading. Such trading strategies may lead to increased portfolio turnover in the Fund, higher transaction costs, and the possibility of increased short-term capital gains (which will be taxable to shareholders as ordinary income when distributed to them) and/or long-term capital gains. Large movements of assets into and out of the Fund due to active or frequent trading also may adversely affect the Fund's ability to achieve its investment objective.

SMALL-CAPITALIZATION SECURITIES RISK—The Fund is subject to the risk that small-capitalization stocks may underperform other segments of the equity market or the equity market as a whole. Small-capitalization companies may be more vulnerable than larger, more established organizations to adverse business or economic developments. Securities of small-capitalization companies may experience much more price volatility, greater spreads between their bid and ask prices, significantly lower trading volumes, and cyclical or static growth prospects. Small-capitalization companies often have limited product lines, markets or financial resources, and may therefore be more vulnerable to adverse developments than larger capitalization companies.

TEMPORARY DEFENSIVE INVESTMENT RISK—The Advisor generally does not attempt to take defensive positions in the Fund in declining markets. Therefore, the Fund may be subject to greater losses in a declining market than a fund that does take defensive positions in declining markets.

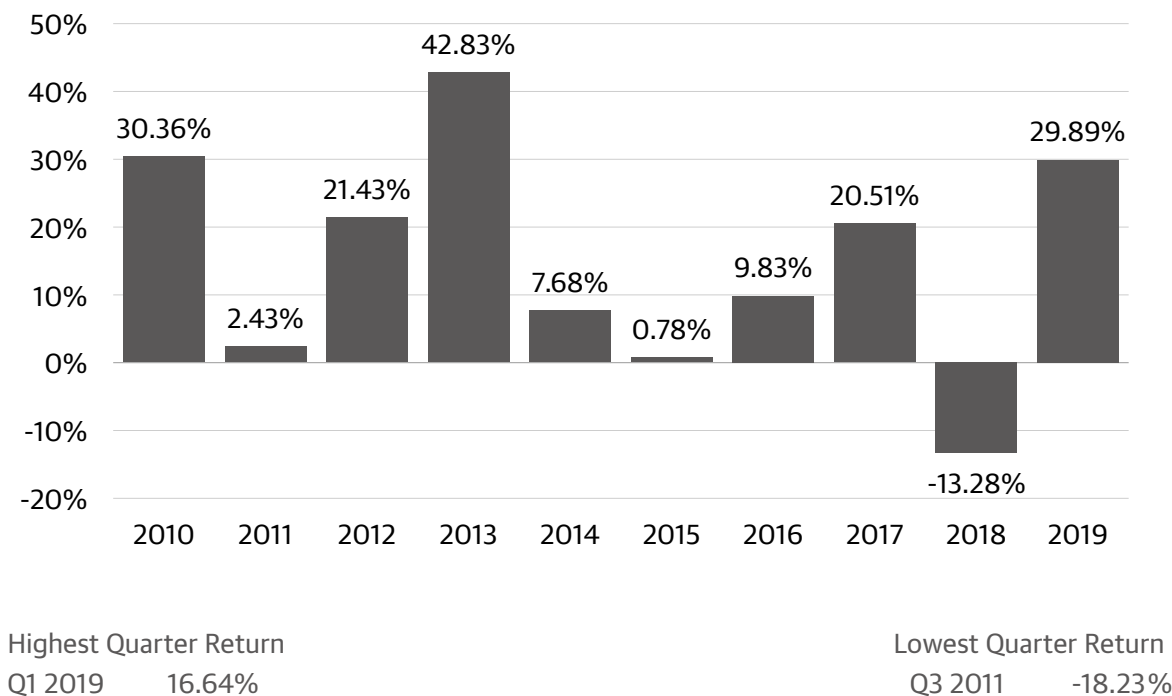
TRADING HALT RISK—The Fund typically will hold futures contracts and short-term options. The major exchanges on which these contracts are traded, such as the Chicago Mercantile Exchange, have established limits on how much the trading price of a futures contract or option may decline over various time periods within a day, and may halt trading in a contract that exceeds such limits. If a trading halt occurs, the Fund may temporarily be unable to purchase or sell certain securities, futures contracts or options. Such a trading halt near the time the Fund prices its shares may limit the Fund's ability to fully invest its assets, which could adversely affect performance, and may prevent the Fund from achieving its investment objective.

PERFORMANCE INFORMATION

The following bar chart shows the performance of the Investor Class shares of the Fund from year to year. The variability of performance over time provides an indication of the risks of investing in the Fund. The following tables show the performance of the Investor Class shares and Class H shares of the Fund as an average over different periods of time in comparison to the performance of a broad-based market index. Effective upon the close of business on September 30, 2015, the Fund converted its former Advisor Class shares to Class H shares. For periods prior to September 30, 2015, the performance shown reflects the performance of Advisor Class shares. The returns shown have not been adjusted to reflect any differences in expenses between Advisor Class shares and Class H shares. However, the Fund's Class H shares would have had annual returns substantially similar to those of the Fund's former Advisor Class shares because they are invested in the same portfolio of securities and have a similar expense structure to that of Advisor Class shares. The figures in the bar chart and tables assume the reinvestment of dividends and capital gains distributions. Of course, this past performance (before and after taxes) does not necessarily indicate how the Fund will perform in the future.

Updated performance information is available on the Fund's website at www.guggenheiminvestments.com or by calling 800.820.0888.

The performance information shown below for Investor Class shares is based on a calendar year. The year-to-date return for the period from January 1, 2020 through June 30, 2020 is -12.91%.



AVERAGE ANNUAL TOTAL RETURN (for periods ended December 31, 2019)

The after-tax returns presented in the table below are calculated using highest historical individual federal marginal income tax rates and do not reflect the impact of state and local taxes. Your actual after-tax returns will depend on your specific tax situation and may differ from those shown below. After-tax returns are not relevant to investors who hold shares of the Fund through tax-deferred arrangements, such as 401(k) plans or individual retirement accounts.

Investor Class	Past 1 Year	Past 5 Years	Past 10 Years
Return Before Taxes	29.89%	8.48%	14.12%
Return After Taxes on Distributions	29.75%	7.18%	13.34%
Return After Taxes on Distributions and Sale of Fund Shares	17.69%	6.03%	11.52%
S&P 500® Index (reflects no deduction for fees, expenses or taxes)	31.49%	11.70%	13.56%

Class H	Past 1 Year	Past 5 Years	Past 10 Years
Return Before Taxes	29.53%	8.18%	13.68%
Return After Taxes on Distributions	29.38%	6.74%	12.82%
Return After Taxes on Distributions and Sale of Fund Shares	17.48%	5.72%	11.08%
S&P 500® Index (reflects no deduction for fees, expenses or taxes)	31.49%	11.70%	13.56%

MANAGEMENT

INVESTMENT ADVISOR

Security Investors, LLC, which operates under the name Guggenheim Investments, serves as the investment adviser of the Fund.

PORTFOLIO MANAGERS

- **Michael P. Byrum**, CFA, Senior Vice President. Mr. Byrum has been associated with the Advisor since 1993.
- **Ryan A. Harder**, CFA, Portfolio Manager. Mr. Harder has been associated with the Advisor since 2004.

PURCHASE AND SALE OF FUND SHARES

The minimum initial investment amounts and minimum account balance requirements for Investor Class and Class H accounts held through a third party (e.g., a brokerage account) are typically:

- \$1,000 for retirement accounts
- \$2,500 for all other accounts

Investor Class and Class H accounts opened through a financial intermediary (non-direct) will be subject to your financial intermediary's minimum initial investment amount and account balance requirements, which may be different than the amounts above.

Investor Class and Class H accounts held directly at Guggenheim Investments (other than those that are managed by financial professionals) are subject to a minimum initial investment and account balance of \$5,000 (including retirement accounts).

Direct accounts managed by financial professionals are not subject to minimum initial investment and minimum account balance requirements.

There are no minimum amounts for subsequent investments in the Fund except for subsequent investments made via Automated Clearing House ("ACH").

The Fund reserves the right to modify its minimum account balance requirements at any time, with or without prior notice to you.

The Fund redeems its shares continuously and investors may sell their shares back to the Fund on any day that the New York Stock Exchange (the "NYSE") is open for business (a "Business Day"). You will ordinarily submit your transaction order through your financial intermediary or other securities dealers through which you opened your shareholder account or through Guggenheim Investments directly. The Fund also offers you the option to send redemption orders to Guggenheim Investments by mail, fax or telephone.

TAX INFORMATION

Fund distributions are generally taxable as ordinary income, qualified dividend income, or capital gains (or a combination thereof), unless your investment is in an IRA or other tax-advantaged retirement account. Investments through a tax-advantaged retirement account may be subject to taxation upon withdrawal.

PAYMENTS TO BROKER-DEALERS AND OTHER FINANCIAL INTERMEDIARIES

If you purchase the Fund through a broker-dealer or other financial intermediary (such as a bank), the Fund and its related companies may pay the intermediary for the sale of Fund shares and related services. These payments may create a conflict of interest by influencing the broker-dealer or other intermediary and your sales person to recommend the Fund over another investment. Ask your sales person or visit your financial intermediary's website for more information.

PRECIOUS METALS FUND

INVESTMENT OBJECTIVE

The Precious Metals Fund (the "Fund") seeks to provide capital appreciation by investing in U.S. and foreign companies that are involved in the precious metals sector, including exploration, mining, production and development, and other precious metals related services ("Precious Metals Companies").

FEES AND EXPENSES OF THE FUND

This table describes the fees and expenses that you may pay if you buy and hold Investor Class shares or Class H shares of the Fund. You may be required to pay a commission to your financial intermediary for effecting transactions in a class of shares of the Fund without any initial sales charge, contingent deferred sales charge, or other asset-based fee for sales or distribution. These commissions are not reflected in the Fees and Expenses table or expense example below.

	Investor Class	Class H
SHAREHOLDER FEES <i>(fees paid directly from your investment)</i>	N/A	N/A
ANNUAL FUND OPERATING EXPENSES <i>(expenses that you pay each year as a percentage of the value of your investment)</i>		
Management Fees	0.75%	0.75%
Distribution (12b-1) Fees	None	0.25%
Other Expenses	0.63%	0.63%
Total Annual Fund Operating Expenses	1.38%	1.63%

EXAMPLE

This Example is intended to help you compare the cost of investing in the Fund with the cost of investing in other mutual funds.

The Example assumes that you invest \$10,000 in the Fund for the time periods indicated and then redeem all of your shares at the end of those periods. The Example also assumes that your investment has a 5% return each year and that the Fund's operating expenses remain the same. Although your actual costs may be higher or lower, based on these assumptions your costs would be:

	1 Year	3 Years	5 Years	10 Years
Investor Class	\$140	\$437	\$755	\$1,657
Class H	\$166	\$514	\$886	\$1,933

PORTFOLIO TURNOVER

The Fund pays transaction costs, such as commissions, when it buys and sells securities (or "turns over" its portfolio). A higher portfolio turnover rate may indicate higher transaction costs and may result in higher taxes when Fund shares are held in a taxable account. These costs, which are not reflected in the Total Annual Fund Operating Expenses or the Example, affect the Fund's performance. During the most recent fiscal year, the Fund's portfolio turnover rate was 277% of the average value of its portfolio. The Fund's portfolio turnover rate is calculated without regard to cash instruments and most derivatives. If such instruments were included, the Fund's portfolio turnover rate might be significantly higher.

PRINCIPAL INVESTMENT STRATEGIES

Under normal circumstances, the Fund invests substantially all (at least 80%) of its net assets in equity securities of Precious Metals Companies that are traded in the United States and in derivatives, which primarily consist of futures contracts and options on securities, futures contracts, and stock indices. The Advisor employs a proprietary quantitative and qualitative methodology to identify Precious Metals Companies in which to invest. The methodology utilizes screens based on price, liquidity, and tradability. Stocks are weighted using a proprietary modified

capitalization weighting methodology. The portfolio may be further adjusted to comply with regulatory investment limitations or as determined appropriate by the Advisor.

The Fund may invest to a significant extent in the securities of Precious Metals Companies that have small to mid-sized capitalizations. Precious metals include gold, silver, platinum and other precious metals. Precious Metals Companies include precious metal manufacturers; distributors of precious metal products, such as jewelry, metal foil or bullion; mining and geological exploration companies; and companies that provide services to Precious Metals Companies. The Fund also may purchase American Depositary Receipts ("ADRs") to gain exposure to foreign Precious Metals Companies and U.S. government securities.

Investments in derivative instruments, such as futures and options, have the economic effect of creating financial leverage in the Fund's portfolio because such investments may give rise to losses that exceed the amount the Fund has invested in those instruments. Financial leverage will magnify, sometimes significantly, the Fund's exposure to any increase or decrease in prices associated with a particular reference asset resulting in increased volatility in the value of the Fund's portfolio. The value of the Fund's portfolio is likely to experience greater volatility over short-term periods. While such financial leverage has the potential to produce greater gains, it also may result in greater losses, which in some cases may cause the Fund to liquidate other portfolio investments at a loss to comply with limits on leverage and asset segregation requirements imposed by the Investment Company Act of 1940 or to meet redemption requests.

In an effort to ensure that the Fund is fully invested on a day-to-day basis, the Fund may conduct any necessary trading activity at or just prior to the close of the U.S. financial markets. As of June 30, 2020, the Fund has significant exposure to the Materials Sector, as that sector is defined by the Global Industry Classification Standard, a widely recognized industry classification methodology developed by MSCI, Inc. and Standard & Poor's Financial Services LLC. Also, as of June 30, 2020, the Fund's investments are concentrated (*i.e.*, more than 25% of its assets) in securities issued by companies in the Metals & Mining Industry, a separate industry within the Materials Sector. The Fund is non-diversified and, therefore, may invest a greater percentage of its assets in a particular issuer in comparison to a diversified fund.

PRINCIPAL RISKS

As with all mutual funds, a shareholder is subject to the risk that his or her investment could lose money. In addition to this risk, the Fund is subject to the principal risks described below.

DEPOSITARY RECEIPT RISK—The Fund may hold the securities of non-U.S. companies in the form of ADRs. The underlying securities of the ADRs in the Fund's portfolio are subject to fluctuations in foreign currency exchange rates that may affect the value of the Fund's portfolio. In addition, the value of the securities underlying the ADRs may change materially when the U.S. markets are not open for trading. Investments in the underlying foreign securities also involve political and economic risks distinct from those associated with investing in the securities of U.S. issuers.

DERIVATIVES RISK—The Fund's investments in derivatives may pose risks in addition to and greater than those associated with investing directly in securities or other investments, including risks relating to leverage, imperfect correlations with underlying investments or the Fund's other portfolio holdings, high price volatility, lack of availability, counterparty credit, liquidity, valuation and legal restrictions. Their use is a highly specialized activity that involves investment techniques and risks different from those associated with ordinary portfolio securities transactions. If the Advisor is incorrect about its expectations of market conditions, the use of derivatives could also result in a loss, which in some cases may be unlimited. Certain risks are specific to the derivatives in which the Fund invests.

FUTURES CONTRACTS RISK—Futures contracts are typically exchange-traded contracts that call for the future delivery of an asset at a certain price and date, or cash settlement of the terms of the contract. Risks of futures contracts may be caused by an imperfect correlation between movements in the price of the instruments and the price of the underlying securities. In addition, there is the risk that the Fund may not be able to enter into a closing transaction because of an illiquid market. Exchanges can limit the number of positions that can be held or controlled by the Fund or the Advisor, thus limiting the ability to implement the Fund's strategies. Futures markets are highly volatile and the use of futures may increase the volatility of the Fund's net asset value ("NAV"). Futures also are subject to leverage risks and to liquidity risk.

OPTIONS CONTRACTS RISK—Options or options on futures contracts give the holder of the option the right to buy (or to sell) a position in a security or in a contract to the writer of the option, at a certain price. They are subject to correlation risk because there may be an imperfect correlation between the options and the securities markets that cause a given transaction to fail to achieve its objectives. The successful use of options depends on the Advisor's ability to correctly predict future price fluctuations and the degree of correlation between the options and securities markets. Exchanges can limit the number of positions that can be held or controlled by the Fund or the Advisor, thus limiting the ability to implement the Fund's strategies. Options also are particularly subject to leverage risk and can be subject to liquidity risk.

EARLY CLOSING RISK—The Fund is subject to the risk that unanticipated early closings of securities exchanges and other financial markets may result in the Fund's inability to buy or sell securities or other financial instruments on that day and may cause the Fund to incur substantial trading losses.

EQUITY RISK—The Fund is subject to the risk that the value of the equity securities and equity-based derivatives in the Fund's portfolio will decline due to volatility in the equity market caused by general market and economic conditions, perceptions regarding particular industries represented in the equity market, or factors relating to specific companies to which the Fund has investment exposure.

FOREIGN ISSUER EXPOSURE RISK—The Fund may invest in securities of foreign companies directly, or in financial instruments that are indirectly linked to the performance of foreign issuers, such as ADRs. The Fund's exposure to foreign issuers and investments in foreign securities, if any, are subject to additional risks in comparison to U.S. securities and U.S. issuers, including currency fluctuations, adverse political and economic developments, unreliable or untimely information, less liquidity, limited legal recourse and higher transactional costs.

INDUSTRY CONCENTRATION RISK—The Fund expects to concentrate (*i.e.*, invest more than 25% of its net assets) its investments in a limited number of issuers conducting business in the same industry or group of related industries. To the extent the Fund does so, the Fund is more vulnerable to adverse market, economic, regulatory, political or other developments affecting that industry or group of related industries than a fund that invests its assets more broadly. As of June 30, 2020, the Fund's investments are concentrated in securities issued by companies in the Metals & Mining Industry. As a result of the Fund's concentration in the Metals & Mining Industry, the Fund is subject to the risks associated with that Industry. The Metals & Mining Industry includes producers of aluminum, gold, iron and steel, and related products, as well as companies engaged in the production, extraction or mining of copper ore, silver and other metals (including precious metals) and minerals. The prices of the securities of companies in the Metals & Mining Industry may fluctuate widely due to events relating to international political and economic developments, energy conservation, the success of exploration projects, commodity prices, and taxes. Investments in companies in the Metals & Mining Industry may be speculative and may be subject to greater price volatility than investments in other types of companies. Legislative or regulatory changes and increased government supervision also may affect companies in the Metals & Mining Industry. The Metals & Mining Industry is a separate industry within the Materials Sector.

MARKET RISK—The market value of the securities and derivatives held by the Fund may fluctuate over time in response to factors affecting individual companies or other factors such as changing economic, political or financial markets.

MID-CAPITALIZATION SECURITIES RISK—The Fund is subject to the risk that medium-capitalization stocks may underperform other segments of the equity market or the equity market as a whole. Securities of medium-capitalization companies may experience more price volatility, greater spreads between their bid and ask prices, lower trading volumes, and cyclical or static growth prospects. Medium-capitalization companies often have limited product lines, markets or financial resources, and may therefore be more vulnerable to adverse developments than larger capitalization companies.

NON-DIVERSIFICATION RISK—The Fund is considered non-diversified and can invest a greater portion of its assets in securities of individual issuers than a diversified fund. As a result, changes in the market value of a single issuer's securities could cause greater fluctuations in the value of Fund shares than would occur in a diversified fund.

PORTFOLIO TURNOVER RISK—The Fund's strategy may frequently involve buying and selling portfolio securities, which may lead to increased costs to the Fund. Portfolio turnover risk may cause the Fund's performance to be less than you expect.

REGULATORY AND LEGAL RISK—U.S. and non-U.S. governmental agencies and other regulators regularly implement additional regulations and legislators pass new laws that affect the investments held by the Fund, the strategies used by the Fund or the level of regulation or taxation applying to the Fund (such as regulations related to investments in derivatives and other transactions). These regulations and laws impact the investment strategies, performance, costs and operations of the Fund or taxation of shareholders.

SECTOR RISK—The Fund is subject to the Sector Risk described below.

Materials Sector Risk. The Fund's investments are exposed to issuers conducting business in the Materials Sector. The Materials Sector includes companies that manufacture chemicals, construction materials, glass, paper, forest products and related packaging products, and metals, minerals and mining companies, including producers of steel. The Fund is subject to the risk that the securities of such issuers will underperform the market as a whole due to legislative or regulatory changes, adverse market conditions and/or increased competition affecting the Materials Sector. The prices of the securities of companies operating in the Materials Sector may fluctuate widely due to the level and volatility of commodity prices, the exchange value of the U.S. dollar, import controls, worldwide competition, liability for environmental damage, depletion of resources, and mandated expenditures for safety and pollution control devices.

SHAREHOLDER TRADING RISK—The Fund may be used as a tool for certain investors that employ trading strategies involving frequent trading. Such trading strategies may lead to increased portfolio turnover in the Fund, higher transaction costs, and the possibility of increased short-term capital gains (which will be taxable to shareholders as ordinary income when distributed to them) and/or long-term capital gains. Large movements of assets into and out of the Fund due to active or frequent trading also may adversely affect the Fund's ability to achieve its investment objective.

SMALL-CAPITALIZATION SECURITIES RISK—The Fund is subject to the risk that small-capitalization stocks may underperform other segments of the equity market or the equity market as a whole. Small-capitalization companies may be more vulnerable than larger, more established organizations to adverse business or economic developments. Securities of small-capitalization companies may experience much more price volatility, greater spreads between their bid and ask prices, significantly lower trading volumes, and cyclical or static growth prospects. Small-capitalization companies often have limited product lines, markets or financial resources, and may therefore be more vulnerable to adverse developments than larger capitalization companies.

TEMPORARY DEFENSIVE INVESTMENT RISK—The Advisor generally does not attempt to take defensive positions in the Fund in declining markets. Therefore, the Fund may be subject to greater losses in a declining market than a fund that does take defensive positions in declining markets.

TRADING HALT RISK—The Fund typically will hold futures contracts and short-term options. The major exchanges on which these contracts are traded, such as the Chicago Mercantile Exchange, have established limits on how much the trading price of a futures contract or option may decline over various time periods within a day, and may halt trading in a contract that exceeds such limits. If a trading halt occurs, the Fund may temporarily be unable to purchase or sell certain securities, futures contracts or options. Such a trading halt near the time the Fund prices its shares may limit the Fund's ability to fully invest its assets, which could adversely affect performance, and may prevent the Fund from achieving its investment objective.

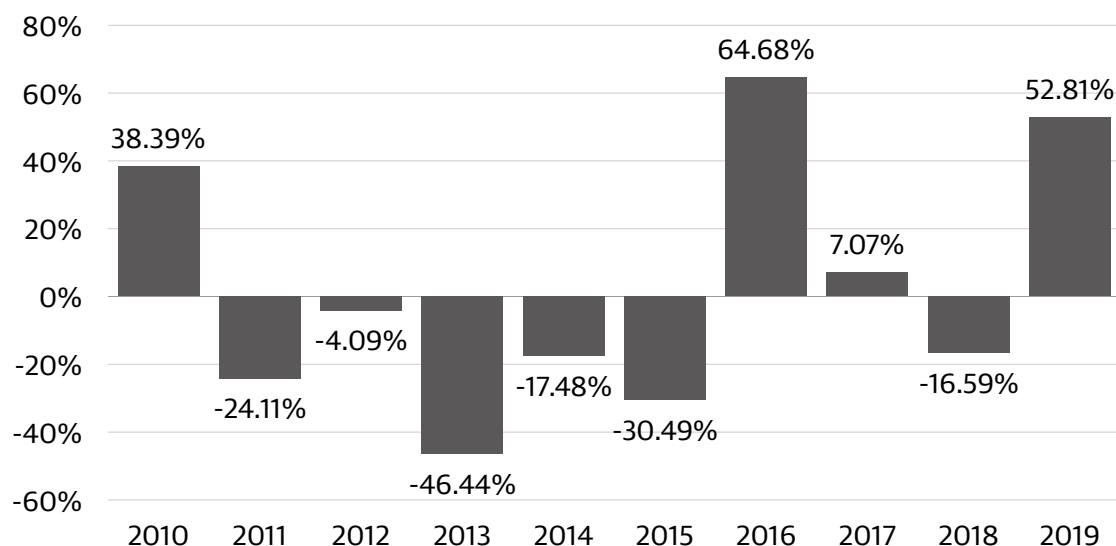
PERFORMANCE INFORMATION

The following bar chart shows the performance of the Investor Class shares of the Fund from year to year. The variability of performance over time provides an indication of the risks of investing in the Fund. The following tables show the performance of the Investor Class shares and Class H shares of the Fund as an average over different periods of time in comparison to the performance of a broad-based market index. Effective upon the close of business on September 30, 2015, the Fund converted its former Advisor Class shares to Class H shares. For periods prior to September 30, 2015, the performance shown reflects the performance of Advisor Class shares. The returns shown have not been adjusted to reflect any differences in expenses between Advisor Class shares and Class H shares. However, the Fund's Class H shares would have had annual returns substantially similar to those of the Fund's former Advisor Class shares because they are invested in the same portfolio of securities and have a similar expense structure to that of Advisor Class shares. The figures in the bar chart and tables assume the reinvestment of dividends and

capital gains distributions. Of course, this past performance (before and after taxes) does not necessarily indicate how the Fund will perform in the future.

Updated performance information is available on the Fund's website at www.guggenheiminvestments.com or by calling 800.820.0888.

The performance information shown below for Investor Class shares is based on a calendar year. The year-to-date return for the period from January 1, 2020 through June 30, 2020 is 20.47%.



Highest Quarter Return
Q1 2016 50.05%

Lowest Quarter Return
Q2 2013 -32.64%

AVERAGE ANNUAL TOTAL RETURN (for periods ended December 31, 2019)

The after-tax returns presented in the table below are calculated using highest historical individual federal marginal income tax rates and do not reflect the impact of state and local taxes. Your actual after-tax returns will depend on your specific tax situation and may differ from those shown below. After-tax returns are not relevant to investors who hold shares of the Fund through tax-deferred arrangements, such as 401(k) plans or individual retirement accounts.

Investor Class	Past 1 Year	Past 5 Years	Past 10 Years
Return Before Taxes	52.81%	9.33%	-3.57%
Return After Taxes on Distributions	51.44%	8.07%	-4.32%
Return After Taxes on Distributions and Sale of Fund Shares	31.20%	6.69%	-2.87%
S&P 500® Index (reflects no deduction for fees, expenses or taxes)	31.49%	11.70%	13.56%

Class H	Past 1 Year	Past 5 Years	Past 10 Years
Return Before Taxes	52.55%	8.98%	-3.96%
Return After Taxes on Distributions	51.07%	7.63%	-4.77%
Return After Taxes on Distributions and Sale of Fund Shares	31.05%	6.35%	-3.16%
S&P 500® Index (reflects no deduction for fees, expenses or taxes)	31.49%	11.70%	13.56%

MANAGEMENT

INVESTMENT ADVISOR

Security Investors, LLC, which operates under the name Guggenheim Investments, serves as the investment adviser of the Fund.

PORTFOLIO MANAGERS

- **Michael P. Byrum**, CFA, Senior Vice President. Mr. Byrum has been associated with the Advisor since 1993.
- **Ryan A. Harder**, CFA, Portfolio Manager. Mr. Harder has been associated with the Advisor since 2004.

PURCHASE AND SALE OF FUND SHARES

The minimum initial investment amounts and minimum account balance requirements for Investor Class and Class H accounts held through a third party (e.g., a brokerage account) are typically:

- \$1,000 for retirement accounts
- \$2,500 for all other accounts

Investor Class and Class H accounts opened through a financial intermediary (non-direct) will be subject to your financial intermediary's minimum initial investment amount and account balance requirements, which may be different than the amounts above.

Investor Class and Class H accounts held directly at Guggenheim Investments (other than those that are managed by financial professionals) are subject to a minimum initial investment and account balance of \$5,000 (including retirement accounts).

Direct accounts managed by financial professionals are not subject to minimum initial investment and minimum account balance requirements.

There are no minimum amounts for subsequent investments in the Fund except for subsequent investments made via Automated Clearing House ("ACH").

The Fund reserves the right to modify its minimum account balance requirements at any time, with or without prior notice to you.

The Fund redeems its shares continuously and investors may sell their shares back to the Fund on any day that the New York Stock Exchange (the "NYSE") is open for business (a "Business Day"). You will ordinarily submit your transaction order through your financial intermediary or other securities dealers through which you opened your shareholder account or through Guggenheim Investments directly. The Fund also offers you the option to send redemption orders to Guggenheim Investments by mail, fax or telephone.

TAX INFORMATION

Fund distributions are generally taxable as ordinary income, qualified dividend income, or capital gains (or a combination thereof), unless your investment is in an IRA or other tax-advantaged retirement account. Investments through a tax-advantaged retirement account may be subject to taxation upon withdrawal.

PAYMENTS TO BROKER-DEALERS AND OTHER FINANCIAL INTERMEDIARIES

If you purchase the Fund through a broker-dealer or other financial intermediary (such as a bank), the Fund and its related companies may pay the intermediary for the sale of Fund shares and related services. These payments may create a conflict of interest by influencing the broker-dealer or other intermediary and your sales person to recommend the Fund over another investment. Ask your sales person or visit your financial intermediary's website for more information.

RETAILING FUND

INVESTMENT OBJECTIVE

The Retailing Fund (the "Fund") seeks to provide capital appreciation by investing in companies engaged in merchandising finished goods and services, including department stores, mail order operations and other companies involved in selling products to consumers ("Retailing Companies").

FEES AND EXPENSES OF THE FUND

This table describes the fees and expenses that you may pay if you buy and hold Investor Class shares or Class H shares of the Fund. You may be required to pay a commission to your financial intermediary for effecting transactions in a class of shares of the Fund without any initial sales charge, contingent deferred sales charge, or other asset-based fee for sales or distribution. These commissions are not reflected in the Fees and Expenses table or expense example below.

	Investor Class	Class H
SHAREHOLDER FEES (<i>fees paid directly from your investment</i>)	N/A	N/A
ANNUAL FUND OPERATING EXPENSES (<i>expenses that you pay each year as a percentage of the value of your investment</i>)		
Management Fees	0.85%	0.85%
Distribution (12b-1) Fees	None	0.25%
Other Expenses	0.62%	0.62%
Total Annual Fund Operating Expenses	1.47%	1.72%

EXAMPLE

This Example is intended to help you compare the cost of investing in the Fund with the cost of investing in other mutual funds.

The Example assumes that you invest \$10,000 in the Fund for the time periods indicated and then redeem all of your shares at the end of those periods. The Example also assumes that your investment has a 5% return each year and that the Fund's operating expenses remain the same. Although your actual costs may be higher or lower, based on these assumptions your costs would be:

	1 Year	3 Years	5 Years	10 Years
Investor Class	\$150	\$465	\$803	\$1,757
Class H	\$175	\$542	\$933	\$2,030

PORTFOLIO TURNOVER

The Fund pays transaction costs, such as commissions, when it buys and sells securities (or "turns over" its portfolio). A higher portfolio turnover rate may indicate higher transaction costs and may result in higher taxes when Fund shares are held in a taxable account. These costs, which are not reflected in the Total Annual Fund Operating Expenses or the Example, affect the Fund's performance. During the most recent fiscal year, the Fund's portfolio turnover rate was 228% of the average value of its portfolio. The Fund's portfolio turnover rate is calculated without regard to cash instruments and most derivatives. If such instruments were included, the Fund's portfolio turnover rate might be significantly higher.

PRINCIPAL INVESTMENT STRATEGIES

Under normal circumstances, the Fund invests substantially all (at least 80%) of its net assets in equity securities of Retailing Companies that are traded in the United States and in derivatives, which primarily consist of futures contracts and options on securities, futures contracts, and stock indices. The Advisor employs a proprietary quantitative and qualitative methodology to identify Retailing Companies in which to invest. The methodology utilizes screens based on price, liquidity, and tradability. Stocks are weighted using a proprietary modified capitalization weighting

methodology. The portfolio may be further adjusted to comply with regulatory investment limitations or as determined appropriate by the Advisor.

The Fund may invest to a significant extent in the securities of Retailing Companies that have small to mid-sized capitalizations. Retailing Companies include drug and department stores; suppliers of goods and services for homes, home improvements and yards; clothing, jewelry, electronics and computer retailers; warehouse membership clubs; mail order operations; and companies involved in alternative selling methods. The Fund also may purchase American Depositary Receipts ("ADRs") to gain exposure to foreign Retailing Companies and U.S. government securities.

Investments in derivative instruments, such as futures and options, have the economic effect of creating financial leverage in the Fund's portfolio because such investments may give rise to losses that exceed the amount the Fund has invested in those instruments. Financial leverage will magnify, sometimes significantly, the Fund's exposure to any increase or decrease in prices associated with a particular reference asset resulting in increased volatility in the value of the Fund's portfolio. The value of the Fund's portfolio is likely to experience greater volatility over short-term periods. While such financial leverage has the potential to produce greater gains, it also may result in greater losses, which in some cases may cause the Fund to liquidate other portfolio investments at a loss to comply with limits on leverage and asset segregation requirements imposed by the Investment Company Act of 1940 or to meet redemption requests.

In an effort to ensure that the Fund is fully invested on a day-to-day basis, the Fund may conduct any necessary trading activity at or just prior to the close of the U.S. financial markets. As of June 30, 2020, the Fund has significant exposure to the Consumer Discretionary Sector and Consumer Staples Sector, as each sector is defined by the Global Industry Classification Standard, a widely recognized industry classification methodology developed by MSCI, Inc. and Standard & Poor's Financial Services LLC. Also, as of June 30, 2020, the Fund's investments are concentrated (*i.e.*, more than 25% of its assets) in securities issued by companies in the Internet & Direct Marketing Retail Industry and Specialty Retail Industry, separate industries within the Consumer Discretionary Sector.

PRINCIPAL RISKS

As with all mutual funds, a shareholder is subject to the risk that his or her investment could lose money. In addition to this risk, the Fund is subject to the principal risks described below.

DEPOSITARY RECEIPT RISK—The Fund may hold the securities of non-U.S. companies in the form of ADRs. The underlying securities of the ADRs in the Fund's portfolio are subject to fluctuations in foreign currency exchange rates that may affect the value of the Fund's portfolio. In addition, the value of the securities underlying the ADRs may change materially when the U.S. markets are not open for trading. Investments in the underlying foreign securities also involve political and economic risks distinct from those associated with investing in the securities of U.S. issuers.

DERIVATIVES RISK—The Fund's investments in derivatives may pose risks in addition to and greater than those associated with investing directly in securities or other investments, including risks relating to leverage, imperfect correlations with underlying investments or the Fund's other portfolio holdings, high price volatility, lack of availability, counterparty credit, liquidity, valuation and legal restrictions. Their use is a highly specialized activity that involves investment techniques and risks different from those associated with ordinary portfolio securities transactions. If the Advisor is incorrect about its expectations of market conditions, the use of derivatives could also result in a loss, which in some cases may be unlimited. Certain risks are specific to the derivatives in which the Fund invests.

FUTURES CONTRACTS RISK—Futures contracts are typically exchange-traded contracts that call for the future delivery of an asset at a certain price and date, or cash settlement of the terms of the contract. Risks of futures contracts may be caused by an imperfect correlation between movements in the price of the instruments and the price of the underlying securities. In addition, there is the risk that the Fund may not be able to enter into a closing transaction because of an illiquid market. Exchanges can limit the number of positions that can be held or controlled by the Fund or the Advisor, thus limiting the ability to implement the Fund's strategies. Futures markets are highly volatile and the use of futures may increase the volatility of the Fund's net asset value ("NAV"). Futures also are subject to leverage risks and to liquidity risk.

OPTIONS CONTRACTS RISK—Options or options on futures contracts give the holder of the option the right to buy (or to sell) a position in a security or in a contract to the writer of the option, at a certain price. They are

subject to correlation risk because there may be an imperfect correlation between the options and the securities markets that cause a given transaction to fail to achieve its objectives. The successful use of options depends on the Advisor's ability to correctly predict future price fluctuations and the degree of correlation between the options and securities markets. Exchanges can limit the number of positions that can be held or controlled by the Fund or the Advisor, thus limiting the ability to implement the Fund's strategies. Options also are particularly subject to leverage risk and can be subject to liquidity risk.

EARLY CLOSING RISK—The Fund is subject to the risk that unanticipated early closings of securities exchanges and other financial markets may result in the Fund's inability to buy or sell securities or other financial instruments on that day and may cause the Fund to incur substantial trading losses.

EQUITY RISK—The Fund is subject to the risk that the value of the equity securities and equity-based derivatives in the Fund's portfolio will decline due to volatility in the equity market caused by general market and economic conditions, perceptions regarding particular industries represented in the equity market, or factors relating to specific companies to which the Fund has investment exposure.

FOREIGN ISSUER EXPOSURE RISK—The Fund may invest in securities of foreign companies directly, or in financial instruments that are indirectly linked to the performance of foreign issuers, such as ADRs. The Fund's exposure to foreign issuers and investments in foreign securities, if any, are subject to additional risks in comparison to U.S. securities and U.S. issuers, including currency fluctuations, adverse political and economic developments, unreliable or untimely information, less liquidity, limited legal recourse and higher transactional costs.

INDUSTRY CONCENTRATION RISK—The Fund expects to concentrate (*i.e.*, invest more than 25% of its net assets) its investments in a limited number of issuers conducting business in the same industry or group of related industries. To the extent the Fund does so, the Fund is more vulnerable to adverse market, economic, regulatory, political or other developments affecting that industry or group of related industries than a fund that invests its assets more broadly. As of June 30, 2020, the Fund's investments are concentrated in securities issued by companies in the industries described below.

Internet & Direct Marketing Retail Industry. As a result of the Fund's concentration in the Internet & Direct Marketing Retail Industry, the Fund is subject to the risks associated with that Industry. The Internet & Direct Marketing Retail Industry includes companies that provide retail services primarily on the Internet, through mail order, and TV home shopping retailers. The Internet & Direct Marketing Retail Industry relies heavily on consumer spending and the prices of securities of issuers in the Internet & Direct Marketing Retail Industry may fluctuate widely due to general economic conditions, consumer spending and the availability of disposable income, changing consumer tastes and preferences, and consumer demographics. Legislative or regulatory changes and increased government supervision also may affect companies in the Internet & Direct Marketing Retail Industry. The Internet & Direct Marketing Retail Industry is a separate industry within the Consumer Discretionary Sector.

Specialty Retail Industry. As a result of the Fund's concentration in the Specialty Retail Industry, the Fund is subject to the risks associated with that Industry. The Specialty Retail Industry includes owners and operators of retail stores specialized in apparel and accessories, computer and electronics, home improvement, automotive, home furnishings and other specialty retail stores. The Specialty Retail Industry is highly competitive and relies heavily on consumer spending for success. The prices of securities of companies in the Specialty Retail Industry may fluctuate widely due to general economic conditions, consumer spending and the availability of disposable income, changing consumer tastes and preferences and consumer demographics. In addition, many companies are thinly capitalized, and are dependent upon a relatively few number of business days to achieve their overall results. Legislative or regulatory changes and increased government supervision also may affect companies in the Specialty Retail Industry. The Specialty Retail Industry is a separate industry within the Consumer Discretionary Sector.

MARKET RISK—The market value of the securities and derivatives held by the Fund may fluctuate over time in response to factors affecting individual companies or other factors such as changing economic, political or financial markets.

MID-CAPITALIZATION SECURITIES RISK—The Fund is subject to the risk that medium-capitalization stocks may underperform other segments of the equity market or the equity market as a whole. Securities of medium-

capitalization companies may experience more price volatility, greater spreads between their bid and ask prices, lower trading volumes, and cyclical or static growth prospects. Medium-capitalization companies often have limited product lines, markets or financial resources, and may therefore be more vulnerable to adverse developments than larger capitalization companies.

PORTFOLIO TURNOVER RISK—The Fund's strategy may frequently involve buying and selling portfolio securities, which may lead to increased costs to the Fund. Portfolio turnover risk may cause the Fund's performance to be less than you expect.

REGULATORY AND LEGAL RISK—U.S. and non-U.S. governmental agencies and other regulators regularly implement additional regulations and legislators pass new laws that affect the investments held by the Fund, the strategies used by the Fund or the level of regulation or taxation applying to the Fund (such as regulations related to investments in derivatives and other transactions). These regulations and laws impact the investment strategies, performance, costs and operations of the Fund or taxation of shareholders.

SECTOR RISK—The Fund is subject to the Sector Risks described below.

Consumer Discretionary Sector Risk. The Fund's investments are exposed to issuers conducting business in the Consumer Discretionary Sector. The manufacturing segment of the Consumer Discretionary Sector includes automotive, household durable goods, leisure equipment and textiles and apparel. The services segment includes hotels, restaurants and other leisure facilities, media production and services, and consumer retailing and services. The Fund is subject to the risk that the securities of such issuers will underperform the market as a whole due to legislative or regulatory changes, adverse market conditions and/or increased competition affecting the Consumer Discretionary Sector. The performance of companies operating in the Consumer Discretionary Sector has historically been closely tied to the performance of the overall economy, and also is affected by economic growth, consumer confidence, attitudes and spending. Changes in demographics and consumer tastes also can affect the demand for, and success of, consumer products and services in the marketplace. Moreover, the Consumer Discretionary Sector encompasses those businesses that tend to be the most sensitive to economic cycles.

Consumer Staples Sector Risk. The Fund's investments are exposed to issuers conducting business in the Consumer Staples Sector. The Consumer Staples Sector includes manufacturers and distributors of food, beverages and tobacco and producers of non-durable household goods and personal products. It also includes food and drug retailing companies as well as hypermarkets and consumer super centers. The Fund is subject to the risk that the securities of such issuers will underperform the market as a whole due to legislative or regulatory changes, adverse market conditions and/or increased competition affecting the Consumer Staples Sector. The performance of companies operating in the Consumer Staples Sector has historically been closely tied to the performance of the overall economy, and also is affected by consumer confidence, demands and preferences, and spending. In addition, companies in the Consumer Staples Sector may be subject to risks pertaining to the supply of, demand for, and prices of raw materials.

SHAREHOLDER TRADING RISK—The Fund may be used as a tool for certain investors that employ trading strategies involving frequent trading. Such trading strategies may lead to increased portfolio turnover in the Fund, higher transaction costs, and the possibility of increased short-term capital gains (which will be taxable to shareholders as ordinary income when distributed to them) and/or long-term capital gains. Large movements of assets into and out of the Fund due to active or frequent trading also may adversely affect the Fund's ability to achieve its investment objective.

SMALL-CAPITALIZATION SECURITIES RISK—The Fund is subject to the risk that small-capitalization stocks may underperform other segments of the equity market or the equity market as a whole. Small-capitalization companies may be more vulnerable than larger, more established organizations to adverse business or economic developments. Securities of small-capitalization companies may experience much more price volatility, greater spreads between their bid and ask prices, significantly lower trading volumes, and cyclical or static growth prospects. Small-capitalization companies often have limited product lines, markets or financial resources, and may therefore be more vulnerable to adverse developments than larger capitalization companies.

TEMPORARY DEFENSIVE INVESTMENT RISK—The Advisor generally does not attempt to take defensive positions in the Fund in declining markets. Therefore, the Fund may be subject to greater losses in a declining market than a fund that does take defensive positions in declining markets.

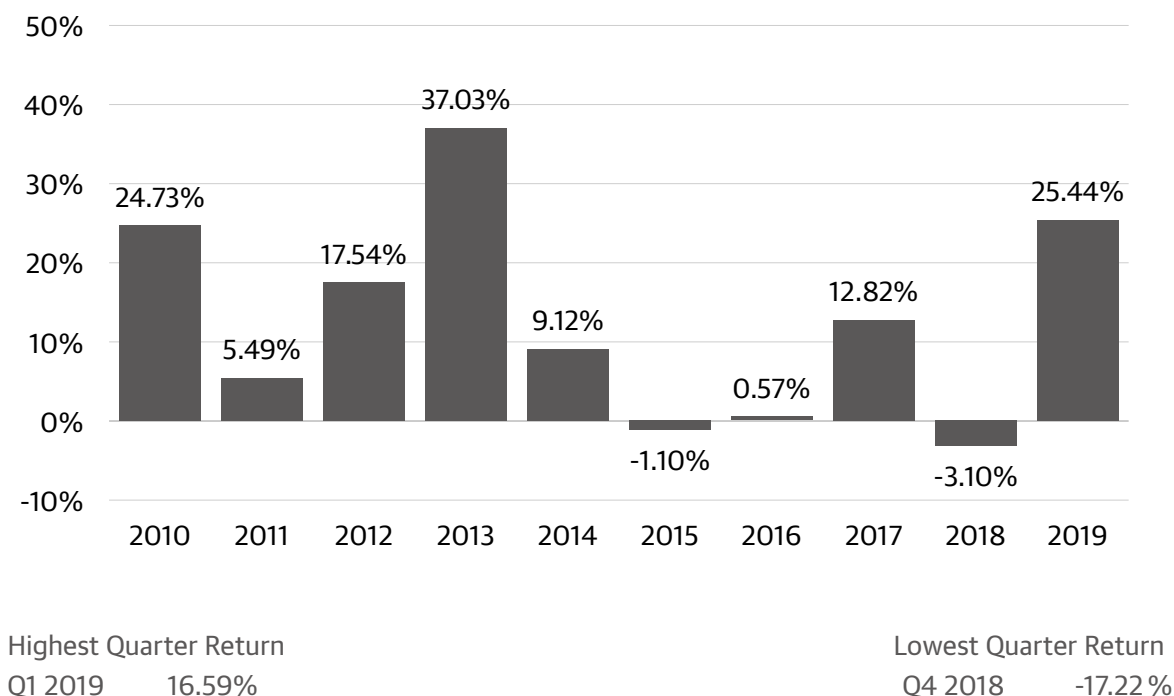
TRADING HALT RISK—The Fund typically will hold futures contracts and short-term options. The major exchanges on which these contracts are traded, such as the Chicago Mercantile Exchange, have established limits on how much the trading price of a futures contract or option may decline over various time periods within a day, and may halt trading in a contract that exceeds such limits. If a trading halt occurs, the Fund may temporarily be unable to purchase or sell certain securities, futures contracts or options. Such a trading halt near the time the Fund prices its shares may limit the Fund's ability to fully invest its assets, which could adversely affect performance, and may prevent the Fund from achieving its investment objective.

PERFORMANCE INFORMATION

The following bar chart shows the performance of the Investor Class shares of the Fund from year to year. The variability of performance over time provides an indication of the risks of investing in the Fund. The following tables show the performance of the Investor Class shares and Class H shares of the Fund as an average over different periods of time in comparison to the performance of a broad-based market index. Effective upon the close of business on September 30, 2015, the Fund converted its former Advisor Class shares to Class H shares. For periods prior to September 30, 2015, the performance shown reflects the performance of Advisor Class shares. The returns shown have not been adjusted to reflect any differences in expenses between Advisor Class shares and Class H shares. However, the Fund's Class H shares would have had annual returns substantially similar to those of the Fund's former Advisor Class shares because they are invested in the same portfolio of securities and have a similar expense structure to that of Advisor Class shares. The figures in the bar chart and tables assume the reinvestment of dividends and capital gains distributions. Of course, this past performance (before and after taxes) does not necessarily indicate how the Fund will perform in the future.

Updated performance information is available on the Fund's website at www.guggenheiminvestments.com or by calling 800.820.0888.

The performance information shown below for Investor Class shares is based on a calendar year. The year-to-date return for the period from January 1, 2020 through June 30, 2020 is 10.19%.



AVERAGE ANNUAL TOTAL RETURN (for periods ended December 31, 2019)

The after-tax returns presented in the table below are calculated using highest historical individual federal marginal income tax rates and do not reflect the impact of state and local taxes. Your actual after-tax returns will depend on your specific tax situation and may differ from those shown below. After-tax returns are not relevant to investors who hold shares of the Fund through tax-deferred arrangements, such as 401(k) plans or individual retirement accounts.

Investor Class	Past 1 Year	Past 5 Years	Past 10 Years
Return Before Taxes	25.44%	6.41%	12.17%
Return After Taxes on Distributions	25.44%	6.39%	12.15%
Return After Taxes on Distributions and Sale of Fund Shares	15.06%	5.01%	10.19%
S&P 500® Index (reflects no deduction for fees, expenses or taxes)	31.49%	11.70%	13.56%

Class H	Past 1 Year	Past 5 Years	Past 10 Years
Return Before Taxes	25.23%	6.14%	11.80%
Return After Taxes on Distributions	25.23%	6.11%	11.77%
Return After Taxes on Distributions and Sale of Fund Shares	14.93%	4.79%	9.85%
S&P 500® Index (reflects no deduction for fees, expenses or taxes)	31.49%	11.70%	13.56%

MANAGEMENT

INVESTMENT ADVISOR

Security Investors, LLC, which operates under the name Guggenheim Investments, serves as the investment adviser of the Fund.

PORTFOLIO MANAGERS

- **Michael P. Byrum**, CFA, Senior Vice President. Mr. Byrum has been associated with the Advisor since 1993.
- **Ryan A. Harder**, CFA, Portfolio Manager. Mr. Harder has been associated with the Advisor since 2004.

PURCHASE AND SALE OF FUND SHARES

The minimum initial investment amounts and minimum account balance requirements for Investor Class and Class H accounts held through a third party (e.g., a brokerage account) are typically:

- \$1,000 for retirement accounts
- \$2,500 for all other accounts

Investor Class and Class H accounts opened through a financial intermediary (non-direct) will be subject to your financial intermediary's minimum initial investment amount and account balance requirements, which may be different than the amounts above.

Investor Class and Class H accounts held directly at Guggenheim Investments (other than those that are managed by financial professionals) are subject to a minimum initial investment and account balance of \$5,000 (including retirement accounts).

Direct accounts managed by financial professionals are not subject to minimum initial investment and minimum account balance requirements.

There are no minimum amounts for subsequent investments in the Fund except for subsequent investments made via Automated Clearing House ("ACH").

The Fund reserves the right to modify its minimum account balance requirements at any time, with or without prior notice to you.

The Fund redeems its shares continuously and investors may sell their shares back to the Fund on any day that the New York Stock Exchange (the "NYSE") is open for business (a "Business Day"). You will ordinarily submit your transaction order through your financial intermediary or other securities dealers through which you opened your shareholder account or through Guggenheim Investments directly. The Fund also offers you the option to send redemption orders to Guggenheim Investments by mail, fax or telephone.

TAX INFORMATION

Fund distributions are generally taxable as ordinary income, qualified dividend income, or capital gains (or a combination thereof), unless your investment is in an IRA or other tax-advantaged retirement account. Investments through a tax-advantaged retirement account may be subject to taxation upon withdrawal.

PAYMENTS TO BROKER-DEALERS AND OTHER FINANCIAL INTERMEDIARIES

If you purchase the Fund through a broker-dealer or other financial intermediary (such as a bank), the Fund and its related companies may pay the intermediary for the sale of Fund shares and related services. These payments may create a conflict of interest by influencing the broker-dealer or other intermediary and your sales person to recommend the Fund over another investment. Ask your sales person or visit your financial intermediary's website for more information.

TECHNOLOGY FUND

INVESTMENT OBJECTIVE

The Technology Fund (the "Fund") seeks to provide capital appreciation by investing in companies that are involved in the technology sector, including computer software and service companies, semiconductor manufacturers, networking and telecommunications equipment manufacturers, PC hardware and peripherals companies ("Technology Companies").

FEES AND EXPENSES OF THE FUND

This table describes the fees and expenses that you may pay if you buy and hold Investor Class shares or Class H shares of the Fund. You may be required to pay a commission to your financial intermediary for effecting transactions in a class of shares of the Fund without any initial sales charge, contingent deferred sales charge, or other asset-based fee for sales or distribution. These commissions are not reflected in the Fees and Expenses table or expense example below.

	Investor Class	Class H
SHAREHOLDER FEES <i>(fees paid directly from your investment)</i>	N/A	N/A
ANNUAL FUND OPERATING EXPENSES <i>(expenses that you pay each year as a percentage of the value of your investment)</i>		
Management Fees	0.85%	0.85%
Distribution (12b-1) Fees	None	0.25%
Other Expenses	0.62%	0.62%
Total Annual Fund Operating Expenses	1.47%	1.72%

EXAMPLE

This Example is intended to help you compare the cost of investing in the Fund with the cost of investing in other mutual funds.

The Example assumes that you invest \$10,000 in the Fund for the time periods indicated and then redeem all of your shares at the end of those periods. The Example also assumes that your investment has a 5% return each year and that the Fund's operating expenses remain the same. Although your actual costs may be higher or lower, based on these assumptions your costs would be:

	1 Year	3 Years	5 Years	10 Years
Investor Class	\$150	\$465	\$803	\$1,757
Class H	\$175	\$542	\$933	\$2,030

PORTFOLIO TURNOVER

The Fund pays transaction costs, such as commissions, when it buys and sells securities (or "turns over" its portfolio). A higher portfolio turnover rate may indicate higher transaction costs and may result in higher taxes when Fund shares are held in a taxable account. These costs, which are not reflected in the Total Annual Fund Operating Expenses or the Example, affect the Fund's performance. During the most recent fiscal year, the Fund's portfolio turnover rate was 165% of the average value of its portfolio. The Fund's portfolio turnover rate is calculated without regard to cash instruments and most derivatives. If such instruments were included, the Fund's portfolio turnover rate might be significantly higher.

PRINCIPAL INVESTMENT STRATEGIES

Under normal circumstances, the Fund invests substantially all (at least 80%) of its net assets in equity securities of Technology Companies that are traded in the United States and in derivatives, which primarily consist of futures contracts and options on securities, futures contracts, and stock indices. The Advisor employs a proprietary quantitative and qualitative methodology to identify Technology Companies in which to invest. The methodology utilizes screens based on price, liquidity, and tradability. Stocks are weighted using a proprietary modified

capitalization weighting methodology. The portfolio may be further adjusted to comply with regulatory investment limitations or as determined appropriate by the Advisor.

The Fund may invest to a significant extent in the securities of Technology Companies that have small to mid-sized capitalizations. Technology Companies are companies that the Advisor believes have, or will develop, products, processes, or services that will provide technological advances and improvements. These companies may include, for example, companies that develop, produce or distribute products or services in the computer, semiconductor, electronics and communications sectors. The Fund also may purchase American Depositary Receipts ("ADRs") to gain exposure to foreign Technology Companies and U.S. government securities.

Investments in derivative instruments, such as futures and options, have the economic effect of creating financial leverage in the Fund's portfolio because such investments may give rise to losses that exceed the amount the Fund has invested in those instruments. Financial leverage will magnify, sometimes significantly, the Fund's exposure to any increase or decrease in prices associated with a particular reference asset resulting in increased volatility in the value of the Fund's portfolio. The value of the Fund's portfolio is likely to experience greater volatility over short-term periods. While such financial leverage has the potential to produce greater gains, it also may result in greater losses, which in some cases may cause the Fund to liquidate other portfolio investments at a loss to comply with limits on leverage and asset segregation requirements imposed by the Investment Company Act of 1940 or to meet redemption requests.

In an effort to ensure that the Fund is fully invested on a day-to-day basis, the Fund may conduct any necessary trading activity at or just prior to the close of the U.S. financial markets. As of June 30, 2020, the Fund has significant exposure to the Communication Services Sector and Information Technology Sector, as each sector is defined by the Global Industry Classification Standard, a widely recognized industry classification methodology developed by MSCI, Inc. and Standard & Poor's Financial Services LLC. Also, as of June 30, 2020, the Fund's investments are concentrated (*i.e.*, more than 25% of its assets) in securities issued by companies in the Software Industry, a separate industry within the Information Technology Sector.

PRINCIPAL RISKS

As with all mutual funds, a shareholder is subject to the risk that his or her investment could lose money. In addition to this risk, the Fund is subject to the principal risks described below.

DEPOSITARY RECEIPT RISK—The Fund may hold the securities of non-U.S. companies in the form of ADRs. The underlying securities of the ADRs in the Fund's portfolio are subject to fluctuations in foreign currency exchange rates that may affect the value of the Fund's portfolio. In addition, the value of the securities underlying the ADRs may change materially when the U.S. markets are not open for trading. Investments in the underlying foreign securities also involve political and economic risks distinct from those associated with investing in the securities of U.S. issuers.

DERIVATIVES RISK—The Fund's investments in derivatives may pose risks in addition to and greater than those associated with investing directly in securities or other investments, including risks relating to leverage, imperfect correlations with underlying investments or the Fund's other portfolio holdings, high price volatility, lack of availability, counterparty credit, liquidity, valuation and legal restrictions. Their use is a highly specialized activity that involves investment techniques and risks different from those associated with ordinary portfolio securities transactions. If the Advisor is incorrect about its expectations of market conditions, the use of derivatives could also result in a loss, which in some cases may be unlimited. Certain risks are specific to the derivatives in which the Fund invests.

FUTURES CONTRACTS RISK—Futures contracts are typically exchange-traded contracts that call for the future delivery of an asset at a certain price and date, or cash settlement of the terms of the contract. Risks of futures contracts may be caused by an imperfect correlation between movements in the price of the instruments and the price of the underlying securities. In addition, there is the risk that the Fund may not be able to enter into a closing transaction because of an illiquid market. Exchanges can limit the number of positions that can be held or controlled by the Fund or the Advisor, thus limiting the ability to implement the Fund's strategies. Futures markets are highly volatile and the use of futures may increase the volatility of the Fund's net asset value ("NAV"). Futures also are subject to leverage risks and to liquidity risk.

OPTIONS CONTRACTS RISK—Options or options on futures contracts give the holder of the option the right to buy (or to sell) a position in a security or in a contract to the writer of the option, at a certain price. They are subject to correlation risk because there may be an imperfect correlation between the options and the securities markets that cause a given transaction to fail to achieve its objectives. The successful use of options depends on the Advisor's ability to correctly predict future price fluctuations and the degree of correlation between the options and securities markets. Exchanges can limit the number of positions that can be held or controlled by the Fund or the Advisor, thus limiting the ability to implement the Fund's strategies. Options also are particularly subject to leverage risk and can be subject to liquidity risk.

EARLY CLOSING RISK—The Fund is subject to the risk that unanticipated early closings of securities exchanges and other financial markets may result in the Fund's inability to buy or sell securities or other financial instruments on that day and may cause the Fund to incur substantial trading losses.

EQUITY RISK—The Fund is subject to the risk that the value of the equity securities and equity-based derivatives in the Fund's portfolio will decline due to volatility in the equity market caused by general market and economic conditions, perceptions regarding particular industries represented in the equity market, or factors relating to specific companies to which the Fund has investment exposure.

FOREIGN ISSUER EXPOSURE RISK—The Fund may invest in securities of foreign companies directly, or in financial instruments that are indirectly linked to the performance of foreign issuers, such as ADRs. The Fund's exposure to foreign issuers and investments in foreign securities, if any, are subject to additional risks in comparison to U.S. securities and U.S. issuers, including currency fluctuations, adverse political and economic developments, unreliable or untimely information, less liquidity, limited legal recourse and higher transactional costs.

INDUSTRY CONCENTRATION RISK—The Fund expects to concentrate (*i.e.*, invest more than 25% of its net assets) its investments in a limited number of issuers conducting business in the same industry or group of related industries. To the extent the Fund does so, the Fund is more vulnerable to adverse market, economic, regulatory, political or other developments affecting that industry or group of related industries than a fund that invests its assets more broadly. As of June 30, 2020, the Fund's investments are concentrated in securities issued by companies in the Software Industry. As a result of the Fund's concentration in the Software Industry, the Fund is subject to the risks associated with that Industry. The Software Industry includes companies engaged in developing and producing software designed for specialized applications and systems and database management software and manufacturers of home entertainment and educational software used primarily in the home. The prices of the securities of issuers in the Software Industry may fluctuate widely due to competitive pressures, increased sensitivity to short product cycles and aggressive pricing, heavy expenses incurred for research and development of products or services that prove unsuccessful, challenges related to bringing products to market, and rapid obsolescence of products. In addition, many software companies rely on a combination of patents, copyrights, trademarks and trade secret laws to establish and protect their proprietary rights in their products and technologies. There can be no assurance that the steps taken by software companies to protect their proprietary rights will be adequate to prevent misappropriation of their technology or that competitors will not independently develop technologies that are substantially equivalent or superior to such companies' technology. Legislative or regulatory changes and increased government supervision also may affect companies in the Software Industry. The Software Industry is a separate industry within the Information Technology Sector.

MARKET RISK—The market value of the securities and derivatives held by the Fund may fluctuate over time in response to factors affecting individual companies or other factors such as changing economic, political or financial markets.

MID-CAPITALIZATION SECURITIES RISK—The Fund is subject to the risk that medium-capitalization stocks may underperform other segments of the equity market or the equity market as a whole. Securities of medium-capitalization companies may experience more price volatility, greater spreads between their bid and ask prices, lower trading volumes, and cyclical or static growth prospects. Medium-capitalization companies often have limited product lines, markets or financial resources, and may therefore be more vulnerable to adverse developments than larger capitalization companies.

PORTFOLIO TURNOVER RISK—The Fund's strategy may frequently involve buying and selling portfolio securities, which may lead to increased costs to the Fund. Portfolio turnover risk may cause the Fund's performance to be less than you expect.

REGULATORY AND LEGAL RISK—U.S. and non-U.S. governmental agencies and other regulators regularly implement additional regulations and legislators pass new laws that affect the investments held by the Fund, the strategies used by the Fund or the level of regulation or taxation applying to the Fund (such as regulations related to investments in derivatives and other transactions). These regulations and laws impact the investment strategies, performance, costs and operations of the Fund or taxation of shareholders.

SECTOR RISK—The Fund is subject to the Sector Risk described below.

Communication Services Sector Risk. The Fund's investments are exposed to issuers conducting business in the Communication Services Sector. The Communication Services Sector includes companies that facilitate communication and offer related content and information through various mediums. It includes telecom and media & entertainment companies including producers of interactive gaming products and companies engaged in content and information creation or distribution through proprietary platforms. The Fund is subject to the risk that the securities of such issuers will underperform the market as a whole due to legislative or regulatory changes, adverse market conditions and/or increased competition affecting the Communication Services Sector. The performance of companies operating in the Communication Services Sector has historically been closely tied to the performance of the overall economy, and also is affected by economic growth, consumer confidence, attitudes and spending. Increased sensitivity to short product cycles and aggressive pricing, challenges in bringing products to market and changes in demographics and consumer tastes also can affect the demand for, and success of, communication services products and services in the marketplace.

Information Technology Sector Risk. The Fund's investments are exposed to issuers conducting business in the Information Technology Sector. The Information Technology Sector includes companies that offer software and information technology services, manufacturers and distributors of technology hardware and equipment such as communications equipment, cellular phones, computers and peripherals, electronic equipment and related instruments and semiconductors. The Fund is subject to the risk that the securities of such issuers will underperform the market as a whole due to legislative or regulatory changes, adverse market conditions and/or increased competition affecting the Information Technology Sector. The prices of the securities of companies operating in the Information Technology Sector are closely tied to market competition, increased sensitivity to short product cycles and aggressive pricing, and problems with bringing products to market.

SHAREHOLDER TRADING RISK—The Fund may be used as a tool for certain investors that employ trading strategies involving frequent trading. Such trading strategies may lead to increased portfolio turnover in the Fund, higher transaction costs, and the possibility of increased short-term capital gains (which will be taxable to shareholders as ordinary income when distributed to them) and/or long-term capital gains. Large movements of assets into and out of the Fund due to active or frequent trading also may adversely affect the Fund's ability to achieve its investment objective.

SMALL-CAPITALIZATION SECURITIES RISK—The Fund is subject to the risk that small-capitalization stocks may underperform other segments of the equity market or the equity market as a whole. Small-capitalization companies may be more vulnerable than larger, more established organizations to adverse business or economic developments. Securities of small-capitalization companies may experience much more price volatility, greater spreads between their bid and ask prices, significantly lower trading volumes, and cyclical or static growth prospects. Small-capitalization companies often have limited product lines, markets or financial resources, and may therefore be more vulnerable to adverse developments than larger capitalization companies.

TEMPORARY DEFENSIVE INVESTMENT RISK—The Advisor generally does not attempt to take defensive positions in the Fund in declining markets. Therefore, the Fund may be subject to greater losses in a declining market than a fund that does take defensive positions in declining markets.

TRADING HALT RISK—The Fund typically will hold futures contracts and short-term options. The major exchanges on which these contracts are traded, such as the Chicago Mercantile Exchange, have established limits on how much the trading price of a futures contract or option may decline over various time periods within a day, and may halt trading in a contract that exceeds such limits. If a trading halt occurs, the Fund may temporarily be unable to purchase or sell certain securities, futures contracts or options. Such a trading halt near the time the Fund prices its shares may

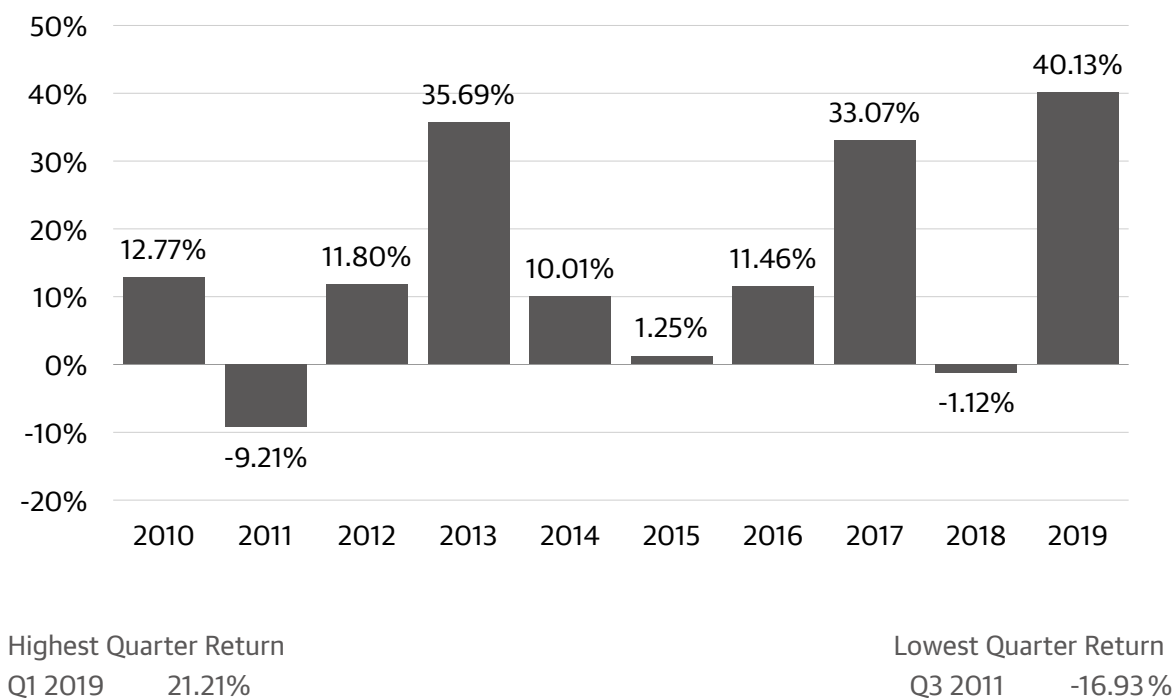
limit the Fund's ability to fully invest its assets, which could adversely affect performance, and may prevent the Fund from achieving its investment objective.

PERFORMANCE INFORMATION

The following bar chart shows the performance of the Investor Class shares of the Fund from year to year. The variability of performance over time provides an indication of the risks of investing in the Fund. The following tables show the performance of the Investor Class shares and Class H shares of the Fund as an average over different periods of time in comparison to the performance of a broad-based market index. Effective upon the close of business on September 30, 2015, the Fund converted its former Advisor Class shares to Class H shares. For periods prior to September 30, 2015, the performance shown reflects the performance of Advisor Class shares. The returns shown have not been adjusted to reflect any differences in expenses between Advisor Class shares and Class H shares. However, the Fund's Class H shares would have had annual returns substantially similar to those of the Fund's former Advisor Class shares because they are invested in the same portfolio of securities and have a similar expense structure to that of Advisor Class shares. The figures in the bar chart and tables assume the reinvestment of dividends and capital gains distributions. Of course, this past performance (before and after taxes) does not necessarily indicate how the Fund will perform in the future.

Updated performance information is available on the Fund's website at www.guggenheiminvestments.com or by calling 800.820.0888.

The performance information shown below for Investor Class shares is based on a calendar year. The year-to-date return for the period from January 1, 2020 through June 30, 2020 is 13.56%.



AVERAGE ANNUAL TOTAL RETURN (for periods ended December 31, 2019)

The after-tax returns presented in the table below are calculated using highest historical individual federal marginal income tax rates and do not reflect the impact of state and local taxes. Your actual after-tax returns will depend on your specific tax situation and may differ from those shown below. After-tax returns are not relevant to investors who hold shares of the Fund through tax-deferred arrangements, such as 401(k) plans or individual retirement accounts.

Investor Class	Past 1 Year	Past 5 Years	Past 10 Years
Return Before Taxes	40.13%	15.78%	13.52%
Return After Taxes on Distributions	39.97%	15.22%	13.25%
Return After Taxes on Distributions and Sale of Fund Shares	23.86%	12.49%	11.27%
S&P 500® Index (reflects no deduction for fees, expenses or taxes)	31.49%	11.70%	13.56%

Class H	Past 1 Year	Past 5 Years	Past 10 Years
Return Before Taxes	39.79%	15.46%	13.08%
Return After Taxes on Distributions	39.61%	14.85%	12.78%
Return After Taxes on Distributions and Sale of Fund Shares	23.67%	12.20%	10.86%
S&P 500® Index (reflects no deduction for fees, expenses or taxes)	31.49%	11.70%	13.56%

MANAGEMENT

INVESTMENT ADVISOR

Security Investors, LLC, which operates under the name Guggenheim Investments, serves as the investment adviser of the Fund.

PORTFOLIO MANAGERS

- **Michael P. Byrum**, CFA, Senior Vice President. Mr. Byrum has been associated with the Advisor since 1993.
- **Ryan A. Harder**, CFA, Portfolio Manager. Mr. Harder has been associated with the Advisor since 2004.

PURCHASE AND SALE OF FUND SHARES

The minimum initial investment amounts and minimum account balance requirements for Investor Class and Class H accounts held through a third party (e.g., a brokerage account) are typically:

- \$1,000 for retirement accounts
- \$2,500 for all other accounts

Investor Class and Class H accounts opened through a financial intermediary (non-direct) will be subject to your financial intermediary's minimum initial investment amount and account balance requirements, which may be different than the amounts above.

Investor Class and Class H accounts held directly at Guggenheim Investments (other than those that are managed by financial professionals) are subject to a minimum initial investment and account balance of \$5,000 (including retirement accounts).

Direct accounts managed by financial professionals are not subject to minimum initial investment and minimum account balance requirements.

There are no minimum amounts for subsequent investments in the Fund except for subsequent investments made via Automated Clearing House ("ACH").

The Fund reserves the right to modify its minimum account balance requirements at any time, with or without prior notice to you.

The Fund redeems its shares continuously and investors may sell their shares back to the Fund on any day that the New York Stock Exchange (the "NYSE") is open for business (a "Business Day"). You will ordinarily submit your transaction order through your financial intermediary or other securities dealers through which you opened your shareholder account or through Guggenheim Investments directly. The Fund also offers you the option to send redemption orders to Guggenheim Investments by mail, fax or telephone.

TAX INFORMATION

Fund distributions are generally taxable as ordinary income, qualified dividend income, or capital gains (or a combination thereof), unless your investment is in an IRA or other tax-advantaged retirement account. Investments through a tax-advantaged retirement account may be subject to taxation upon withdrawal.

PAYMENTS TO BROKER-DEALERS AND OTHER FINANCIAL INTERMEDIARIES

If you purchase the Fund through a broker-dealer or other financial intermediary (such as a bank), the Fund and its related companies may pay the intermediary for the sale of Fund shares and related services. These payments may create a conflict of interest by influencing the broker-dealer or other intermediary and your sales person to recommend the Fund over another investment. Ask your sales person or visit your financial intermediary's website for more information.

TELECOMMUNICATIONS FUND

INVESTMENT OBJECTIVE

The Telecommunications Fund (the "Fund") seeks to provide capital appreciation by investing in companies engaged in the development, manufacture, or sale of communications services or communications equipment ("Telecommunications Companies").

FEES AND EXPENSES OF THE FUND

This table describes the fees and expenses that you may pay if you buy and hold Investor Class shares or Class H shares of the Fund. You may be required to pay a commission to your financial intermediary for effecting transactions in a class of shares of the Fund without any initial sales charge, contingent deferred sales charge, or other asset-based fee for sales or distribution. These commissions are not reflected in the Fees and Expenses table or expense example below.

	Investor Class	Class H
SHAREHOLDER FEES <i>(fees paid directly from your investment)</i>	N/A	N/A
ANNUAL FUND OPERATING EXPENSES <i>(expenses that you pay each year as a percentage of the value of your investment)</i>		
Management Fees	0.85%	0.85%
Distribution (12b-1) Fees	None	0.25%
Other Expenses	0.63%	0.63%
Total Annual Fund Operating Expenses	1.48%	1.73%

EXAMPLE

This Example is intended to help you compare the cost of investing in the Fund with the cost of investing in other mutual funds.

The Example assumes that you invest \$10,000 in the Fund for the time periods indicated and then redeem all of your shares at the end of those periods. The Example also assumes that your investment has a 5% return each year and that the Fund's operating expenses remain the same. Although your actual costs may be higher or lower, based on these assumptions your costs would be:

	1 Year	3 Years	5 Years	10 Years
Investor Class	\$151	\$468	\$808	\$1,768
Class H	\$176	\$545	\$939	\$2,041

PORTFOLIO TURNOVER

The Fund pays transaction costs, such as commissions, when it buys and sells securities (or "turns over" its portfolio). A higher portfolio turnover rate may indicate higher transaction costs and may result in higher taxes when Fund shares are held in a taxable account. These costs, which are not reflected in the Total Annual Fund Operating Expenses or the Example, affect the Fund's performance. During the most recent fiscal year, the Fund's portfolio turnover rate was 561% of the average value of its portfolio. The Fund's portfolio turnover rate is calculated without regard to cash instruments and most derivatives. If such instruments were included, the Fund's portfolio turnover rate might be significantly higher.

PRINCIPAL INVESTMENT STRATEGIES

Under normal circumstances, the Fund invests substantially all (at least 80%) of its net assets in equity securities of Telecommunications Companies that are traded in the United States and in derivatives, which primarily consist of futures contracts and options on securities, futures contracts, and stock indices. The Advisor employs a proprietary quantitative and qualitative methodology to identify Telecommunications Companies in which to invest. The methodology utilizes screens based on price, liquidity, and tradability. Stocks are weighted using a proprietary

modified capitalization weighting methodology. The portfolio may be further adjusted to comply with regulatory investment limitations or as determined appropriate by the Advisor.

The Fund may invest to a significant extent in the securities of Telecommunications Companies that have small to mid-sized capitalizations. Telecommunications Companies include traditional and wireless telephone services or equipment providers, Internet equipment and service providers, and fiber-optics. The Fund also may purchase American Depositary Receipts ("ADRs") to gain exposure to foreign Telecommunications Companies and U.S. government securities.

Investments in derivative instruments, such as futures and options, have the economic effect of creating financial leverage in the Fund's portfolio because such investments may give rise to losses that exceed the amount the Fund has invested in those instruments. Financial leverage will magnify, sometimes significantly, the Fund's exposure to any increase or decrease in prices associated with a particular reference asset resulting in increased volatility in the value of the Fund's portfolio. The value of the Fund's portfolio is likely to experience greater volatility over short-term periods. While such financial leverage has the potential to produce greater gains, it also may result in greater losses, which in some cases may cause the Fund to liquidate other portfolio investments at a loss to comply with limits on leverage and asset segregation requirements imposed by the Investment Company Act of 1940 or to meet redemption requests.

In an effort to ensure that the Fund is fully invested on a day-to-day basis, the Fund may conduct any necessary trading activity at or just prior to the close of the U.S. financial markets. As of June 30, 2020, the Fund has significant exposure to the Communication Services Sector and Information Technology Sector, as each sector is defined by the Global Industry Classification Standard, a widely recognized industry classification methodology developed by MSCI, Inc. and Standard & Poor's Financial Services LLC. Also, as of June 30, 2020, the Fund's investments are concentrated (*i.e.*, more than 25% of its assets) in securities issued by companies in the Communications Equipment Industry, a separate industry within the Information Technology Sector, and Diversified Telecommunication Services Industry, a separate industry within the Communication Services Sector. The Fund is non-diversified and, therefore, may invest a greater percentage of its assets in a particular issuer in comparison to a diversified fund.

PRINCIPAL RISKS

As with all mutual funds, a shareholder is subject to the risk that his or her investment could lose money. In addition to this risk, the Fund is subject to the principal risks described below.

DEPOSITARY RECEIPT RISK—The Fund may hold the securities of non-U.S. companies in the form of ADRs. The underlying securities of the ADRs in the Fund's portfolio are subject to fluctuations in foreign currency exchange rates that may affect the value of the Fund's portfolio. In addition, the value of the securities underlying the ADRs may change materially when the U.S. markets are not open for trading. Investments in the underlying foreign securities also involve political and economic risks distinct from those associated with investing in the securities of U.S. issuers.

DERIVATIVES RISK—The Fund's investments in derivatives may pose risks in addition to and greater than those associated with investing directly in securities or other investments, including risks relating to leverage, imperfect correlations with underlying investments or the Fund's other portfolio holdings, high price volatility, lack of availability, counterparty credit, liquidity, valuation and legal restrictions. Their use is a highly specialized activity that involves investment techniques and risks different from those associated with ordinary portfolio securities transactions. If the Advisor is incorrect about its expectations of market conditions, the use of derivatives could also result in a loss, which in some cases may be unlimited. Certain risks are specific to the derivatives in which the Fund invests.

FUTURES CONTRACTS RISK—Futures contracts are typically exchange-traded contracts that call for the future delivery of an asset at a certain price and date, or cash settlement of the terms of the contract. Risks of futures contracts may be caused by an imperfect correlation between movements in the price of the instruments and the price of the underlying securities. In addition, there is the risk that the Fund may not be able to enter into a closing transaction because of an illiquid market. Exchanges can limit the number of positions that can be held or controlled by the Fund or the Advisor, thus limiting the ability to implement the Fund's strategies. Futures markets are highly volatile and the use of futures may increase the volatility of the Fund's net asset value ("NAV"). Futures also are subject to leverage risks and to liquidity risk.

OPTIONS CONTRACTS RISK—Options or options on futures contracts give the holder of the option the right to buy (or to sell) a position in a security or in a contract to the writer of the option, at a certain price. They are subject to correlation risk because there may be an imperfect correlation between the options and the securities markets that cause a given transaction to fail to achieve its objectives. The successful use of options depends on the Advisor's ability to correctly predict future price fluctuations and the degree of correlation between the options and securities markets. Exchanges can limit the number of positions that can be held or controlled by the Fund or the Advisor, thus limiting the ability to implement the Fund's strategies. Options also are particularly subject to leverage risk and can be subject to liquidity risk.

EARLY CLOSING RISK—The Fund is subject to the risk that unanticipated early closings of securities exchanges and other financial markets may result in the Fund's inability to buy or sell securities or other financial instruments on that day and may cause the Fund to incur substantial trading losses.

EQUITY RISK—The Fund is subject to the risk that the value of the equity securities and equity-based derivatives in the Fund's portfolio will decline due to volatility in the equity market caused by general market and economic conditions, perceptions regarding particular industries represented in the equity market, or factors relating to specific companies to which the Fund has investment exposure.

FOREIGN ISSUER EXPOSURE RISK—The Fund may invest in securities of foreign companies directly, or in financial instruments that are indirectly linked to the performance of foreign issuers, such as ADRs. The Fund's exposure to foreign issuers and investments in foreign securities, if any, are subject to additional risks in comparison to U.S. securities and U.S. issuers, including currency fluctuations, adverse political and economic developments, unreliable or untimely information, less liquidity, limited legal recourse and higher transactional costs.

INDUSTRY CONCENTRATION RISK—The Fund expects to concentrate (*i.e.*, invest more than 25% of its net assets) its investments in a limited number of issuers conducting business in the same industry or group of related industries. To the extent the Fund does so, the Fund is more vulnerable to adverse market, economic, regulatory, political or other developments affecting that industry or group of related industries than a fund that invests its assets more broadly. As of June 30, 2020, the Fund's investments are concentrated in securities issued by companies in the industries described below.

Communications Equipment Industry. As a result of the Fund's concentration in the Communications Equipment Industry, the Fund is subject to the risks associated with that Industry. The Communications Equipment Industry includes manufacturers of communication equipment and products, including, local area networks (LANs), wide area networks (WANs), routers, telephones, switchboards and exchanges. The prices of the securities of companies in the Communications Equipment Industry may fluctuate widely due to competitive pressures, increased sensitivity to short product cycles and aggressive pricing, heavy expenses incurred for research and development of products or services that prove unsuccessful, problems related to bringing products to market, and rapid obsolescence of products. Legislative or regulatory changes and increased government supervision also may affect companies in the Communications Equipment Industry. The Communications Equipment Industry is a separate industry within the Information Technology Sector.

Diversified Telecommunication Services Industry. As a result of the Fund's concentration in the Diversified Telecommunication Services Industry, the Fund is subject to the risks associated with that Industry. The Diversified Telecommunication Services Industry includes providers of communications and high-density data transmission services, primarily through a high bandwidth/fiber-optic cable network, and operators and companies providing fixed-line telecommunications networks and other fixed-line telecommunications services. The prices of the securities of companies in the Diversified Telecommunication Services Industry may fluctuate widely due to both federal and state regulations governing rates of return and services that may be offered, fierce competition for market share, and competitive challenges in the U.S. from foreign competitors engaged in strategic joint ventures with U.S. companies, and in foreign markets from both U.S. and foreign competitors. In addition, recent industry consolidation trends may lead to increased regulation of telecommunications companies in their primary markets. Legislative or regulatory changes and increased government supervision also may affect companies in the Diversified Telecommunication Services Industry. The Diversified Telecommunication Services Industry is a separate industry within the Communication Services Sector.

MARKET RISK—The market value of the securities and derivatives held by the Fund may fluctuate over time in response to factors affecting individual companies or other factors such as changing economic, political or financial markets.

MID-CAPITALIZATION SECURITIES RISK—The Fund is subject to the risk that medium-capitalization stocks may underperform other segments of the equity market or the equity market as a whole. Securities of medium-capitalization companies may experience more price volatility, greater spreads between their bid and ask prices, lower trading volumes, and cyclical or static growth prospects. Medium-capitalization companies often have limited product lines, markets or financial resources, and may therefore be more vulnerable to adverse developments than larger capitalization companies.

NON-DIVERSIFICATION RISK—The Fund is considered non-diversified and can invest a greater portion of its assets in securities of individual issuers than a diversified fund. As a result, changes in the market value of a single issuer's securities could cause greater fluctuations in the value of Fund shares than would occur in a diversified fund.

PORTFOLIO TURNOVER RISK—The Fund's strategy may frequently involve buying and selling portfolio securities, which may lead to increased costs to the Fund. Portfolio turnover risk may cause the Fund's performance to be less than you expect.

REGULATORY AND LEGAL RISK—U.S. and non-U.S. governmental agencies and other regulators regularly implement additional regulations and legislators pass new laws that affect the investments held by the Fund, the strategies used by the Fund or the level of regulation or taxation applying to the Fund (such as regulations related to investments in derivatives and other transactions). These regulations and laws impact the investment strategies, performance, costs and operations of the Fund or taxation of shareholders.

SECTOR RISK—The Fund is subject to the Sector Risks described below.

Communication Services Sector Risk. The Fund's investments are exposed to issuers conducting business in the Communication Services Sector. The Communication Services Sector includes companies that facilitate communication and offer related content and information through various mediums. It includes telecom and media & entertainment companies including producers of interactive gaming products and companies engaged in content and information creation or distribution through proprietary platforms. The Fund is subject to the risk that the securities of such issuers will underperform the market as a whole due to legislative or regulatory changes, adverse market conditions and/or increased competition affecting the Communication Services Sector. The performance of companies operating in the Communication Services Sector has historically been closely tied to the performance of the overall economy, and also is affected by economic growth, consumer confidence, attitudes and spending. Increased sensitivity to short product cycles and aggressive pricing, challenges in bringing products to market and changes in demographics and consumer tastes also can affect the demand for, and success of, communication services products and services in the marketplace.

Information Technology Sector Risk. The Fund's investments are exposed to issuers conducting business in the Information Technology Sector. The Information Technology Sector includes companies that offer software and information technology services, manufacturers and distributors of technology hardware and equipment such as communications equipment, cellular phones, computers and peripherals, electronic equipment and related instruments and semiconductors. The Fund is subject to the risk that the securities of such issuers will underperform the market as a whole due to legislative or regulatory changes, adverse market conditions and/or increased competition affecting the Information Technology Sector. The prices of the securities of companies operating in the Information Technology Sector are closely tied to market competition, increased sensitivity to short product cycles and aggressive pricing, and problems with bringing products to market.

SHAREHOLDER TRADING RISK—The Fund may be used as a tool for certain investors that employ trading strategies involving frequent trading. Such trading strategies may lead to increased portfolio turnover in the Fund, higher transaction costs, and the possibility of increased short-term capital gains (which will be taxable to shareholders as ordinary income when distributed to them) and/or long-term capital gains. Large movements of assets into and out of the Fund due to active or frequent trading also may adversely affect the Fund's ability to achieve its investment objective.

SMALL-CAPITALIZATION SECURITIES RISK—The Fund is subject to the risk that small-capitalization stocks may underperform other segments of the equity market or the equity market as a whole. Small-capitalization companies may be more vulnerable than larger, more established organizations to adverse business or economic developments. Securities of small-capitalization companies may experience much more price volatility, greater spreads between their bid and ask prices, significantly lower trading volumes, and cyclical or static growth prospects. Small-capitalization companies often have limited product lines, markets or financial resources, and may therefore be more vulnerable to adverse developments than larger capitalization companies.

TEMPORARY DEFENSIVE INVESTMENT RISK—The Advisor generally does not attempt to take defensive positions in the Fund in declining markets. Therefore, the Fund may be subject to greater losses in a declining market than a fund that does take defensive positions in declining markets.

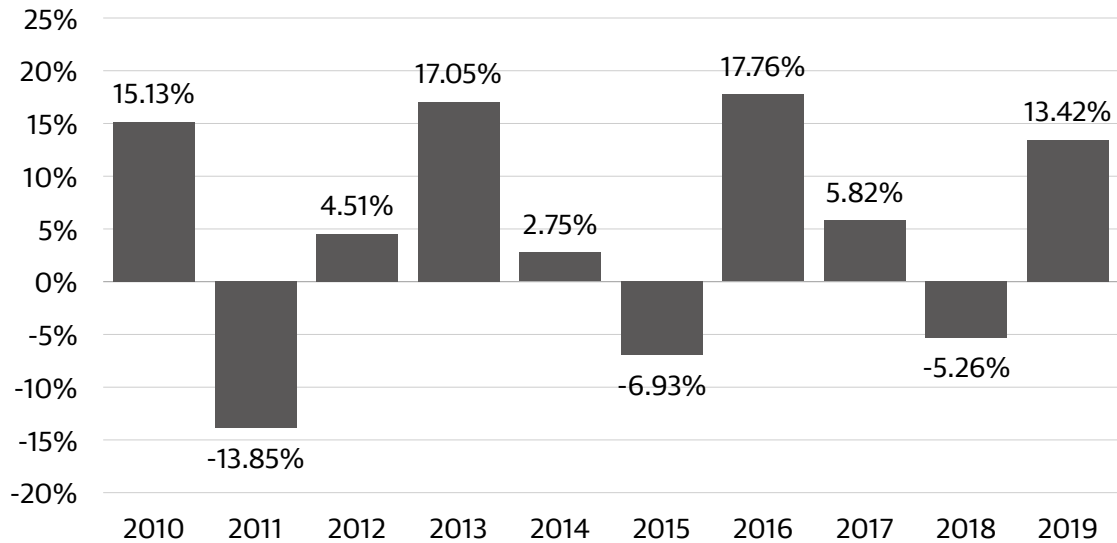
TRADING HALT RISK—The Fund typically will hold futures contracts and short-term options. The major exchanges on which these contracts are traded, such as the Chicago Mercantile Exchange, have established limits on how much the trading price of a futures contract or option may decline over various time periods within a day, and may halt trading in a contract that exceeds such limits. If a trading halt occurs, the Fund may temporarily be unable to purchase or sell certain securities, futures contracts or options. Such a trading halt near the time the Fund prices its shares may limit the Fund's ability to fully invest its assets, which could adversely affect performance, and may prevent the Fund from achieving its investment objective.

PERFORMANCE INFORMATION

The following bar chart shows the performance of the Investor Class shares of the Fund from year to year. The variability of performance over time provides an indication of the risks of investing in the Fund. The following tables show the performance of the Investor Class shares and Class H shares of the Fund as an average over different periods of time in comparison to the performance of a broad-based market index. Effective upon the close of business on September 30, 2015, the Fund converted its former Advisor Class shares to Class H shares. For periods prior to September 30, 2015, the performance shown reflects the performance of Advisor Class shares. The returns shown have not been adjusted to reflect any differences in expenses between Advisor Class shares and Class H shares. However, the Fund's Class H shares would have had annual returns substantially similar to those of the Fund's former Advisor Class shares because they are invested in the same portfolio of securities and have a similar expense structure to that of Advisor Class shares. The figures in the bar chart and tables assume the reinvestment of dividends and capital gains distributions. Of course, this past performance (before and after taxes) does not necessarily indicate how the Fund will perform in the future.

Updated performance information is available on the Fund's website at www.guggenheiminvestments.com or by calling 800.820.0888.

The performance information shown below for Investor Class shares is based on a calendar year. The year-to-date return for the period from January 1, 2020 through June 30, 2020 is -1.92%.



Highest Quarter Return
Q3 2010 17.61%

Lowest Quarter Return
Q3 2011 -17.87%

AVERAGE ANNUAL TOTAL RETURN (for periods ended December 31, 2019)

The after-tax returns presented in the table below are calculated using highest historical individual federal marginal income tax rates and do not reflect the impact of state and local taxes. Your actual after-tax returns will depend on your specific tax situation and may differ from those shown below. After-tax returns are not relevant to investors who hold shares of the Fund through tax-deferred arrangements, such as 401(k) plans or individual retirement accounts.

Investor Class	Past 1 Year	Past 5 Years	Past 10 Years
Return Before Taxes	13.42%	4.50%	4.50%
Return After Taxes on Distributions	11.77%	3.33%	3.50%
Return After Taxes on Distributions and Sale of Fund Shares	7.91%	2.92%	3.06%
S&P 500® Index (reflects no deduction for fees, expenses or taxes)	31.49%	11.70%	13.56%

Class H	Past 1 Year	Past 5 Years	Past 10 Years
Return Before Taxes	13.16%	4.23%	4.13%
Return After Taxes on Distributions	11.33%	2.93%	3.04%
Return After Taxes on Distributions and Sale of Fund Shares	7.76%	2.65%	2.72%
S&P 500® Index (reflects no deduction for fees, expenses or taxes)	31.49%	11.70%	13.56%

MANAGEMENT

INVESTMENT ADVISOR

Security Investors, LLC, which operates under the name Guggenheim Investments, serves as the investment adviser of the Fund.

PORTFOLIO MANAGERS

- **Michael P. Byrum**, CFA, Senior Vice President. Mr. Byrum has been associated with the Advisor since 1993.
- **Ryan A. Harder**, CFA, Portfolio Manager. Mr. Harder has been associated with the Advisor since 2004.

PURCHASE AND SALE OF FUND SHARES

The minimum initial investment amounts and minimum account balance requirements for Investor Class and Class H accounts held through a third party (e.g., a brokerage account) are typically:

- \$1,000 for retirement accounts
- \$2,500 for all other accounts

Investor Class and Class H accounts opened through a financial intermediary (non-direct) will be subject to your financial intermediary's minimum initial investment amount and account balance requirements, which may be different than the amounts above.

Investor Class and Class H accounts held directly at Guggenheim Investments (other than those that are managed by financial professionals) are subject to a minimum initial investment and account balance of \$5,000 (including retirement accounts).

Direct accounts managed by financial professionals are not subject to minimum initial investment and minimum account balance requirements.

There are no minimum amounts for subsequent investments in the Fund except for subsequent investments made via Automated Clearing House ("ACH").

The Fund reserves the right to modify its minimum account balance requirements at any time, with or without prior notice to you.

The Fund redeems its shares continuously and investors may sell their shares back to the Fund on any day that the New York Stock Exchange (the "NYSE") is open for business (a "Business Day"). You will ordinarily submit your transaction order through your financial intermediary or other securities dealers through which you opened your shareholder account or through Guggenheim Investments directly. The Fund also offers you the option to send redemption orders to Guggenheim Investments by mail, fax or telephone.

TAX INFORMATION

Fund distributions are generally taxable as ordinary income, qualified dividend income, or capital gains (or a combination thereof), unless your investment is in an IRA or other tax-advantaged retirement account. Investments through a tax-advantaged retirement account may be subject to taxation upon withdrawal.

PAYMENTS TO BROKER-DEALERS AND OTHER FINANCIAL INTERMEDIARIES

If you purchase the Fund through a broker-dealer or other financial intermediary (such as a bank), the Fund and its related companies may pay the intermediary for the sale of Fund shares and related services. These payments may create a conflict of interest by influencing the broker-dealer or other intermediary and your sales person to recommend the Fund over another investment. Ask your sales person or visit your financial intermediary's website for more information.

TRANSPORTATION FUND

INVESTMENT OBJECTIVE

The Transportation Fund (the "Fund") seeks to provide capital appreciation by investing in companies engaged in providing transportation services or companies engaged in the design, manufacture, distribution, or sale of transportation equipment ("Transportation Companies").

FEES AND EXPENSES OF THE FUND

This table describes the fees and expenses that you may pay if you buy and hold Investor Class shares or Class H shares of the Fund. You may be required to pay a commission to your financial intermediary for effecting transactions in a class of shares of the Fund without any initial sales charge, contingent deferred sales charge, or other asset-based fee for sales or distribution. These commissions are not reflected in the Fees and Expenses table or expense example below.

	Investor Class	Class H
SHAREHOLDER FEES <i>(fees paid directly from your investment)</i>	N/A	N/A
ANNUAL FUND OPERATING EXPENSES <i>(expenses that you pay each year as a percentage of the value of your investment)</i>		
Management Fees	0.85%	0.85%
Distribution (12b-1) Fees	None	0.25%
Other Expenses	0.63%	0.62%
Total Annual Fund Operating Expenses	1.48%	1.72%

EXAMPLE

This Example is intended to help you compare the cost of investing in the Fund with the cost of investing in other mutual funds.

The Example assumes that you invest \$10,000 in the Fund for the time periods indicated and then redeem all of your shares at the end of those periods. The Example also assumes that your investment has a 5% return each year and that the Fund's operating expenses remain the same. Although your actual costs may be higher or lower, based on these assumptions your costs would be:

	1 Year	3 Years	5 Years	10 Years
Investor Class	\$151	\$468	\$808	\$1,768
Class H	\$175	\$542	\$933	\$2,030

PORTFOLIO TURNOVER

The Fund pays transaction costs, such as commissions, when it buys and sells securities (or "turns over" its portfolio). A higher portfolio turnover rate may indicate higher transaction costs and may result in higher taxes when Fund shares are held in a taxable account. These costs, which are not reflected in the Total Annual Fund Operating Expenses or the Example, affect the Fund's performance. During the most recent fiscal year, the Fund's portfolio turnover rate was 483% of the average value of its portfolio. The Fund's portfolio turnover rate is calculated without regard to cash instruments and most derivatives. If such instruments were included, the Fund's portfolio turnover rate might be significantly higher.

PRINCIPAL INVESTMENT STRATEGIES

Under normal circumstances, the Fund invests substantially all (at least 80%) of its net assets in equity securities of Transportation Companies that are traded in the United States and in derivatives, which primarily consist of futures contracts and options on securities, futures contracts, and stock indices. The Advisor employs a proprietary quantitative and qualitative methodology to identify Transportation Companies in which to invest. The methodology utilizes screens based on price, liquidity, and tradability. Stocks are weighted using a proprietary modified

capitalization weighting methodology. The portfolio may be further adjusted to comply with regulatory investment limitations or as determined appropriate by the Advisor.

The Fund may invest to a significant extent in the securities of Transportation Companies that have small to mid-sized capitalizations. Transportation Companies may include, for example, companies involved in the movement of freight or people, such as airline, railroad, ship, truck and bus companies; equipment manufacturers; parts suppliers; and companies involved in leasing, maintenance, and transportation-related services. The Fund also may purchase American Depositary Receipts ("ADRs") to gain exposure to foreign Transportation Companies and U.S. government securities.

Investments in derivative instruments, such as futures and options, have the economic effect of creating financial leverage in the Fund's portfolio because such investments may give rise to losses that exceed the amount the Fund has invested in those instruments. Financial leverage will magnify, sometimes significantly, the Fund's exposure to any increase or decrease in prices associated with a particular reference asset resulting in increased volatility in the value of the Fund's portfolio. The value of the Fund's portfolio is likely to experience greater volatility over short-term periods. While such financial leverage has the potential to produce greater gains, it also may result in greater losses, which in some cases may cause the Fund to liquidate other portfolio investments at a loss to comply with limits on leverage and asset segregation requirements imposed by the Investment Company Act of 1940 or to meet redemption requests.

In an effort to ensure that the Fund is fully invested on a day-to-day basis, the Fund may conduct any necessary trading activity at or just prior to the close of the U.S. financial markets. As of June 30, 2020, the Fund has significant exposure to the Consumer Discretionary Sector and Industrials Sector, as each sector is defined by the Global Industry Classification Standard, a widely recognized industry classification methodology developed by MSCI, Inc. and Standard & Poor's Financial Services LLC. Also, as of June 30, 2020, the Fund's investments are concentrated (*i.e.*, more than 25% of its assets) in securities issued by companies in the Road & Rail Industry, a separate industry within the Industrials Sector.

PRINCIPAL RISKS

As with all mutual funds, a shareholder is subject to the risk that his or her investment could lose money. In addition to this risk, the Fund is subject to the principal risks described below.

DEPOSITARY RECEIPT RISK—The Fund may hold the securities of non-U.S. companies in the form of ADRs. The underlying securities of the ADRs in the Fund's portfolio are subject to fluctuations in foreign currency exchange rates that may affect the value of the Fund's portfolio. In addition, the value of the securities underlying the ADRs may change materially when the U.S. markets are not open for trading. Investments in the underlying foreign securities also involve political and economic risks distinct from those associated with investing in the securities of U.S. issuers.

DERIVATIVES RISK—The Fund's investments in derivatives may pose risks in addition to and greater than those associated with investing directly in securities or other investments, including risks relating to leverage, imperfect correlations with underlying investments or the Fund's other portfolio holdings, high price volatility, lack of availability, counterparty credit, liquidity, valuation and legal restrictions. Their use is a highly specialized activity that involves investment techniques and risks different from those associated with ordinary portfolio securities transactions. If the Advisor is incorrect about its expectations of market conditions, the use of derivatives could also result in a loss, which in some cases may be unlimited. Certain risks are specific to the derivatives in which the Fund invests.

FUTURES CONTRACTS RISK—Futures contracts are typically exchange-traded contracts that call for the future delivery of an asset at a certain price and date, or cash settlement of the terms of the contract. Risks of futures contracts may be caused by an imperfect correlation between movements in the price of the instruments and the price of the underlying securities. In addition, there is the risk that the Fund may not be able to enter into a closing transaction because of an illiquid market. Exchanges can limit the number of positions that can be held or controlled by the Fund or the Advisor, thus limiting the ability to implement the Fund's strategies. Futures markets are highly volatile and the use of futures may increase the volatility of the Fund's net asset value ("NAV"). Futures also are subject to leverage risks and to liquidity risk.

OPTIONS CONTRACTS RISK—Options or options on futures contracts give the holder of the option the right to buy (or to sell) a position in a security or in a contract to the writer of the option, at a certain price. They are subject to correlation risk because there may be an imperfect correlation between the options and the securities markets that cause a given transaction to fail to achieve its objectives. The successful use of options depends on the Advisor's ability to correctly predict future price fluctuations and the degree of correlation between the options and securities markets. Exchanges can limit the number of positions that can be held or controlled by the Fund or the Advisor, thus limiting the ability to implement the Fund's strategies. Options also are particularly subject to leverage risk and can be subject to liquidity risk.

EARLY CLOSING RISK—The Fund is subject to the risk that unanticipated early closings of securities exchanges and other financial markets may result in the Fund's inability to buy or sell securities or other financial instruments on that day and may cause the Fund to incur substantial trading losses.

EQUITY RISK—The Fund is subject to the risk that the value of the equity securities and equity-based derivatives in the Fund's portfolio will decline due to volatility in the equity market caused by general market and economic conditions, perceptions regarding particular industries represented in the equity market, or factors relating to specific companies to which the Fund has investment exposure.

FOREIGN ISSUER EXPOSURE RISK—The Fund may invest in securities of foreign companies directly, or in financial instruments that are indirectly linked to the performance of foreign issuers, such as ADRs. The Fund's exposure to foreign issuers and investments in foreign securities, if any, are subject to additional risks in comparison to U.S. securities and U.S. issuers, including currency fluctuations, adverse political and economic developments, unreliable or untimely information, less liquidity, limited legal recourse and higher transactional costs.

INDUSTRY CONCENTRATION RISK—The Fund expects to concentrate (*i.e.*, invest more than 25% of its net assets) its investments in a limited number of issuers conducting business in the same industry or group of related industries. To the extent the Fund does so, the Fund is more vulnerable to adverse market, economic, regulatory, political or other developments affecting that industry or group of related industries than a fund that invests its assets more broadly. As of June 30, 2020, the Fund's investments are concentrated in securities issued by companies in the Road & Rail Industry. As a result of the Fund's concentration in the Road & Rail Industry, the Fund is subject to the risks associated with that Industry. The Road & Rail Industry includes companies providing goods and passenger rail and land transportation. The prices of the securities of companies in the Road & Rail Industry may fluctuate widely due to their cyclical nature, occasional sharp price movements which may result from changes in the economy, fuel prices, labor agreements, and insurance costs, the recent trend of government deregulation, and increased competition from foreign companies, many of which are partially funded by foreign governments and which may be less sensitive to short-term economic pressures. Legislative or regulatory changes and increased government supervision also may affect companies in the Road & Rail Industry. The Road & Rail Industry is a separate industry within the Industrials Sector.

MARKET RISK—The market value of the securities and derivatives held by the Fund may fluctuate over time in response to factors affecting individual companies or other factors such as changing economic, political or financial markets.

MID-CAPITALIZATION SECURITIES RISK—The Fund is subject to the risk that medium-capitalization stocks may underperform other segments of the equity market or the equity market as a whole. Securities of medium-capitalization companies may experience more price volatility, greater spreads between their bid and ask prices, lower trading volumes, and cyclical or static growth prospects. Medium-capitalization companies often have limited product lines, markets or financial resources, and may therefore be more vulnerable to adverse developments than larger capitalization companies.

PORTFOLIO TURNOVER RISK—The Fund's strategy may frequently involve buying and selling portfolio securities, which may lead to increased costs to the Fund. Portfolio turnover risk may cause the Fund's performance to be less than you expect.

REGULATORY AND LEGAL RISK—U.S. and non-U.S. governmental agencies and other regulators regularly implement additional regulations and legislators pass new laws that affect the investments held by the Fund, the strategies used by the Fund or the level of regulation or taxation applying to the Fund (such as regulations related to investments

in derivatives and other transactions). These regulations and laws impact the investment strategies, performance, costs and operations of the Fund or taxation of shareholders.

SECTOR RISK—The Fund is subject to the Sector Risks described below.

Consumer Discretionary Sector Risk. The Fund's investments are exposed to issuers conducting business in the Consumer Discretionary Sector. The manufacturing segment of the Consumer Discretionary Sector includes automotive, household durable goods, leisure equipment and textiles and apparel. The services segment includes hotels, restaurants and other leisure facilities, media production and services, and consumer retailing and services. The Fund is subject to the risk that the securities of such issuers will underperform the market as a whole due to legislative or regulatory changes, adverse market conditions and/or increased competition affecting the Consumer Discretionary Sector. The performance of companies operating in the Consumer Discretionary Sector has historically been closely tied to the performance of the overall economy, and also is affected by economic growth, consumer confidence, attitudes and spending. Changes in demographics and consumer tastes also can affect the demand for, and success of, consumer products and services in the marketplace. Moreover, the Consumer Discretionary Sector encompasses those businesses that tend to be the most sensitive to economic cycles.

Industrials Sector Risk. The Fund's investments are exposed to issuers conducting business in the Industrials Sector. The Industrials Sector includes manufacturers and distributors of capital goods such as aerospace and defense, building projects, electrical equipment and machinery, and companies that offer construction and engineering services. It also includes providers of commercial and professional services including printing, environmental and facilities services, office services and supplies, security and alarm services, human resource and employment services, and research and consulting services. It also includes companies that provide transportation services. The Fund is subject to the risk that the securities of such issuers will underperform the market as a whole due to legislative or regulatory changes, adverse market conditions and/or increased competition affecting the Industrials Sector. The prices of the securities of companies operating in the Industrials Sector may fluctuate due to the level and volatility of commodity prices, the exchange value of the dollar, import controls, worldwide competition, liability for environmental damage, depletion of resources, and mandated expenditures for safety and pollution control devices.

SHAREHOLDER TRADING RISK—The Fund may be used as a tool for certain investors that employ trading strategies involving frequent trading. Such trading strategies may lead to increased portfolio turnover in the Fund, higher transaction costs, and the possibility of increased short-term capital gains (which will be taxable to shareholders as ordinary income when distributed to them) and/or long-term capital gains. Large movements of assets into and out of the Fund due to active or frequent trading also may adversely affect the Fund's ability to achieve its investment objective.

SMALL-CAPITALIZATION SECURITIES RISK—The Fund is subject to the risk that small-capitalization stocks may underperform other segments of the equity market or the equity market as a whole. Small-capitalization companies may be more vulnerable than larger, more established organizations to adverse business or economic developments. Securities of small-capitalization companies may experience much more price volatility, greater spreads between their bid and ask prices, significantly lower trading volumes, and cyclical or static growth prospects. Small-capitalization companies often have limited product lines, markets or financial resources, and may therefore be more vulnerable to adverse developments than larger capitalization companies.

TEMPORARY DEFENSIVE INVESTMENT RISK—The Advisor generally does not attempt to take defensive positions in the Fund in declining markets. Therefore, the Fund may be subject to greater losses in a declining market than a fund that does take defensive positions in declining markets.

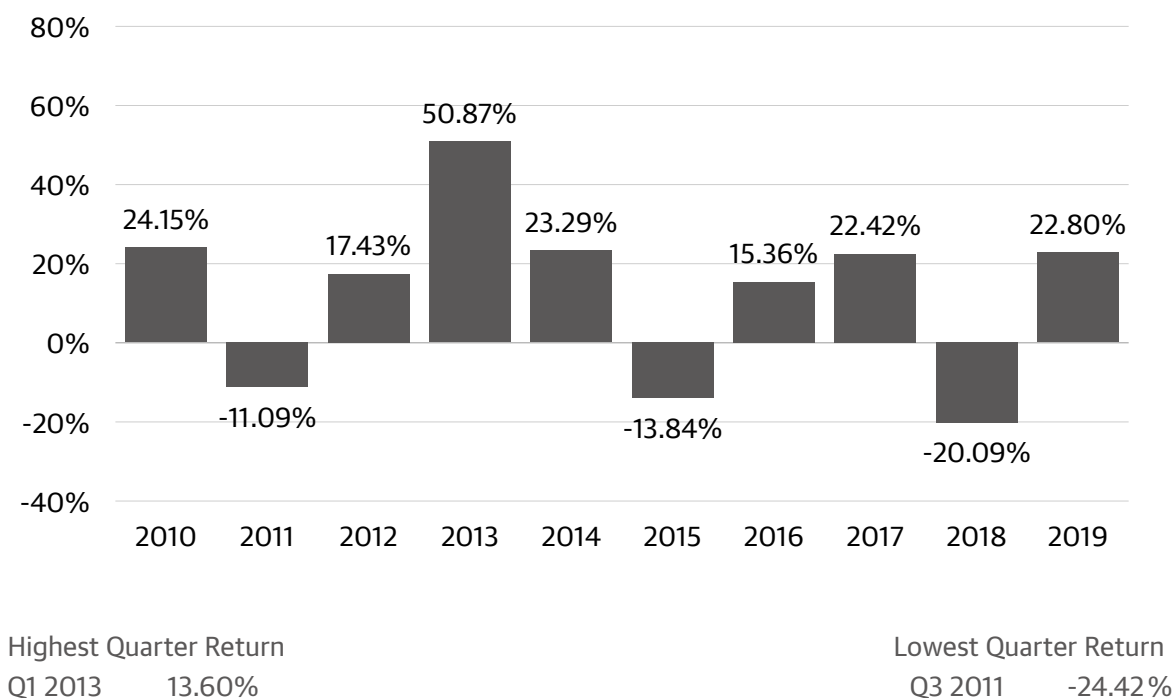
TRADING HALT RISK—The Fund typically will hold futures contracts and short-term options. The major exchanges on which these contracts are traded, such as the Chicago Mercantile Exchange, have established limits on how much the trading price of a futures contract or option may decline over various time periods within a day, and may halt trading in a contract that exceeds such limits. If a trading halt occurs, the Fund may temporarily be unable to purchase or sell certain securities, futures contracts or options. Such a trading halt near the time the Fund prices its shares may limit the Fund's ability to fully invest its assets, which could adversely affect performance, and may prevent the Fund from achieving its investment objective.

PERFORMANCE INFORMATION

The following bar chart shows the performance of the Investor Class shares of the Fund from year to year. The variability of performance over time provides an indication of the risks of investing in the Fund. The following tables show the performance of the Investor Class shares and Class H shares of the Fund as an average over different periods of time in comparison to the performance of a broad-based market index. Effective upon the close of business on September 30, 2015, the Fund converted its former Advisor Class shares to Class H shares. For periods prior to September 30, 2015, the performance shown reflects the performance of Advisor Class shares. The returns shown have not been adjusted to reflect any differences in expenses between Advisor Class shares and Class H shares. However, the Fund's Class H shares would have had annual returns substantially similar to those of the Fund's former Advisor Class shares because they are invested in the same portfolio of securities and have a similar expense structure to that of Advisor Class shares. The figures in the bar chart and tables assume the reinvestment of dividends and capital gains distributions. Of course, this past performance (before and after taxes) does not necessarily indicate how the Fund will perform in the future.

Updated performance information is available on the Fund's website at www.guggenheiminvestments.com or by calling 800.820.0888.

The performance information shown below for Investor Class shares is based on a calendar year. The year-to-date return for the period from January 1, 2020 through June 30, 2020 is -7.89%.



AVERAGE ANNUAL TOTAL RETURN (for periods ended December 31, 2019)

The after-tax returns presented in the table below are calculated using highest historical individual federal marginal income tax rates and do not reflect the impact of state and local taxes. Your actual after-tax returns will depend on your specific tax situation and may differ from those shown below. After-tax returns are not relevant to investors who hold shares of the Fund through tax-deferred arrangements, such as 401(k) plans or individual retirement accounts.

Investor Class	Past 1 Year	Past 5 Years	Past 10 Years
Return Before Taxes	22.80%	3.61%	11.15%
Return After Taxes on Distributions	21.63%	2.43%	10.52%
Return After Taxes on Distributions and Sale of Fund Shares	14.08%	2.35%	9.02%
S&P 500® Index (reflects no deduction for fees, expenses or taxes)	31.49%	11.70%	13.56%

Class H	Past 1 Year	Past 5 Years	Past 10 Years
Return Before Taxes	22.47%	3.31%	10.73%
Return After Taxes on Distributions	21.14%	1.99%	10.02%
Return After Taxes on Distributions and Sale of Fund Shares	13.96%	2.06%	8.61%
S&P 500® Index (reflects no deduction for fees, expenses or taxes)	31.49%	11.70%	13.56%

MANAGEMENT

INVESTMENT ADVISOR

Security Investors, LLC, which operates under the name Guggenheim Investments, serves as the investment adviser of the Fund.

PORTFOLIO MANAGERS

- **Michael P. Byrum**, CFA, Senior Vice President. Mr. Byrum has been associated with the Advisor since 1993.
- **Ryan A. Harder**, CFA, Portfolio Manager. Mr. Harder has been associated with the Advisor since 2004.

PURCHASE AND SALE OF FUND SHARES

The minimum initial investment amounts and minimum account balance requirements for Investor Class and Class H accounts held through a third party (e.g., a brokerage account) are typically:

- \$1,000 for retirement accounts
- \$2,500 for all other accounts

Investor Class and Class H accounts opened through a financial intermediary (non-direct) will be subject to your financial intermediary's minimum initial investment amount and account balance requirements, which may be different than the amounts above.

Investor Class and Class H accounts held directly at Guggenheim Investments (other than those that are managed by financial professionals) are subject to a minimum initial investment and account balance of \$5,000 (including retirement accounts).

Direct accounts managed by financial professionals are not subject to minimum initial investment and minimum account balance requirements.

There are no minimum amounts for subsequent investments in the Fund except for subsequent investments made via Automated Clearing House ("ACH").

The Fund reserves the right to modify its minimum account balance requirements at any time, with or without prior notice to you.

The Fund redeems its shares continuously and investors may sell their shares back to the Fund on any day that the New York Stock Exchange (the "NYSE") is open for business (a "Business Day"). You will ordinarily submit your transaction order through your financial intermediary or other securities dealers through which you opened your shareholder account or through Guggenheim Investments directly. The Fund also offers you the option to send redemption orders to Guggenheim Investments by mail, fax or telephone.

TAX INFORMATION

Fund distributions are generally taxable as ordinary income, qualified dividend income, or capital gains (or a combination thereof), unless your investment is in an IRA or other tax-advantaged retirement account. Investments through a tax-advantaged retirement account may be subject to taxation upon withdrawal.

PAYMENTS TO BROKER-DEALERS AND OTHER FINANCIAL INTERMEDIARIES

If you purchase the Fund through a broker-dealer or other financial intermediary (such as a bank), the Fund and its related companies may pay the intermediary for the sale of Fund shares and related services. These payments may create a conflict of interest by influencing the broker-dealer or other intermediary and your sales person to recommend the Fund over another investment. Ask your sales person or visit your financial intermediary's website for more information.

UTILITIES FUND

INVESTMENT OBJECTIVE

The Utilities Fund (the "Fund") seeks to provide capital appreciation by investing in companies that operate public utilities ("Utilities Companies").

FEES AND EXPENSES OF THE FUND

This table describes the fees and expenses that you may pay if you buy and hold Investor Class shares or Class H shares of the Fund. You may be required to pay a commission to your financial intermediary for effecting transactions in a class of shares of the Fund without any initial sales charge, contingent deferred sales charge, or other asset-based fee for sales or distribution. These commissions are not reflected in the Fees and Expenses table or expense example below.

	Investor Class	Class H
SHAREHOLDER FEES <i>(fees paid directly from your investment)</i>	N/A	N/A
ANNUAL FUND OPERATING EXPENSES <i>(expenses that you pay each year as a percentage of the value of your investment)</i>		
Management Fees	0.85%	0.85%
Distribution (12b-1) Fees	None	0.25%
Other Expenses	0.63%	0.63%
Total Annual Fund Operating Expenses	1.48%	1.73%

EXAMPLE

This Example is intended to help you compare the cost of investing in the Fund with the cost of investing in other mutual funds.

The Example assumes that you invest \$10,000 in the Fund for the time periods indicated and then redeem all of your shares at the end of those periods. The Example also assumes that your investment has a 5% return each year and that the Fund's operating expenses remain the same. Although your actual costs may be higher or lower, based on these assumptions your costs would be:

	1 Year	3 Years	5 Years	10 Years
Investor Class	\$151	\$468	\$808	\$1,768
Class H	\$176	\$545	\$939	\$2,041

PORTFOLIO TURNOVER

The Fund pays transaction costs, such as commissions, when it buys and sells securities (or "turns over" its portfolio). A higher portfolio turnover rate may indicate higher transaction costs and may result in higher taxes when Fund shares are held in a taxable account. These costs, which are not reflected in the Total Annual Fund Operating Expenses or the Example, affect the Fund's performance. During the most recent fiscal year, the Fund's portfolio turnover rate was 169% of the average value of its portfolio. The Fund's portfolio turnover rate is calculated without regard to cash instruments and most derivatives. If such instruments were included, the Fund's portfolio turnover rate might be significantly higher.

PRINCIPAL INVESTMENT STRATEGIES

Under normal circumstances, the Fund invests substantially all (at least 80%) of its net assets in equity securities of Utilities Companies that are traded in the United States and in derivatives, which primarily consist of futures contracts and options on securities, futures contracts, and stock indices. The Advisor employs a proprietary quantitative and qualitative methodology to identify Utilities Companies in which to invest. The methodology utilizes screens based on price, liquidity, and tradability. Stocks are weighted using a proprietary modified capitalization weighting methodology. The portfolio may be further adjusted to comply with regulatory investment limitations or as determined appropriate by the Advisor.

The Fund may invest to a significant extent in the securities of Utilities Companies that have small to mid-sized capitalizations. Utilities Companies may include companies involved in the manufacturing, production, generation, transmission, distribution or sales of gas or electric energy; water supply, waste and sewage disposal; and companies that receive a majority of their revenues from their public utility operations. The Fund also may purchase American Depositary Receipts ("ADRs") to gain exposure to foreign Utilities Companies and U.S. government securities.

Investments in derivative instruments, such as futures and options, have the economic effect of creating financial leverage in the Fund's portfolio because such investments may give rise to losses that exceed the amount the Fund has invested in those instruments. Financial leverage will magnify, sometimes significantly, the Fund's exposure to any increase or decrease in prices associated with a particular reference asset resulting in increased volatility in the value of the Fund's portfolio. The value of the Fund's portfolio is likely to experience greater volatility over short-term periods. While such financial leverage has the potential to produce greater gains, it also may result in greater losses, which in some cases may cause the Fund to liquidate other portfolio investments at a loss to comply with limits on leverage and asset segregation requirements imposed by the Investment Company Act of 1940 or to meet redemption requests.

In an effort to ensure that the Fund is fully invested on a day-to-day basis, the Fund may conduct any necessary trading activity at or just prior to the close of the U.S. financial markets. As of June 30, 2020, the Fund has significant exposure to the Utilities Sector, as that sector is defined by the Global Industry Classification Standard, a widely recognized industry classification methodology developed by MSCI, Inc. and Standard & Poor's Financial Services LLC. Also, as of June 30, 2020, the Fund's investments are concentrated (i.e., more than 25% of its assets) in securities issued by companies in the Electric Utilities Industry and Multi-Utilities Industry, separate industries within the Utilities Sector.

PRINCIPAL RISKS

As with all mutual funds, a shareholder is subject to the risk that his or her investment could lose money. In addition to this risk, the Fund is subject to the principal risks described below.

DEPOSITARY RECEIPT RISK—The Fund may hold the securities of non-U.S. companies in the form of ADRs. The underlying securities of the ADRs in the Fund's portfolio are subject to fluctuations in foreign currency exchange rates that may affect the value of the Fund's portfolio. In addition, the value of the securities underlying the ADRs may change materially when the U.S. markets are not open for trading. Investments in the underlying foreign securities also involve political and economic risks distinct from those associated with investing in the securities of U.S. issuers.

DERIVATIVES RISK—The Fund's investments in derivatives may pose risks in addition to and greater than those associated with investing directly in securities or other investments, including risks relating to leverage, imperfect correlations with underlying investments or the Fund's other portfolio holdings, high price volatility, lack of availability, counterparty credit, liquidity, valuation and legal restrictions. Their use is a highly specialized activity that involves investment techniques and risks different from those associated with ordinary portfolio securities transactions. If the Advisor is incorrect about its expectations of market conditions, the use of derivatives could also result in a loss, which in some cases may be unlimited. Certain risks are specific to the derivatives in which the Fund invests.

FUTURES CONTRACTS RISK—Futures contracts are typically exchange-traded contracts that call for the future delivery of an asset at a certain price and date, or cash settlement of the terms of the contract. Risks of futures contracts may be caused by an imperfect correlation between movements in the price of the instruments and the price of the underlying securities. In addition, there is the risk that the Fund may not be able to enter into a closing transaction because of an illiquid market. Exchanges can limit the number of positions that can be held or controlled by the Fund or the Advisor, thus limiting the ability to implement the Fund's strategies. Futures markets are highly volatile and the use of futures may increase the volatility of the Fund's net asset value ("NAV"). Futures also are subject to leverage risks and to liquidity risk.

OPTIONS CONTRACTS RISK—Options or options on futures contracts give the holder of the option the right to buy (or to sell) a position in a security or in a contract to the writer of the option, at a certain price. They are subject to correlation risk because there may be an imperfect correlation between the options and the securities markets that cause a given transaction to fail to achieve its objectives. The successful use of options depends on the Advisor's ability to correctly predict future price fluctuations and the degree of correlation between the

options and securities markets. Exchanges can limit the number of positions that can be held or controlled by the Fund or the Advisor, thus limiting the ability to implement the Fund's strategies. Options also are particularly subject to leverage risk and can be subject to liquidity risk.

EARLY CLOSING RISK—The Fund is subject to the risk that unanticipated early closings of securities exchanges and other financial markets may result in the Fund's inability to buy or sell securities or other financial instruments on that day and may cause the Fund to incur substantial trading losses.

EQUITY RISK—The Fund is subject to the risk that the value of the equity securities and equity-based derivatives in the Fund's portfolio will decline due to volatility in the equity market caused by general market and economic conditions, perceptions regarding particular industries represented in the equity market, or factors relating to specific companies to which the Fund has investment exposure.

FOREIGN ISSUER EXPOSURE RISK—The Fund may invest in securities of foreign companies directly, or in financial instruments that are indirectly linked to the performance of foreign issuers, such as ADRs. The Fund's exposure to foreign issuers and investments in foreign securities, if any, are subject to additional risks in comparison to U.S. securities and U.S. issuers, including currency fluctuations, adverse political and economic developments, unreliable or untimely information, less liquidity, limited legal recourse and higher transactional costs.

INDUSTRY CONCENTRATION RISK—The Fund expects to concentrate (*i.e.*, invest more than 25% of its net assets) its investments in a limited number of issuers conducting business in the same industry or group of related industries. To the extent the Fund does so, the Fund is more vulnerable to adverse market, economic, regulatory, political or other developments affecting that industry or group of related industries than a fund that invests its assets more broadly. As of June 30, 2020, the Fund's investments are concentrated in securities issued by companies in the Electric Utilities Industry and Multi-Utilities Industry. As a result of the Fund's concentration in the Electric Utilities Industry and Multi-Utilities Industry, the Fund is subject to the risks associated with those Industries. The Electric Utilities Industry includes companies that produce or distribute electricity, including both nuclear and non-nuclear. The Multi-Utilities Industry includes utility companies engaged in Electric Utility, Gas Utility and/or Water Utility core operations as well as other diversified activities. The prices of securities in the Electric Utilities Industry and Multi-Utilities Industry may fluctuate significantly due to supply and demand, governmental regulation and environmental issues, economic conditions generally affecting electric and utilities companies, competitive pressures due to deregulation in the electric and utilities industries, increased sensitivity to the cost of energy production; and environmental factors such as conservation of natural resources or pollution control. Legislative or regulatory changes and increased government supervision also may affect companies in the Electric Utilities Industry and Multi-Utilities Industry. The Electric Utilities Industry and Multi-Utilities Industry are separate industries within the Utilities Sector.

MARKET RISK—The market value of the securities and derivatives held by the Fund may fluctuate over time in response to factors affecting individual companies or other factors such as changing economic, political or financial markets.

MID-CAPITALIZATION SECURITIES RISK—The Fund is subject to the risk that medium-capitalization stocks may underperform other segments of the equity market or the equity market as a whole. Securities of medium-capitalization companies may experience more price volatility, greater spreads between their bid and ask prices, lower trading volumes, and cyclical or static growth prospects. Medium-capitalization companies often have limited product lines, markets or financial resources, and may therefore be more vulnerable to adverse developments than larger capitalization companies.

PORTFOLIO TURNOVER RISK—The Fund's strategy may frequently involve buying and selling portfolio securities, which may lead to increased costs to the Fund. Portfolio turnover risk may cause the Fund's performance to be less than you expect.

REGULATORY AND LEGAL RISK—U.S. and non-U.S. governmental agencies and other regulators regularly implement additional regulations and legislators pass new laws that affect the investments held by the Fund, the strategies used by the Fund or the level of regulation or taxation applying to the Fund (such as regulations related to investments in derivatives and other transactions). These regulations and laws impact the investment strategies, performance, costs and operations of the Fund or taxation of shareholders.

SECTOR RISK—The Fund is subject to the Sector Risk described below.

Utilities Sector Risk. The Fund's investments are exposed to issuers conducting business in the Utilities Sector. The Utilities Sector includes utility companies such as electric, gas and water utilities. It also includes independent power producers and energy traders and companies that engage in generation and distribution of electricity using renewable sources. The Fund is subject to the risk that the securities of such issuers will underperform the market as a whole due to legislative or regulatory changes, adverse market conditions and/or increased competition affecting the Utilities Sector. The prices of the securities of companies operating in the Utilities Sector are closely tied to government regulation and market competition.

SHAREHOLDER TRADING RISK—The Fund may be used as a tool for certain investors that employ trading strategies involving frequent trading. Such trading strategies may lead to increased portfolio turnover in the Fund, higher transaction costs, and the possibility of increased short-term capital gains (which will be taxable to shareholders as ordinary income when distributed to them) and/or long-term capital gains. Large movements of assets into and out of the Fund due to active or frequent trading also may adversely affect the Fund's ability to achieve its investment objective.

SMALL-CAPITALIZATION SECURITIES RISK—The Fund is subject to the risk that small-capitalization stocks may underperform other segments of the equity market or the equity market as a whole. Small-capitalization companies may be more vulnerable than larger, more established organizations to adverse business or economic developments. Securities of small-capitalization companies may experience much more price volatility, greater spreads between their bid and ask prices, significantly lower trading volumes, and cyclical or static growth prospects. Small-capitalization companies often have limited product lines, markets or financial resources, and may therefore be more vulnerable to adverse developments than larger capitalization companies.

TEMPORARY DEFENSIVE INVESTMENT RISK—The Advisor generally does not attempt to take defensive positions in the Fund in declining markets. Therefore, the Fund may be subject to greater losses in a declining market than a fund that does take defensive positions in declining markets.

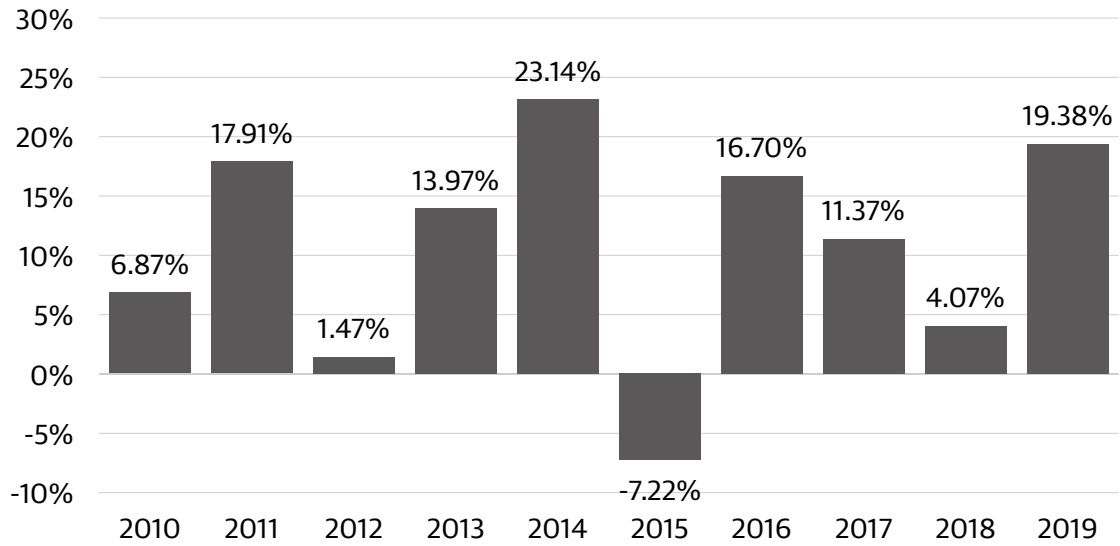
TRADING HALT RISK—The Fund typically will hold futures contracts and short-term options. The major exchanges on which these contracts are traded, such as the Chicago Mercantile Exchange, have established limits on how much the trading price of a futures contract or option may decline over various time periods within a day, and may halt trading in a contract that exceeds such limits. If a trading halt occurs, the Fund may temporarily be unable to purchase or sell certain securities, futures contracts or options. Such a trading halt near the time the Fund prices its shares may limit the Fund's ability to fully invest its assets, which could adversely affect performance, and may prevent the Fund from achieving its investment objective.

PERFORMANCE INFORMATION

The following bar chart shows the performance of the Investor Class shares of the Fund from year to year. The variability of performance over time provides an indication of the risks of investing in the Fund. The following tables show the performance of the Investor Class shares and Class H shares of the Fund as an average over different periods of time in comparison to the performance of a broad-based market index. Effective upon the close of business on September 30, 2015, the Fund converted its former Advisor Class shares to Class H shares. For periods prior to September 30, 2015, the performance shown reflects the performance of Advisor Class shares. The returns shown have not been adjusted to reflect any differences in expenses between Advisor Class shares and Class H shares. However, the Fund's Class H shares would have had annual returns substantially similar to those of the Fund's former Advisor Class shares because they are invested in the same portfolio of securities and have a similar expense structure to that of Advisor Class shares. The figures in the bar chart and tables assume the reinvestment of dividends and capital gains distributions. Of course, this past performance (before and after taxes) does not necessarily indicate how the Fund will perform in the future.

Updated performance information is available on the Fund's website at www.guggenheiminvestments.com or by calling 800.820.0888.

The performance information shown below for Investor Class shares is based on a calendar year. The year-to-date return for the period from January 1, 2020 through June 30, 2020 is -13.90%.



Highest Quarter Return
Q1 2016 14.42%

Lowest Quarter Return
Q2 2015 -6.73%

AVERAGE ANNUAL TOTAL RETURN (for periods ended December 31, 2019)

The after-tax returns presented in the table below are calculated using highest historical individual federal marginal income tax rates and do not reflect the impact of state and local taxes. Your actual after-tax returns will depend on your specific tax situation and may differ from those shown below. After-tax returns are not relevant to investors who hold shares of the Fund through tax-deferred arrangements, such as 401(k) plans or individual retirement accounts.

Investor Class	Past 1 Year	Past 5 Years	Past 10 Years
Return Before Taxes	19.38%	8.42%	10.40%
Return After Taxes on Distributions	18.93%	7.41%	9.21%
Return After Taxes on Distributions and Sale of Fund Shares	11.46%	6.23%	7.95%
S&P 500® Index (reflects no deduction for fees, expenses or taxes)	31.49%	11.70%	13.56%

Class H	Past 1 Year	Past 5 Years	Past 10 Years
Return Before Taxes	19.08%	8.13%	9.97%
Return After Taxes on Distributions	18.57%	7.01%	8.69%
Return After Taxes on Distributions and Sale of Fund Shares	11.29%	5.95%	7.53%
S&P 500® Index (reflects no deduction for fees, expenses or taxes)	31.49%	11.70%	13.56%

MANAGEMENT

INVESTMENT ADVISOR

Security Investors, LLC, which operates under the name Guggenheim Investments, serves as the investment adviser of the Fund.

PORTFOLIO MANAGERS

- **Michael P. Byrum**, CFA, Senior Vice President. Mr. Byrum has been associated with the Advisor since 1993.
- **Ryan A. Harder**, CFA, Portfolio Manager. Mr. Harder has been associated with the Advisor since 2004.

PURCHASE AND SALE OF FUND SHARES

The minimum initial investment amounts and minimum account balance requirements for Investor Class and Class H accounts held through a third party (e.g., a brokerage account) are typically:

- \$1,000 for retirement accounts
- \$2,500 for all other accounts

Investor Class and Class H accounts opened through a financial intermediary (non-direct) will be subject to your financial intermediary's minimum initial investment amount and account balance requirements, which may be different than the amounts above.

Investor Class and Class H accounts held directly at Guggenheim Investments (other than those that are managed by financial professionals) are subject to a minimum initial investment and account balance of \$5,000 (including retirement accounts).

Direct accounts managed by financial professionals are not subject to minimum initial investment and minimum account balance requirements.

There are no minimum amounts for subsequent investments in the Fund except for subsequent investments made via Automated Clearing House ("ACH").

The Fund reserves the right to modify its minimum account balance requirements at any time, with or without prior notice to you.

The Fund redeems its shares continuously and investors may sell their shares back to the Fund on any day that the New York Stock Exchange (the "NYSE") is open for business (a "Business Day"). You will ordinarily submit your transaction order through your financial intermediary or other securities dealers through which you opened your shareholder account or through Guggenheim Investments directly. The Fund also offers you the option to send redemption orders to Guggenheim Investments by mail, fax or telephone.

TAX INFORMATION

Fund distributions are generally taxable as ordinary income, qualified dividend income, or capital gains (or a combination thereof), unless your investment is in an IRA or other tax-advantaged retirement account. Investments through a tax-advantaged retirement account may be subject to taxation upon withdrawal.

PAYMENTS TO BROKER-DEALERS AND OTHER FINANCIAL INTERMEDIARIES

If you purchase the Fund through a broker-dealer or other financial intermediary (such as a bank), the Fund and its related companies may pay the intermediary for the sale of Fund shares and related services. These payments may create a conflict of interest by influencing the broker-dealer or other intermediary and your sales person to recommend the Fund over another investment. Ask your sales person or visit your financial intermediary's website for more information.

EUROPE 1.25X STRATEGY FUND

IMPORTANT INFORMATION ABOUT THE FUND

The Europe 1.25x Strategy Fund (the "Fund") is very different from most other mutual funds in that it seeks **leveraged** investment results. As a result, the Fund may be riskier than alternatives that do not use leverage because the performance of an investment in the Fund is magnified.

The effect of leverage on the Fund will generally cause the Fund's performance to not match the performance of the Fund's benchmark (as described below). This means the return of the Fund for a given period will be the result of each day's compounded returns over the period, which will very likely differ from 125% of the return of the Fund's underlying index (as defined below) for that period. As a consequence, especially in periods of market volatility, the path or trend of the benchmark during the longer period may be at least as important to the Fund's cumulative return for the longer period as the cumulative return of the benchmark for the relevant longer period. Further, the return for investors who invest for a period longer than a single trading day (as measured by the underlying index) will not be the product of the return of the Fund's stated investment goal (i.e., 1.25x) and the cumulative performance of the benchmark.

The Fund is not suitable for all investors. The Fund should be utilized only by investors who (a) understand the risks associated with the use of leverage, (b) understand the consequences of seeking leveraged investment results, and (c) intend to actively monitor and manage their investments. Investors who do not meet these criteria should not buy shares of the Fund. An investment in the Fund is not a complete investment program.

INVESTMENT OBJECTIVE

The Fund seeks to provide investment results that correlate, before fees and expenses, to the performance of a specific benchmark. The Fund's current benchmark is 125% of the fair value of the STOXX Europe 50® Index (the "underlying index").

FEES AND EXPENSES OF THE FUND

This table describes the fees and expenses that you may pay if you buy and hold Class H shares of the Fund.

SHAREHOLDER FEES <i>(fees paid directly from your investment)</i>	N/A
ANNUAL FUND OPERATING EXPENSES <i>(expenses that you pay each year as a percentage of the value of your investment)</i>	
Management Fees	0.90%
Distribution (12b-1) Fees	0.25%
Other Expenses	0.65%
Acquired Fund Fees and Expenses	0.06%
Total Annual Fund Operating Expenses*	1.86%
Fee Waiver**	-0.04%
Total Annual Fund Operating Expenses After Fee Waiver*	1.82%

* The Total Annual Fund Operating Expenses and Total Annual Fund Operating Expenses After Fee Waiver in this fee table may not correlate to the expense ratios in the Fund's financial highlights and financial statements because the financial highlights and financial statements reflect only the operating expenses of the Fund and do not include Acquired Fund Fees and Expenses, which are fees and expenses incurred indirectly by the Fund through its investments in certain underlying investment companies.

** The Advisor has contractually agreed through August 1, 2021, to waive the amount of the Fund's management fee to the extent necessary to offset the proportionate share of any management fee paid by the Fund with respect to any Fund investment in an underlying fund for which the Advisor or any of its affiliates also serves as investment manager. The agreement may be terminated by the Advisor at the conclusion of any one-year term or by the Fund's Board of Trustees at any time, and when the Advisor ceases to serve as such.

EXAMPLE

This Example is intended to help you compare the cost of investing in the Fund with the cost of investing in other mutual funds.

The Example assumes that you invest \$10,000 in the Fund for the time periods indicated and then redeem all of your shares at the end of those periods. The Example also assumes that your investment has a 5% return each year and that the Fund's operating expenses remain the same. Although your actual costs may be higher or lower, based on these assumptions your costs would be:

1 Year	3 Years	5 Years	10 Years
\$185	\$581	\$1,002	\$2,177

PORTFOLIO TURNOVER

The Fund pays transaction costs, such as commissions, when it buys and sells securities (or "turns over" its portfolio). A higher portfolio turnover rate may indicate higher transaction costs and may result in higher taxes when Fund shares are held in a taxable account. These costs, which are not reflected in the Total Annual Fund Operating Expenses or the Example, affect the Fund's performance. During the most recent fiscal year, the Fund's portfolio turnover rate was 1,787% of the average value of its portfolio. The Fund's portfolio turnover rate is calculated without regard to cash instruments and most derivatives. If such instruments were included, the Fund's portfolio turnover rate might be significantly higher.

PRINCIPAL INVESTMENT STRATEGIES

The Fund employs as its investment strategy a program of investing in the common stock of companies that are generally within the capitalization range of the underlying index and derivative instruments, which primarily consist of equity index swaps and swaps on exchange-traded funds ("ETFs"), futures contracts (including currency futures), and options on securities, futures contracts, and stock indices. While the Fund may write (sell) and purchase swaps, it expects primarily to purchase swaps. Swap agreements and futures and options contracts, if used properly, may enable the Fund to meet its objective by increasing the Fund's exposure to the securities included in the underlying index or to securities whose performance is highly correlated to that of the Fund's benchmark. The Advisor attempts to consistently apply leverage to increase the Fund's exposure to 125% of the underlying index, and expects to rebalance the Fund's holdings daily to maintain such exposure. The Fund also has 125% exposure to the foreign currencies in which the securities included in the underlying index are denominated. If the U.S. dollar rises in value against a foreign currency, a security denominated in that currency will be worth less in U.S. dollars and if the U.S. dollar decreases in value against a foreign currency, a security denominated in that currency will be worth more in U.S. dollars. As a result, the Fund's use of derivatives and the leveraged investment exposure created by such use are expected to be significant. Certain of the Fund's derivatives investments may be traded in the over-the-counter ("OTC") market. The Fund also may invest in American Depositary Receipts ("ADRs") to gain exposure to the Fund's benchmark. Under normal circumstances, the Fund will invest at least 80% of its net assets, plus any borrowings for investment purposes, in securities of companies in the underlying index and derivatives and other instruments whose performance is expected to correspond to that of the Fund's benchmark.

Investments in derivative instruments, such as futures, options and swap agreements, have the economic effect of creating financial leverage in the Fund's portfolio because such investments may give rise to losses that exceed the amount the Fund has invested in those instruments. Financial leverage will magnify, sometimes significantly, the Fund's exposure to any increase or decrease in prices associated with a particular reference asset resulting in increased volatility in the value of the Fund's portfolio. The value of the Fund's portfolio is likely to experience greater volatility over short-term periods. While such financial leverage has the potential to produce greater gains, it also may result in greater losses, which in some cases may cause the Fund to liquidate other portfolio investments at a loss to comply with limits on leverage and asset segregation requirements imposed by the Investment Company Act of 1940 or to meet redemption requests.

The STOXX Europe 50[®] Index is a capitalization-weighted index composed of 50 European blue chip stocks consisting of capitalizations ranging from \$23.7 million to \$318.3 billion as of June 30, 2020. Index members are chosen by Stoxx Ltd. from 16 countries under criteria designed to identify highly liquid companies that are leaders in their sectors. The Fund's investment in instruments denominated in foreign currencies exposes the Fund to the risk of fluctuations in the value of such currency in comparison to the U.S. dollar. The Fund generally does not intend to

hedge such foreign currency exposure. To the extent the Fund's underlying index is concentrated in a particular industry the Fund will necessarily be concentrated in that industry. While the Fund's sector exposure may vary over time, as of June 30, 2020, the Fund has significant exposure to the Consumer Staples Sector, Financials Sector, Health Care Sector, and Information Technology Sector, as each sector is defined by the Global Industry Classification Standard, a widely recognized industry classification methodology developed by MSCI, Inc. and Standard & Poor's Financial Services LLC. Also, as of June 30, 2020, the underlying index components, and thus the Fund's investments, are concentrated (i.e., more than 25% of its assets) in securities issued by companies in the Pharmaceuticals Industry, a separate industry within the Health Care Sector. The industries in which the underlying index components, and thus the Fund's investments, may be concentrated will vary as the composition of the underlying index changes over time.

On a day-to-day basis, the Fund may hold U.S. government securities or cash equivalents. The Fund also may enter into repurchase agreements with counterparties that are deemed to present acceptable credit risks. In an effort to ensure that the Fund is fully invested on a day-to-day basis, the Fund may conduct any necessary trading activity at or just prior to the close of the U.S. financial markets. The Fund is non-diversified and, therefore, may invest a greater percentage of its assets in a particular issuer in comparison to a diversified fund.

The Fund may invest a portion of its assets, and at times, a substantial portion of its assets, in other short-term fixed-income investment companies advised by the Advisor, or an affiliate of the Advisor, for various purposes, including for liquidity management purposes (e.g., to increase yield on liquid investments used to collateralize derivatives positions) or when such investment companies present a more cost-effective investment option than direct investments in the underlying securities. Investments in these investment companies will significantly increase the portfolio's exposure to certain other asset categories, including: (i) a broad range of high yield, high risk debt securities rated below the top four long-term rating categories by a nationally recognized statistical rating organization or, if unrated, determined by the Advisor to be of comparable quality (also known as "junk bonds"); (ii) securities issued by the U.S. government or its agencies and instrumentalities; (iii) collateralized loan obligations ("CLOs"), other asset-backed securities (including mortgage-backed securities) and similarly structured debt investments; and (iv) other short-term fixed income securities. Such investments will expose the Fund to the risks of these asset categories and increases or decreases in the value of these investments may cause the Fund to deviate from its investment objective.

PRINCIPAL RISKS

As with all mutual funds, a shareholder is subject to the risk that his or her investment could lose money. In addition to this risk, the Fund is subject to the principal risks described below.

ASSET-BACKED AND MORTGAGE-BACKED SECURITIES RISK—Through its investments in other investment companies, the Fund may have exposure to asset-backed securities, including mortgage-backed securities and structured finance investments. Investors in these securities generally receive payments that are part interest and part return of principal. These payments may vary based on the rate at which the underlying borrowers pay off their loans. Some asset-backed securities, including mortgage-backed securities, may have structures that make their reaction to interest rates and other factors difficult to predict, making their prices very volatile and they are subject to liquidity risk. The terms of many structured finance investments and other instruments are tied to the London Interbank Offered Rate ("LIBOR"), which functions as a reference rate or benchmark. It is anticipated that LIBOR will be discontinued at the end of 2021, which may cause increased volatility and illiquidity in the markets for instruments with terms tied to LIBOR or other adverse consequences for these instruments. These events may adversely affect the Fund and its investments in such instruments.

CLO RISK—Through its investments in other investment companies, the Fund may have exposure to CLOs. A CLO is a trust typically collateralized by a pool of loans, which may include, among others, domestic and foreign senior secured loans, senior unsecured loans, and subordinate corporate loans, including loans that may be rated below investment grade or equivalent unrated loans. The cash flows from the trust are split into two or more portions, called tranches, varying in risk and yield. CLO tranches can experience substantial losses due to actual defaults, increased sensitivity to defaults due to collateral default and disappearance of protecting tranches, market anticipation of defaults, as well as aversion to CLO securities as a class. The risks of an investment in a CLO depend largely on the type of the collateral securities and the class of the CLO in which the Fund invests.

COMPOUNDING RISK—In addition to the correlation risks described under "Correlation Risk," the Fund's returns are subject to the effects of compounding, which generally will cause the Fund's performance to not correlate to the performance of the benchmark over periods greater than a single day (as measured by the underlying index), before

accounting for fees and fund expenses. Compounded returns are the result of reinvesting daily returns over periods greater than a single day. The Fund's compounded returns for periods greater than a single day will be different than the performance of the benchmark over the same period. The effects of compounding on the performance of the Fund will be more pronounced when the underlying index experiences increased volatility, the greater the leverage employed in the Fund, and over longer holding periods.

Compounding affects the performance of all investments over time, but has a more significant effect on a leveraged index fund because the magnified changes in performance produced by the use of leverage lead to greater increases and decreases in the fund's daily returns which are then compounded over time. The effects of compounding, therefore, have a more significant effect on the Fund because it seeks to match a multiple of the performance of the Fund's underlying index.

Fund performance for periods greater than one day can be estimated given any set of assumptions for the following factors: (a) underlying index performance; (b) underlying index volatility; (c) financing rates associated with leverage; (d) other Fund expenses; (e) dividends or interest paid by companies in the underlying index; and (f) period of time. The table below illustrates the impact of two principal factors – volatility and index performance – on Fund performance. The table shows estimated Fund returns for a number of combinations of performance and volatility over a one-year period. Performance shown in the table assumes: (a) no dividends paid by the companies included in the underlying index; (b) no Fund expenses; and (c) a cost of leverage of zero percent. If Fund expenses, including the cost of leverage, were included, the Fund's performance would be lower than shown.

Areas shaded lighter represent those scenarios where the Fund can be expected to return more than 125% of the performance of the underlying index; conversely, areas shaded darker represent those scenarios where the Fund can be expected to return less than 125% of the performance of the underlying index.

Index Performance		Annualized Volatility				
1x	1.25x	10%	25%	50%	75%	100%
-60%	-75%	-68%	-68%	-69%	-71%	-73%
-50%	-63%	-58%	-58%	-60%	-62%	-64%
-40%	-50%	-47%	-48%	-49%	-52%	-54%
-30%	-38%	-36%	-37%	-39%	-41%	-45%
-20%	-25%	-25%	-26%	-27%	-31%	-36%
-10%	-13%	-12%	-13%	-16%	-20%	-25%
0%	0%	0%	-1%	-4%	-8%	-15%
10%	13%	12%	12%	9%	4%	-4%
20%	25%	25%	25%	20%	17%	8%
30%	38%	38%	38%	33%	27%	18%
40%	50%	52%	51%	46%	40%	29%
50%	63%	65%	64%	60%	53%	41%
60%	75%	80%	78%	73%	65%	54%

The underlying index's annualized historical volatility rate for the five-year period ended June 30, 2020 is 15.31%. The underlying index's highest one-year volatility rate during the five-year period is 21.93%. The underlying index's annualized performance for the five-year period ended June 30, 2020 is 1.17%.

Historical underlying index volatility and performance are not indications of what the underlying index volatility and performance will be in the future. The table is intended to isolate the effects of the underlying index volatility and index performance on the return of the Fund, and underscore that the Fund is designed as a short-term trading vehicle for investors who intend to actively monitor and manage their portfolios.

CORRELATION RISK—A number of factors may affect the Fund's ability to achieve a high degree of correlation with its benchmark, including instances in which the Fund does not hold or have exposure to each component security of the underlying index and the effect of compounding on the Fund's returns, and there can be no guarantee that the Fund will achieve a high degree of correlation. Failure to achieve a high degree of correlation may prevent the Fund

from achieving its investment objective. The Fund does not attempt to, and should not be expected to, provide returns on a daily basis that match the performance of the Fund's benchmark. The risk of the Fund not achieving a high degree of correlation with its benchmark will be more acute when the underlying index has an extreme one-day movement approaching 50%. **In addition, as a result of compounding, the Fund's performance for periods greater than a single day (as measured by the underlying index) is likely to be either greater than or less than the performance of the underlying index times the stated multiple in the Fund's investment objective, before accounting for Fund fees and expenses.**

COUNTERPARTY CREDIT RISK—The Fund may invest in financial instruments involving counterparties that attempt to gain exposure to a particular group of securities, index or asset class without actually purchasing those securities or investments, or to hedge a position. The Fund's use of such financial instruments, including swap agreements, involves risks that are different from those associated with ordinary portfolio securities transactions. For example, the Fund is exposed to the risk that the counterparty may be unwilling or unable to make timely payments to meet its contractual obligations or may fail to return holdings that are subject to the agreement with the counterparty. If the counterparty becomes bankrupt or defaults on its payment obligations to the Fund, the Fund may not receive the full amount that it is entitled to receive. If this occurs, the value of your shares in the Fund will decrease.

CREDIT RISK—The Fund could lose money if the debt securities or other instruments in which it invests decline in price, or the issuer or guarantor of such instrument fails to pay interest or principal when due because the issuer or guarantor of the instrument experiences an actual or perceived decline in its financial status. Generally, credit risk is increased when a portfolio security is downgraded or the perceived creditworthiness of the issuer or guarantor deteriorates, though the effect of any credit rating downgrade can be uncertain. To the extent the Fund invests in below investment grade instruments, it will be exposed to a greater amount of credit risk than a fund which only invests in investment grade securities. In addition, to the extent the Fund uses credit derivatives, such use will expose it to additional risk in the event that the bonds underlying the derivatives default. The degree of credit risk depends on the issuer's or guarantor's financial condition and on the terms of the instruments.

CURRENCY RISK—Direct and indirect exposure to foreign currencies subjects the Fund to the risk that those currencies will decline in value relative to the U.S. dollar or, the case of short positions, that the U.S. dollar will decline in value relative to the currency being hedged. Currency exchange rates in foreign countries may fluctuate significantly over short periods of time for a number of reasons, including changes in interest rates, the imposition of currency controls, or other political, economic and social developments in the U.S. or abroad. In particular, the Fund will have direct and indirect exposure to the euro. The price of the euro has fluctuated widely over the past several years, and volatility has increased in recent months, due, in part, to concern over the sovereign debt levels of certain European Union (EU) members and the potential effect of this debt on the EU members' participation in the European Monetary Union and the value of the euro. These and other factors may adversely affect the long-term value of the euro in terms of purchasing power in the future. A decline in the price of the euro may adversely affect the Fund's performance. The Fund also may incur transaction costs in connection with conversions between foreign currencies.

DEPOSITARY RECEIPT RISK—The Fund may hold the securities of non-U.S. companies in the form of ADRs. The underlying securities of the ADRs in the Fund's portfolio are subject to fluctuations in foreign currency exchange rates that may affect the value of the Fund's portfolio. In addition, the value of the securities underlying the ADRs may change materially when the U.S. markets are not open for trading. Investments in the underlying foreign securities also involve political and economic risks distinct from those associated with investing in the securities of U.S. issuers.

DERIVATIVES RISK—The Fund's investments in derivatives may pose risks in addition to and greater than those associated with investing directly in securities or other investments, including risks relating to leverage, imperfect correlations with underlying investments or the Fund's other portfolio holdings, high price volatility, lack of availability, counterparty credit, liquidity, valuation and legal restrictions. Their use is a highly specialized activity that involves investment techniques and risks different from those associated with ordinary portfolio securities transactions. If the Advisor is incorrect about its expectations of market conditions, the use of derivatives could also result in a loss, which in some cases may be unlimited. Certain risks are specific to the derivatives in which the Fund invests.

SWAP AGREEMENTS RISK—Swap agreements are contracts among the Fund and a counterparty to exchange the return of the pre-determined underlying investment (such as the rate of return of the underlying index). Swap agreements may be negotiated bilaterally and traded OTC between two parties or, in some instances, must

be transacted through a futures commission merchant and cleared through a clearinghouse that serves as a central counterparty. Risks associated with the use of swap agreements are different from those associated with ordinary portfolio securities transactions, due in part to the fact they could be considered illiquid and many swaps trade on the OTC market. Swaps are particularly subject to counterparty credit, correlation, valuation, liquidity and leveraging risks. Certain standardized swaps are subject to mandatory central clearing. Central clearing is expected to reduce counterparty credit risk and increase liquidity, but central clearing does not make swap transactions risk-free.

FUTURES CONTRACTS RISK—Futures contracts are typically exchange-traded contracts that call for the future delivery of an asset at a certain price and date, or cash settlement of the terms of the contract. Risks of futures contracts may be caused by an imperfect correlation between movements in the price of the instruments and the price of the underlying securities. In addition, there is the risk that the Fund may not be able to enter into a closing transaction because of an illiquid market. Exchanges can limit the number of positions that can be held or controlled by the Fund or the Advisor, thus limiting the ability to implement the Fund's strategies. Futures markets are highly volatile and the use of futures may increase the volatility of the Fund's net asset value ("NAV"). Futures also are subject to leverage risks and to liquidity risk.

OPTIONS CONTRACTS RISK—Options or options on futures contracts give the holder of the option the right to buy (or to sell) a position in a security or in a contract to the writer of the option, at a certain price. They are subject to correlation risk because there may be an imperfect correlation between the options and the securities markets that cause a given transaction to fail to achieve its objectives. The successful use of options depends on the Advisor's ability to correctly predict future price fluctuations and the degree of correlation between the options and securities markets. Exchanges can limit the number of positions that can be held or controlled by the Fund or the Advisor, thus limiting the ability to implement the Fund's strategies. Options also are particularly subject to leverage risk and can be subject to liquidity risk.

EARLY CLOSING RISK—The Fund is subject to the risk that unanticipated early closings of securities exchanges and other financial markets may result in the Fund's inability to buy or sell securities or other financial instruments on that day and may cause the Fund to incur substantial trading losses.

EQUITY RISK—The Fund is subject to the risk that the value of the equity securities and equity-based derivatives in the Fund's portfolio will decline due to volatility in the equity market caused by general market and economic conditions, perceptions regarding particular industries represented in the equity market, or factors relating to specific companies to which the Fund has investment exposure.

FOREIGN ISSUER EXPOSURE RISK—The Fund may invest in securities of foreign companies directly, or in financial instruments that are indirectly linked to the performance of foreign issuers. The Fund's investments in foreign securities and foreign issuers are subject to additional risks in comparison to U.S. securities and U.S. issuers, including currency fluctuations, adverse political and economic developments, unreliable or untimely information, less liquidity, limited legal recourse and higher transactional costs.

GEOGRAPHIC CONCENTRATION IN EUROPE RISK—Because a significant portion of the Fund's investments are concentrated in issuers located in Europe, the Fund is susceptible to loss due to adverse market, political, regulatory, and geographic events affecting the various countries and regions in Europe. The European economy is diverse and includes both large, competitive economies and small, struggling economies. The European economy is vulnerable to decreasing imports or exports, changes in governmental regulations on trade, changes in the exchange rate of the euro and recessions in EU economies.

HIGH YIELD AND UNRATED SECURITIES RISK—The Fund's exposure to higher yielding, below investment grade and unrated high risk debt securities (commonly known as "junk bonds") may present additional risk because these securities may be less liquid and present greater credit risk than investment grade bonds. The price of high yield securities tends to be subject to greater volatility due to issuer-specific operating results and outlook and to real or perceived adverse economic and competitive industry conditions. This exposure may be obtained through investments in other investment companies.

INDUSTRY CONCENTRATION RISK—The Fund may concentrate (*i.e.*, invest more than 25% of its net assets) its investments in a limited number of issuers conducting business in the same industry or group of related industries.

To the extent the Fund does so, the Fund is more vulnerable to adverse market, economic, regulatory, political or other developments affecting that industry or group of related industries than a fund that invests its assets more broadly. As of June 30, 2020, the underlying index components, and thus the Fund's investments, are concentrated in securities issued by companies in the Pharmaceuticals Industry. As a result of the Fund's concentration in the Pharmaceuticals Industry, the Fund is subject to the risks associated with that Industry. The Pharmaceuticals Industry includes companies engaged in the research, development or production of pharmaceuticals, including veterinary drugs. The prices of the securities of companies in the Pharmaceuticals Industry may fluctuate widely, particularly when products are up for regulatory approval or under regulatory scrutiny. The prices of securities of pharmaceutical companies also may be affected by effects from world events and economic conditions and market, economic and political risks of countries where the companies are located or do business. Legislative or regulatory changes and increased government supervision also may affect companies in the Pharmaceuticals Industry. The Pharmaceuticals Industry is a separate industry within the Health Care Sector. The industries in which the underlying index components, and thus the Fund's assets, may be concentrated will vary as the composition of the underlying index changes over time.

INTEREST RATE RISK—The market value of fixed income investments and related financial instruments will change in response to interest rate changes. During periods of falling interest rates, the values of fixed income securities generally rise. Conversely, during periods of rising interest rates, the values of such securities generally decline. Securities with greater interest rate sensitivity and longer maturities generally are subject to greater fluctuations in value. The Fund may invest in variable and floating rate securities. Although these instruments are generally less sensitive to interest rate changes than fixed rate instruments, the value of floating rate and variable securities may decline if their interest rates do not rise as quickly, or as much, as general interest rates. Changes in government or central bank policy, including changes in tax policy or changes in a central bank's implementation of specific policy goals, may have a substantial impact on interest rates, and could have an adverse effect on prices for fixed income securities and on the performance of the Fund. In particular, interest rates in the U.S. are at or near historically low levels and as a result, fixed income securities markets may experience heightened levels of interest rate risk. Any unexpected or sudden reversal of the fiscal policy underlying current interest rate levels could adversely affect the value of the Fund. There can be no guarantee that any particular government or central bank policy will be continued, discontinued or changed, nor that any such policy will have the desired effect on interest rates.

INVESTMENT IN INVESTMENT VEHICLES RISK—Investing in other investment vehicles, including ETFs, closed-end funds, affiliated short-term fixed income funds and other mutual funds, subjects the Fund to those risks affecting the investment vehicle, including the possibility that the value of the underlying securities held by the investment vehicle could decrease or the portfolio becomes illiquid. Moreover, the Fund and its shareholders will incur its pro rata share of the underlying vehicles' expenses, which will reduce the Fund's performance. In addition, investments in an ETF are subject to, among other risks, the risk that the ETF's shares may trade at a discount or premium relative to the NAV of the shares and the listing exchange may halt trading of the ETF's shares.

INVESTMENT IN LOANS RISK—Investing in loans involves special types of risks, including credit risk, interest rate risk, counterparty risk and prepayment risk. Loans may offer a fixed or floating interest rate. Loans are often generally below investment grade and may be unrated. Loans may be difficult to value and some can be subject to liquidity risk.

LARGE-CAPITALIZATION SECURITIES RISK—The Fund is subject to the risk that large-capitalization stocks may underperform other segments of the equity market or the equity market as a whole. Larger, more established companies may be unable to respond quickly to new competitive challenges such as changes in technology and may not be able to attain the high growth rate of smaller companies, especially during extended periods of economic expansion.

LEVERAGING RISK—The Fund achieves leveraged exposure to the underlying index through the use of derivative instruments. The more the Fund invests in leveraged instruments, the more this leverage will magnify any losses on those investments. The Fund's investment in these instruments generally requires a small investment relative to the amount of investment exposure assumed. As a result, such investments may give rise to losses that exceed the amount invested in those instruments. Since the Fund's investment strategy involves consistently applied leverage, the value of the Fund's shares will tend to increase or decrease more than the value of any increase or decrease in the underlying index. Leverage also will have the effect of magnifying tracking error.

LIQUIDITY AND VALUATION RISK—In certain circumstances, it may be difficult for the Fund to purchase and sell a particular investment within a reasonable time at a fair price, or the price at which it has been valued by the Advisor for purposes of the Fund's NAV, causing the Fund to be less liquid. While the Fund intends to invest in liquid securities and financial instruments, under certain market conditions, such as when trading in a particular investment has been halted temporarily by an exchange because the maximum price change of that investment has been realized, it may be difficult or impossible for the Fund to liquidate such investments. In addition, the ability of the Fund to assign an accurate daily value to certain investments may be difficult, and the Advisor may be required to fair value the investments.

MARKET RISK—The market value of the securities and derivatives held by the Fund may fluctuate over time in response to factors affecting individual companies or other factors such as changing economic, political or financial markets.

NON-DIVERSIFICATION RISK—The Fund is considered non-diversified and can invest a greater portion of its assets in securities of individual issuers than a diversified fund. As a result, changes in the market value of a single issuer's securities could cause greater fluctuations in the value of Fund shares than would occur in a diversified fund. The Fund may become diversified for periods of time solely as a result of changes in the composition of the underlying index (e.g., changes in the relative market capitalization or weights of one or more index component stocks).

OTC TRADING RISK—Certain of the derivatives in which the Fund may invest may be traded (and privately negotiated) in the OTC market. While the OTC derivatives market is the primary trading venue for many derivatives, it is largely unregulated and provides for less transparency than a national securities or commodities exchange. As a result and similar to other privately negotiated contracts, the Fund is subject to counterparty credit risk with respect to such derivatives contracts.

PASSIVE INVESTMENT RISK—The Fund is not actively managed and the Advisor does not attempt to take defensive positions in declining markets. Therefore, the Fund may be subject to greater losses in a declining market than a fund that is actively managed.

PORTFOLIO TURNOVER RISK—Periodic rebalancing of the Fund's holdings may lead to a greater number of portfolio transactions in the Fund than experienced by other mutual funds. Such frequent and active trading may lead to significantly higher transaction costs because of increased broker commissions associated with such transactions.

PREPAYMENT AND EXTENSION RISK—Prepayment risk is the risk that the principal on mortgage-backed securities, other asset-backed securities or any debt security with an embedded call option may be prepaid at any time, which could reduce the security's yield and market value. In the case of prepayment risk, if the investment is converted, prepaid or redeemed before maturity, the portfolio manager may not be able to invest the proceeds in other investments providing as high a level of income, resulting in a reduced yield to the Fund. The rate of prepayments tends to increase as interest rates fall, which could cause the average maturity of the portfolio to shorten. Conversely, extension risk is the risk that an unexpected rise in interest rates will extend the life of a mortgage- or asset-backed security beyond the prepayment time. If the Fund's investments are locked in at a lower interest rate for a longer period of time, the portfolio manager may be unable to capitalize on securities with higher interest rates or wider spreads.

REGULATORY AND LEGAL RISK—U.S. and non-U.S. governmental agencies and other regulators regularly implement additional regulations and legislators pass new laws that affect the investments held by the Fund, the strategies used by the Fund or the level of regulation or taxation applying to the Fund (such as regulations related to investments in derivatives and other transactions). These regulations and laws impact the investment strategies, performance, costs and operations of the Fund or taxation of shareholders.

REPURCHASE AGREEMENT RISK—The Fund's investment in repurchase agreements may be subject to market and credit risk with respect to the collateral securing the repurchase agreements. Investments in repurchase agreements also may be subject to the risk that the market value of the underlying obligations may decline prior to the expiration of the repurchase agreement term.

SECTOR RISK—The Fund is subject to the Sector Risks described below.

Consumer Staples Sector Risk. The Fund's investments are exposed to issuers conducting business in the Consumer Staples Sector. The Consumer Staples Sector includes manufacturers and distributors of food, beverages and tobacco and producers of non-durable household goods and personal products. It also includes food and drug retailing companies as well as hypermarkets and consumer super centers. The Fund is subject to the risk that the securities of such issuers will underperform the market as a whole due to legislative or regulatory changes, adverse market conditions and/or increased competition affecting the Consumer Staples Sector. The performance of companies operating in the Consumer Staples Sector has historically been closely tied to the performance of the overall economy, and also is affected by consumer confidence, demands and preferences, and spending. In addition, companies in the Consumer Staples Sector may be subject to risks pertaining to the supply of, demand for, and prices of raw materials.

Financials Sector Risk. The Fund's investments are exposed to issuers conducting business in the Financials Sector. The Financials Sector includes companies involved in banking, thrifts and mortgage finance, specialized finance, consumer finance, asset management and custody banks, investment banking and brokerage, and insurance. It also includes the Financial Exchanges & Data and Mortgage Real Estate Investment Trusts (REITs) sub-industries. Certain Financials Sector issuers serve as counterparties with which the Fund may enter into derivatives agreements or other similar contractual arrangements. The Fund is subject to the risk that the securities of such issuers will underperform the market as a whole due to legislative or regulatory changes, adverse market conditions and/or increased competition affecting the Financials Sector, which may adversely affect a company's ability to fulfill its obligations as a financial counterparty. Companies operating in the Financials Sector are subject to extensive government regulation, which may limit the financial commitments they can make and the interest rates and fees they can charge. Profitability is largely dependent on the availability and cost of capital funds, and may fluctuate significantly when interest rates change or due to increased competition.

Health Care Sector Risk. The Fund's investments are exposed to issuers conducting business in the Health Care Sector. The Health Care Sector includes health care providers and services, companies that manufacture and distribute health care equipment and supplies, and health care technology companies. It also includes companies involved in the research, development, production and marketing of pharmaceuticals and biotechnology products. The Fund is subject to the risk that the securities of such issuers will underperform the market as a whole due to legislative or regulatory changes, adverse market conditions and/or increased competition affecting the Health Care Sector. The prices of the securities of companies operating in the Health Care Sector are closely tied to government regulation and approval of their products and services, which can have a significant effect on the price and availability of those products and services.

Information Technology Sector Risk. The Fund's investments are exposed to issuers conducting business in the Information Technology Sector. The Information Technology Sector includes companies that offer software and information technology services, manufacturers and distributors of technology hardware and equipment such as communications equipment, cellular phones, computers and peripherals, electronic equipment and related instruments and semiconductors. The Fund is subject to the risk that the securities of such issuers will underperform the market as a whole due to legislative or regulatory changes, adverse market conditions and/or increased competition affecting the Information Technology Sector. The prices of the securities of companies operating in the Information Technology Sector are closely tied to market competition, increased sensitivity to short product cycles and aggressive pricing, and problems with bringing products to market.

SHAREHOLDER TRADING RISK—The Fund may be used as a tool for certain investors that employ trading strategies involving frequent trading. Such trading strategies may lead to increased portfolio turnover in the Fund, higher transaction costs, and the possibility of increased short-term capital gains (which will be taxable to shareholders as ordinary income when distributed to them) and/or long-term capital gains. Large movements of assets into and out of the Fund due to active or frequent trading also may adversely affect the Fund's ability to achieve its investment objective.

TEMPORARY DEFENSIVE INVESTMENT RISK—The Advisor generally does not attempt to take defensive positions in the Fund in declining markets. Therefore, the Fund may be subject to greater losses in a declining market than a fund that does take defensive positions in declining markets.

TRACKING ERROR RISK—The Advisor may not be able to cause the Fund's performance to correlate to that of the Fund's benchmark, either on a daily or aggregate basis. Factors such as Fund expenses, imperfect correlation between the Fund's investments and those of the underlying index, rounding of share prices, changes to the composition of the underlying index, regulatory policies, high portfolio turnover rate, and the use of leverage all contribute to tracking error. Tracking error may cause the Fund's performance to be less than you expect.

TRADING HALT RISK—The Fund typically will hold futures contracts and short-term options. The major exchanges on which these contracts are traded, such as the Chicago Mercantile Exchange, have established limits on how much the trading price of a futures contract or option may decline over various time periods within a day, and may halt trading in a contract that exceeds such limits. If a trading halt occurs, the Fund may temporarily be unable to purchase or sell certain securities, futures contracts or options. Such a trading halt near the time the Fund prices its shares may limit the Fund's ability to use leverage and fully invest its assets, which could increase tracking error and adversely affect performance, and may prevent the Fund from achieving its investment objective.

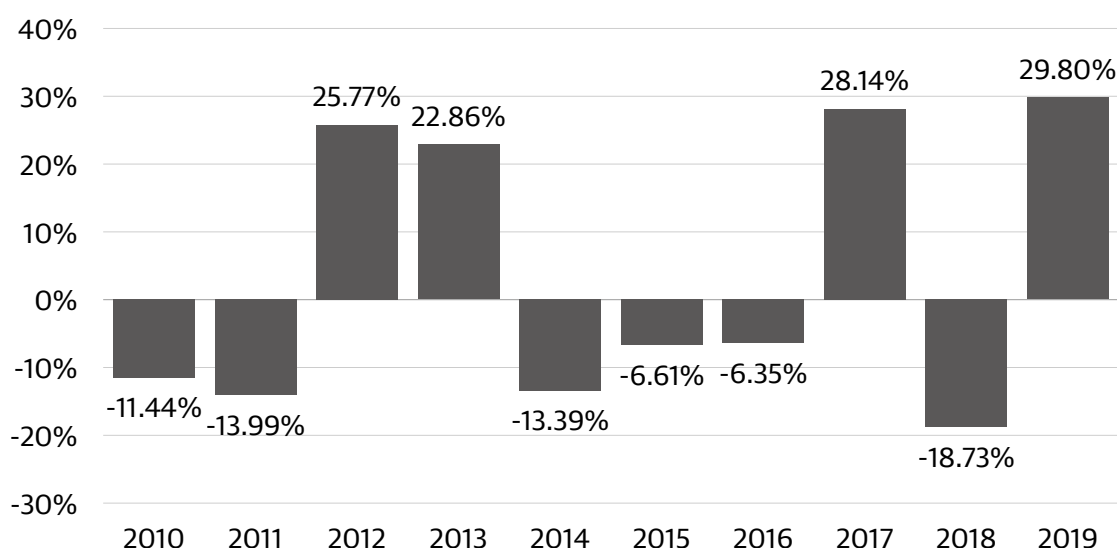
U.S. GOVERNMENT SECURITIES RISK—U.S. government securities may or may not be backed by the full faith and credit of the U.S. government. The value of U.S. government securities will fluctuate and such securities are subject to the risks associated with fixed-income and debt securities, particularly interest rate and credit risk.

PERFORMANCE INFORMATION

The following bar chart shows the performance of the Class H shares of the Fund from year to year. The variability of performance over time provides an indication of the risks of investing in the Fund. The following table shows the performance of the Class H shares of the Fund as an average over different periods of time in comparison to the performance of a broad-based market index. The figures in the bar chart and table assume the reinvestment of dividends and capital gains distributions. Of course, this past performance (before and after taxes) does not necessarily indicate how the Fund will perform in the future.

Updated performance information is available on the Fund's website at www.guggenheiminvestments.com or by calling 800.820.0888.

The performance information shown below for Class H shares is based on a calendar year. The year-to-date return for the period from January 1, 2020 through June 30, 2020 is -14.27%.



Highest Quarter Return
Q3 2010 24.37%

Lowest Quarter Return
Q3 2011 -27.52%

AVERAGE ANNUAL TOTAL RETURN (for periods ended December 31, 2019)

The after-tax returns presented in the table below are calculated using highest historical individual federal marginal income tax rates and do not reflect the impact of state and local taxes. Your actual after-tax returns will depend on your specific tax situation and may differ from those shown below. After-tax returns are not relevant to investors who hold shares of the Fund through tax-deferred arrangements, such as 401(k) plans or individual retirement accounts.

Class H	Past 1 Year	Past 5 Years	Past 10 Years
Return Before Taxes	29.80%	3.40%	1.88%
Return After Taxes on Distributions	29.54%	2.51%	1.42%
Return After Taxes on Distributions and Sale of Fund Shares	17.63%	2.18%	1.23%
STOXX Europe 50 [®] Index (reflects no deduction for fees, expenses or taxes)	25.06%	4.39%	3.69%

MANAGEMENT

INVESTMENT ADVISOR

Security Investors, LLC, which operates under the name Guggenheim Investments, serves as the investment adviser of the Fund.

PORTFOLIO MANAGERS

- **Michael P. Byrum**, CFA, Senior Vice President. Mr. Byrum has been associated with the Advisor since 1993.
- **Ryan A. Harder**, CFA, Portfolio Manager. Mr. Harder has been associated with the Advisor since 2004.

PURCHASE AND SALE OF FUND SHARES

The minimum initial investment amounts and minimum account balance requirements for Class H accounts held through a third party (e.g., a brokerage account) are typically:

- \$1,000 for retirement accounts
- \$2,500 for all other accounts

Accounts opened through a financial intermediary (non-direct) will be subject to your financial intermediary's minimum initial investment amount and account balance requirements, which may be different than the amounts above.

Class H accounts held directly at Guggenheim Investments (other than those that are managed by financial professionals) are subject to a minimum initial investment and account balance of \$5,000 (including retirement accounts).

Direct accounts managed by financial professionals are not subject to minimum initial investment and minimum account balance requirements.

There are no minimum amounts for subsequent investments in the Fund except for subsequent investments made via Automated Clearing House ("ACH").

The Fund reserves the right to modify its minimum account balance requirements at any time, with or without prior notice to you.

The Fund redeems its shares continuously and investors may sell their shares back to the Fund on any day that the New York Stock Exchange (the "NYSE") is open for business (a "Business Day"). You will ordinarily submit your transaction order through your financial intermediary or other securities dealers through which you opened your shareholder account or through Guggenheim Investments directly. The Fund also offers you the option to send redemption orders to Guggenheim Investments by mail, fax or telephone.

TAX INFORMATION

Fund distributions are generally taxable as ordinary income, qualified dividend income, or capital gains (or a combination thereof), unless your investment is in an IRA or other tax-advantaged retirement account. Investments through a tax-advantaged retirement account may be subject to taxation upon withdrawal.

PAYMENTS TO BROKER-DEALERS AND OTHER FINANCIAL INTERMEDIARIES

If you purchase the Fund through a broker-dealer or other financial intermediary (such as a bank), the Fund and its related companies may pay the intermediary for the sale of Fund shares and related services. These payments may create a conflict of interest by influencing the broker-dealer or other intermediary and your sales person to recommend the Fund over another investment. Ask your sales person or visit your financial intermediary's website for more information.

JAPAN 2X STRATEGY FUND

IMPORTANT INFORMATION ABOUT THE FUND

The Japan 2x Strategy Fund (the "Fund") is very different from most other mutual funds in that it seeks **leveraged** investment results. As a result, the Fund may be riskier than alternatives that do not use leverage because the performance of an investment in the Fund is magnified.

The effect of leverage on the Fund will generally cause the Fund's performance to not match the performance of the Fund's benchmark (as described below). This means the return of the Fund for a given period will be the result of each day's compounded returns over the period, which will very likely differ from twice the return of the Fund's underlying index (as defined below) for that period. As a consequence, especially in periods of market volatility, the path or trend of the benchmark during the longer period may be at least as important to the Fund's cumulative return for the longer period as the cumulative return of the benchmark for the relevant longer period. Further, the return for investors who invest for a period longer than a single trading day (as measured by the underlying index) will not be the product of the return of the Fund's stated investment goal (i.e., 2x) and the cumulative performance of the benchmark.

The Fund is not suitable for all investors. The Fund should be utilized only by investors who (a) understand the risks associated with the use of leverage, (b) understand the consequences of seeking leveraged investment results, and (c) intend to actively monitor and manage their investments. Investors who do not meet these criteria should not buy shares of the Fund. An investment in the Fund is not a complete investment program.

INVESTMENT OBJECTIVE

The Fund seeks to provide investment results that correlate, before fees and expenses, to the performance of a specific benchmark. The Fund's current benchmark is 200% of the fair value of the Nikkei 225 Stock Average Index (the "underlying index").

FEES AND EXPENSES OF THE FUND

This table describes the fees and expenses that you may pay if you buy and hold Class H shares of the Fund.

SHAREHOLDER FEES <i>(fees paid directly from your investment)</i>	N/A
ANNUAL FUND OPERATING EXPENSES <i>(expenses that you pay each year as a percentage of the value of your investment)</i>	
Management Fees	0.75%
Distribution (12b-1) Fees	0.25%
Other Expenses	0.63%
Acquired Fund Fees and Expenses	0.09%
Total Annual Fund Operating Expenses*	1.72%
Fee Waiver**	-0.05%
Total Annual Fund Operating Expenses After Fee Waiver*	1.67%

* The Total Annual Fund Operating Expenses and Total Annual Fund Operating Expenses After Fee Waiver in this fee table may not correlate to the expense ratios in the Fund's financial highlights and financial statements because the financial highlights and financial statements reflect only the operating expenses of the Fund and do not include Acquired Fund Fees and Expenses, which are fees and expenses incurred indirectly by the Fund through its investments in certain underlying investment companies.

** The Advisor has contractually agreed through August 1, 2021, to waive the amount of the Fund's management fee to the extent necessary to offset the proportionate share of any management fee paid by the Fund with respect to any Fund investment in an underlying fund for which the Advisor or any of its affiliates also serves as investment manager. The agreement may be terminated by the Advisor at the conclusion of any one-year term or by the Fund's Board of Trustees at any time, and when the Advisor ceases to serve as such.

EXAMPLE

This Example is intended to help you compare the cost of investing in the Fund with the cost of investing in other mutual funds.

The Example assumes that you invest \$10,000 in the Fund for the time periods indicated and then redeem all of your shares at the end of those periods. The Example also assumes that your investment has a 5% return each year and that the Fund's operating expenses remain the same. Although your actual costs may be higher or lower, based on these assumptions your costs would be:

1 Year	3 Years	5 Years	10 Years
\$170	\$537	\$929	\$2,026

PORTFOLIO TURNOVER

The Fund pays transaction costs, such as commissions, when it buys and sells securities (or "turns over" its portfolio). A higher portfolio turnover rate may indicate higher transaction costs and may result in higher taxes when Fund shares are held in a taxable account. These costs, which are not reflected in the Total Annual Fund Operating Expenses or the Example, affect the Fund's performance. During the most recent fiscal year, the Fund's portfolio turnover rate was 0% of the average value of its portfolio. The Fund's portfolio turnover rate is calculated without regard to cash instruments and most derivatives. If such instruments were included, the Fund's portfolio turnover rate might be significantly higher.

PRINCIPAL INVESTMENT STRATEGIES

The Fund employs as its investment strategy a program of investing in the common stock of companies that are generally within the capitalization range of the underlying index and derivative instruments, which primarily consist of equity index swaps and swaps on exchange-traded funds ("ETFs"), futures contracts (including currency futures), and options on securities, futures contracts, and stock indices. While the Fund may write (sell) and purchase swaps, it expects primarily to purchase swaps. Swap agreements and futures and options contracts, if used properly, may enable the Fund to meet its objective by increasing the Fund's exposure to the securities included in the underlying index or to securities whose performance is highly correlated to that of the Fund's benchmark. The Advisor attempts to consistently apply leverage to increase the Fund's exposure to 200% of the underlying index, and expects to rebalance the Fund's holdings daily to maintain such exposure. The Fund also has 200% exposure to the Japanese yen. If the U.S. dollar rises in value against the Japanese yen, a security denominated in Japanese yen will be worth less in U.S. dollars, and if the U.S. dollar decreases in value against the Japanese yen, a security denominated in Japanese yen will be worth more in U.S. dollars. As a result, the Fund's use of derivatives and the leveraged investment exposure created by such use are expected to be significant. Certain of the Fund's derivatives investments may be traded in the over-the-counter ("OTC") market. The Fund also may invest in American Depositary Receipts ("ADRs") to gain exposure to the Fund's benchmark. Under normal circumstances, the Fund will invest at least 80% of its net assets, plus any borrowings for investment purposes, in securities of companies in the underlying index and derivatives and other instruments whose performance is expected to correspond to that of the Fund's benchmark.

Investments in derivative instruments, such as futures, options and swap agreements, have the economic effect of creating financial leverage in the Fund's portfolio because such investments may give rise to losses that exceed the amount the Fund has invested in those instruments. Financial leverage will magnify, sometimes significantly, the Fund's exposure to any increase or decrease in prices associated with a particular reference asset resulting in increased volatility in the value of the Fund's portfolio. The value of the Fund's portfolio is likely to experience greater volatility over short-term periods. While such financial leverage has the potential to produce greater gains, it also may result in greater losses, which in some cases may cause the Fund to liquidate other portfolio investments at a loss to comply with limits on leverage and asset segregation requirements imposed by the Investment Company Act of 1940 or to meet redemption requests.

The Nikkei 225 Stock Average Index is a price-weighted average of 225 top-rated Japanese companies listed on the First Section of the Tokyo Stock Exchange that are selected to be both highly liquid and representative of Japan's industrial structure. As of June 30, 2020, the Nikkei 225 Stock Average Index included companies with small, medium and large capitalizations ranging from \$189.8 million to \$173.4 billion. The Fund's investment in instruments denominated in foreign currencies exposes the Fund to the risk of fluctuations in the value of such currency in comparison to the U.S. dollar. The Fund generally does not intend to hedge such foreign currency exposure. To the

extent the Fund's underlying index is concentrated in a particular industry the Fund will necessarily be concentrated in that industry. The industries in which the underlying index components, and thus the Fund's investments, may be concentrated will vary as the composition of the underlying index changes over time. While the Fund's sector exposure may vary over time, as of June 30, 2020, the Fund has significant exposure to the Communication Services Sector, Consumer Discretionary Sector, Consumer Staples Sector, Health Care Sector, Industrials Sector, Information Technology Sector, and Materials Sector, as each sector is defined by the Global Industry Classification Standard, a widely recognized industry classification methodology developed by MSCI, Inc. and Standard & Poor's Financial Services LLC.

On a day-to-day basis, the Fund may hold U.S. government securities or cash equivalents. The Fund also may enter into repurchase agreements with counterparties that are deemed to present acceptable credit risks. In an effort to ensure that the Fund is fully invested on a day-to-day basis, the Fund may conduct any necessary trading activity at or just prior to the close of the U.S. financial markets. The Fund is non-diversified and, therefore, may invest a greater percentage of its assets in a particular issuer in comparison to a diversified fund.

The Fund may invest a portion of its assets, and at times, a substantial portion of its assets, in other short-term fixed-income investment companies advised by the Advisor, or an affiliate of the Advisor, for various purposes, including for liquidity management purposes (e.g., to increase yield on liquid investments used to collateralize derivatives positions) or when such investment companies present a more cost-effective investment option than direct investments in the underlying securities. Investments in these investment companies will significantly increase the portfolio's exposure to certain other asset categories, including: (i) a broad range of high yield, high risk debt securities rated below the top four long-term rating categories by a nationally recognized statistical rating organization or, if unrated, determined by the Advisor to be of comparable quality (also known as "junk bonds"); (ii) securities issued by the U.S. government or its agencies and instrumentalities; (iii) collateralized loan obligations ("CLOs"), other asset-backed securities (including mortgage-backed securities) and similarly structured debt investments; and (iv) other short-term fixed income securities. Such investments will expose the Fund to the risks of these asset categories and increases or decreases in the value of these investments may cause the Fund to deviate from its investment objective.

PRINCIPAL RISKS

As with all mutual funds, a shareholder is subject to the risk that his or her investment could lose money. In addition to this risk, the Fund is subject to the principal risks described below.

ASSET-BACKED AND MORTGAGE-BACKED SECURITIES RISK—Through its investments in other investment companies, the Fund may have exposure to asset-backed securities, including mortgage-backed securities and structured finance investments. Investors in these securities generally receive payments that are part interest and part return of principal. These payments may vary based on the rate at which the underlying borrowers pay off their loans. Some asset-backed securities, including mortgage-backed securities, may have structures that make their reaction to interest rates and other factors difficult to predict, making their prices very volatile and they are subject to liquidity risk. The terms of many structured finance investments and other instruments are tied to the London Interbank Offered Rate ("LIBOR"), which functions as a reference rate or benchmark. It is anticipated that LIBOR will be discontinued at the end of 2021, which may cause increased volatility and illiquidity in the markets for instruments with terms tied to LIBOR or other adverse consequences for these instruments. These events may adversely affect the Fund and its investments in such instruments.

CLO RISK—Through its investments in other investment companies, the Fund may have exposure to CLOs. A CLO is a trust typically collateralized by a pool of loans, which may include, among others, domestic and foreign senior secured loans, senior unsecured loans, and subordinate corporate loans, including loans that may be rated below investment grade or equivalent unrated loans. The cash flows from the trust are split into two or more portions, called tranches, varying in risk and yield. CLO tranches can experience substantial losses due to actual defaults, increased sensitivity to defaults due to collateral default and disappearance of protecting tranches, market anticipation of defaults, as well as aversion to CLO securities as a class. The risks of an investment in a CLO depend largely on the type of the collateral securities and the class of the CLO in which the Fund invests.

COMPOUNDING RISK—In addition to the correlation risks described under "Correlation Risk," the Fund's returns are subject to the effects of compounding, which generally will cause the Fund's performance to not correlate to the performance of the benchmark over periods greater than a single day (as measured by the underlying index), before accounting for fees and fund expenses. Compounded returns are the result of reinvesting daily returns over periods

greater than a single day. The Fund's compounded returns for periods greater than a single day will be different than the performance of the benchmark over the same period. The effects of compounding on the performance of the Fund will be more pronounced when the underlying index experiences increased volatility, the greater the leverage employed in the Fund, and over longer holding periods.

Compounding affects the performance of all investments over time, but has a more significant effect on a leveraged index fund because the magnified changes in performance produced by the use of leverage lead to greater increases and decreases in the fund's daily returns which are then compounded over time. The effects of compounding, therefore, have a more significant effect on the Fund because it seeks to match a multiple of the performance of the Fund's underlying index.

Fund performance for periods greater than one day can be estimated given any set of assumptions for the following factors: (a) underlying index performance; (b) underlying index volatility; (c) financing rates associated with leverage; (d) other Fund expenses; (e) dividends or interest paid by companies in the underlying index; and (f) period of time. The table below illustrates the impact of two principal factors - volatility and index performance - on Fund performance. The table shows estimated Fund returns for a number of combinations of performance and volatility over a one-year period. Performance shown in the table assumes: (a) no dividends paid by the companies included in the underlying index; (b) no Fund expenses; and (c) a cost of leverage of zero percent. If Fund expenses, including the cost of leverage, were included, the Fund's performance would be lower than shown.

Areas shaded lighter represent those scenarios where the Fund can be expected to return more than twice the performance of the underlying index; conversely, areas shaded darker represent those scenarios where the Fund can be expected to return less than twice the performance of the underlying index.

Index Performance		Annualized Volatility				
1x	2x	10%	25%	50%	75%	100%
-60%	-120%	-84%	-85%	-88%	-91%	-94%
-50%	-100%	-75%	-77%	-81%	-86%	-91%
-40%	-80%	-65%	-66%	-72%	-80%	-87%
-30%	-60%	-52%	-54%	-62%	-72%	-82%
-20%	-40%	-37%	-41%	-49%	-64%	-78%
-10%	-20%	-20%	-24%	-37%	-55%	-71%
0%	0%	-1%	-5%	-22%	-43%	-65%
10%	20%	19%	14%	-5%	-31%	-58%
20%	40%	42%	36%	11%	-15%	-47%
30%	60%	67%	59%	32%	-3%	-38%
40%	80%	93%	84%	52%	11%	-28%
50%	100%	122%	111%	76%	28%	-20%
60%	120%	154%	140%	100%	44%	-10%

The underlying index's annualized historical volatility rate for the five-year period ended June 30, 2020 is 14.56%. The underlying index's highest one-year volatility rate during the five-year period is 19.15%. The underlying index's annualized performance for the five-year period ended June 30, 2020 is 6.65%.

Historical underlying index volatility and performance are not indications of what the underlying index volatility and performance will be in the future. The table is intended to isolate the effects of the underlying index volatility and index performance on the return of the Fund, and underscore that the Fund is designed as a short-term trading vehicle for investors who intend to actively monitor and manage their portfolios.

CORRELATION RISK—A number of factors may affect the Fund's ability to achieve a high degree of correlation with its benchmark, including instances in which the Fund does not hold or have exposure to each component security of the underlying index and the effect of compounding on the Fund's returns, and there can be no guarantee that the Fund will achieve a high degree of correlation. Failure to achieve a high degree of correlation may prevent the Fund from achieving its investment objective. The Fund does not attempt to, and should not be expected to, provide returns

on a daily basis that match the performance of the Fund's benchmark. The risk of the Fund not achieving a high degree of correlation with its benchmark will be more acute when the underlying index has an extreme one-day movement approaching 50%. **In addition, as a result of compounding, the Fund's performance for periods greater than a single day (as measured by the underlying index) is likely to be either greater than or less than the performance of the underlying index times the stated multiple in the Fund's investment objective, before accounting for Fund fees and expenses.**

COUNTERPARTY CREDIT RISK—The Fund may invest in financial instruments involving counterparties that attempt to gain exposure to a particular group of securities, index or asset class without actually purchasing those securities or investments, or to hedge a position. The Fund's use of such financial instruments, including swap agreements, involves risks that are different from those associated with ordinary portfolio securities transactions. For example, the Fund is exposed to the risk that the counterparty may be unwilling or unable to make timely payments to meet its contractual obligations or may fail to return holdings that are subject to the agreement with the counterparty. If the counterparty becomes bankrupt or defaults on its payment obligations to the Fund, the Fund may not receive the full amount that it is entitled to receive. If this occurs, the value of your shares in the Fund will decrease.

CREDIT RISK—The Fund could lose money if the debt securities or other instruments in which it invests decline in price, or the issuer or guarantor of such instrument fails to pay interest or principal when due because the issuer or guarantor of the instrument experiences an actual or perceived decline in its financial status. Generally, credit risk is increased when a portfolio security is downgraded or the perceived creditworthiness of the issuer or guarantor deteriorates, though the effect of any credit rating downgrade can be uncertain. To the extent the Fund invests in below investment grade instruments, it will be exposed to a greater amount of credit risk than a fund which only invests in investment grade securities. In addition, to the extent the Fund uses credit derivatives, such use will expose it to additional risk in the event that the bonds underlying the derivatives default. The degree of credit risk depends on the issuer's or guarantor's financial condition and on the terms of the instruments.

CURRENCY RISK—Direct and Indirect exposure to foreign currencies subjects the Fund to the risk that those currencies will decline in value relative to the U.S. dollar or, in the case of short positions, that the U.S. dollar will decline in value relative to the currency being hedged. Currency exchange rates in foreign countries may fluctuate significantly over short periods of time for a number of reasons, including changes in interest rates, the imposition of currency controls, or other political, economic and social developments in the U.S. or abroad. In particular, the Fund will have direct and indirect exposure to the yen. The Fund also may incur transaction costs in connection with conversions between foreign currencies.

DEPOSITARY RECEIPT RISK—The Fund may hold the securities of non-U.S. companies in the form of ADRs. The underlying securities of the ADRs in the Fund's portfolio are subject to fluctuations in foreign currency exchange rates that may affect the value of the Fund's portfolio. In addition, the value of the securities underlying the ADRs may change materially when the U.S. markets are not open for trading. Investments in the underlying foreign securities also involve political and economic risks distinct from those associated with investing in the securities of U.S. issuers.

DERIVATIVES RISK—The Fund's investments in derivatives may pose risks in addition to and greater than those associated with investing directly in securities or other investments, including risks relating to leverage, imperfect correlations with underlying investments or the Fund's other portfolio holdings, high price volatility, lack of availability, counterparty credit, liquidity, valuation and legal restrictions. Their use is a highly specialized activity that involves investment techniques and risks different from those associated with ordinary portfolio securities transactions. If the Advisor is incorrect about its expectations of market conditions, the use of derivatives could also result in a loss, which in some cases may be unlimited. Certain risks are specific to the derivatives in which the Fund invests.

SWAP AGREEMENTS RISK—Swap agreements are contracts among the Fund and a counterparty to exchange the return of the pre-determined underlying investment (such as the rate of return of the underlying index). Swap agreements may be negotiated bilaterally and traded OTC between two parties or, in some instances, must be transacted through a futures commission merchant and cleared through a clearinghouse that serves as a central counterparty. Risks associated with the use of swap agreements are different from those associated with ordinary portfolio securities transactions, due in part to the fact they could be considered illiquid and many swaps trade on the OTC market. Swaps are particularly subject to counterparty credit, correlation, valuation, liquidity and leveraging risks. Certain standardized swaps are subject to mandatory central clearing. Central

clearing is expected to reduce counterparty credit risk and increase liquidity, but central clearing does not make swap transactions risk-free.

FUTURES CONTRACTS RISK—Futures contracts are typically exchange-traded contracts that call for the future delivery of an asset at a certain price and date, or cash settlement of the terms of the contract. Risks of futures contracts may be caused by an imperfect correlation between movements in the price of the instruments and the price of the underlying securities. In addition, there is the risk that the Fund may not be able to enter into a closing transaction because of an illiquid market. Exchanges can limit the number of positions that can be held or controlled by the Fund or the Advisor, thus limiting the ability to implement the Fund's strategies. Futures markets are highly volatile and the use of futures may increase the volatility of the Fund's net asset value ("NAV"). Futures also are subject to leverage risks and to liquidity risk.

OPTIONS CONTRACTS RISK—Options or options on futures contracts give the holder of the option the right to buy (or to sell) a position in a security or in a contract to the writer of the option, at a certain price. They are subject to correlation risk because there may be an imperfect correlation between the options and the securities markets that cause a given transaction to fail to achieve its objectives. The successful use of options depends on the Advisor's ability to correctly predict future price fluctuations and the degree of correlation between the options and securities markets. Exchanges can limit the number of positions that can be held or controlled by the Fund or the Advisor, thus limiting the ability to implement the Fund's strategies. Options also are particularly subject to leverage risk and can be subject to liquidity risk.

EARLY CLOSING RISK—The Fund is subject to the risk that unanticipated early closings of securities exchanges and other financial markets may result in the Fund's inability to buy or sell securities or other financial instruments on that day and may cause the Fund to incur substantial trading losses.

EQUITY RISK—The Fund is subject to the risk that the value of the equity securities and equity-based derivatives in the Fund's portfolio will decline due to volatility in the equity market caused by general market and economic conditions, perceptions regarding particular industries represented in the equity market, or factors relating to specific companies to which the Fund has investment exposure.

FOREIGN ISSUER EXPOSURE RISK—The Fund may invest in securities of foreign companies directly, or in financial instruments that are indirectly linked to the performance of foreign issuers. The Fund's investments in foreign securities and foreign issuers are subject to additional risks in comparison to U.S. securities and U.S. issuers, including currency fluctuations, adverse political and economic developments, unreliable or untimely information, less liquidity, limited legal recourse and higher transactional costs.

GEOGRAPHIC CONCENTRATION IN JAPAN RISK—Targeting Japan could hurt the Fund's performance if Japan's economy performs poorly as a result of political and economic conditions that affect the Japanese market. Japanese stocks tend to be more volatile than their U.S. counterparts, for reasons ranging from political and economic uncertainties, to a higher risk that essential information may be incomplete or erroneous. The Fund may be more volatile than a geographically diversified equity fund.

HIGH YIELD AND UNRATED SECURITIES RISK—The Fund's exposure to higher yielding, below investment grade and unrated high risk debt securities (commonly known as "junk bonds") may present additional risk because these securities may be less liquid and present greater credit risk than investment grade bonds. The price of high yield securities tends to be subject to greater volatility due to issuer-specific operating results and outlook and to real or perceived adverse economic and competitive industry conditions. This exposure may be obtained through investments in other investment companies.

INDUSTRY CONCENTRATION RISK—The Fund may concentrate (*i.e.*, invest more than 25% of its net assets) its investments in a limited number of issuers conducting business in the same industry or group of related industries. To the extent the Fund does so, the Fund is more vulnerable to adverse market, economic, regulatory, political or other developments affecting that industry or group of related industries than a fund that invests its assets more broadly. The industries in which the underlying index components, and thus the Fund's assets, may be concentrated will vary as the composition of the underlying index changes over time.

INTEREST RATE RISK—The market value of fixed income investments and related financial instruments will change in response to interest rate changes. During periods of falling interest rates, the values of fixed income securities generally rise. Conversely, during periods of rising interest rates, the values of such securities generally decline. Securities with greater interest rate sensitivity and longer maturities generally are subject to greater fluctuations in value. The Fund may invest in variable and floating rate securities. Although these instruments are generally less sensitive to interest rate changes than fixed rate instruments, the value of floating rate and variable securities may decline if their interest rates do not rise as quickly, or as much, as general interest rates. Changes in government or central bank policy, including changes in tax policy or changes in a central bank's implementation of specific policy goals, may have a substantial impact on interest rates, and could have an adverse effect on prices for fixed income securities and on the performance of the Fund. In particular, interest rates in the U.S. are at or near historically low levels and as a result, fixed income securities markets may experience heightened levels of interest rate risk. Any unexpected or sudden reversal of the fiscal policy underlying current interest rate levels could adversely affect the value of the Fund. There can be no guarantee that any particular government or central bank policy will be continued, discontinued or changed, nor that any such policy will have the desired effect on interest rates.

INVESTMENT IN INVESTMENT VEHICLES RISK—Investing in other investment vehicles, including ETFs, closed-end funds, affiliated short-term fixed income funds and other mutual funds, subjects the Fund to those risks affecting the investment vehicle, including the possibility that the value of the underlying securities held by the investment vehicle could decrease or the portfolio becomes illiquid. Moreover, the Fund and its shareholders will incur its pro rata share of the underlying vehicles' expenses, which will reduce the Fund's performance. In addition, investments in an ETF are subject to, among other risks, the risk that the ETF's shares may trade at a discount or premium relative to the NAV of the shares and the listing exchange may halt trading of the ETF's shares.

INVESTMENT IN LOANS RISK—Investing in loans involves special types of risks, including credit risk, interest rate risk, counterparty risk and prepayment risk. Loans may offer a fixed or floating interest rate. Loans are often generally below investment grade and may be unrated. Loans may be difficult to value and some can be subject to liquidity risk.

LARGE-CAPITALIZATION SECURITIES RISK—The Fund is subject to the risk that large-capitalization stocks may underperform other segments of the equity market or the equity market as a whole. Larger, more established companies may be unable to respond quickly to new competitive challenges such as changes in technology and may not be able to attain the high growth rate of smaller companies, especially during extended periods of economic expansion.

LEVERAGING RISK—The Fund achieves leveraged exposure to the underlying index through the use of derivative instruments. The more the Fund invests in leveraged instruments, the more this leverage will magnify any losses on those investments. The Fund's investment in these instruments generally requires a small investment relative to the amount of investment exposure assumed. As a result, such investments may give rise to losses that exceed the amount invested in those instruments. Since the Fund's investment strategy involves consistently applied leverage, the value of the Fund's shares will tend to increase or decrease more than the value of any increase or decrease in the underlying index. Leverage also will have the effect of magnifying tracking error.

LIQUIDITY AND VALUATION RISK—In certain circumstances, it may be difficult for the Fund to purchase and sell a particular investment within a reasonable time at a fair price, or the price at which it has been valued by the Advisor for purposes of the Fund's NAV, causing the Fund to be less liquid. While the Fund intends to invest in liquid securities and financial instruments, under certain market conditions, such as when trading in a particular investment has been halted temporarily by an exchange because the maximum price change of that investment has been realized, it may be difficult or impossible for the Fund to liquidate such investments. In addition, the ability of the Fund to assign an accurate daily value to certain investments may be difficult, and the Advisor may be required to fair value the investments.

MARKET RISK—The market value of the securities and derivatives held by the Fund may fluctuate over time in response to factors affecting individual companies or other factors such as changing economic, political or financial markets.

MID-CAPITALIZATION SECURITIES RISK—The Fund is subject to the risk that medium-capitalization stocks may underperform other segments of the equity market or the equity market as a whole. Securities of medium-capitalization companies may experience more price volatility, greater spreads between their bid and ask prices, lower

trading volumes, and cyclical or static growth prospects. Medium-capitalization companies often have limited product lines, markets or financial resources, and may therefore be more vulnerable to adverse developments than larger capitalization companies.

NON-DIVERSIFICATION RISK—The Fund is considered non-diversified and can invest a greater portion of its assets in securities of individual issuers than a diversified fund. As a result, changes in the market value of a single issuer's securities could cause greater fluctuations in the value of Fund shares than would occur in a diversified fund. The Fund may become diversified for periods of time solely as a result of changes in the composition of the underlying index (e.g., changes in the relative market capitalization or weights of one or more index component stocks).

OTC TRADING RISK—Certain of the derivatives in which the Fund may invest may be traded (and privately negotiated) in the OTC market. While the OTC derivatives market is the primary trading venue for many derivatives, it is largely unregulated and provides for less transparency than a national securities or commodities exchange. As a result and similar to other privately negotiated contracts, the Fund is subject to counterparty credit risk with respect to such derivatives contracts.

PASSIVE INVESTMENT RISK—The Fund is not actively managed and the Advisor does not attempt to take defensive positions in declining markets. Therefore, the Fund may be subject to greater losses in a declining market than a fund that is actively managed.

PORTFOLIO TURNOVER RISK—Periodic rebalancing of the Fund's holdings may lead to a greater number of portfolio transactions in the Fund than experienced by other mutual funds. Such frequent and active trading may lead to significantly higher transaction costs because of increased broker commissions associated with such transactions.

PREPAYMENT AND EXTENSION RISK—Prepayment risk is the risk that the principal on mortgage-backed securities, other asset-backed securities or any debt security with an embedded call option may be prepaid at any time, which could reduce the security's yield and market value. In the case of prepayment risk, if the investment is converted, prepaid or redeemed before maturity, the portfolio manager may not be able to invest the proceeds in other investments providing as high a level of income, resulting in a reduced yield to the Fund. The rate of prepayments tends to increase as interest rates fall, which could cause the average maturity of the portfolio to shorten. Conversely, extension risk is the risk that an unexpected rise in interest rates will extend the life of a mortgage- or asset-backed security beyond the prepayment time. If the Fund's investments are locked in at a lower interest rate for a longer period of time, the portfolio manager may be unable to capitalize on securities with higher interest rates or wider spreads.

REGULATORY AND LEGAL RISK—U.S. and non-U.S. governmental agencies and other regulators regularly implement additional regulations and legislators pass new laws that affect the investments held by the Fund, the strategies used by the Fund or the level of regulation or taxation applying to the Fund (such as regulations related to investments in derivatives and other transactions). These regulations and laws impact the investment strategies, performance, costs and operations of the Fund or taxation of shareholders.

REPURCHASE AGREEMENT RISK—The Fund's investment in repurchase agreements may be subject to market and credit risk with respect to the collateral securing the repurchase agreements. Investments in repurchase agreements also may be subject to the risk that the market value of the underlying obligations may decline prior to the expiration of the repurchase agreement term.

SECTOR RISK—The Fund is subject to the Sector Risks described below.

Communication Services Sector Risk. The Fund's investments are exposed to issuers conducting business in the Communication Services Sector. The Communication Services Sector includes companies that facilitate communication and offer related content and information through various mediums. It includes telecom and media & entertainment companies including producers of interactive gaming products and companies engaged in content and information creation or distribution through proprietary platforms. The Fund is subject to the risk that the securities of such issuers will underperform the market as a whole due to legislative or regulatory changes, adverse market conditions and/or increased competition affecting the Communication Services Sector. The performance of companies operating in the Communication Services Sector has historically been closely tied to the performance of the overall economy, and also is affected by economic

growth, consumer confidence, attitudes and spending. Increased sensitivity to short product cycles and aggressive pricing, challenges in bringing products to market and changes in demographics and consumer tastes also can affect the demand for, and success of, communication services products and services in the marketplace.

Consumer Discretionary Sector Risk. The Fund's investments are exposed to issuers conducting business in the Consumer Discretionary Sector. The manufacturing segment of the Consumer Discretionary Sector includes automotive, household durable goods, leisure equipment and textiles and apparel. The services segment includes hotels, restaurants and other leisure facilities, media production and services, and consumer retailing and services. The Fund is subject to the risk that the securities of such issuers will underperform the market as a whole due to legislative or regulatory changes, adverse market conditions and/or increased competition affecting the Consumer Discretionary Sector. The performance of companies operating in the Consumer Discretionary Sector has historically been closely tied to the performance of the overall economy, and also is affected by economic growth, consumer confidence, attitudes and spending. Changes in demographics and consumer tastes also can affect the demand for, and success of, consumer products and services in the marketplace. Moreover, the Consumer Discretionary Sector encompasses those businesses that tend to be the most sensitive to economic cycles.

Consumer Staples Sector Risk. The Fund's investments are exposed to issuers conducting business in the Consumer Staples Sector. The Consumer Staples Sector includes manufacturers and distributors of food, beverages and tobacco and producers of non-durable household goods and personal products. It also includes food and drug retailing companies as well as hypermarkets and consumer super centers. The Fund is subject to the risk that the securities of such issuers will underperform the market as a whole due to legislative or regulatory changes, adverse market conditions and/or increased competition affecting the Consumer Staples Sector. The performance of companies operating in the Consumer Staples Sector has historically been closely tied to the performance of the overall economy, and also is affected by consumer confidence, demands and preferences, and spending. In addition, companies in the Consumer Staples Sector may be subject to risks pertaining to the supply of, demand for, and prices of raw materials.

Health Care Sector Risk. The Fund's investments are exposed to issuers conducting business in the Health Care Sector. The Health Care Sector includes health care providers and services, companies that manufacture and distribute health care equipment and supplies, and health care technology companies. It also includes companies involved in the research, development, production and marketing of pharmaceuticals and biotechnology products. The Fund is subject to the risk that the securities of such issuers will underperform the market as a whole due to legislative or regulatory changes, adverse market conditions and/or increased competition affecting the Health Care Sector. The prices of the securities of companies operating in the Health Care Sector are closely tied to government regulation and approval of their products and services, which can have a significant effect on the price and availability of those products and services.

Industrials Sector Risk. The Fund's investments are exposed to issuers conducting business in the Industrials Sector. The Industrials Sector includes manufacturers and distributors of capital goods such as aerospace and defense, building projects, electrical equipment and machinery, and companies that offer construction and engineering services. It also includes providers of commercial and professional services including printing, environmental and facilities services, office services and supplies, security and alarm services, human resource and employment services, and research and consulting services. It also includes companies that provide transportation services. The Fund is subject to the risk that the securities of such issuers will underperform the market as a whole due to legislative or regulatory changes, adverse market conditions and/or increased competition affecting the Industrials Sector. The prices of the securities of companies operating in the Industrials Sector may fluctuate due to the level and volatility of commodity prices, the exchange value of the dollar, import controls, worldwide competition, liability for environmental damage, depletion of resources, and mandated expenditures for safety and pollution control devices.

Information Technology Sector Risk. The Fund's investments are exposed to issuers conducting business in the Information Technology Sector. The Information Technology Sector includes companies that offer software and information technology services, manufacturers and distributors of technology hardware and equipment such as communications equipment, cellular phones, computers and peripherals, electronic equipment and related instruments and semiconductors. The Fund is subject to the risk that the securities

of such issuers will underperform the market as a whole due to legislative or regulatory changes, adverse market conditions and/or increased competition affecting the Information Technology Sector. The prices of the securities of companies operating in the Information Technology Sector are closely tied to market competition, increased sensitivity to short product cycles and aggressive pricing, and problems with bringing products to market.

Materials Sector Risk. The Fund's investments are exposed to issuers conducting business in the Materials Sector. The Materials Sector includes companies that manufacture chemicals, construction materials, glass, paper, forest products and related packaging products, and metals, minerals and mining companies, including producers of steel. The Fund is subject to the risk that the securities of such issuers will underperform the market as a whole due to legislative or regulatory changes, adverse market conditions and/or increased competition affecting the Materials Sector. The prices of the securities of companies operating in the Materials Sector may fluctuate widely due to the level and volatility of commodity prices, the exchange value of the U.S. dollar, import controls, worldwide competition, liability for environmental damage, depletion of resources, and mandated expenditures for safety and pollution control devices.

SHAREHOLDER TRADING RISK—The Fund may be used as a tool for certain investors that employ trading strategies involving frequent trading. Such trading strategies may lead to increased portfolio turnover in the Fund, higher transaction costs, and the possibility of increased short-term capital gains (which will be taxable to shareholders as ordinary income when distributed to them) and/or long-term capital gains. Large movements of assets into and out of the Fund due to active or frequent trading also may adversely affect the Fund's ability to achieve its investment objective.

SMALL-CAPITALIZATION SECURITIES RISK—The Fund is subject to the risk that small-capitalization stocks may underperform other segments of the equity market or the equity market as a whole. Small-capitalization companies may be more vulnerable than larger, more established organizations to adverse business or economic developments. Securities of small-capitalization companies may experience much more price volatility, greater spreads between their bid and ask prices, significantly lower trading volumes, and cyclical or static growth prospects. Small-capitalization companies often have limited product lines, markets or financial resources, and may therefore be more vulnerable to adverse developments than larger capitalization companies.

TEMPORARY DEFENSIVE INVESTMENT RISK—The Advisor generally does not attempt to take defensive positions in the Fund in declining markets. Therefore, the Fund may be subject to greater losses in a declining market than a fund that does take defensive positions in declining markets.

TRACKING ERROR RISK—The Advisor may not be able to cause the Fund's performance to correlate to that of the Fund's benchmark, either on a daily or aggregate basis. Factors such as Fund expenses, imperfect correlation between the Fund's investments and those of the underlying index, rounding of share prices, changes to the composition of the underlying index, regulatory policies, high portfolio turnover rate, and the use of leverage all contribute to tracking error. Tracking error may cause the Fund's performance to be less than you expect.

TRADING HALT RISK—The Fund typically will hold futures contracts and short-term options. The major exchanges on which these contracts are traded, such as the Chicago Mercantile Exchange, have established limits on how much the trading price of a futures contract or option may decline over various time periods within a day, and may halt trading in a contract that exceeds such limits. If a trading halt occurs, the Fund may temporarily be unable to purchase or sell certain securities, futures contracts or options. Such a trading halt near the time the Fund prices its shares may limit the Fund's ability to use leverage and fully invest its assets, which could increase tracking error and adversely affect performance, and may prevent the Fund from achieving its investment objective.

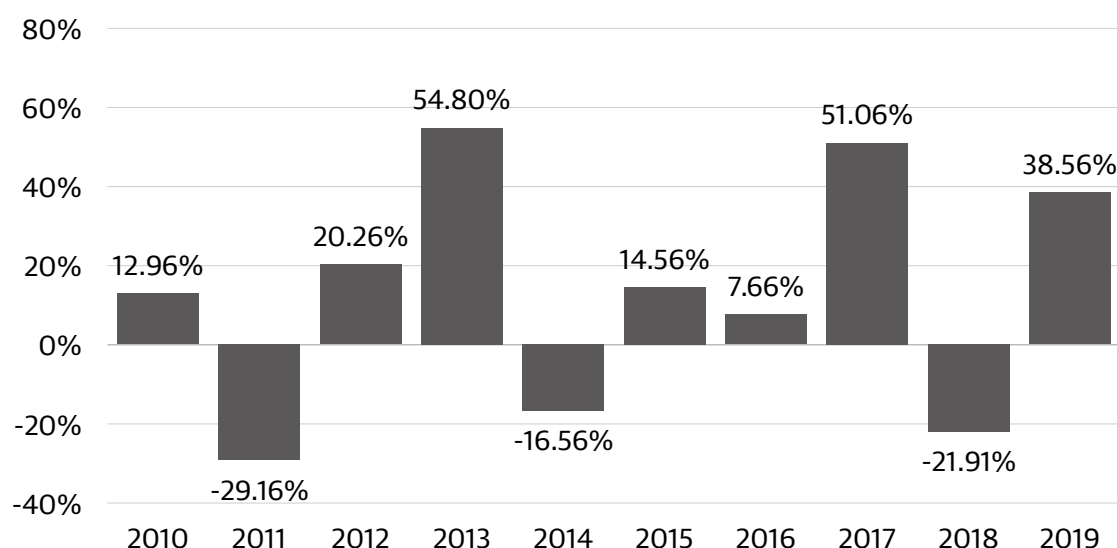
U.S. GOVERNMENT SECURITIES RISK—U.S. government securities may or may not be backed by the full faith and credit of the U.S. government. The value of U.S. government securities will fluctuate and such securities are subject to the risks associated with fixed-income and debt securities, particularly interest rate and credit risk.

PERFORMANCE INFORMATION

The following bar chart shows the performance of the Class H shares of the Fund from year to year. The variability of performance over time provides an indication of the risks of investing in the Fund. The following table shows the performance of the Class H shares of the Fund as an average over different periods of time in comparison to the performance of a broad-based market index. The figures in the bar chart and table assume the reinvestment of dividends and capital gains distributions. Of course, this past performance (before and after taxes) does not necessarily indicate how the Fund will perform in the future.

Updated performance information is available on the Fund's website at www.guggenheiminvestments.com or by calling 800.820.0888.

The performance information shown below for Class H shares is based on a calendar year. The year-to-date return for the period from January 1, 2020 through June 30, 2020 is -14.17%.



Highest Quarter Return
Q1 2012 26.04%

Lowest Quarter Return
Q4 2018 -28.45%

AVERAGE ANNUAL TOTAL RETURN (for periods ended December 31, 2019)

The after-tax returns presented in the table below are calculated using highest historical individual federal marginal income tax rates and do not reflect the impact of state and local taxes. Your actual after-tax returns will depend on your specific tax situation and may differ from those shown below. After-tax returns are not relevant to investors who hold shares of the Fund through tax-deferred arrangements, such as 401(k) plans or individual retirement accounts.

Class H	Past 1 Year	Past 5 Years	Past 10 Years
Return Before Taxes	38.56%	15.05%	9.62%
Return After Taxes on Distributions	38.09%	14.76%	9.48%
Return After Taxes on Distributions and Sale of Fund Shares	22.83%	12.08%	7.91%
Nikkei 225 Stock Average Index (reflects no deduction for fees, expenses or taxes)	19.84%	8.26%	6.65%

MANAGEMENT

INVESTMENT ADVISOR

Security Investors, LLC, which operates under the name Guggenheim Investments, serves as the investment adviser of the Fund.

PORTFOLIO MANAGERS

- **Michael P. Byrum**, CFA, Senior Vice President. Mr. Byrum has been associated with the Advisor since 1993.
- **Ryan A. Harder**, CFA, Portfolio Manager. Mr. Harder has been associated with the Advisor since 2004.

PURCHASE AND SALE OF FUND SHARES

The minimum initial investment amounts and minimum account balance requirements for Class H accounts held through a third party (e.g., a brokerage account) are typically:

- \$1,000 for retirement accounts
- \$2,500 for all other accounts

Accounts opened through a financial intermediary (non-direct) will be subject to your financial intermediary's minimum initial investment amount and account balance requirements, which may be different than the amounts above.

Class H accounts held directly at Guggenheim Investments (other than those that are managed by financial professionals) are subject to a minimum initial investment and account balance of \$5,000 (including retirement accounts).

Direct accounts managed by financial professionals are not subject to minimum initial investment and minimum account balance requirements.

There are no minimum amounts for subsequent investments in the Fund except for subsequent investments made via Automated Clearing House ("ACH").

The Fund reserves the right to modify its minimum account balance requirements at any time, with or without prior notice to you.

The Fund redeems its shares continuously and investors may sell their shares back to the Fund on any day that the New York Stock Exchange (the "NYSE") is open for business (a "Business Day"). You will ordinarily submit your transaction order through your financial intermediary or other securities dealers through which you opened your shareholder account or through Guggenheim Investments directly. The Fund also offers you the option to send redemption orders to Guggenheim Investments by mail, fax or telephone.

TAX INFORMATION

Fund distributions are generally taxable as ordinary income, qualified dividend income, or capital gains (or a combination thereof), unless your investment is in an IRA or other tax-advantaged retirement account. Investments through a tax-advantaged retirement account may be subject to taxation upon withdrawal.

PAYMENTS TO BROKER-DEALERS AND OTHER FINANCIAL INTERMEDIARIES

If you purchase the Fund through a broker-dealer or other financial intermediary (such as a bank), the Fund and its related companies may pay the intermediary for the sale of Fund shares and related services. These payments may create a conflict of interest by influencing the broker-dealer or other intermediary and your sales person to recommend the Fund over another investment. Ask your sales person or visit your financial intermediary's website for more information.

EMERGING MARKETS 2X STRATEGY FUND

IMPORTANT INFORMATION ABOUT THE FUND

The Emerging Markets 2x Strategy Fund (the "Fund") is very different from most other mutual funds in that it seeks **daily leveraged** investment results. As a result, the Fund may be riskier than alternatives that do not use leverage because the performance of an investment in the Fund is magnified.

The effect of leverage on the Fund will generally cause the Fund's performance to not correlate to the performance of the Fund's benchmark (as described below) over a period of time greater than a single trading day. This means that the return of the Fund for a period of longer than a single trading day will be the result of each day's compounded returns over the period, which will very likely differ from twice the return of the Fund's underlying index (as defined below) for that period. As a consequence, especially in periods of market volatility, the path or trend of the benchmark during the longer period may be at least as important to the Fund's cumulative return for the longer period as the cumulative return of the benchmark for the relevant longer period. Further, the return for investors who invest for a period longer than a single trading day will not be the product of the return of the Fund's stated investment goal (i.e., 2x) and the cumulative performance of the benchmark.

The Fund is not suitable for all investors. The Fund should be utilized only by investors who (a) understand the risks associated with the use of leverage, (b) understand the consequences of seeking daily leveraged investment results, and (c) intend to actively monitor and manage their investments. Investors who do not meet these criteria should not buy shares of the Fund. An investment in the Fund is not a complete investment program.

INVESTMENT OBJECTIVE

The Fund seeks to provide investment results that correlate, before fees and expenses, to the performance of a specific benchmark on a daily basis. The Fund's current benchmark is 200% of the performance of the BNY Mellon Emerging Markets 50 ADR Index (the "underlying index"). The Fund does not seek to achieve its investment objective over a period of time greater than one day.

FEES AND EXPENSES OF THE FUND

This table describes the fees and expenses that you may pay if you buy and hold Class H shares of the Fund.

SHAREHOLDER FEES <i>(fees paid directly from your investment)</i>	N/A
ANNUAL FUND OPERATING EXPENSES <i>(expenses that you pay each year as a percentage of the value of your investment)</i>	
Management Fees	0.90%
Distribution (12b-1) Fees	0.25%
Other Expenses*	0.72%
Total Annual Fund Operating Expenses	1.87%

* "Other Expenses" does not include fees paid to the Fund's swap contract counterparties, or the management fees, performance fees, and expenses of the reference assets or trading vehicles underlying such swap contracts. These fees and expenses, which are not reflected in this Annual Fund Operating Expenses table, are embedded in the returns of the swap contracts (i.e., the fees and expenses reduce the investment returns of the swap contracts) and represent an indirect cost of investing in the Fund.

EXAMPLE

This Example is intended to help you compare the cost of investing in the Fund with the cost of investing in other mutual funds.

The Example assumes that you invest \$10,000 in the Fund for the time periods indicated and then redeem all of your shares at the end of those periods. The Example also assumes that your investment has a 5% return each year and

that the Fund's operating expenses remain the same. Although your actual costs may be higher or lower, based on these assumptions your costs would be:

1 Year	3 Years	5 Years	10 Years
\$190	\$588	\$1,011	\$2,190

PORTFOLIO TURNOVER

The Fund pays transaction costs, such as commissions, when it buys and sells securities (or "turns over" its portfolio). A higher portfolio turnover rate may indicate higher transaction costs and may result in higher taxes when Fund shares are held in a taxable account. These costs, which are not reflected in the Total Annual Fund Operating Expenses or the Example, affect the Fund's performance. During the most recent fiscal year, the Fund's portfolio turnover rate was 974% of the average value of its portfolio. The Fund's portfolio turnover rate is calculated without regard to cash instruments and most derivatives. If such instruments were included, the Fund's portfolio turnover rate might be significantly higher.

PRINCIPAL INVESTMENT STRATEGIES

The Fund invests principally in securities of companies included in the underlying index and in derivative instruments which primarily consist of equity index swaps and swaps on exchange-traded funds ("ETFs"), futures contracts, and options on securities, futures contracts, and stock indices. Swap agreements and futures and options contracts, if used properly, may enable the Fund to meet its objective by increasing the Fund's exposure to the securities included in the underlying index or to securities whose performance is highly correlated to that of the Fund's benchmark. While the Fund may write (sell) and purchase swaps, it expects primarily to purchase swaps. The Advisor attempts to consistently apply leverage to increase the Fund's exposure to 200% of the underlying index, and expects to rebalance the Fund's holdings daily to maintain such exposure. As a result, the Fund's use of derivatives and the leveraged investment exposure created by such use is expected to be significant. Certain of the Fund's derivatives investments may be traded in the over-the-counter ("OTC") market. The Fund also may invest in ETFs that provide exposure to emerging market countries and in American Depositary Receipts ("ADRs") to gain exposure to the Fund's benchmark. While the Fund anticipates investing in these instruments to seek to achieve its investment objective, the extent of the Fund's investment in these instruments may vary from day to day depending on a number of different factors, including price, availability, and general market conditions. Under normal circumstances, the Fund will invest at least 80% of its net assets, plus any borrowings for investment purposes, in securities of companies in the underlying index and derivatives and other instruments whose performance is expected to correspond to that of the Fund's benchmark.

Investments in derivative instruments, such as futures, options and swap agreements, have the economic effect of creating financial leverage in the Fund's portfolio because such investments may give rise to losses that exceed the amount the Fund has invested in those instruments. Financial leverage will magnify, sometimes significantly, the Fund's exposure to any increase or decrease in prices associated with a particular reference asset resulting in increased volatility in the value of the Fund's portfolio. The value of the Fund's portfolio is likely to experience greater volatility over short-term periods. While such financial leverage has the potential to produce greater gains, it also may result in greater losses, which in some cases may cause the Fund to liquidate other portfolio investments at a loss to comply with limits on leverage and asset segregation requirements imposed by the Investment Company Act of 1940 or to meet redemption requests.

The BNY Mellon Emerging Markets 50 ADR Index is a capitalization weighted index comprised of the 50 largest emerging market based ADRs having a free-float market capitalization ranging from approximately \$3.9 billion to \$578.7 billion as of June 30, 2020. The Fund's investments may expose the Fund to the risk of fluctuations in the value of foreign currencies in comparison to the U.S. dollar. The Fund generally does not intend to hedge such foreign currency exposure. To the extent the Fund's underlying index is concentrated in a particular industry the Fund will necessarily be concentrated in that industry. While the Fund's sector exposure may vary over time, as of June 30, 2020, the Fund has significant exposure to the Communication Services Sector, Consumer Discretionary Sector, Energy Sector, Financials Sector, Information Technology Sector, and Materials Sector, as each sector is defined by the Global Industry Classification Standard, a widely recognized industry classification methodology developed by MSCI, Inc. and Standard & Poor's Financial Services LLC. Also, as of June 30, 2020, the underlying index components, and thus the Fund's investments, are concentrated (*i.e.*, more than 25% of its assets) in securities issued by companies in the Banks Industry, a separate industry within the Financials Sector, Internet & Direct Marketing Retail Industry, a separate

industry within the Consumer Discretionary Sector, and Semiconductors & Semiconductor Equipment Industry, a separate industry within the Information Technology Sector. The industries in which the underlying index components, and thus the Fund's investments, may be concentrated will vary as the composition of the underlying index changes over time.

On a day-to-day basis, the Fund may hold U.S. government securities or cash equivalents. The Fund also may enter into repurchase agreements with counterparties that are deemed to present acceptable credit risks. In an effort to ensure that the Fund is fully invested on a day-to-day basis, the Fund may conduct any necessary trading activity at or just prior to the close of the U.S. financial markets. The Fund is non-diversified and, therefore, may invest a greater percentage of its assets in a particular issuer in comparison to a diversified fund.

PRINCIPAL RISKS

As with all mutual funds, a shareholder is subject to the risk that his or her investment could lose money. In addition to this risk, the Fund is subject to the principal risks described below.

COMPOUNDING RISK—In addition to the correlation risks described under “Correlation Risk,” the Fund’s returns are subject to the effects of compounding, which generally will cause the Fund’s performance to not correlate to the performance of the benchmark over periods greater than a single day, before accounting for fees and fund expenses. Compounded returns are the result of reinvesting daily returns over periods greater than a single day. The Fund’s compounded returns for periods greater than a single day will be different than the performance of the benchmark over the same period. The effects of compounding on the performance of the Fund will be more pronounced when the underlying index experiences increased volatility, the greater the leverage employed in the Fund, and over longer holding periods.

Compounding affects the performance of all investments over time, but has a more significant effect on a leveraged index fund because the magnified changes in performance produced by the use of leverage lead to greater increases and decreases in the fund’s daily returns which are then compounded over time. The effects of compounding, therefore, have a more significant effect on the Fund because it seeks to match a multiple of the performance of the Fund’s underlying index on a daily basis.

Fund performance for periods greater than one day can be estimated given any set of assumptions for the following factors: (a) underlying index performance; (b) underlying index volatility; (c) financing rates associated with leverage; (d) other Fund expenses; (e) dividends or interest paid by companies in the underlying index; and (f) period of time. The table below illustrates the impact of two principal factors – volatility and index performance – on Fund performance. The table shows estimated Fund returns for a number of combinations of performance and volatility over a one-year period. Performance shown in the table assumes: (a) no dividends paid by the companies included in the underlying index; (b) no Fund expenses; and (c) a cost of leverage of zero percent. If Fund expenses, including the cost of leverage, were included, the Fund’s performance would be lower than shown.

Areas shaded lighter represent those scenarios where the Fund can be expected to return more than twice the performance of the underlying index; conversely, areas shaded darker represent those scenarios where the Fund can be expected to return less than twice the performance of the underlying index.

Index Performance		Annualized Volatility				
1x	2x	10%	25%	50%	75%	100%
-60%	-120%	-84%	-85%	-88%	-91%	-94%
-50%	-100%	-75%	-77%	-81%	-86%	-91%
-40%	-80%	-65%	-66%	-72%	-80%	-87%
-30%	-60%	-52%	-54%	-62%	-72%	-82%
-20%	-40%	-37%	-41%	-49%	-64%	-78%
-10%	-20%	-20%	-24%	-37%	-55%	-71%
0%	0%	-1%	-5%	-22%	-43%	-65%
10%	20%	19%	14%	-5%	-31%	-58%
20%	40%	42%	36%	11%	-15%	-47%
30%	60%	67%	59%	32%	-3%	-38%
40%	80%	93%	84%	52%	11%	-28%
50%	100%	122%	111%	76%	28%	-20%
60%	120%	154%	140%	100%	44%	-10%

The underlying index's annualized historical volatility rate for the five-year period ended June 30, 2020 is 19.82%. The underlying index's highest one-year volatility rate during the five-year period is 24.50%. The underlying index's annualized performance for the five-year period ended June 30, 2020 is 4.61%.

Historical underlying index volatility and performance are not indications of what the underlying index volatility and performance will be in the future. The table is intended to isolate the effects of the underlying index volatility and index performance on the return of the Fund, and underscore that the Fund is designed as a short-term trading vehicle for investors who intend to actively monitor and manage their portfolios.

CORRELATION RISK—A number of factors may affect the Fund's ability to achieve a high degree of correlation with its benchmark, including instances in which the Fund does not hold or have exposure to each component security of the underlying index and the effect of compounding on the Fund's returns, and there can be no guarantee that the Fund will achieve a high degree of correlation. Failure to achieve a high degree of correlation may prevent the Fund from achieving its investment objective. The Fund does not attempt to, and should not be expected to, provide returns which are a multiple of the returns of the underlying index for periods other than a single day. The risk of the Fund not achieving its daily investment objective will be more acute when the underlying index has an extreme one-day movement approaching 50%. **In addition, as a result of compounding, the Fund's performance for periods greater than a single day is likely to be either greater than or less than the performance of the underlying index times the stated multiple in the Fund's investment objective, before accounting for Fund fees and expenses.**

COUNTERPARTY CREDIT RISK—The Fund may invest in financial instruments involving counterparties that attempt to gain exposure to a particular group of securities, index or asset class without actually purchasing those securities or investments, or to hedge a position. The Fund's use of such financial instruments, including swap agreements, involves risks that are different from those associated with ordinary portfolio securities transactions. For example, the Fund is exposed to the risk that the counterparty may be unwilling or unable to make timely payments to meet its contractual obligations or may fail to return holdings that are subject to the agreement with the counterparty. If the counterparty becomes bankrupt or defaults on its payment obligations to the Fund, the Fund may not receive the full amount that it is entitled to receive. If this occurs, the value of your shares in the Fund will decrease.

CREDIT RISK—The Fund could lose money if the debt securities or other instruments in which it invests decline in price, or the issuer or guarantor of such instrument fails to pay interest or principal when due because the issuer or guarantor of the instrument experiences an actual or perceived decline in its financial status. Generally, credit risk is increased when a portfolio security is downgraded or the perceived creditworthiness of the issuer or guarantor deteriorates, though the effect of any credit rating downgrade can be uncertain. To the extent the Fund invests in below investment grade instruments, it will be exposed to a greater amount of credit risk than a fund which only invests in investment grade securities. In addition, to the extent the Fund uses credit derivatives, such use will expose it to additional risk in the event that the bonds underlying the derivatives default. The degree of credit risk depends on the issuer's or guarantor's financial condition and on the terms of the instruments.

CURRENCY RISK—Direct and indirect exposure to foreign currencies subjects the Fund to the risk that those currencies will decline in value relative to the U.S. dollar or, in the case of short positions, that the U.S. dollar will decline in value relative to the currency being hedged. Currency exchange rates in foreign countries may fluctuate significantly over short periods of time for a number of reasons, including changes in interest rates, the imposition of currency controls, or other political, economic and social developments in the U.S. or abroad. In particular, the Fund may have direct and indirect exposure to foreign currencies and also may incur transaction costs in connection with conversions between those currencies.

DEPOSITARY RECEIPT RISK—The Fund may hold the securities of non-U.S. companies in the form of ADRs. The underlying securities of the ADRs in the Fund's portfolio are subject to fluctuations in foreign currency exchange rates that may affect the value of the Fund's portfolio. In addition, the value of the securities underlying the ADRs may change materially when the U.S. markets are not open for trading. Investments in the underlying foreign securities also involve political and economic risks distinct from those associated with investing in the securities of U.S. issuers.

DERIVATIVES RISK—The Fund's investments in derivatives may pose risks in addition to and greater than those associated with investing directly in securities or other investments, including risks relating to leverage, imperfect correlations with underlying investments or the Fund's other portfolio holdings, high price volatility, lack of availability, counterparty credit, liquidity, valuation and legal restrictions. Their use is a highly specialized activity that involves investment techniques and risks different from those associated with ordinary portfolio securities transactions. If the Advisor is incorrect about its expectations of market conditions, the use of derivatives could also result in a loss, which in some cases may be unlimited. Certain risks are specific to the derivatives in which the Fund invests.

SWAP AGREEMENTS RISK—Swap agreements are contracts among the Fund and a counterparty to exchange the return of the pre-determined underlying investment (such as the rate of return of the underlying index). Swap agreements may be negotiated bilaterally and traded OTC between two parties or, in some instances, must be transacted through a futures commission merchant and cleared through a clearinghouse that serves as a central counterparty. Risks associated with the use of swap agreements are different from those associated with ordinary portfolio securities transactions, due in part to the fact they could be considered illiquid and many swaps trade on the OTC market. Swaps are particularly subject to counterparty credit, correlation, valuation, liquidity and leveraging risks. Certain standardized swaps are subject to mandatory central clearing. Central clearing is expected to reduce counterparty credit risk and increase liquidity, but central clearing does not make swap transactions risk-free.

FUTURES CONTRACTS RISK—Futures contracts are typically exchange-traded contracts that call for the future delivery of an asset at a certain price and date, or cash settlement of the terms of the contract. Risks of futures contracts may be caused by an imperfect correlation between movements in the price of the instruments and the price of the underlying securities. In addition, there is the risk that the Fund may not be able to enter into a closing transaction because of an illiquid market. Exchanges can limit the number of positions that can be held or controlled by the Fund or the Advisor, thus limiting the ability to implement the Fund's strategies. Futures markets are highly volatile and the use of futures may increase the volatility of the Fund's net asset value ("NAV"). Futures also are subject to leverage risks and to liquidity risk.

OPTIONS CONTRACTS RISK—Options or options on futures contracts give the holder of the option the right to buy (or to sell) a position in a security or in a contract to the writer of the option, at a certain price. They are subject to correlation risk because there may be an imperfect correlation between the options and the securities markets that cause a given transaction to fail to achieve its objectives. The successful use of options depends on the Advisor's ability to correctly predict future price fluctuations and the degree of correlation between the options and securities markets. Exchanges can limit the number of positions that can be held or controlled by the Fund or the Advisor, thus limiting the ability to implement the Fund's strategies. Options also are particularly subject to leverage risk and can be subject to liquidity risk.

EARLY CLOSING RISK—The Fund is subject to the risk that unanticipated early closings of securities exchanges and other financial markets may result in the Fund's inability to buy or sell securities or other financial instruments on that day and may cause the Fund to incur substantial trading losses.

EMERGING MARKETS RISK—The Fund's investments may have exposure to emerging markets. Emerging markets can be subject to greater social, economic, regulatory, and political uncertainties and can be extremely volatile because they are countries or markets with low- to middle-income economies as classified by the World Bank, and other countries or markets with similar characteristics as determined by the Advisor.

EQUITY RISK—The Fund is subject to the risk that the value of the equity securities and equity-based derivatives in the Fund's portfolio will decline due to volatility in the equity market caused by general market and economic conditions, perceptions regarding particular industries represented in the equity market, or factors relating to specific companies to which the Fund has investment exposure.

FOREIGN ISSUER EXPOSURE RISK—The Fund may invest in securities of foreign companies directly, or in financial instruments that are indirectly linked to the performance of foreign issuers. The Fund's investments in foreign securities and foreign issuers are subject to additional risks in comparison to U.S. securities and U.S. issuers, including currency fluctuations, adverse political and economic developments, unreliable or untimely information, less liquidity, limited legal recourse and higher transactional costs.

INDUSTRY CONCENTRATION RISK—The Fund may concentrate (*i.e.*, invest more than 25% of its net assets) its investments in a limited number of issuers conducting business in the same industry or group of related industries. To the extent the Fund does so, the Fund is more vulnerable to adverse market, economic, regulatory, political or other developments affecting that industry or group of related industries than a fund that invests its assets more broadly. As of June 30, 2020, the underlying index components, and thus the Fund's investments, are concentrated in securities issued by companies in the industries described below. The industries in which the underlying index components, and thus the Fund's assets, may be concentrated will vary as the composition of the underlying index changes over time.

Banks Industry. As a result of the Fund's concentration in the Banks Industry, the Fund is subject to the risks associated with that Industry. The Banks Industry includes large, geographically diverse banks with a national footprint as well as smaller regional banks whose businesses are derived primarily from conventional banking operations and have significant business activity in retail banking and small and medium corporate lending. Government regulations may limit both the amounts and types of loans and financial commitments companies in the Banks Industry can make, the interest rates and fees they can charge, and the amount of capital they must maintain, all of which may affect profitability. Credit losses resulting from financial difficulties of borrowers also can negatively affect the performance of banking companies. In addition, the prices of the securities of companies in the Banks Industry may fluctuate widely due to the broadening of regional and national interstate banking powers, the reduction in the number of publicly-traded banking companies, and general economic conditions that could create exposure to credit losses. Legislative or regulatory changes and increased government supervision also may affect companies in the Banks Industry. The Banks Industry is a separate industry within the Financials Sector.

Internet & Direct Marketing Retail Industry. As a result of the Fund's concentration in the Internet & Direct Marketing Retail Industry, the Fund is subject to the risks associated with that Industry. The Internet & Direct Marketing Retail Industry includes companies that provide retail services primarily on the Internet, through mail order, and TV home shopping retailers. The Internet & Direct Marketing Retail Industry relies heavily on consumer spending and the prices of securities of issuers in the Internet & Direct Marketing Retail Industry may fluctuate widely due to general economic conditions, consumer spending and the availability of disposable income, changing consumer tastes and preferences, and consumer demographics. Legislative or regulatory changes and increased government supervision also may affect companies in the Internet & Direct Marketing Retail Industry. The Internet & Direct Marketing Retail Industry is a separate industry within the Consumer Discretionary Sector.

Semiconductors & Semiconductor Equipment Industry. As a result of the Fund's concentration in the Semiconductors & Semiconductor Equipment Industry, the Fund is subject to the risks associated with that Industry. The Semiconductors and Semiconductor Equipment Industry includes manufacturers of semiconductor equipment, semiconductors and related products, including equipment used in the solar power industry and manufacturers of solar modules and cells. Companies in the Semiconductors and Semiconductor Equipment Industry rely heavily on technology. The prices of the securities of companies in the Semiconductors and Semiconductor Equipment Industry may fluctuate widely due to competitive

pressures, increased sensitivity to short product cycles and aggressive pricing, heavy expenses incurred for research and development of products or services that prove unsuccessful, problems related to bringing products to market, and rapid obsolescence of products. Legislative or regulatory changes and increased government supervision also may affect companies in the Semiconductors and Semiconductor Equipment Industry. The Semiconductors and Semiconductor Equipment Industry is a separate industry within the Information Technology Sector.

INTEREST RATE RISK—The market value of fixed income investments and related financial instruments will change in response to interest rate changes. During periods of falling interest rates, the values of fixed income securities generally rise. Conversely, during periods of rising interest rates, the values of such securities generally decline. Securities with greater interest rate sensitivity and longer maturities generally are subject to greater fluctuations in value. The Fund may invest in variable and floating rate securities. Although these instruments are generally less sensitive to interest rate changes than fixed rate instruments, the value of floating rate and variable securities may decline if their interest rates do not rise as quickly, or as much, as general interest rates. Changes in government or central bank policy, including changes in tax policy or changes in a central bank's implementation of specific policy goals, may have a substantial impact on interest rates, and could have an adverse effect on prices for fixed income securities and on the performance of the Fund. In particular, interest rates in the U.S. are at or near historically low levels and as a result, fixed income securities markets may experience heightened levels of interest rate risk. Any unexpected or sudden reversal of the fiscal policy underlying current interest rate levels could adversely affect the value of the Fund. There can be no guarantee that any particular government or central bank policy will be continued, discontinued or changed, nor that any such policy will have the desired effect on interest rates.

INVESTMENT IN INVESTMENT VEHICLES RISK—Investing in other investment vehicles, including ETFs, closed-end funds and other mutual funds, subjects the Fund to those risks affecting the investment vehicle, including the possibility that the value of the underlying securities held by the investment vehicle could decrease or the portfolio becomes illiquid. Moreover, the Fund and its shareholders will incur its pro rata share of the underlying vehicles' expenses, which will reduce the Fund's performance. In addition, investments in an ETF are subject to, among other risks, the risk that the ETF's shares may trade at a discount or premium relative to the NAV of the shares and the listing exchange may halt trading of the ETF's shares.

LARGE-CAPITALIZATION SECURITIES RISK—The Fund is subject to the risk that large-capitalization stocks may underperform other segments of the equity market or the equity market as a whole. Larger, more established companies may be unable to respond quickly to new competitive challenges such as changes in technology and may not be able to attain the high growth rate of smaller companies, especially during extended periods of economic expansion.

LEVERAGING RISK—The Fund achieves leveraged exposure to the underlying index through the use of derivative instruments. The more the Fund invests in leveraged instruments, the more this leverage will magnify any losses on those investments. The Fund's investment in these instruments generally requires a small investment relative to the amount of investment exposure assumed. As a result, such investments may give rise to losses that exceed the amount invested in those instruments. Since the Fund's investment strategy involves consistently applied leverage, the value of the Fund's shares will tend to increase or decrease more than the value of any increase or decrease in the underlying index. Leverage also will have the effect of magnifying tracking error.

LIQUIDITY AND VALUATION RISK—In certain circumstances, it may be difficult for the Fund to purchase and sell a particular investment within a reasonable time at a fair price, or the price at which it has been valued by the Advisor for purposes of the Fund's NAV, causing the Fund to be less liquid. While the Fund intends to invest in liquid securities and financial instruments, under certain market conditions, such as when trading in a particular investment has been halted temporarily by an exchange because the maximum price change of that investment has been realized, it may be difficult or impossible for the Fund to liquidate such investments. In addition, the ability of the Fund to assign an accurate daily value to certain investments may be difficult, and the Advisor may be required to fair value the investments.

MARKET RISK—The market value of the securities and derivatives held by the Fund may fluctuate over time in response to factors affecting individual companies or other factors such as changing economic, political or financial markets.

MID-CAPITALIZATION SECURITIES RISK—The Fund is subject to the risk that medium-capitalization stocks may underperform other segments of the equity market or the equity market as a whole. Securities of medium-capitalization companies may experience more price volatility, greater spreads between their bid and ask prices, lower trading volumes, and cyclical or static growth prospects. Medium-capitalization companies often have limited product lines, markets or financial resources, and may therefore be more vulnerable to adverse developments than larger capitalization companies.

NON-DIVERSIFICATION RISK—The Fund is considered non-diversified and can invest a greater portion of its assets in securities of individual issuers than a diversified fund. As a result, changes in the market value of a single issuer's securities could cause greater fluctuations in the value of Fund shares than would occur in a diversified fund. The Fund may become diversified for periods of time solely as a result of changes in the composition of the underlying index (e.g., changes in the relative market capitalization or weights of one or more index component stocks).

OTC TRADING RISK—Certain of the derivatives in which the Fund may invest may be traded (and privately negotiated) in the OTC market. While the OTC derivatives market is the primary trading venue for many derivatives, it is largely unregulated and provides for less transparency than a national securities or commodities exchange. As a result and similar to other privately negotiated contracts, the Fund is subject to counterparty credit risk with respect to such derivatives contracts.

PASSIVE INVESTMENT RISK—The Fund is not actively managed and the Advisor does not attempt to take defensive positions in declining markets. Therefore, the Fund may be subject to greater losses in a declining market than a fund that is actively managed.

PORTFOLIO TURNOVER RISK—Periodic rebalancing of the Fund's holdings pursuant to its daily investment objective may lead to a greater number of portfolio transactions in the Fund than experienced by other mutual funds. Such frequent and active trading may lead to significantly higher transaction costs because of increased broker commissions associated with such transactions.

REGULATORY AND LEGAL RISK—U.S. and non-U.S. governmental agencies and other regulators regularly implement additional regulations and legislators pass new laws that affect the investments held by the Fund, the strategies used by the Fund or the level of regulation or taxation applying to the Fund (such as regulations related to investments in derivatives and other transactions). These regulations and laws impact the investment strategies, performance, costs and operations of the Fund or taxation of shareholders.

REPURCHASE AGREEMENT RISK—The Fund's investment in repurchase agreements may be subject to market and credit risk with respect to the collateral securing the repurchase agreements. Investments in repurchase agreements also may be subject to the risk that the market value of the underlying obligations may decline prior to the expiration of the repurchase agreement term.

SECTOR RISK—The Fund is subject to the Sector Risks described below.

Communication Services Sector Risk. The Fund's investments are exposed to issuers conducting business in the Communication Services Sector. The Communication Services Sector includes companies that facilitate communication and offer related content and information through various mediums. It includes telecom and media & entertainment companies including producers of interactive gaming products and companies engaged in content and information creation or distribution through proprietary platforms. The Fund is subject to the risk that the securities of such issuers will underperform the market as a whole due to legislative or regulatory changes, adverse market conditions and/or increased competition affecting the Communication Services Sector. The performance of companies operating in the Communication Services Sector has historically been closely tied to the performance of the overall economy, and also is affected by economic growth, consumer confidence, attitudes and spending. Increased sensitivity to short product cycles and aggressive pricing, challenges in bringing products to market and changes in demographics and consumer tastes also can affect the demand for, and success of, communication services products and services in the marketplace.

Consumer Discretionary Sector Risk. The Fund's investments are exposed to issuers conducting business in the Consumer Discretionary Sector. The manufacturing segment of the Consumer Discretionary Sector

includes automotive, household durable goods, leisure equipment and textiles and apparel. The services segment includes hotels, restaurants and other leisure facilities, media production and services, and consumer retailing and services. The Fund is subject to the risk that the securities of such issuers will underperform the market as a whole due to legislative or regulatory changes, adverse market conditions and/or increased competition affecting the Consumer Discretionary Sector. The performance of companies operating in the Consumer Discretionary Sector has historically been closely tied to the performance of the overall economy, and also is affected by economic growth, consumer confidence, attitudes and spending. Changes in demographics and consumer tastes also can affect the demand for, and success of, consumer products and services in the marketplace. Moreover, the Consumer Discretionary Sector encompasses those businesses that tend to be the most sensitive to economic cycles.

Energy Sector Risk. The Fund's investments are exposed to issuers conducting business in the Energy Sector. The Energy Sector includes companies operating in the exploration and production, refining and marketing, and storage and transportation of oil and gas and coal and consumable fuels. It also includes companies that offer oil and gas equipment and services. The Fund is subject to the risk that the securities of such issuers will underperform the market as a whole due to legislative or regulatory changes, adverse market conditions and/or increased competition affecting the Energy Sector. The performance of companies operating in the Energy Sector is closely tied to the price and supply of energy fuels and international political events.

Financials Sector Risk. The Fund's investments are exposed to issuers conducting business in the Financials Sector. The Financials Sector includes companies involved in banking, thrifts and mortgage finance, specialized finance, consumer finance, asset management and custody banks, investment banking and brokerage, and insurance. It also includes the Financial Exchanges & Data and Mortgage Real Estate Investment Trusts (REITs) sub-industries. Certain Financials Sector issuers serve as counterparties with which the Fund may enter into derivatives agreements or other similar contractual arrangements. The Fund is subject to the risk that the securities of such issuers will underperform the market as a whole due to legislative or regulatory changes, adverse market conditions and/or increased competition affecting the Financials Sector, which may adversely affect a company's ability to fulfill its obligations as a financial counterparty. Companies operating in the Financials Sector are subject to extensive government regulation, which may limit the financial commitments they can make and the interest rates and fees they can charge. Profitability is largely dependent on the availability and cost of capital funds, and may fluctuate significantly when interest rates change or due to increased competition.

Information Technology Sector Risk. The Fund's investments are exposed to issuers conducting business in the Information Technology Sector. The Information Technology Sector includes companies that offer software and information technology services, manufacturers and distributors of technology hardware and equipment such as communications equipment, cellular phones, computers and peripherals, electronic equipment and related instruments and semiconductors. The Fund is subject to the risk that the securities of such issuers will underperform the market as a whole due to legislative or regulatory changes, adverse market conditions and/or increased competition affecting the Information Technology Sector. The prices of the securities of companies operating in the Information Technology Sector are closely tied to market competition, increased sensitivity to short product cycles and aggressive pricing, and problems with bringing products to market.

Materials Sector Risk. The Fund's investments are exposed to issuers conducting business in the Materials Sector. The Materials Sector includes companies that manufacture chemicals, construction materials, glass, paper, forest products and related packaging products, and metals, minerals and mining companies, including producers of steel. The Fund is subject to the risk that the securities of such issuers will underperform the market as a whole due to legislative or regulatory changes, adverse market conditions and/or increased competition affecting the Materials Sector. The prices of the securities of companies operating in the Materials Sector may fluctuate widely due to the level and volatility of commodity prices, the exchange value of the U.S. dollar, import controls, worldwide competition, liability for environmental damage, depletion of resources, and mandated expenditures for safety and pollution control devices.

SHAREHOLDER TRADING RISK—The Fund may be used as a tool for certain investors that employ trading strategies involving frequent trading. Such trading strategies may lead to increased portfolio turnover in the Fund, higher transaction costs, and the possibility of increased short-term capital gains (which will be taxable to shareholders as

ordinary income when distributed to them) and/or long-term capital gains. Large movements of assets into and out of the Fund due to active or frequent trading also may adversely affect the Fund's ability to achieve its investment objective.

TEMPORARY DEFENSIVE INVESTMENT RISK—The Advisor generally does not attempt to take defensive positions in the Fund in declining markets. Therefore, the Fund may be subject to greater losses in a declining market than a fund that does take defensive positions in declining markets.

TRACKING ERROR RISK—The Advisor may not be able to cause the Fund's performance to correlate to that of the Fund's benchmark, either on a daily or aggregate basis. Factors such as Fund expenses, imperfect correlation between the Fund's investments and those of the underlying index, rounding of share prices, changes to the composition of the underlying index, regulatory policies, high portfolio turnover rate, and the use of leverage all contribute to tracking error. Tracking error may cause the Fund's performance to be less than you expect.

TRADING HALT RISK—The Fund typically will hold futures contracts and short-term options. The major exchanges on which these contracts are traded, such as the Chicago Mercantile Exchange, have established limits on how much the trading price of a futures contract or option may decline over various time periods within a day, and may halt trading in a contract that exceeds such limits. If a trading halt occurs, the Fund may temporarily be unable to purchase or sell certain securities, futures contracts or options. Such a trading halt near the time the Fund prices its shares may limit the Fund's ability to use leverage and fully invest its assets, which could increase tracking error and adversely affect performance, and may prevent the Fund from achieving its investment objective.

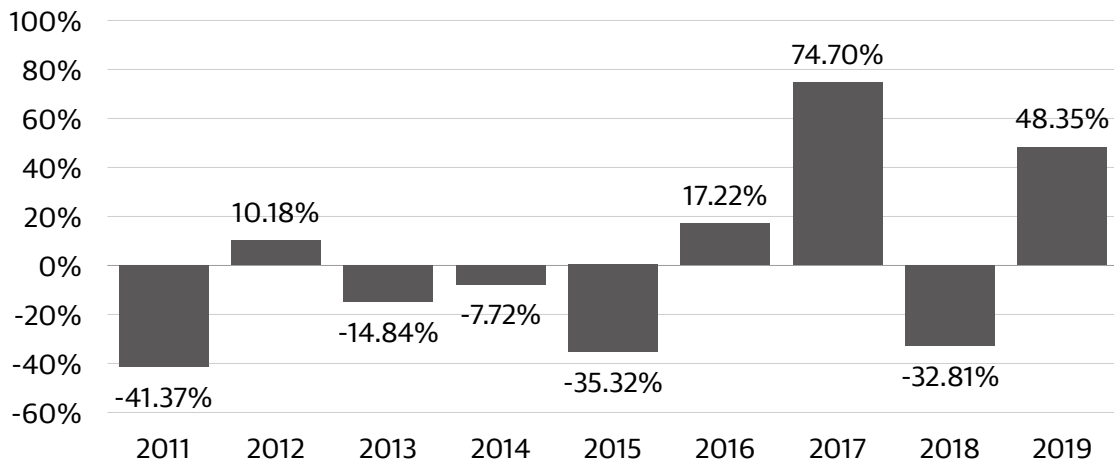
U.S. GOVERNMENT SECURITIES RISK—U.S. government securities may or may not be backed by the full faith and credit of the U.S. government. The value of U.S. government securities will fluctuate and such securities are subject to the risks associated with fixed-income and debt securities, particularly interest rate and credit risk.

PERFORMANCE INFORMATION

The following bar chart shows the performance of the Class H shares of the Fund from year to year. The variability of performance over time provides an indication of the risks of investing in the Fund. The following table shows the performance of the Class H shares of the Fund as an average over different periods of time in comparison to the performance of a broad-based market index. The figures in the bar chart and table assume the reinvestment of dividends and capital gains distributions. Of course, this past performance (before and after taxes) does not necessarily indicate how the Fund will perform in the future.

Updated performance information is available on the Fund's website at www.guggenheiminvestments.com or by calling 800.820.0888.

The performance information shown below for Class H shares is based on a calendar year. The year-to-date return for the period from January 1, 2020 through June 30, 2020 is -26.55%.



Highest Quarter Return
Q4 2019 35.31%

Lowest Quarter Return
Q3 2011 -43.50%

AVERAGE ANNUAL TOTAL RETURN (for periods ended December 31, 2019)

The after-tax returns presented in the table below are calculated using highest historical individual federal marginal income tax rates and do not reflect the impact of state and local taxes. Your actual after-tax returns will depend on your specific tax situation and may differ from those shown below. After-tax returns are not relevant to investors who hold shares of the Fund through tax-deferred arrangements, such as 401(k) plans or individual retirement accounts.

Class H	Past 1 Year	Past 5 Years	Since Inception (10/29/2010)
Return Before Taxes	48.35%	5.71%	-3.41%
Return After Taxes on Distributions	48.00%	5.52%	-3.78%
Return After Taxes on Distributions and Sale of Fund Shares	28.62%	4.35%	-2.65%
BNY Mellon Emerging Markets 50 ADR Index (reflects no deduction for fees, expenses or taxes)	25.43%	6.70%	2.05%

MANAGEMENT

INVESTMENT ADVISOR

Security Investors, LLC, which operates under the name Guggenheim Investments, serves as the investment adviser of the Fund.

PORTFOLIO MANAGERS

- **Michael P. Byrum**, CFA, Senior Vice President. Mr. Byrum has been associated with the Advisor since 1993.
- **Ryan A. Harder**, CFA, Portfolio Manager. Mr. Harder has been associated with the Advisor since 2004.

PURCHASE AND SALE OF FUND SHARES

The minimum initial investment amounts and minimum account balance requirements for Class H accounts held through a third party (e.g., a brokerage account) are typically:

- \$1,000 for retirement accounts
- \$2,500 for all other accounts

Accounts opened through a financial intermediary (non-direct) will be subject to your financial intermediary's minimum initial investment amount and account balance requirements, which may be different than the amounts above.

Class H accounts held directly at Guggenheim Investments (other than those that are managed by financial professionals) are subject to a minimum initial investment and account balance of \$5,000 (including retirement accounts).

Direct accounts managed by financial professionals are not subject to minimum initial investment and minimum account balance requirements.

There are no minimum amounts for subsequent investments in the Fund except for subsequent investments made via Automated Clearing House ("ACH").

The Fund reserves the right to modify its minimum account balance requirements at any time, with or without prior notice to you.

The Fund redeems its shares continuously and investors may sell their shares back to the Fund on any day that the New York Stock Exchange (the "NYSE") is open for business (a "Business Day"). You will ordinarily submit your transaction order through your financial intermediary or other securities dealers through which you opened your shareholder account or through Guggenheim Investments directly. The Fund also offers you the option to send redemption orders to Guggenheim Investments by mail, fax or telephone.

TAX INFORMATION

Fund distributions are generally taxable as ordinary income, qualified dividend income, or capital gains (or a combination thereof), unless your investment is in an IRA or other tax-advantaged retirement account. Investments through a tax-advantaged retirement account may be subject to taxation upon withdrawal.

PAYMENTS TO BROKER-DEALERS AND OTHER FINANCIAL INTERMEDIARIES

If you purchase the Fund through a broker-dealer or other financial intermediary (such as a bank), the Fund and its related companies may pay the intermediary for the sale of Fund shares and related services. These payments may create a conflict of interest by influencing the broker-dealer or other intermediary and your sales person to recommend the Fund over another investment. Ask your sales person or visit your financial intermediary's website for more information.

INVERSE EMERGING MARKETS 2X STRATEGY FUND

IMPORTANT INFORMATION ABOUT THE FUND

The Inverse Emerging Markets 2x Strategy Fund (the "Fund") is very different from most other mutual funds in that it seeks to provide **daily leveraged** investment results that correlate to twice the inverse of the performance of a specific underlying index on a daily basis, a result opposite of most mutual funds. As a result, the Fund may be riskier than alternatives that do not use leverage because the performance of an investment in the Fund is magnified.

The effect of leverage on the Fund will generally cause the Fund's performance to not correlate to the performance of the Fund's benchmark (as described below) over a period of time greater than a single trading day. This means that the return of the Fund for a period of longer than a single trading day will be the result of each day's compounded returns over the period, which will very likely differ from twice the inverse return of the Fund's underlying index (as defined below) for that period. As a consequence, especially in periods of market volatility, the path or trend of the benchmark during the longer period may be at least as important to the Fund's cumulative return for the longer period as the cumulative return of the benchmark for the relevant longer period. Further, the return for investors who invest for a period longer than a single trading day will not be the product of the return of the Fund's stated investment goal (i.e., -2x) and the cumulative performance of the benchmark.

The Fund is not suitable for all investors. The Fund should be utilized only by investors who (a) understand the risks associated with the use of leverage, (b) understand the consequences of seeking daily leveraged investment results, (c) understand the risks of shorting and (d) intend to actively monitor and manage their investments. Investors who do not meet these criteria should not buy shares of the Fund. An investment in the Fund is not a complete investment program.

INVESTMENT OBJECTIVE

The Fund seeks to provide investment results that correlate, before fees and expenses, to the performance of a specific benchmark on a daily basis. The Fund's current benchmark is 200% of the inverse (opposite) of the performance of the BNY Mellon Emerging Markets 50 ADR Index (the "underlying index"). The Fund does not seek to achieve its investment objective over a period of time greater than one day.

FEES AND EXPENSES OF THE FUND

This table describes the fees and expenses that you may pay if you buy and hold Class H shares of the Fund.

SHAREHOLDER FEES <i>(fees paid directly from your investment)</i>	N/A
ANNUAL FUND OPERATING EXPENSES <i>(expenses that you pay each year as a percentage of the value of your investment)</i>	
Management Fees	0.90%
Distribution (12b-1) Fees	0.25%
Other Expenses*	0.72%
Total Annual Fund Operating Expenses	1.87%

* "Other Expenses" does not include fees paid to the Fund's swap contract counterparties, or the management fees, performance fees, and expenses of the reference assets or trading vehicles underlying such swap contracts. These fees and expenses, which are not reflected in this Annual Fund Operating Expenses table, are embedded in the returns of the swap contracts (i.e., the fees and expenses reduce the investment returns of the swap contracts) and represent an indirect cost of investing in the Fund.

EXAMPLE

This Example is intended to help you compare the cost of investing in the Fund with the cost of investing in other mutual funds.

The Example assumes that you invest \$10,000 in the Fund for the time periods indicated and then redeem all of your shares at the end of those periods. The Example also assumes that your investment has a 5% return each year and

that the Fund's operating expenses remain the same. Although your actual costs may be higher or lower, based on these assumptions your costs would be:

1 Year	3 Years	5 Years	10 Years
\$190	\$588	\$1,011	\$2,190

PORTFOLIO TURNOVER

The Fund pays transaction costs, such as commissions, when it buys and sells securities (or "turns over" its portfolio). A higher portfolio turnover rate may indicate higher transaction costs and may result in higher taxes when Fund shares are held in a taxable account. These costs, which are not reflected in the Total Annual Fund Operating Expenses or the Example, affect the Fund's performance. During the most recent fiscal year, the Fund's portfolio turnover rate was 0% of the average value of its portfolio. The Fund's portfolio turnover rate is calculated without regard to cash instruments and most derivatives. If such instruments were included, the Fund's portfolio turnover rate might be significantly higher.

PRINCIPAL INVESTMENT STRATEGIES

The Fund employs as its investment strategy a program of engaging in short sales of securities generally included in the underlying index and investing in leveraged derivative instruments, which primarily consist of equity index swaps and swaps on exchange-traded funds ("ETFs"), futures contracts, and options on securities, futures contracts, and stock indices. While the Fund may write (sell) and purchase swaps, it expects primarily to sell swaps. The Advisor attempts to consistently apply leverage to increase the Fund's exposure to -200% of the underlying index, and expects to rebalance the Fund's holdings daily to maintain such exposure. The Fund's investment in derivatives serves as a substitute for directly selling short each of the securities included in the underlying index and produces inverse leveraged exposure to the underlying index. The Fund also may invest in ETFs that provide exposure to emerging market countries and in American Depositary Receipts ("ADRs") to gain exposure to the Fund's benchmark. While the Fund anticipates investing in these instruments to seek to achieve its investment objective, the extent of the Fund's investment in these instruments may vary from day to day depending on a number of different factors, including price, availability, and general market conditions. Certain of the Fund's derivatives investments may be traded in the over-the-counter ("OTC") market. Under normal circumstances, the Fund will invest at least 80% of its net assets, plus any borrowings for investment purposes, in financial instruments with economic characteristics that should perform opposite to the securities of companies included in the underlying index.

Investments in derivative instruments, such as futures, options and swap agreements, have the economic effect of creating financial leverage in the Fund's portfolio because such investments may give rise to losses that exceed the amount the Fund has invested in those instruments. Financial leverage will magnify, sometimes significantly, the Fund's exposure to any increase or decrease in prices associated with a particular reference asset resulting in increased volatility in the value of the Fund's portfolio. The value of the Fund's portfolio is likely to experience greater volatility over short-term periods. While such financial leverage has the potential to produce greater gains, it also may result in greater losses, which in some cases may cause the Fund to liquidate other portfolio investments at a loss to comply with limits on leverage and asset segregation requirements imposed by the Investment Company Act of 1940 or to meet redemption requests.

The BNY Mellon Emerging Markets 50 ADR Index is a capitalization weighted index comprised of the 50 largest emerging market based ADRs having a free-float market capitalization ranging from approximately \$3.9 billion to \$578.7 billion as of June 30, 2020. The Fund's investments may expose the Fund to the risk of fluctuations in the value of foreign currencies in comparison to the U.S. dollar. The Fund generally does not intend to hedge such foreign currency exposure. To the extent the Fund's underlying index is concentrated in a particular industry the Fund will necessarily be concentrated in that industry. While the Fund's sector exposure may vary over time, as of June 30, 2020, the Fund has significant exposure to the Communication Services Sector, Consumer Discretionary Sector, Energy Sector, Financials Sector, Information Technology Sector, and Materials Sector, as each sector is defined by the Global Industry Classification Standard, a widely recognized industry classification methodology developed by MSCI, Inc. and Standard & Poor's Financial Services LLC. Also, as of June 30, 2020, the underlying index components, and thus the Fund's investments, are concentrated (i.e., more than 25% of its assets) in securities issued by companies in the Banks Industry, a separate industry within the Financials Sector, Internet & Direct Marketing Retail Industry, a separate industry within the Consumer Discretionary Sector, and Semiconductors & Semiconductor Equipment Industry, a separate industry within the Information Technology Sector. The industries in which the underlying index components,

and thus the Fund's investments, may be concentrated will vary as the composition of the underlying index changes over time.

On a day-to-day basis, the Fund may hold U.S. government securities or cash equivalents. The Fund also may enter into repurchase agreements with counterparties that are deemed to present acceptable credit risks. In an effort to ensure that the Fund is fully invested on a day-to-day basis, the Fund may conduct any necessary trading activity at or just prior to the close of the U.S. financial markets. The Fund is non-diversified and, therefore, may invest a greater percentage of its assets in a particular issuer in comparison to a diversified fund.

PRINCIPAL RISKS

As with all mutual funds, a shareholder is subject to the risk that his or her investment could lose money. In addition to this risk, the Fund is subject to the principal risks described below.

COMPOUNDING RISK—In addition to the correlation risks described under "Correlation Risk," the Fund's returns are subject to the effects of compounding, which generally will cause the Fund's performance to not correlate to the performance of the benchmark over periods greater than a single day, before accounting for fees and fund expenses. Compounded returns are the result of reinvesting daily returns over periods greater than a single day. The Fund's compounded returns for periods greater than a single day will be different than the performance of the benchmark over the same period. The effects of compounding on the performance of the Fund will be more pronounced when the underlying index experiences increased volatility, the greater the leverage employed in the Fund, and over longer holding periods.

Compounding affects the performance of all investments over time, but has a more significant effect on a leveraged index fund because the magnified changes in performance produced by the use of leverage lead to greater increases and decreases in the fund's daily returns which are then compounded over time. The effects of compounding, therefore, have a more significant effect on the Fund because it seeks to match a multiple of the inverse performance of the Fund's underlying index on a daily basis.

Fund performance for periods greater than one day can be estimated given any set of assumptions for the following factors: (a) underlying index performance; (b) underlying index volatility; (c) financing rates associated with leverage; (d) other Fund expenses; (e) dividends or interest paid by companies in the underlying index; and (f) period of time. The table below illustrates the impact of two principal factors - volatility and index performance - on Fund performance. The table shows estimated Fund returns for a number of combinations of performance and volatility over a one-year period. Performance shown in the table assumes: (a) no dividends paid by the companies included in the underlying index; (b) no Fund expenses; and (c) a cost of leverage of zero percent. If Fund expenses, including the cost of leverage, were included, the Fund's performance would be lower than shown.

Areas shaded lighter represent those scenarios where the Fund can be expected to return more than twice the inverse performance of the underlying index; conversely, areas shaded darker represent those scenarios where the Fund can be expected to return the same or less than twice the inverse performance of the underlying index.

Index Performance		Annualized Volatility				
1x	-2x	10%	25%	50%	75%	100%
-60%	120%	506%	404%	199%	13%	-69%
-50%	100%	286%	229%	91%	-27%	-82%
-40%	80%	171%	128%	33%	-49%	-86%
-30%	60%	99%	70%	-1%	-62%	-90%
-20%	40%	52%	31%	-27%	-70%	-93%
-10%	20%	20%	3%	-42%	-77%	-94%
0%	0%	-3%	-18%	-52%	-81%	-96%
10%	-20%	-19%	-31%	-61%	-84%	-96%
20%	-40%	-32%	-43%	-67%	-87%	-97%
30%	-60%	-42%	-51%	-72%	-89%	-97%
40%	-80%	-50%	-58%	-75%	-91%	-97%
50%	-100%	-57%	-63%	-79%	-92%	-98%
60%	-120%	-62%	-68%	-82%	-93%	-98%

The underlying index's annualized historical volatility rate for the five-year period ended June 30, 2020 is 19.82%. The underlying index's highest one-year volatility rate during the five-year period is 24.50%. The underlying index's annualized performance for the five-year period ended June 30, 2020 is 4.61%.

Historical underlying index volatility and performance are not indications of what the underlying index volatility and performance will be in the future. The table is intended to isolate the effects of the underlying index volatility and index performance on the return of the Fund, and underscore that the Fund is designed as a short-term trading vehicle for investors who intend to actively monitor and manage their portfolios.

CORRELATION RISK—A number of factors may affect the Fund's ability to achieve a high degree of correlation with its benchmark, including instances in which the Fund does not hold or have exposure to each component security of the underlying index and the effect of compounding on the Fund's returns, and there can be no guarantee that the Fund will achieve a high degree of correlation. Failure to achieve a high degree of correlation may prevent the Fund from achieving its investment objective. The Fund does not attempt to, and should not be expected to, provide returns which are a multiple of the returns of the underlying index for periods other than a single day. The risk of the Fund not achieving its daily investment objective will be more acute when the underlying index has an extreme one-day movement approaching 50%. **In addition, as a result of compounding, the Fund's performance for periods greater than a single day is likely to be either greater than or less than the inverse of the performance of the underlying index times the stated multiple in the Fund's investment objective, before accounting for Fund fees and expenses.**

COUNTERPARTY CREDIT RISK—The Fund may invest in financial instruments involving counterparties that attempt to gain exposure to a particular group of securities, index or asset class without actually purchasing those securities or investments, or to hedge a position. The Fund's use of such financial instruments, including swap agreements, involves risks that are different from those associated with ordinary portfolio securities transactions. For example, the Fund is exposed to the risk that the counterparty may be unwilling or unable to make timely payments to meet its contractual obligations or may fail to return holdings that are subject to the agreement with the counterparty. If the counterparty becomes bankrupt or defaults on its payment obligations to the Fund, the Fund may not receive the full amount that it is entitled to receive. If this occurs, the value of your shares in the Fund will decrease.

CREDIT RISK—The Fund could lose money if the debt securities or other instruments in which it invests decline in price, or the issuer or guarantor of such instrument fails to pay interest or principal when due because the issuer or guarantor of the instrument experiences an actual or perceived decline in its financial status. Generally, credit risk is increased when a portfolio security is downgraded or the perceived creditworthiness of the issuer or guarantor deteriorates, though the effect of any credit rating downgrade can be uncertain. To the extent the Fund invests in below investment grade instruments, it will be exposed to a greater amount of credit risk than a fund which only invests in investment grade securities. In addition, to the extent the Fund uses credit derivatives, such use will expose it to additional risk in the event that the bonds underlying the derivatives default. The degree of credit risk depends on the issuer's or guarantor's financial condition and on the terms of the instruments.

CURRENCY RISK—Direct and indirect exposure to foreign currencies subjects the Fund to the risk that those currencies will decline in value relative to the U.S. dollar or, in the case of short positions, that the U.S. dollar will decline in value relative to the currency being hedged. Currency exchange rates in foreign countries may fluctuate significantly over short periods of time for a number of reasons, including changes in interest rates, the imposition of currency controls, or other political, economic and social developments in the U.S. or abroad. In particular, the Fund may have direct and indirect exposure to foreign currencies and also may incur transaction costs in connection with conversions between those currencies.

DEPOSITARY RECEIPT RISK—The Fund may hold the securities of non-U.S. companies in the form of ADRs. The underlying securities of the ADRs in the Fund's portfolio are subject to fluctuations in foreign currency exchange rates that may affect the value of the Fund's portfolio. In addition, the value of the securities underlying the ADRs may change materially when the U.S. markets are not open for trading. Investments in the underlying foreign securities also involve political and economic risks distinct from those associated with investing in the securities of U.S. issuers.

DERIVATIVES RISK—The Fund's investments in derivatives may pose risks in addition to and greater than those associated with investing directly in securities or other investments, including risks relating to leverage, imperfect correlations with underlying investments or the Fund's other portfolio holdings, high price volatility, lack of availability, counterparty credit, liquidity, valuation and legal restrictions. Their use is a highly specialized activity that involves investment techniques and risks different from those associated with ordinary portfolio securities transactions. If the Advisor is incorrect about its expectations of market conditions, the use of derivatives could also result in a loss, which in some cases may be unlimited. Certain risks are specific to the derivatives in which the Fund invests.

SWAP AGREEMENTS RISK—Swap agreements are contracts among the Fund and a counterparty to exchange the return of the pre-determined underlying investment (such as the rate of return of the underlying index). Swap agreements may be negotiated bilaterally and traded OTC between two parties or, in some instances, must be transacted through a futures commission merchant and cleared through a clearinghouse that serves as a central counterparty. Risks associated with the use of swap agreements are different from those associated with ordinary portfolio securities transactions, due in part to the fact they could be considered illiquid and many swaps trade on the OTC market. Swaps are particularly subject to counterparty credit, correlation, valuation, liquidity and leveraging risks. Certain standardized swaps are subject to mandatory central clearing. Central clearing is expected to reduce counterparty credit risk and increase liquidity, but central clearing does not make swap transactions risk-free.

FUTURES CONTRACTS RISK—Futures contracts are typically exchange-traded contracts that call for the future delivery of an asset at a certain price and date, or cash settlement of the terms of the contract. Risks of futures contracts may be caused by an imperfect correlation between movements in the price of the instruments and the price of the underlying securities. In addition, there is the risk that the Fund may not be able to enter into a closing transaction because of an illiquid market. Exchanges can limit the number of positions that can be held or controlled by the Fund or the Advisor, thus limiting the ability to implement the Fund's strategies. Futures markets are highly volatile and the use of futures may increase the volatility of the Fund's net asset value ("NAV"). Futures also are subject to leverage risks and to liquidity risk.

OPTIONS CONTRACTS RISK—Options or options on futures contracts give the holder of the option the right to buy (or to sell) a position in a security or in a contract to the writer of the option, at a certain price. They are subject to correlation risk because there may be an imperfect correlation between the options and the securities markets that cause a given transaction to fail to achieve its objectives. The successful use of options depends on the Advisor's ability to correctly predict future price fluctuations and the degree of correlation between the options and securities markets. Exchanges can limit the number of positions that can be held or controlled by the Fund or the Advisor, thus limiting the ability to implement the Fund's strategies. Options also are particularly subject to leverage risk and can be subject to liquidity risk.

EARLY CLOSING RISK—The Fund is subject to the risk that unanticipated early closings of securities exchanges and other financial markets may result in the Fund's inability to buy or sell securities or other financial instruments on that day and may cause the Fund to incur substantial trading losses.

EMERGING MARKETS RISK—The Fund's investments may have exposure to emerging markets. Emerging markets can be subject to greater social, economic, regulatory, and political uncertainties and can be extremely volatile because they are countries or markets with low- to middle-income economies as classified by the World Bank, and other countries or markets with similar characteristics as determined by the Advisor.

EQUITY RISK—The Fund is subject to the risk that the value of the equity securities and equity-based derivatives in the Fund's portfolio will decline due to volatility in the equity market caused by general market and economic conditions, perceptions regarding particular industries represented in the equity market, or factors relating to specific companies to which the Fund has investment exposure.

FOREIGN ISSUER EXPOSURE RISK—The Fund may invest in securities of foreign companies directly, or in financial instruments that are indirectly linked to the performance of foreign issuers. The Fund's investments in foreign securities and foreign issuers are subject to additional risks in comparison to U.S. securities and U.S. issuers, including currency fluctuations, adverse political and economic developments, unreliable or untimely information, less liquidity, limited legal recourse and higher transactional costs.

INDUSTRY CONCENTRATION RISK—The Fund may concentrate (*i.e.*, invest more than 25% of its net assets) its investments in a limited number of issuers conducting business in the same industry or group of related industries. To the extent the Fund does so, the Fund is more vulnerable to adverse market, economic, regulatory, political or other developments affecting that industry or group of related industries than a fund that invests its assets more broadly. As of June 30, 2020, the underlying index components, and thus the Fund's investments, are concentrated in securities issued by companies in the industries described below. The industries in which the underlying index components, and thus the Fund's assets, may be concentrated will vary as the composition of the underlying index changes over time.

Banks Industry. As a result of the Fund's concentration in the Banks Industry, the Fund is subject to the risks associated with that Industry. The Banks Industry includes large, geographically diverse banks with a national footprint as well as smaller regional banks whose businesses are derived primarily from conventional banking operations and have significant business activity in retail banking and small and medium corporate lending. Government regulations may limit both the amounts and types of loans and financial commitments companies in the Banks Industry can make, the interest rates and fees they can charge, and the amount of capital they must maintain, all of which may affect profitability. Credit losses resulting from financial difficulties of borrowers also can negatively affect the performance of banking companies. In addition, the prices of the securities of companies in the Banks Industry may fluctuate widely due to the broadening of regional and national interstate banking powers, the reduction in the number of publicly-traded banking companies, and general economic conditions that could create exposure to credit losses. Legislative or regulatory changes and increased government supervision also may affect companies in the Banks Industry. The Banks Industry is a separate industry within the Financials Sector.

Internet & Direct Marketing Retail Industry. As a result of the Fund's concentration in the Internet & Direct Marketing Retail Industry, the Fund is subject to the risks associated with that Industry. The Internet & Direct Marketing Retail Industry includes companies that provide retail services primarily on the Internet, through mail order, and TV home shopping retailers. The Internet & Direct Marketing Retail Industry relies heavily on consumer spending and the prices of securities of issuers in the Internet & Direct Marketing Retail Industry may fluctuate widely due to general economic conditions, consumer spending and the availability of disposable income, changing consumer tastes and preferences, and consumer demographics. Legislative or regulatory changes and increased government supervision also may affect companies in the Internet & Direct Marketing Retail Industry. The Internet & Direct Marketing Retail Industry is a separate industry within the Consumer Discretionary Sector.

Semiconductors & Semiconductor Equipment Industry. As a result of the Fund's concentration in the Semiconductors & Semiconductor Equipment Industry, the Fund is subject to the risks associated with that Industry. The Semiconductors and Semiconductor Equipment Industry includes manufacturers of semiconductor equipment, semiconductors and related products, including equipment used in the solar power industry and manufacturers of solar modules and cells. Companies in the Semiconductors and Semiconductor Equipment Industry rely heavily on technology. The prices of the securities of companies in the Semiconductors and Semiconductor Equipment Industry may fluctuate widely due to competitive

pressures, increased sensitivity to short product cycles and aggressive pricing, heavy expenses incurred for research and development of products or services that prove unsuccessful, problems related to bringing products to market, and rapid obsolescence of products. Legislative or regulatory changes and increased government supervision also may affect companies in the Semiconductors and Semiconductor Equipment Industry. The Semiconductors and Semiconductor Equipment Industry is a separate industry within the Information Technology Sector.

INTEREST RATE RISK—The market value of fixed income investments and related financial instruments will change in response to interest rate changes. During periods of falling interest rates, the values of fixed income securities generally rise. Conversely, during periods of rising interest rates, the values of such securities generally decline. Securities with greater interest rate sensitivity and longer maturities generally are subject to greater fluctuations in value. The Fund may invest in variable and floating rate securities. Although these instruments are generally less sensitive to interest rate changes than fixed rate instruments, the value of floating rate and variable securities may decline if their interest rates do not rise as quickly, or as much, as general interest rates. Changes in government or central bank policy, including changes in tax policy or changes in a central bank's implementation of specific policy goals, may have a substantial impact on interest rates, and could have an adverse effect on prices for fixed income securities and on the performance of the Fund. In particular, interest rates in the U.S. are at or near historically low levels and as a result, fixed income securities markets may experience heightened levels of interest rate risk. Any unexpected or sudden reversal of the fiscal policy underlying current interest rate levels could adversely affect the value of the Fund. There can be no guarantee that any particular government or central bank policy will be continued, discontinued or changed, nor that any such policy will have the desired effect on interest rates.

INVESTMENT IN INVESTMENT VEHICLES RISK—Investing in other investment vehicles, including ETFs, closed-end funds and other mutual funds, subjects the Fund to those risks affecting the investment vehicle, including the possibility that the value of the underlying securities held by the investment vehicle could decrease or the portfolio becomes illiquid. Moreover, the Fund and its shareholders will incur its pro rata share of the underlying vehicles' expenses, which will reduce the Fund's performance. In addition, investments in an ETF are subject to, among other risks, the risk that the ETF's shares may trade at a discount or premium relative to the NAV of the shares and the listing exchange may halt trading of the ETF's shares.

LARGE-CAPITALIZATION SECURITIES RISK—The Fund is subject to the risk that large-capitalization stocks may outperform other segments of the equity market or the equity market as a whole. Larger, more established companies may be unable to respond quickly to new competitive challenges such as changes in technology and may not be able to attain the high growth rate of smaller companies, especially during extended periods of economic expansion.

LEVERAGING RISK—The Fund achieves leveraged exposure to the underlying index through the use of derivative instruments. The more the Fund invests in leveraged instruments, the more this leverage will magnify any losses on those investments. The Fund's investment in these instruments generally requires a small investment relative to the amount of investment exposure assumed. As a result, such investments may give rise to losses that exceed the amount invested in those instruments. Since the Fund's investment strategy involves consistently applied leverage, the value of the Fund's shares will tend to increase or decrease more than the value of any increase or decrease in the underlying index. Leverage also will have the effect of magnifying tracking error.

LIQUIDITY AND VALUATION RISK—In certain circumstances, it may be difficult for the Fund to purchase and sell a particular investment within a reasonable time at a fair price, or the price at which it has been valued by the Advisor for purposes of the Fund's NAV, causing the Fund to be less liquid. While the Fund intends to invest in liquid securities and financial instruments, under certain market conditions, such as when trading in a particular investment has been halted temporarily by an exchange because the maximum price change of that investment has been realized, it may be difficult or impossible for the Fund to liquidate such investments. In addition, the ability of the Fund to assign an accurate daily value to certain investments may be difficult, and the Advisor may be required to fair value the investments.

MARKET RISK—The market value of the securities and derivatives held by the Fund may fluctuate over time in response to factors affecting individual companies or other factors such as changing economic, political or financial markets.

MID-CAPITALIZATION SECURITIES RISK—The Fund is subject to the risk that medium-capitalization stocks may outperform other segments of the equity market or the equity market as a whole. Securities of medium-capitalization

companies may experience more price volatility, greater spreads between their bid and ask prices, lower trading volumes, and cyclical or static growth prospects. Medium-capitalization companies often have limited product lines, markets or financial resources, and may therefore be more vulnerable to adverse developments than larger capitalization companies.

NON-DIVERSIFICATION RISK—The Fund is considered non-diversified and can invest a greater portion of its assets in securities of individual issuers than a diversified fund. As a result, changes in the market value of a single issuer's securities could cause greater fluctuations in the value of Fund shares than would occur in a diversified fund. The Fund may become diversified for periods of time solely as a result of changes in the composition of the underlying index (e.g., changes in the relative market capitalization or weights of one or more index component stocks).

OTC TRADING RISK—Certain of the derivatives in which the Fund may invest may be traded (and privately negotiated) in the OTC market. While the OTC derivatives market is the primary trading venue for many derivatives, it is largely unregulated and provides for less transparency than a national securities or commodities exchange. As a result and similar to other privately negotiated contracts, the Fund is subject to counterparty credit risk with respect to such derivatives contracts.

PASSIVE INVESTMENT RISK—The Fund is not actively managed and the Advisor does not attempt to take defensive positions in declining markets. Therefore, the Fund may be subject to greater losses in a declining market than a fund that is actively managed.

PORTFOLIO TURNOVER RISK—Periodic rebalancing of the Fund's holdings pursuant to its daily investment objective may lead to a greater number of portfolio transactions in the Fund than experienced by other mutual funds. Such frequent and active trading may lead to significantly higher transaction costs because of increased broker commissions associated with such transactions.

REGULATORY AND LEGAL RISK—U.S. and non-U.S. governmental agencies and other regulators regularly implement additional regulations and legislators pass new laws that affect the investments held by the Fund, the strategies used by the Fund or the level of regulation or taxation applying to the Fund (such as regulations related to investments in derivatives and other transactions). These regulations and laws impact the investment strategies, performance, costs and operations of the Fund or taxation of shareholders.

REPURCHASE AGREEMENT RISK—The Fund's investment in repurchase agreements may be subject to market and credit risk with respect to the collateral securing the repurchase agreements. Investments in repurchase agreements also may be subject to the risk that the market value of the underlying obligations may decline prior to the expiration of the repurchase agreement term.

SECTOR RISK—The Fund is subject to the Sector Risks described below.

Communication Services Sector Risk. The Fund's investments are exposed to issuers conducting business in the Communication Services Sector. The Communication Services Sector includes companies that facilitate communication and offer related content and information through various mediums. It includes telecom and media & entertainment companies including producers of interactive gaming products and companies engaged in content and information creation or distribution through proprietary platforms. The Fund is subject to the risk that the securities of such issuers will underperform the market as a whole due to legislative or regulatory changes, adverse market conditions and/or increased competition affecting the Communication Services Sector. The performance of companies operating in the Communication Services Sector has historically been closely tied to the performance of the overall economy, and also is affected by economic growth, consumer confidence, attitudes and spending. Increased sensitivity to short product cycles and aggressive pricing, challenges in bringing products to market and changes in demographics and consumer tastes also can affect the demand for, and success of, communication services products and services in the marketplace.

Consumer Discretionary Sector Risk. The Fund's investments are exposed to issuers conducting business in the Consumer Discretionary Sector. The manufacturing segment of the Consumer Discretionary Sector includes automotive, household durable goods, leisure equipment and textiles and apparel. The services segment includes hotels, restaurants and other leisure facilities, media production and services, and consumer

retailing and services. The Fund is subject to the risk that the securities of such issuers will underperform the market as a whole due to legislative or regulatory changes, adverse market conditions and/or increased competition affecting the Consumer Discretionary Sector. The performance of companies operating in the Consumer Discretionary Sector has historically been closely tied to the performance of the overall economy, and also is affected by economic growth, consumer confidence, attitudes and spending. Changes in demographics and consumer tastes also can affect the demand for, and success of, consumer products and services in the marketplace. Moreover, the Consumer Discretionary Sector encompasses those businesses that tend to be the most sensitive to economic cycles.

Energy Sector Risk. The Fund's investments are exposed to issuers conducting business in the Energy Sector. The Energy Sector includes companies operating in the exploration and production, refining and marketing, and storage and transportation of oil and gas and coal and consumable fuels. It also includes companies that offer oil and gas equipment and services. The Fund is subject to the risk that the securities of such issuers will underperform the market as a whole due to legislative or regulatory changes, adverse market conditions and/or increased competition affecting the Energy Sector. The performance of companies operating in the Energy Sector is closely tied to the price and supply of energy fuels and international political events.

Financials Sector Risk. The Fund's investments are exposed to issuers conducting business in the Financials Sector. The Financials Sector includes companies involved in banking, thrifts and mortgage finance, specialized finance, consumer finance, asset management and custody banks, investment banking and brokerage, and insurance. It also includes the Financial Exchanges & Data and Mortgage Real Estate Investment Trusts (REITs) sub-industries. Certain Financials Sector issuers serve as counterparties with which the Fund may enter into derivatives agreements or other similar contractual arrangements. The Fund is subject to the risk that the securities of such issuers will underperform the market as a whole due to legislative or regulatory changes, adverse market conditions and/or increased competition affecting the Financials Sector, which may adversely affect a company's ability to fulfill its obligations as a financial counterparty. Companies operating in the Financials Sector are subject to extensive government regulation, which may limit the financial commitments they can make and the interest rates and fees they can charge. Profitability is largely dependent on the availability and cost of capital funds, and may fluctuate significantly when interest rates change or due to increased competition.

Information Technology Sector Risk. The Fund's investments are exposed to issuers conducting business in the Information Technology Sector. The Information Technology Sector includes companies that offer software and information technology services, manufacturers and distributors of technology hardware and equipment such as communications equipment, cellular phones, computers and peripherals, electronic equipment and related instruments and semiconductors. The Fund is subject to the risk that the securities of such issuers will underperform the market as a whole due to legislative or regulatory changes, adverse market conditions and/or increased competition affecting the Information Technology Sector. The prices of the securities of companies operating in the Information Technology Sector are closely tied to market competition, increased sensitivity to short product cycles and aggressive pricing, and problems with bringing products to market.

Materials Sector Risk. The Fund's investments are exposed to issuers conducting business in the Materials Sector. The Materials Sector includes companies that manufacture chemicals, construction materials, glass, paper, forest products and related packaging products, and metals, minerals and mining companies, including producers of steel. The Fund is subject to the risk that the securities of such issuers will underperform the market as a whole due to legislative or regulatory changes, adverse market conditions and/or increased competition affecting the Materials Sector. The prices of the securities of companies operating in the Materials Sector may fluctuate widely due to the level and volatility of commodity prices, the exchange value of the U.S. dollar, import controls, worldwide competition, liability for environmental damage, depletion of resources, and mandated expenditures for safety and pollution control devices.

SHAREHOLDER TRADING RISK—The Fund may be used as a tool for certain investors that employ trading strategies involving frequent trading. Such trading strategies may lead to increased portfolio turnover in the Fund, higher transaction costs, and the possibility of increased short-term capital gains (which will be taxable to shareholders as ordinary income when distributed to them) and/or long-term capital gains. Large movements of assets into and out

of the Fund due to active or frequent trading also may adversely affect the Fund's ability to achieve its investment objective.

SHORT SALES AND SHORT EXPOSURE RISK—Short selling a security involves selling a borrowed security with the expectation that the value of that security will decline, so that the security may be purchased at a lower price when returning the borrowed security. A short exposure through a derivative exposes the Fund to counterparty credit risk and leverage risk. The risk for loss on a short sale or other short exposure is greater than a direct investment in the security itself because the price of the borrowed security may rise, thereby increasing the price at which the security must be purchased. The risk of loss through a short sale or other short exposure may in some cases be theoretically unlimited. Government actions also may affect the Fund's ability to engage in short selling.

TEMPORARY DEFENSIVE INVESTMENT RISK—The Advisor generally does not attempt to take defensive positions in the Fund in declining markets. Therefore, the Fund may be subject to greater losses in a declining market than a fund that does take defensive positions in declining markets.

TRACKING ERROR RISK—The Advisor may not be able to cause the Fund's performance to correlate to that of the Fund's benchmark, either on a daily or aggregate basis. Factors such as Fund expenses, imperfect correlation between the Fund's investments and those of the underlying index, rounding of share prices, changes to the composition of the underlying index, regulatory policies, high portfolio turnover rate, and the use of leverage all contribute to tracking error. Tracking error may cause the Fund's performance to be less than you expect.

TRADING HALT RISK—The Fund typically will hold futures contracts and short-term options. The major exchanges on which these contracts are traded, such as the Chicago Mercantile Exchange, have established limits on how much the trading price of a futures contract or option may decline over various time periods within a day, and may halt trading in a contract that exceeds such limits. If a trading halt occurs, the Fund may temporarily be unable to purchase or sell certain securities, futures contracts or options. Such a trading halt near the time the Fund prices its shares may limit the Fund's ability to use leverage and fully invest its assets, which could increase tracking error and adversely affect performance, and may prevent the Fund from achieving its investment objective.

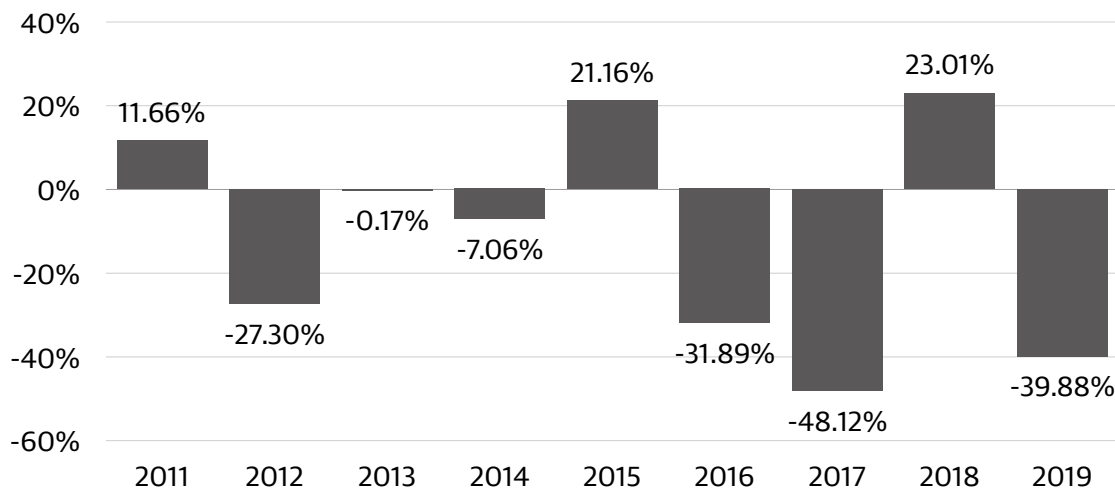
U.S. GOVERNMENT SECURITIES RISK—U.S. government securities may or may not be backed by the full faith and credit of the U.S. government. The value of U.S. government securities will fluctuate and such securities are subject to the risks associated with fixed-income and debt securities, particularly interest rate and credit risk.

PERFORMANCE INFORMATION

The following bar chart shows the performance of the Class H shares of the Fund from year to year. The variability of performance over time provides an indication of the risks of investing in the Fund. The following table shows the performance of the Class H shares of the Fund as an average over different periods of time in comparison to the performance of a broad-based market index. The figures in the bar chart and table assume the reinvestment of dividends and capital gains distributions. Of course, this past performance (before and after taxes) does not necessarily indicate how the Fund will perform in the future.

Updated performance information is available on the Fund's website at www.guggenheiminvestments.com or by calling 800.820.0888.

The performance information shown below for Class H shares is based on a calendar year. The year-to-date return for the period from January 1, 2020 through June 30, 2020 is -3.27%.



Highest Quarter Return
Q3 2011 44.83%

Lowest Quarter Return
Q4 2019 -26.40%

AVERAGE ANNUAL TOTAL RETURN (for periods ended December 31, 2019)

The after-tax returns presented in the table below are calculated using highest historical individual federal marginal income tax rates and do not reflect the impact of state and local taxes. Your actual after-tax returns will depend on your specific tax situation and may differ from those shown below. After-tax returns are not relevant to investors who hold shares of the Fund through tax-deferred arrangements, such as 401(k) plans or individual retirement accounts.

Class H	Past 1 Year	Past 5 Years	Since Inception (10/29/2010)
Return Before Taxes	-39.88%	-20.54%	-15.56%
Return After Taxes on Distributions	-40.13%	-20.61%	-15.60%
Return After Taxes on Distributions and Sale of Fund Shares	-23.60%	-13.70%	-9.53%
BNY Mellon Emerging Markets 50 ADR Index (reflects no deduction for fees, expenses or taxes)	25.43%	6.70%	2.05%

MANAGEMENT

INVESTMENT ADVISOR

Security Investors, LLC, which operates under the name Guggenheim Investments, serves as the investment adviser of the Fund.

PORTFOLIO MANAGERS

- **Michael P. Byrum**, CFA, Senior Vice President. Mr. Byrum has been associated with the Advisor since 1993.
- **Ryan A. Harder**, CFA, Portfolio Manager. Mr. Harder has been associated with the Advisor since 2004.

PURCHASE AND SALE OF FUND SHARES

The minimum initial investment amounts and minimum account balance requirements for Class H accounts held through a third party (e.g., a brokerage account) are typically:

- \$1,000 for retirement accounts
- \$2,500 for all other accounts

Accounts opened through a financial intermediary (non-direct) will be subject to your financial intermediary's minimum initial investment amount and account balance requirements, which may be different than the amounts above.

Class H accounts held directly at Guggenheim Investments (other than those that are managed by financial professionals) are subject to a minimum initial investment and account balance of \$5,000 (including retirement accounts).

Direct accounts managed by financial professionals are not subject to minimum initial investment and minimum account balance requirements.

There are no minimum amounts for subsequent investments in the Fund except for subsequent investments made via Automated Clearing House ("ACH").

The Fund reserves the right to modify its minimum account balance requirements at any time, with or without prior notice to you.

The Fund redeems its shares continuously and investors may sell their shares back to the Fund on any day that the New York Stock Exchange (the "NYSE") is open for business (a "Business Day"). You will ordinarily submit your transaction order through your financial intermediary or other securities dealers through which you opened your shareholder account or through Guggenheim Investments directly. The Fund also offers you the option to send redemption orders to Guggenheim Investments by mail, fax or telephone.

TAX INFORMATION

Fund distributions are generally taxable as ordinary income, qualified dividend income, or capital gains (or a combination thereof), unless your investment is in an IRA or other tax-advantaged retirement account. Investments through a tax-advantaged retirement account may be subject to taxation upon withdrawal.

PAYMENTS TO BROKER-DEALERS AND OTHER FINANCIAL INTERMEDIARIES

If you purchase the Fund through a broker-dealer or other financial intermediary (such as a bank), the Fund and its related companies may pay the intermediary for the sale of Fund shares and related services. These payments may create a conflict of interest by influencing the broker-dealer or other intermediary and your sales person to recommend the Fund over another investment. Ask your sales person or visit your financial intermediary's website for more information.

STRENGTHENING DOLLAR 2X STRATEGY FUND

IMPORTANT INFORMATION ABOUT THE FUND

The Strengthening Dollar 2x Strategy Fund (the "Fund") is very different from most other mutual funds in that it seeks **daily leveraged** investment results. As a result, the Fund may be riskier than alternatives that do not use leverage because the performance of an investment in the Fund is magnified.

The effect of leverage on the Fund will generally cause the Fund's performance to not match the performance of the Fund's benchmark (as described below) over a period of time greater than a single trading day. This means that the return of the Fund for a period of longer than a single trading day will be the result of each day's compounded returns over the period, which will very likely differ from twice the return of the Fund's underlying index (as defined below) for that period. As a consequence, especially in periods of market volatility, the path or trend of the benchmark during the longer period may be at least as important to the Fund's cumulative return for the longer period as the cumulative return of the benchmark for the relevant longer period. Further, the return for investors who invest for a period longer than a single trading day will not be the product of the return of the Fund's stated investment goal (*i.e.*, 2x) and the cumulative performance of the benchmark.

The Fund is not suitable for all investors. The Fund should be utilized only by investors who (a) understand the risks associated with the use of leverage, (b) understand the consequences of seeking daily leveraged investment results, and (c) intend to actively monitor and manage their investments. Investors who do not meet these criteria should not buy shares of the Fund. An investment in the Fund is not a complete investment program.

INVESTMENT OBJECTIVE

The Fund seeks to provide investment results that match the performance of a specific benchmark, before fees and expenses, on a daily basis. The Fund's current benchmark is 200% of the performance of the U.S. Dollar Index[®] (the "underlying index"). The Fund does not seek to achieve its investment objective over a period of time greater than one day.

FEES AND EXPENSES OF THE FUND

This table describes the fees and expenses that you may pay if you buy and hold Class H shares of the Fund.

SHAREHOLDER FEES (<i>fees paid directly from your investment</i>)	N/A
ANNUAL FUND OPERATING EXPENSES (<i>expenses that you pay each year as a percentage of the value of your investment</i>)	
Management Fees	0.90%
Distribution (12b-1) Fees	0.25%
Other Expenses*	0.85%
Acquired Fund Fees and Expenses	0.07%
Total Annual Fund Operating Expenses**	2.07%
Fee Waiver***	-0.04%
Total Annual Fund Operating Expenses After Fee Waiver**	2.03%

* "Other Expenses" does not include fees paid to the Fund's swap contract counterparties, or the management fees, performance fees, and expenses of the reference assets or trading vehicles underlying such swap contracts. These fees and expenses, which are not reflected in this Annual Fund Operating Expenses table, are embedded in the returns of the swap contracts (*i.e.*, the fees and expenses reduce the investment returns of the swap contracts) and represent an indirect cost of investing in the Fund.

** The Total Annual Fund Operating Expenses and Total Annual Fund Operating Expenses After Fee Waiver in this fee table may not correlate to the expense ratios in the Fund's financial highlights and financial statements because the financial highlights and financial statements reflect only the operating expenses of the Fund and do not include Acquired Fund Fees and Expenses, which are fees and expenses incurred indirectly by the Fund through its investments in certain underlying investment companies.

*** The Advisor has contractually agreed through August 1, 2021, to waive the amount of the Fund's management fee to the extent necessary to offset the proportionate share of any management fee paid by the Fund with respect to any Fund investment in an underlying fund for which the Advisor or any of its affiliates also serves as investment manager. The agreement may be terminated by the Advisor at the conclusion of any one-year term or by the Fund's Board of Trustees at any time, and when the Advisor ceases to serve as such.

EXAMPLE

This Example is intended to help you compare the cost of investing in the Fund with the cost of investing in other mutual funds.

The Example assumes that you invest \$10,000 in the Fund for the time periods indicated and then redeem all of your shares at the end of those periods. The Example also assumes that your investment has a 5% return each year and that the Fund's operating expenses remain the same. Although your actual costs may be higher or lower, based on these assumptions your costs would be:

1 Year	3 Years	5 Years	10 Years
\$206	\$645	\$1,110	\$2,397

PORTFOLIO TURNOVER

The Fund pays transaction costs, such as commissions, when it buys and sells securities (or "turns over" its portfolio). A higher portfolio turnover rate may indicate higher transaction costs and may result in higher taxes when Fund shares are held in a taxable account. These costs, which are not reflected in the Total Annual Fund Operating Expenses or the Example, affect the Fund's performance. During the most recent fiscal year, the Fund's portfolio turnover rate was 0% of the average value of its portfolio. The Fund's portfolio turnover rate is calculated without regard to cash instruments and most derivatives. If such instruments were included, the Fund's portfolio turnover rate might be significantly higher.

PRINCIPAL INVESTMENT STRATEGIES

The Fund employs as its investment strategy a program of investing in derivative instruments, which primarily consist of index swaps, futures contracts, and options on securities, securities indices, and futures contracts. While the Fund may write (sell) and purchase swaps, it expects primarily to purchase swaps. The Advisor attempts to consistently apply leverage to increase the Fund's exposure to 200% of the underlying index, and expects to rebalance the Fund's holdings daily to maintain such exposure. Investing in derivative instruments enables the Fund to pursue its investment objective without investing directly in the securities included in the underlying index or in the same proportion that those securities are represented in the Fund's benchmark. The Fund's use of derivatives and the leveraged investment exposure created by such use are expected to be significant. Certain of the Fund's derivatives investments may be traded in the over-the-counter ("OTC") market.

Investments in derivative instruments, such as futures, options and swap agreements, have the economic effect of creating financial leverage in the Fund's portfolio because such investments may give rise to losses that exceed the amount the Fund has invested in those instruments. Financial leverage will magnify, sometimes significantly, the Fund's exposure to any increase or decrease in prices associated with a particular reference asset resulting in increased volatility in the value of the Fund's portfolio. The value of the Fund's portfolio is likely to experience greater volatility over short-term periods. While such financial leverage has the potential to produce greater gains, it also may result in greater losses, which in some cases may cause the Fund to liquidate other portfolio investments at a loss to comply with limits on leverage and asset segregation requirements imposed by the Investment Company Act of 1940 or to meet redemption requests.

The U.S. Dollar Index[®] measures the performance of the U.S. dollar against a basket of foreign currencies that include the Euro, Japanese Yen, British Pound, Canadian Dollar, Swedish Krona and Swiss Franc. On a day-to-day basis, the Fund may hold U.S. government securities or cash equivalents. The Fund also may enter into repurchase agreements with counterparties that are deemed to present acceptable credit risks. In an effort to ensure that the Fund is fully invested on a day-to-day basis, the Fund may conduct any necessary trading activity at or just prior to the close of the U.S. financial markets. The Fund is non-diversified and, therefore, may invest a greater percentage of its assets in a particular issuer in comparison to a diversified fund.

The Fund may invest a portion of its assets, and at times, a substantial portion of its assets, in other short-term fixed-income investment companies advised by the Advisor, or an affiliate of the Advisor, for various purposes, including for liquidity management purposes (e.g., to increase yield on liquid investments used to collateralize derivatives positions) or when such investment companies present a more cost-effective investment option than direct investments in the underlying securities. Investments in these investment companies will significantly increase the portfolio's exposure to certain other asset categories, including: (i) a broad range of high yield, high risk debt securities rated below the top four long-term rating categories by a nationally recognized statistical rating organization or, if unrated, determined by the Advisor to be of comparable quality (also known as "junk bonds"); (ii) securities issued by the U.S. government or its agencies and instrumentalities; (iii) collateralized loan obligations ("CLOs"), other asset-backed securities (including mortgage-backed securities) and similarly structured debt investments; and (iv) other short-term fixed income securities. Such investments will expose the Fund to the risks of these asset categories and increases or decreases in the value of these investments may cause the Fund to deviate from its investment objective.

PRINCIPAL RISKS

As with all mutual funds, a shareholder is subject to the risk that his or her investment could lose money. In addition to this risk, the Fund is subject to the principal risks described below.

ASSET-BACKED AND MORTGAGE-BACKED SECURITIES RISK—Through its investments in other investment companies, the Fund may have exposure to asset-backed securities, including mortgage-backed securities and structured finance investments. Investors in these securities generally receive payments that are part interest and part return of principal. These payments may vary based on the rate at which the underlying borrowers pay off their loans. Some asset-backed securities, including mortgage-backed securities, may have structures that make their reaction to interest rates and other factors difficult to predict, making their prices very volatile and they are subject to liquidity risk. The terms of many structured finance investments and other instruments are tied to the London Interbank Offered Rate ("LIBOR"), which functions as a reference rate or benchmark. It is anticipated that LIBOR will be discontinued at the end of 2021, which may cause increased volatility and illiquidity in the markets for instruments with terms tied to LIBOR or other adverse consequences for these instruments. These events may adversely affect the Fund and its investments in such instruments.

CLO RISK—Through its investments in other investment companies, the Fund may have exposure to CLOs. A CLO is a trust typically collateralized by a pool of loans, which may include, among others, domestic and foreign senior secured loans, senior unsecured loans, and subordinate corporate loans, including loans that may be rated below investment grade or equivalent unrated loans. The cash flows from the trust are split into two or more portions, called tranches, varying in risk and yield. CLO tranches can experience substantial losses due to actual defaults, increased sensitivity to defaults due to collateral default and disappearance of protecting tranches, market anticipation of defaults, as well as aversion to CLO securities as a class. The risks of an investment in a CLO depend largely on the type of the collateral securities and the class of the CLO in which the Fund invests.

COMPOUNDING RISK—In addition to the correlation risks described under "Correlation Risk," the Fund's returns are subject to the effects of compounding, which generally will cause the Fund's performance to not correlate to the performance of the benchmark over periods greater than a single day, before accounting for fees and fund expenses. Compounded returns are the result of reinvesting daily returns over periods greater than a single day. The Fund's compounded returns for periods greater than a single day will be different than the performance of the benchmark over the same period. The effects of compounding on the performance of the Fund will be more pronounced when the underlying index experiences increased volatility, the greater the leverage employed in the Fund, and over longer holding periods.

Compounding affects the performance of all investments over time, but has a more significant effect on a leveraged index fund because the magnified changes in performance produced by the use of leverage lead to greater increases and decreases in the fund's daily returns which are then compounded over time. The effects of compounding, therefore, have a more significant effect on the Fund because it seeks to match a multiple of the performance of the Fund's underlying index on a daily basis.

Fund performance for periods greater than one day can be estimated given any set of assumptions for the following factors: (a) underlying index performance; (b) underlying index volatility; (c) financing rates associated with leverage; (d) other Fund expenses; (e) dividends or interest paid by companies in the underlying index; and (f) period of time. The table below illustrates the impact of two principal factors - volatility and index performance - on Fund

performance. The table shows estimated Fund returns for a number of combinations of performance and volatility over a one-year period. Performance shown in the table assumes: (a) no dividends paid by the companies included in the underlying index; (b) no Fund expenses; and (c) a cost of leverage of zero percent. If Fund expenses, including the cost of leverage, were included, the Fund's performance would be lower than shown.

Areas shaded lighter represent those scenarios where the Fund can be expected to return more than twice the performance of the underlying index; conversely, areas shaded darker represent those scenarios where the Fund can be expected to return less than twice the performance of the underlying index.

Index Performance		Annualized Volatility				
1x	2x	10%	25%	50%	75%	100%
-60%	-120%	-84%	-85%	-88%	-91%	-94%
-50%	-100%	-75%	-77%	-81%	-86%	-91%
-40%	-80%	-65%	-66%	-72%	-80%	-87%
-30%	-60%	-52%	-54%	-62%	-72%	-82%
-20%	-40%	-37%	-41%	-49%	-64%	-78%
-10%	-20%	-20%	-24%	-37%	-55%	-71%
0%	0%	-1%	-5%	-22%	-43%	-65%
10%	20%	19%	14%	-5%	-31%	-58%
20%	40%	42%	36%	11%	-15%	-47%
30%	60%	67%	59%	32%	-3%	-38%
40%	80%	93%	84%	52%	11%	-28%
50%	100%	122%	111%	76%	28%	-20%
60%	120%	154%	140%	100%	44%	-10%

The underlying index's annualized historical volatility rate for the five-year period ended June 30, 2020 is 5.61%. The underlying index's highest one-year volatility rate during the five-year period is 7.21%. The underlying index's annualized performance for the five-year period ended June 30, 2020 is 0.38%.

Historical underlying index volatility and performance are not indications of what the underlying index volatility and performance will be in the future. The table is intended to isolate the effects of the underlying index volatility and index performance on the return of the Fund, and underscore that the Fund is designed as a short-term trading vehicle for investors who intend to actively monitor and manage their portfolios.

CORRELATION RISK—A number of factors may affect the Fund's ability to achieve a high degree of correlation with its benchmark, including instances in which the Fund does not hold or have exposure to each component security of the underlying index and the effect of compounding on the Fund's returns, and there can be no guarantee that the Fund will achieve a high degree of correlation. Failure to achieve a high degree of correlation may prevent the Fund from achieving its investment objective. The Fund does not attempt to, and should not be expected to, provide returns which are a multiple of the returns of the underlying index for periods other than a single day. The risk of the Fund not achieving its daily investment objective will be more acute when the underlying index has an extreme one-day movement approaching 50%. **In addition, as a result of compounding, the Fund's performance for periods greater than a single day is likely to be either greater than or less than the performance of the underlying index times the stated multiple in the Fund's investment objective, before accounting for Fund fees and expenses.**

COUNTERPARTY CREDIT RISK—The Fund may invest in financial instruments involving counterparties that attempt to gain exposure to a particular group of securities, index or asset class without actually purchasing those securities or investments, or to hedge a position. The Fund's use of such financial instruments, including swap agreements, involves risks that are different from those associated with ordinary portfolio securities transactions. For example, the Fund is exposed to the risk that the counterparty may be unwilling or unable to make timely payments to meet its contractual obligations or may fail to return holdings that are subject to the agreement with the counterparty. If the counterparty becomes bankrupt or defaults on its payment obligations to the Fund, the Fund may not receive the full amount that it is entitled to receive. If this occurs, the value of your shares in the Fund will decrease.

CREDIT RISK—The Fund could lose money if the debt securities or other instruments in which it invests decline in price, or the issuer or guarantor of such instrument fails to pay interest or principal when due because the issuer or guarantor of the instrument experiences an actual or perceived decline in its financial status. Generally, credit risk is increased when a portfolio security is downgraded or the perceived creditworthiness of the issuer or guarantor deteriorates, though the effect of any credit rating downgrade can be uncertain. To the extent the Fund invests in below investment grade instruments, it will be exposed to a greater amount of credit risk than a fund which only invests in investment grade securities. In addition, to the extent the Fund uses credit derivatives, such use will expose it to additional risk in the event that the bonds underlying the derivatives default. The degree of credit risk depends on the issuer's or guarantor's financial condition and on the terms of the instruments.

CURRENCY RISK—Direct and indirect exposure to foreign currencies subjects the Fund to the risk that those currencies will decline in value relative to the U.S. dollar or, in the case of short positions, that the U.S. dollar will decline in value relative to the currency being hedged. Currency exchange rates in foreign countries may fluctuate significantly over short periods of time for a number of reasons, including changes in interest rates, the imposition of currency controls, or other political, economic and social developments in the U.S. or abroad. In particular, the Fund may have direct and indirect exposure to foreign currencies and also may incur transaction costs in connection with conversions between those currencies. The Fund may attempt to, but is not obligated to, hedge its currency exposure. However, currency hedging strategies may not effectively eliminate all currency risk.

DERIVATIVES RISK—The Fund's investments in derivatives may pose risks in addition to and greater than those associated with investing directly in securities or other investments, including risks relating to leverage, imperfect correlations with underlying investments or the Fund's other portfolio holdings, high price volatility, lack of availability, counterparty credit, liquidity, valuation and legal restrictions. Their use is a highly specialized activity that involves investment techniques and risks different from those associated with ordinary portfolio securities transactions. If the Advisor is incorrect about its expectations of market conditions, the use of derivatives could also result in a loss, which in some cases may be unlimited. Certain risks are specific to the derivatives in which the Fund invests.

SWAP AGREEMENTS RISK—Swap agreements are contracts among the Fund and a counterparty to exchange the return of the pre-determined underlying investment (such as the rate of return of the underlying index). Swap agreements may be negotiated bilaterally and traded OTC between two parties or, in some instances, must be transacted through a futures commission merchant and cleared through a clearinghouse that serves as a central counterparty. Risks associated with the use of swap agreements are different from those associated with ordinary portfolio securities transactions, due in part to the fact they could be considered illiquid and many swaps trade on the OTC market. Swaps are particularly subject to counterparty credit, correlation, valuation, liquidity and leveraging risks. Certain standardized swaps are subject to mandatory central clearing. Central clearing is expected to reduce counterparty credit risk and increase liquidity, but central clearing does not make swap transactions risk-free.

FUTURES CONTRACTS RISK—Futures contracts are typically exchange-traded contracts that call for the future delivery of an asset at a certain price and date, or cash settlement of the terms of the contract. Risks of futures contracts may be caused by an imperfect correlation between movements in the price of the instruments and the price of the underlying securities. In addition, there is the risk that the Fund may not be able to enter into a closing transaction because of an illiquid market. Exchanges can limit the number of positions that can be held or controlled by the Fund or the Advisor, thus limiting the ability to implement the Fund's strategies. Futures markets are highly volatile and the use of futures may increase the volatility of the Fund's net asset value ("NAV"). Futures also are subject to leverage risks and to liquidity risk.

OPTIONS CONTRACTS RISK—Options or options on futures contracts give the holder of the option the right to buy (or to sell) a position in a security or in a contract to the writer of the option, at a certain price. They are subject to correlation risk because there may be an imperfect correlation between the options and the securities markets that cause a given transaction to fail to achieve its objectives. The successful use of options depends on the Advisor's ability to correctly predict future price fluctuations and the degree of correlation between the options and securities markets. Exchanges can limit the number of positions that can be held or controlled by the Fund or the Advisor, thus limiting the ability to implement the Fund's strategies. Options also are particularly subject to leverage risk and can be subject to liquidity risk.

EARLY CLOSING RISK—The Fund is subject to the risk that unanticipated early closings of securities exchanges and other financial markets may result in the Fund's inability to buy or sell securities or other financial instruments on that day and may cause the Fund to incur substantial trading losses.

FINANCIALS SECTOR RISK—The Fund's investments are exposed to issuers conducting business in the Financials Sector. The Financials Sector includes companies involved in banking, thrifts and mortgage finance, specialized finance, consumer finance, asset management and custody banks, investment banking and brokerage and insurance. It also includes the Financial Exchanges & Data and Mortgage Real Estate Investment Trusts (REITs) sub-industries. Certain Financials Sector companies serve as counterparties with which the Fund may enter into derivatives agreements or other similar contractual arrangements. The Fund's exposure to such companies subjects the Fund to the risk that their securities will underperform the market as a whole due to legislative or regulatory changes, adverse market conditions and/or increased competition affecting the Financials Sector, which may adversely affect a company's ability to fulfill its obligations as a financial counterparty, which may adversely affect a company's ability to fulfill its obligations as a financial counterparty. Companies operating in the Financials Sector are subject to extensive government regulation, which may limit the financial commitments they can make and the interest rates and fees they can charge. Profitability is largely dependent on the availability and cost of capital funds, and can fluctuate significantly when interest rates change or due to increased competition.

HIGH YIELD AND UNRATED SECURITIES RISK—The Fund's exposure to higher yielding, below investment grade and unrated high risk debt securities (commonly known as "junk bonds") may present additional risk because these securities may be less liquid and present greater credit risk than investment grade bonds. The price of high yield securities tends to be subject to greater volatility due to issuer-specific operating results and outlook and to real or perceived adverse economic and competitive industry conditions. This exposure may be obtained through investments in other investment companies.

INTEREST RATE RISK—The market value of fixed income investments and related financial instruments will change in response to interest rate changes. During periods of falling interest rates, the values of fixed income securities generally rise. Conversely, during periods of rising interest rates, the values of such securities generally decline. Securities with greater interest rate sensitivity and longer maturities generally are subject to greater fluctuations in value. The Fund may invest in variable and floating rate securities. Although these instruments are generally less sensitive to interest rate changes than fixed rate instruments, the value of floating rate and variable securities may decline if their interest rates do not rise as quickly, or as much, as general interest rates. Changes in government or central bank policy, including changes in tax policy or changes in a central bank's implementation of specific policy goals, may have a substantial impact on interest rates, and could have an adverse effect on prices for fixed income securities and on the performance of the Fund. In particular, interest rates in the U.S. are at or near historically low levels and as a result, fixed income securities markets may experience heightened levels of interest rate risk. Any unexpected or sudden reversal of the fiscal policy underlying current interest rate levels could adversely affect the value of the Fund. There can be no guarantee that any particular government or central bank policy will be continued, discontinued or changed, nor that any such policy will have the desired effect on interest rates.

INVESTMENT IN INVESTMENT VEHICLES RISK—Investing in other investment vehicles, including exchange-traded funds ("ETFs"), closed-end funds, affiliated short-term fixed income funds and other mutual funds, subjects the Fund to those risks affecting the investment vehicle, including the possibility that the value of the underlying securities held by the investment vehicle could decrease or the portfolio becomes illiquid. Moreover, the Fund and its shareholders will incur its pro rata share of the underlying vehicles' expenses, which will reduce the Fund's performance. In addition, investments in an ETF are subject to, among other risks, the risk that the ETF's shares may trade at a discount or premium relative to the NAV of the shares and the listing exchange may halt trading of the ETF's shares.

INVESTMENT IN LOANS RISK—Investing in loans involves special types of risks, including credit risk, interest rate risk, counterparty risk and prepayment risk. Loans may offer a fixed or floating interest rate. Loans are often generally below investment grade and may be unrated. Loans may be difficult to value and some can be subject to liquidity risk.

LEVERAGING RISK—The Fund achieves leveraged exposure to the underlying index through the use of derivative instruments. The more the Fund invests in leveraged instruments, the more this leverage will magnify any losses on those investments. The Fund's investment in these instruments generally requires a small investment relative to the

amount of investment exposure assumed. As a result, such investments may give rise to losses that exceed the amount invested in those instruments. Since the Fund's investment strategy involves consistently applied leverage, the value of the Fund's shares will tend to increase or decrease more than the value of any increase or decrease in the underlying index. Leverage also will have the effect of magnifying tracking error.

LIQUIDITY AND VALUATION RISK—In certain circumstances, it may be difficult for the Fund to purchase and sell a particular investment within a reasonable time at a fair price, or the price at which it has been valued by the Advisor for purposes of the Fund's NAV, causing the Fund to be less liquid. While the Fund intends to invest in liquid securities and financial instruments, under certain market conditions, such as when trading in a particular investment has been halted temporarily by an exchange because the maximum price change of that investment has been realized, it may be difficult or impossible for the Fund to liquidate such investments. In addition, the ability of the Fund to assign an accurate daily value to certain investments may be difficult, and the Advisor may be required to fair value the investments.

MARKET RISK—The market value of the securities and derivatives held by the Fund may fluctuate over time in response to factors affecting individual companies or other factors such as changing economic, political or financial markets.

NON-DIVERSIFICATION RISK—The Fund is considered non-diversified and can invest a greater portion of its assets in securities of individual issuers than a diversified fund. As a result, changes in the market value of a single issuer's securities could cause greater fluctuations in the value of Fund shares than would occur in a diversified fund.

OTC TRADING RISK—Certain of the derivatives in which the Fund may invest may be traded (and privately negotiated) in the OTC market. While the OTC derivatives market is the primary trading venue for many derivatives, it is largely unregulated and provides for less transparency than a national securities or commodities exchange. As a result and similar to other privately negotiated contracts, the Fund is subject to counterparty credit risk with respect to such derivatives contracts.

PASSIVE INVESTMENT RISK—The Fund is not actively managed and the Advisor does not attempt to take defensive positions in declining markets. Therefore, the Fund may be subject to greater losses in a declining market than a fund that is actively managed.

PORTFOLIO TURNOVER RISK—Periodic rebalancing of the Fund's holdings pursuant to its daily investment objective may lead to a greater number of portfolio transactions in the Fund than experienced by other mutual funds. Such frequent and active trading may lead to significantly higher transaction costs because of increased broker commissions associated with such transactions.

PREPAYMENT AND EXTENSION RISK—Prepayment risk is the risk that the principal on mortgage-backed securities, other asset-backed securities or any debt security with an embedded call option may be prepaid at any time, which could reduce the security's yield and market value. In the case of prepayment risk, if the investment is converted, prepaid or redeemed before maturity, the portfolio manager may not be able to invest the proceeds in other investments providing as high a level of income, resulting in a reduced yield to the Fund. The rate of prepayments tends to increase as interest rates fall, which could cause the average maturity of the portfolio to shorten. Conversely, extension risk is the risk that an unexpected rise in interest rates will extend the life of a mortgage- or asset-backed security beyond the prepayment time. If the Fund's investments are locked in at a lower interest rate for a longer period of time, the portfolio manager may be unable to capitalize on securities with higher interest rates or wider spreads.

REGULATORY AND LEGAL RISK—U.S. and non-U.S. governmental agencies and other regulators regularly implement additional regulations and legislators pass new laws that affect the investments held by the Fund, the strategies used by the Fund or the level of regulation or taxation applying to the Fund (such as regulations related to investments in derivatives and other transactions). These regulations and laws impact the investment strategies, performance, costs and operations of the Fund or taxation of shareholders.

REPURCHASE AGREEMENT RISK—The Fund's investment in repurchase agreements may be subject to market and credit risk with respect to the collateral securing the repurchase agreements. Investments in repurchase agreements also may be subject to the risk that the market value of the underlying obligations may decline prior to the expiration of the repurchase agreement term.

SHAREHOLDER TRADING RISK—The Fund may be used as a tool for certain investors that employ trading strategies involving frequent trading. Such trading strategies may lead to increased portfolio turnover in the Fund, higher transaction costs, and the possibility of increased short-term capital gains (which will be taxable to shareholders as ordinary income when distributed to them) and/or long-term capital gains. Large movements of assets into and out of the Fund due to active or frequent trading also may adversely affect the Fund's ability to achieve its investment objective.

TEMPORARY DEFENSIVE INVESTMENT RISK—The Advisor generally does not attempt to take defensive positions in the Fund in declining markets. Therefore, the Fund may be subject to greater losses in a declining market than a fund that does take defensive positions in declining markets.

TRACKING ERROR RISK—The Advisor may not be able to cause the Fund's performance to match that of the Fund's benchmark, either on a daily or aggregate basis. Factors such as Fund expenses, imperfect correlation between the Fund's investments and those of the underlying index, rounding of share prices, changes to the composition of the underlying index, regulatory policies, high portfolio turnover rate, and the use of leverage all contribute to tracking error. Tracking error may cause the Fund's performance to be less than you expect.

TRADING HALT RISK—The Fund typically will hold futures contracts and short-term options. The major exchanges on which these contracts are traded, such as the Chicago Mercantile Exchange, have established limits on how much the trading price of a futures contract or option may decline over various time periods within a day, and may halt trading in a contract that exceeds such limits. If a trading halt occurs, the Fund may temporarily be unable to purchase or sell certain securities, futures contracts or options. Such a trading halt near the time the Fund prices its shares may limit the Fund's ability to use leverage and fully invest its assets, which could increase tracking error and adversely affect performance, and may prevent the Fund from achieving its investment objective.

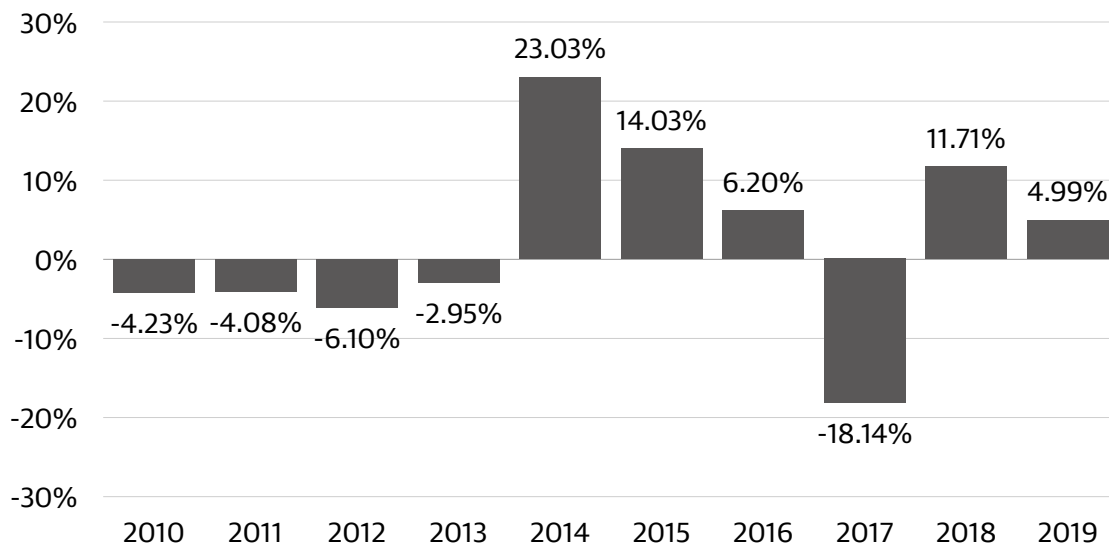
U.S. GOVERNMENT SECURITIES RISK—U.S. government securities may or may not be backed by the full faith and credit of the U.S. government. The value of U.S. government securities will fluctuate and such securities are subject to the risks associated with fixed-income and debt securities, particularly interest rate and credit risk.

PERFORMANCE INFORMATION

The following bar chart shows the performance of the Class H shares of the Fund from year to year. The variability of performance over time provides an indication of the risks of investing in the Fund. The following table shows the performance of the Class H shares of the Fund as an average over different periods of time in comparison to the performance of a broad-based market index. The figures in the bar chart and table assume the reinvestment of dividends and capital gains distributions. Of course, this past performance (before and after taxes) does not necessarily indicate how the Fund will perform in the future.

Updated performance information is available on the Fund's website at www.guggenheiminvestments.com or by calling 800.820.0888.

The performance information shown below for Class H shares is based on a calendar year. The year-to-date return for the period from January 1, 2020 through June 30, 2020 is 1.64%.



Highest Quarter Return
Q1 2015 17.08%

Lowest Quarter Return
Q3 2010 -17.58%

AVERAGE ANNUAL TOTAL RETURN (for periods ended December 31, 2019)

The after-tax returns presented in the table below are calculated using highest historical individual federal marginal income tax rates and do not reflect the impact of state and local taxes. Your actual after-tax returns will depend on your specific tax situation and may differ from those shown below. After-tax returns are not relevant to investors who hold shares of the Fund through tax-deferred arrangements, such as 401(k) plans or individual retirement accounts.

Class H	Past 1 Year	Past 5 Years	Past 10 Years
Return Before Taxes	4.99%	3.06%	1.82%
Return After Taxes on Distributions	4.63%	2.80%	1.69%
Return After Taxes on Distributions and Sale of Fund Shares	2.96%	2.33%	1.40%
U.S. Dollar Index® (reflects no deduction for fees, expenses or taxes)	0.23%	1.32%	2.16%

MANAGEMENT

INVESTMENT ADVISOR

Security Investors, LLC, which operates under the name Guggenheim Investments, serves as the investment adviser of the Fund.

PORTFOLIO MANAGERS

- **Michael P. Byrum**, CFA, Senior Vice President. Mr. Byrum has been associated with the Advisor since 1993.
- **Ryan A. Harder**, CFA, Portfolio Manager. Mr. Harder has been associated with the Advisor since 2004.

PURCHASE AND SALE OF FUND SHARES

The minimum initial investment amounts and minimum account balance requirements for Class H accounts held through a third party (e.g., a brokerage account) are typically:

- \$1,000 for retirement accounts
- \$2,500 for all other accounts

Accounts opened through a financial intermediary (non-direct) will be subject to your financial intermediary's minimum initial investment amount and account balance requirements, which may be different than the amounts above.

Class H accounts held directly at Guggenheim Investments (other than those that are managed by financial professionals) are subject to a minimum initial investment and account balance of \$5,000 (including retirement accounts).

Direct accounts managed by financial professionals are not subject to minimum initial investment and minimum account balance requirements.

There are no minimum amounts for subsequent investments in the Fund except for subsequent investments made via Automated Clearing House ("ACH").

The Fund reserves the right to modify its minimum account balance requirements at any time, with or without prior notice to you.

The Fund redeems its shares continuously and investors may sell their shares back to the Fund on any day that the New York Stock Exchange (the "NYSE") is open for business (a "Business Day"). You will ordinarily submit your transaction order through your financial intermediary or other securities dealers through which you opened your shareholder account or through Guggenheim Investments directly. The Fund also offers you the option to send redemption orders to Guggenheim Investments by mail, fax or telephone.

TAX INFORMATION

Fund distributions are generally taxable as ordinary income or capital gains (or a combination of both), unless your investment is in an IRA or other tax-advantaged retirement account. Investments through a tax-advantaged retirement account may be subject to taxation upon withdrawal.

PAYMENTS TO BROKER-DEALERS AND OTHER FINANCIAL INTERMEDIARIES

If you purchase the Fund through a broker-dealer or other financial intermediary (such as a bank), the Fund and its related companies may pay the intermediary for the sale of Fund shares and related services. These payments may create a conflict of interest by influencing the broker-dealer or other intermediary and your sales person to recommend the Fund over another investment. Ask your sales person or visit your financial intermediary's website for more information.

WEAKENING DOLLAR 2X STRATEGY FUND

IMPORTANT INFORMATION ABOUT THE FUND

The Weakening Dollar 2x Strategy Fund (the "Fund") is very different from most other mutual funds in that it seeks to provide **leveraged** investment results that match twice the inverse of the performance of a specific underlying index on a **daily basis**, a result opposite of most mutual funds. As a result, the Fund may be riskier than alternatives that do not use leverage because the performance of an investment in the Fund is magnified.

The effect of leverage on the Fund will generally cause the Fund's performance to not match the performance of the Fund's benchmark (as described below) over a period of time greater than a single trading day. This means that the return of the Fund for a period of longer than a single trading day will be the result of each day's compounded returns over the period, which will very likely differ from twice the inverse return of the Fund's underlying index (as defined below) for that period. As a consequence, especially in periods of market volatility, the path or trend of the benchmark during the longer period may be at least as important to the Fund's cumulative return for the longer period as the cumulative return of the benchmark for the relevant longer period. Further, the return for investors who invest for a period longer than a single trading day will not be the product of the return of the Fund's stated investment goal (i.e., -2x) and the cumulative performance of the benchmark.

The Fund is not suitable for all investors. The Fund should be utilized only by investors who (a) understand the risks associated with the use of leverage, (b) understand the consequences of seeking daily leveraged investment results, (c) understand the risks of shorting and (d) intend to actively monitor and manage their investments. Investors who do not meet these criteria should not buy shares of the Fund. An investment in the Fund is not a complete investment program.

INVESTMENT OBJECTIVE

The Fund seeks to provide investment results that match, before fees and expenses, the performance of a specific benchmark on a daily basis. The Fund's current benchmark is 200% of the inverse (opposite) of the performance of the U.S. Dollar Index[®] (the "underlying index"). The Fund does not seek to achieve its investment objective over a period of time greater than one day.

FEES AND EXPENSES OF THE FUND

This table describes the fees and expenses that you may pay if you buy and hold Class H shares of the Fund.

SHAREHOLDER FEES <i>(fees paid directly from your investment)</i>	N/A
ANNUAL FUND OPERATING EXPENSES <i>(expenses that you pay each year as a percentage of the value of your investment)</i>	
Management Fees	0.90%
Distribution (12b-1) Fees	0.25%
Other Expenses*	0.84%
Acquired Fund Fees and Expenses	0.04%
Total Annual Fund Operating Expenses**	2.03%
Fee Waiver***	-0.02%
Total Annual Fund Operating Expenses After Fee Waiver**	2.01%

* "Other Expenses" does not include fees paid to the Fund's swap contract counterparties, or the management fees, performance fees, and expenses of the reference assets or trading vehicles underlying such swap contracts. These fees and expenses, which are not reflected in this Annual Fund Operating Expenses table, are embedded in the returns of the swap contracts (i.e., the fees and expenses reduce the investment returns of the swap contracts) and represent an indirect cost of investing in the Fund.

** The Total Annual Fund Operating Expenses and Total Annual Fund Operating Expenses After Fee Waiver in this fee table may not correlate to the expense ratios in the Fund's financial highlights and financial statements because the financial highlights and financial statements reflect only the operating expenses of the Fund and do

not include Acquired Fund Fees and Expenses, which are fees and expenses incurred indirectly by the Fund through its investments in certain underlying investment companies.

*** The Advisor has contractually agreed through August 1, 2021, to waive the amount of the Fund's management fee to the extent necessary to offset the proportionate share of any management fee paid by the Fund with respect to any Fund investment in an underlying fund for which the Advisor or any of its affiliates also serves as investment manager. The agreement may be terminated by the Advisor at the conclusion of any one-year term or by the Fund's Board of Trustees at any time, and when the Advisor ceases to serve as such.

EXAMPLE

This Example is intended to help you compare the cost of investing in the Fund with the cost of investing in other mutual funds.

The Example assumes that you invest \$10,000 in the Fund for the time periods indicated and then redeem all of your shares at the end of those periods. The Example also assumes that your investment has a 5% return each year and that the Fund's operating expenses remain the same. Although your actual costs may be higher or lower, based on these assumptions your costs would be:

1 Year	3 Years	5 Years	10 Years
\$204	\$635	\$1,091	\$2,357

PORTFOLIO TURNOVER

The Fund pays transaction costs, such as commissions, when it buys and sells securities (or "turns over" its portfolio). A higher portfolio turnover rate may indicate higher transaction costs and may result in higher taxes when Fund shares are held in a taxable account. These costs, which are not reflected in the Total Annual Fund Operating Expenses or the Example, affect the Fund's performance. During the most recent fiscal year, the Fund's portfolio turnover rate was 0% of the average value of its portfolio. The Fund's portfolio turnover rate is calculated without regard to cash instruments and most derivatives. If such instruments were included, the Fund's portfolio turnover rate might be significantly higher.

PRINCIPAL INVESTMENT STRATEGIES

The Fund employs as its investment strategy a program of engaging in short sales of securities generally included in the underlying index and investing in derivative instruments, which primarily consist of index swaps, futures contracts, and options on securities, securities indices, and futures contracts. While the Fund may write (sell) and purchase swaps, it expects primarily to write swaps. The Advisor attempts to consistently apply leverage to increase the Fund's exposure to -200% of the underlying index, and expects to rebalance the Fund's holdings daily to maintain such exposure. The Fund's investment in derivatives serves as a substitute for directly selling short each of the securities included in the underlying index. Certain of the Fund's derivatives investments may be traded in the over-the-counter ("OTC") market.

Investments in derivative instruments, such as futures, options and swap agreements, have the economic effect of creating financial leverage in the Fund's portfolio because such investments may give rise to losses that exceed the amount the Fund has invested in those instruments. Financial leverage will magnify, sometimes significantly, the Fund's exposure to any increase or decrease in prices associated with a particular reference asset resulting in increased volatility in the value of the Fund's portfolio. The value of the Fund's portfolio is likely to experience greater volatility over short-term periods. While such financial leverage has the potential to produce greater gains, it also may result in greater losses, which in some cases may cause the Fund to liquidate other portfolio investments at a loss to comply with limits on leverage and asset segregation requirements imposed by the Investment Company Act of 1940 or to meet redemption requests.

The U.S. Dollar Index[®] measures the performance of the U.S. dollar against a basket of foreign currencies that include the Euro, Japanese Yen, British Pound, Canadian Dollar, Swedish Krona and Swiss Franc. On a day-to-day basis, the Fund may hold U.S. government securities or cash equivalents. The Fund also may enter into repurchase agreements with counterparties that are deemed to present acceptable credit risks. In an effort to ensure that the Fund is fully invested on a day-to-day basis, the Fund may conduct any necessary trading activity at or just prior to the close of

the U.S. financial markets. The Fund is non-diversified and, therefore, may invest a greater percentage of its assets in a particular issuer in comparison to a diversified fund.

The Fund may invest a portion of its assets, and at times, a substantial portion of its assets, in other short-term fixed-income investment companies advised by the Advisor, or an affiliate of the Advisor, for various purposes, including for liquidity management purposes (e.g., to increase yield on liquid investments used to collateralize derivatives positions) or when such investment companies present a more cost-effective investment option than direct investments in the underlying securities. Investments in these investment companies will significantly increase the portfolio's exposure to certain other asset categories, including: (i) a broad range of high yield, high risk debt securities rated below the top four long-term rating categories by a nationally recognized statistical rating organization or, if unrated, determined by the Advisor to be of comparable quality (also known as "junk bonds"); (ii) securities issued by the U.S. government or its agencies and instrumentalities; (iii) collateralized loan obligations ("CLOs"), other asset-backed securities (including mortgage-backed securities) and similarly structured debt investments; and (iv) other short-term fixed income securities. Such investments will expose the Fund to the risks of these asset categories and increases or decreases in the value of these investments may cause the Fund to deviate from its investment objective.

PRINCIPAL RISKS

As with all mutual funds, a shareholder is subject to the risk that his or her investment could lose money. In addition to this risk, the Fund is subject to the principal risks described below.

ASSET-BACKED AND MORTGAGE-BACKED SECURITIES RISK—Through its investments in other investment companies, the Fund may have exposure to asset-backed securities, including mortgage-backed securities and structured finance investments. Investors in these securities generally receive payments that are part interest and part return of principal. These payments may vary based on the rate at which the underlying borrowers pay off their loans. Some asset-backed securities, including mortgage-backed securities, may have structures that make their reaction to interest rates and other factors difficult to predict, making their prices very volatile and they are subject to liquidity risk. The terms of many structured finance investments and other instruments are tied to the London Interbank Offered Rate ("LIBOR"), which functions as a reference rate or benchmark. It is anticipated that LIBOR will be discontinued at the end of 2021, which may cause increased volatility and illiquidity in the markets for instruments with terms tied to LIBOR or other adverse consequences for these instruments. These events may adversely affect the Fund and its investments in such instruments.

CLO RISK—Through its investments in other investment companies, the Fund may have exposure to CLOs. A CLO is a trust typically collateralized by a pool of loans, which may include, among others, domestic and foreign senior secured loans, senior unsecured loans, and subordinate corporate loans, including loans that may be rated below investment grade or equivalent unrated loans. The cash flows from the trust are split into two or more portions, called tranches, varying in risk and yield. CLO tranches can experience substantial losses due to actual defaults, increased sensitivity to defaults due to collateral default and disappearance of protecting tranches, market anticipation of defaults, as well as aversion to CLO securities as a class. The risks of an investment in a CLO depend largely on the type of the collateral securities and the class of the CLO in which the Fund invests.

COMPOUNDING RISK—In addition to the correlation risks described under "Correlation Risk," the Fund's returns are subject to the effects of compounding, which generally will cause the Fund's performance to not correlate to the performance of the benchmark over periods greater than a single day, before accounting for fees and fund expenses. Compounded returns are the result of reinvesting daily returns over periods greater than a single day. The Fund's compounded returns for periods greater than a single day will be different than the performance of the benchmark over the same period. The effects of compounding on the performance of the Fund will be more pronounced when the underlying index experiences increased volatility, the greater the leverage employed in the Fund, and over longer holding periods.

Compounding affects the performance of all investments over time, but has a more significant effect on a leveraged index fund because the magnified changes in performance produced by the use of leverage lead to greater increases and decreases in the fund's daily returns which are then compounded over time. The effects of compounding, therefore, have a more significant effect on the Fund because it seeks to match a multiple of the inverse performance of the Fund's underlying index on a daily basis.

Fund performance for periods greater than one day can be estimated given any set of assumptions for the following factors: (a) underlying index performance; (b) underlying index volatility; (c) financing rates associated with leverage; (d) other Fund expenses; (e) dividends or interest paid by companies in the underlying index; and (f) period of time. The table below illustrates the impact of two principal factors – volatility and index performance – on Fund performance. The table shows estimated Fund returns for a number of combinations of performance and volatility over a one-year period. Performance shown in the table assumes: (a) no dividends paid by the companies included in the underlying index; (b) no Fund expenses; and (c) a cost of leverage of zero percent. If Fund expenses, including the cost of leverage, were included, the Fund's performance would be lower than shown.

Areas shaded lighter represent those scenarios where the Fund can be expected to return more than twice the inverse performance of the underlying index; conversely, areas shaded darker represent those scenarios where the Fund can be expected to return the same or less than twice the inverse performance of the underlying index.

Index Performance		Annualized Volatility				
1x	-2x	10%	25%	50%	75%	100%
-60%	120%	506%	404%	199%	13%	-69%
-50%	100%	286%	229%	91%	-27%	-82%
-40%	80%	171%	128%	33%	-49%	-86%
-30%	60%	99%	70%	-1%	-62%	-90%
-20%	40%	52%	31%	-27%	-70%	-93%
-10%	20%	20%	3%	-42%	-77%	-94%
0%	0%	-3%	-18%	-52%	-81%	-96%
10%	-20%	-19%	-31%	-61%	-84%	-96%
20%	-40%	-32%	-43%	-67%	-87%	-97%
30%	-60%	-42%	-51%	-72%	-89%	-97%
40%	-80%	-50%	-58%	-75%	-91%	-97%
50%	-100%	-57%	-63%	-79%	-92%	-98%
60%	-120%	-62%	-68%	-82%	-93%	-98%

The underlying index's annualized historical volatility rate for the five-year period ended June 30, 2020 is 5.61%. The underlying index's highest one-year volatility rate during the five-year period is 7.21%. The underlying index's annualized performance for the five-year period ended June 30, 2020 is 0.38%.

Historical underlying index volatility and performance are not indications of what the underlying index volatility and performance will be in the future. The table is intended to isolate the effects of the underlying index volatility and index performance on the return of the Fund, and underscore that the Fund is designed as a short-term trading vehicle for investors who intend to actively monitor and manage their portfolios.

CORRELATION RISK—A number of factors may affect the Fund's ability to achieve a high degree of correlation with its benchmark, including instances in which the Fund does not hold or have exposure to each component security of the underlying index and the effect of compounding on the Fund's returns, and there can be no guarantee that the Fund will achieve a high degree of correlation. Failure to achieve a high degree of correlation may prevent the Fund from achieving its investment objective. The Fund does not attempt to, and should not be expected to, provide returns which are an inverse multiple of the returns of the underlying index for periods other than a single day. The risk of the Fund not achieving its daily investment objective will be more acute when the underlying index has an extreme one-day movement approaching 50%. **In addition, as a result of compounding, the Fund's performance for periods greater than a single day is likely to be either greater than or less than the inverse of the performance of the underlying index times the stated multiple in the Fund's investment objective, before accounting for Fund fees and expenses.**

COUNTERPARTY CREDIT RISK—The Fund may invest in financial instruments involving counterparties that attempt to gain exposure to a particular group of securities, index or asset class without actually purchasing those securities or investments, or to hedge a position. The Fund's use of such financial instruments, including swap agreements, involves risks that are different from those associated with ordinary portfolio securities transactions. For example,

the Fund is exposed to the risk that the counterparty may be unwilling or unable to make timely payments to meet its contractual obligations or may fail to return holdings that are subject to the agreement with the counterparty. If the counterparty becomes bankrupt or defaults on its payment obligations to the Fund, the Fund may not receive the full amount that it is entitled to receive. If this occurs, the value of your shares in the Fund will decrease.

CREDIT RISK—The Fund could lose money if the debt securities or other instruments in which it invests decline in price, or the issuer or guarantor of such instrument fails to pay interest or principal when due because the issuer or guarantor of the instrument experiences an actual or perceived decline in its financial status. Generally, credit risk is increased when a portfolio security is downgraded or the perceived creditworthiness of the issuer or guarantor deteriorates, though the effect of any credit rating downgrade can be uncertain. To the extent the Fund invests in below investment grade instruments, it will be exposed to a greater amount of credit risk than a fund which only invests in investment grade securities. In addition, to the extent the Fund uses credit derivatives, such use will expose it to additional risk in the event that the bonds underlying the derivatives default. The degree of credit risk depends on the issuer's or guarantor's financial condition and on the terms of the instruments.

CURRENCY RISK—Direct and indirect exposure to foreign currencies subjects the Fund to the risk that those currencies will decline in value relative to the U.S. dollar or, in the case of short positions, that the U.S. dollar will decline in value relative to the currency being hedged. Currency exchange rates in foreign countries may fluctuate significantly over short periods of time for a number of reasons, including changes in interest rates, the imposition of currency controls, or other political, economic and social developments in the U.S. or abroad. In particular, the Fund may have direct and indirect exposure to foreign currencies and also may incur transaction costs in connection with conversions between those currencies. The Fund may attempt to, but is not obligated to, hedge its currency exposure. However, currency hedging strategies may not effectively eliminate all currency risk.

DERIVATIVES RISK—The Fund's investments in derivatives may pose risks in addition to and greater than those associated with investing directly in securities or other investments, including risks relating to leverage, imperfect correlations with underlying investments or the Fund's other portfolio holdings, high price volatility, lack of availability, counterparty credit, liquidity, valuation and legal restrictions. Their use is a highly specialized activity that involves investment techniques and risks different from those associated with ordinary portfolio securities transactions. If the Advisor is incorrect about its expectations of market conditions, the use of derivatives could also result in a loss, which in some cases may be unlimited. Certain risks are specific to the derivatives in which the Fund invests.

SWAP AGREEMENTS RISK—Swap agreements are contracts among the Fund and a counterparty to exchange the return of the pre-determined underlying investment (such as the rate of return of the underlying index). Swap agreements may be negotiated bilaterally and traded OTC between two parties or, in some instances, must be transacted through a futures commission merchant and cleared through a clearinghouse that serves as a central counterparty. Risks associated with the use of swap agreements are different from those associated with ordinary portfolio securities transactions, due in part to the fact they could be considered illiquid and many swaps trade on the OTC market. Swaps are particularly subject to counterparty credit, correlation, valuation, liquidity and leveraging risks. Certain standardized swaps are subject to mandatory central clearing. Central clearing is expected to reduce counterparty credit risk and increase liquidity, but central clearing does not make swap transactions risk-free.

FUTURES CONTRACTS RISK—Futures contracts are typically exchange-traded contracts that call for the future delivery of an asset at a certain price and date, or cash settlement of the terms of the contract. Risks of futures contracts may be caused by an imperfect correlation between movements in the price of the instruments and the price of the underlying securities. In addition, there is the risk that the Fund may not be able to enter into a closing transaction because of an illiquid market. Exchanges can limit the number of positions that can be held or controlled by the Fund or the Advisor, thus limiting the ability to implement the Fund's strategies. Futures markets are highly volatile and the use of futures may increase the volatility of the Fund's net asset value ("NAV"). Futures also are subject to leverage risks and to liquidity risk.

OPTIONS CONTRACTS RISK—Options or options on futures contracts give the holder of the option the right to buy (or to sell) a position in a security or in a contract to the writer of the option, at a certain price. They are subject to correlation risk because there may be an imperfect correlation between the options and the securities markets that cause a given transaction to fail to achieve its objectives. The successful use of options depends

on the Advisor's ability to correctly predict future price fluctuations and the degree of correlation between the options and securities markets. Exchanges can limit the number of positions that can be held or controlled by the Fund or the Advisor, thus limiting the ability to implement the Fund's strategies. Options also are particularly subject to leverage risk and can be subject to liquidity risk.

EARLY CLOSING RISK—The Fund is subject to the risk that unanticipated early closings of securities exchanges and other financial markets may result in the Fund's inability to buy or sell securities or other financial instruments on that day and may cause the Fund to incur substantial trading losses.

FINANCIALS SECTOR RISK—The Fund's investments are exposed to issuers conducting business in the Financials Sector. The Financials Sector includes companies involved in banking, thrifts and mortgage finance, specialized finance, consumer finance, asset management and custody banks, investment banking and brokerage and insurance. It also includes the Financial Exchanges & Data and Mortgage Real Estate Investment Trusts (REITs) sub-industries. Certain Financials Sector companies serve as counterparties with which the Fund may enter into derivatives agreements or other similar contractual arrangements. The Fund's exposure to such companies subjects the Fund to the risk that their securities will underperform the market as a whole due to legislative or regulatory changes, adverse market conditions and/or increased competition affecting the Financials Sector, which may adversely affect a company's ability to fulfill its obligations as a financial counterparty, which may adversely affect a company's ability to fulfill its obligations as a financial counterparty. Companies operating in the Financials Sector are subject to extensive government regulation, which may limit the financial commitments they can make and the interest rates and fees they can charge. Profitability is largely dependent on the availability and cost of capital funds, and can fluctuate significantly when interest rates change or due to increased competition.

HIGH YIELD AND UNRATED SECURITIES RISK—The Fund's exposure to higher yielding, below investment grade and unrated high risk debt securities (commonly known as "junk bonds") may present additional risk because these securities may be less liquid and present greater credit risk than investment grade bonds. The price of high yield securities tends to be subject to greater volatility due to issuer-specific operating results and outlook and to real or perceived adverse economic and competitive industry conditions. This exposure may be obtained through investments in other investment companies.

INTEREST RATE RISK—The market value of fixed income investments and related financial instruments will change in response to interest rate changes. During periods of falling interest rates, the values of fixed income securities generally rise. Conversely, during periods of rising interest rates, the values of such securities generally decline. Securities with greater interest rate sensitivity and longer maturities generally are subject to greater fluctuations in value. The Fund may invest in variable and floating rate securities. Although these instruments are generally less sensitive to interest rate changes than fixed rate instruments, the value of floating rate and variable securities may decline if their interest rates do not rise as quickly, or as much, as general interest rates. Changes in government or central bank policy, including changes in tax policy or changes in a central bank's implementation of specific policy goals, may have a substantial impact on interest rates, and could have an adverse effect on prices for fixed income securities and on the performance of the Fund. In particular, interest rates in the U.S. are at or near historically low levels and as a result, fixed income securities markets may experience heightened levels of interest rate risk. Any unexpected or sudden reversal of the fiscal policy underlying current interest rate levels could adversely affect the value of the Fund. There can be no guarantee that any particular government or central bank policy will be continued, discontinued or changed, nor that any such policy will have the desired effect on interest rates.

INVESTMENT IN INVESTMENT VEHICLES RISK—Investing in other investment vehicles, including exchange-traded funds ("ETFs"), closed-end funds, affiliated short-term fixed income funds and other mutual funds, subjects the Fund to those risks affecting the investment vehicle, including the possibility that the value of the underlying securities held by the investment vehicle could decrease or the portfolio becomes illiquid. Moreover, the Fund and its shareholders will incur its pro rata share of the underlying vehicles' expenses, which will reduce the Fund's performance. In addition, investments in an ETF are subject to, among other risks, the risk that the ETF's shares may trade at a discount or premium relative to the NAV of the shares and the listing exchange may halt trading of the ETF's shares.

INVESTMENT IN LOANS RISK—Investing in loans involves special types of risks, including credit risk, interest rate risk, counterparty risk and prepayment risk. Loans may offer a fixed or floating interest rate. Loans are often generally

below investment grade and may be unrated. Loans may be difficult to value and some can be subject to liquidity risk.

LEVERAGING RISK—The Fund achieves leveraged exposure to the underlying index through the use of derivative instruments. The more the Fund invests in leveraged instruments, the more this leverage will magnify any losses on those investments. The Fund's investment in these instruments generally requires a small investment relative to the amount of investment exposure assumed. As a result, such investments may give rise to losses that exceed the amount invested in those instruments. Since the Fund's investment strategy involves consistently applied leverage, the value of the Fund's shares will tend to increase or decrease more than the value of any increase or decrease in the underlying index. Leverage also will have the effect of magnifying tracking error.

LIQUIDITY AND VALUATION RISK—In certain circumstances, it may be difficult for the Fund to purchase and sell a particular investment within a reasonable time at a fair price, or the price at which it has been valued by the Advisor for purposes of the Fund's NAV, causing the Fund to be less liquid. While the Fund intends to invest in liquid securities and financial instruments, under certain market conditions, such as when trading in a particular investment has been halted temporarily by an exchange because the maximum price change of that investment has been realized, it may be difficult or impossible for the Fund to liquidate such investments. In addition, the ability of the Fund to assign an accurate daily value to certain investments may be difficult, and the Advisor may be required to fair value the investments.

MARKET RISK—The market value of the securities and derivatives held by the Fund may fluctuate over time in response to factors affecting individual companies or other factors such as changing economic, political or financial markets.

NON-DIVERSIFICATION RISK—The Fund is considered non-diversified and can invest a greater portion of its assets in securities of individual issuers than a diversified fund. As a result, changes in the market value of a single issuer's securities could cause greater fluctuations in the value of Fund shares than would occur in a diversified fund.

OTC TRADING RISK—Certain of the derivatives in which the Fund may invest may be traded (and privately negotiated) in the OTC market. While the OTC derivatives market is the primary trading venue for many derivatives, it is largely unregulated and provides for less transparency than a national securities or commodities exchange. As a result and similar to other privately negotiated contracts, the Fund is subject to counterparty credit risk with respect to such derivatives contracts.

PASSIVE INVESTMENT RISK—The Fund is not actively managed and the Advisor does not attempt to take defensive positions in rising markets. Therefore, the Fund may be subject to greater losses in a rising market than a fund that is actively managed.

PORTFOLIO TURNOVER RISK—Periodic rebalancing of the Fund's holdings pursuant to its daily investment objective may lead to a greater number of portfolio transactions in the Fund than experienced by other mutual funds. Such frequent and active trading may lead to significantly higher transaction costs because of increased broker commissions associated with such transactions.

PREPAYMENT AND EXTENSION RISK—Prepayment risk is the risk that the principal on mortgage-backed securities, other asset-backed securities or any debt security with an embedded call option may be prepaid at any time, which could reduce the security's yield and market value. In the case of prepayment risk, if the investment is converted, prepaid or redeemed before maturity, the portfolio manager may not be able to invest the proceeds in other investments providing as high a level of income, resulting in a reduced yield to the Fund. The rate of prepayments tends to increase as interest rates fall, which could cause the average maturity of the portfolio to shorten. Conversely, extension risk is the risk that an unexpected rise in interest rates will extend the life of a mortgage- or asset-backed security beyond the prepayment time. If the Fund's investments are locked in at a lower interest rate for a longer period of time, the portfolio manager may be unable to capitalize on securities with higher interest rates or wider spreads.

REGULATORY AND LEGAL RISK—U.S. and non-U.S. governmental agencies and other regulators regularly implement additional regulations and legislators pass new laws that affect the investments held by the Fund, the strategies used by the Fund or the level of regulation or taxation applying to the Fund (such as regulations related to investments

in derivatives and other transactions). These regulations and laws impact the investment strategies, performance, costs and operations of the Fund or taxation of shareholders.

REPURCHASE AGREEMENT RISK—The Fund's investment in repurchase agreements may be subject to market and credit risk with respect to the collateral securing the repurchase agreements. Investments in repurchase agreements also may be subject to the risk that the market value of the underlying obligations may decline prior to the expiration of the repurchase agreement term.

SHAREHOLDER TRADING RISK—The Fund may be used as a tool for certain investors that employ trading strategies involving frequent trading. Such trading strategies may lead to increased portfolio turnover in the Fund, higher transaction costs, and the possibility of increased short-term capital gains (which will be taxable to shareholders as ordinary income when distributed to them) and/or long-term capital gains. Large movements of assets into and out of the Fund due to active or frequent trading also may adversely affect the Fund's ability to achieve its investment objective.

SHORT SALES AND SHORT EXPOSURE RISK—Short selling a security involves selling a borrowed security with the expectation that the value of that security will decline, so that the security may be purchased at a lower price when returning the borrowed security. A short exposure through a derivative exposes the Fund to counterparty credit risk and leverage risk. The risk for loss on a short sale or other short exposure is greater than a direct investment in the security itself because the price of the borrowed security may rise, thereby increasing the price at which the security must be purchased. The risk of loss through a short sale or other short exposure may in some cases be theoretically unlimited. Government actions also may affect the Fund's ability to engage in short selling.

TEMPORARY DEFENSIVE INVESTMENT RISK—The Advisor generally does not attempt to take defensive positions in the Fund in declining markets. Therefore, the Fund may be subject to greater losses in a declining market than a fund that does take defensive positions in declining markets.

TRACKING ERROR RISK—The Advisor may not be able to cause the Fund's performance to match that of the Fund's benchmark, either on a daily or aggregate basis. Factors such as Fund expenses, imperfect correlation between the Fund's investments and those of the underlying index, rounding of share prices, changes to the composition of the underlying index, regulatory policies, high portfolio turnover rate, and the use of leverage all contribute to tracking error. Tracking error may cause the Fund's performance to be less than you expect.

TRADING HALT RISK—The Fund typically will hold futures contracts and short-term options. The major exchanges on which these contracts are traded, such as the Chicago Mercantile Exchange, have established limits on how much the trading price of a futures contract or option may decline over various time periods within a day, and may halt trading in a contract that exceeds such limits. If a trading halt occurs, the Fund may temporarily be unable to purchase or sell certain securities, futures contracts or options. Such a trading halt near the time the Fund prices its shares may limit the Fund's ability to use leverage and fully invest its assets, which could increase tracking error and adversely affect performance, and may prevent the Fund from achieving its investment objective.

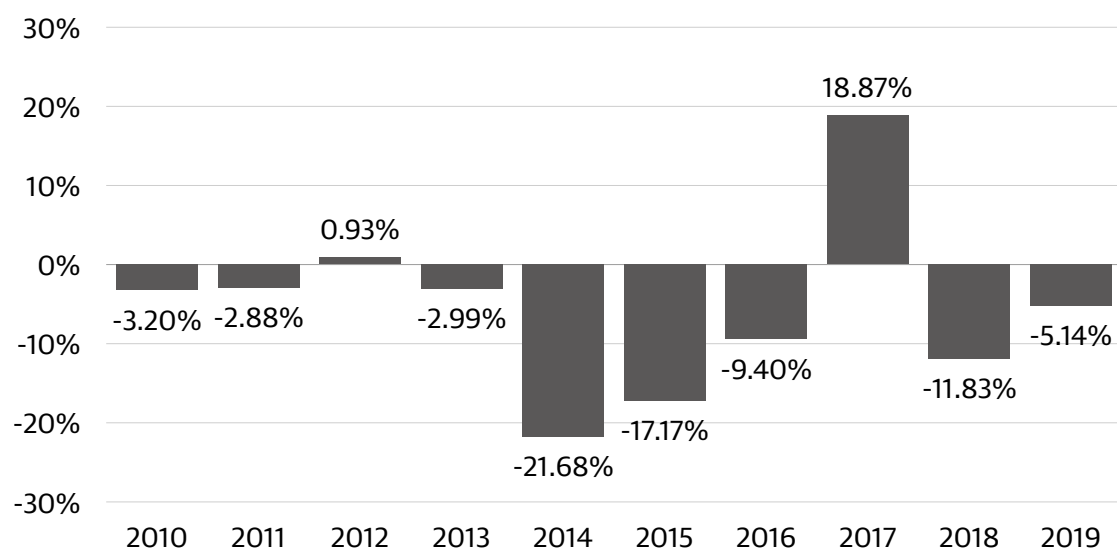
U.S. GOVERNMENT SECURITIES RISK—U.S. government securities may or may not be backed by the full faith and credit of the U.S. government. The value of U.S. government securities will fluctuate and such securities are subject to the risks associated with fixed-income and debt securities, particularly interest rate and credit risk.

PERFORMANCE INFORMATION

The following bar chart shows the performance of the Class H shares of the Fund from year to year. The variability of performance over time provides an indication of the risks of investing in the Fund. The following table shows the performance of the Class H shares of the Fund as an average over different periods of time in comparison to the performance of a broad-based market index. The figures in the bar chart and table assume the reinvestment of dividends and capital gains distributions. Of course, this past performance (before and after taxes) does not necessarily indicate how the Fund will perform in the future.

Updated performance information is available on the Fund's website at www.guggenheiminvestments.com or by calling 800.820.0888.

The performance information shown below for Class H shares is based on a calendar year. The year-to-date return for the period from January 1, 2020 through June 30, 2020 is -4.71%.



Highest Quarter Return
Q3 2010 19.18%

Lowest Quarter Return
Q1 2015 -15.81%

AVERAGE ANNUAL TOTAL RETURN (for periods ended December 31, 2019)

The after-tax returns presented in the table below are calculated using highest historical individual federal marginal income tax rates and do not reflect the impact of state and local taxes. Your actual after-tax returns will depend on your specific tax situation and may differ from those shown below. After-tax returns are not relevant to investors who hold shares of the Fund through tax-deferred arrangements, such as 401(k) plans or individual retirement accounts.

Class H	Past 1 Year	Past 5 Years	Past 10 Years
Return Before Taxes	-5.14%	-5.69%	-6.01%
Return After Taxes on Distributions	-5.27%	-5.71%	-6.02%
Return After Taxes on Distributions and Sale of Fund Shares	-3.04%	-4.22%	-4.25%
U.S. Dollar Index® (reflects no deduction for fees, expenses or taxes)	0.23%	1.32%	2.16%

MANAGEMENT

INVESTMENT ADVISOR

Security Investors, LLC, which operates under the name Guggenheim Investments, serves as the investment adviser of the Fund.

PORTFOLIO MANAGERS

- **Michael P. Byrum**, CFA, Senior Vice President. Mr. Byrum has been associated with the Advisor since 1993.
- **Ryan A. Harder**, CFA, Portfolio Manager. Mr. Harder has been associated with the Advisor since 2004.

PURCHASE AND SALE OF FUND SHARES

The minimum initial investment amounts and minimum account balance requirements for Class H accounts held through a third party (e.g., a brokerage account) are typically:

- \$1,000 for retirement accounts
- \$2,500 for all other accounts

Accounts opened through a financial intermediary (non-direct) will be subject to your financial intermediary's minimum initial investment amount and account balance requirements, which may be different than the amounts above.

Class H accounts held directly at Guggenheim Investments (other than those that are managed by financial professionals) are subject to a minimum initial investment and account balance of \$5,000 (including retirement accounts).

Direct accounts managed by financial professionals are not subject to minimum initial investment and minimum account balance requirements.

There are no minimum amounts for subsequent investments in the Fund except for subsequent investments made via Automated Clearing House ("ACH").

The Fund reserves the right to modify its minimum account balance requirements at any time, with or without prior notice to you.

The Fund redeems its shares continuously and investors may sell their shares back to the Fund on any day that the New York Stock Exchange (the "NYSE") is open for business (a "Business Day"). You will ordinarily submit your transaction order through your financial intermediary or other securities dealers through which you opened your shareholder account or through Guggenheim Investments directly. The Fund also offers you the option to send redemption orders to Guggenheim Investments by mail, fax or telephone.

TAX INFORMATION

Fund distributions are generally taxable as ordinary income or capital gains (or a combination of both), unless your investment is in an IRA or other tax-advantaged retirement account. Investments through a tax-advantaged retirement account may be subject to taxation upon withdrawal.

PAYMENTS TO BROKER-DEALERS AND OTHER FINANCIAL INTERMEDIARIES

If you purchase the Fund through a broker-dealer or other financial intermediary (such as a bank), the Fund and its related companies may pay the intermediary for the sale of Fund shares and related services. These payments may create a conflict of interest by influencing the broker-dealer or other intermediary and your sales person to recommend the Fund over another investment. Ask your sales person or visit your financial intermediary's website for more information.

REAL ESTATE FUND

INVESTMENT OBJECTIVE

The Real Estate Fund (the "Fund") seeks to provide capital appreciation by investing in companies that are involved in the real estate industry, including real estate investment trusts ("REITs") (collectively, "Real Estate Companies").

FEES AND EXPENSES OF THE FUND

This table describes the fees and expenses that you may pay if you buy and hold Class H shares of the Fund.

SHAREHOLDER FEES <i>(fees paid directly from your investment)</i>	N/A
ANNUAL FUND OPERATING EXPENSES <i>(expenses that you pay each year as a percentage of the value of your investment)</i>	
Management Fees	0.85%
Distribution (12b-1) Fees	0.25%
Other Expenses	0.62%
Total Annual Fund Operating Expenses	1.72%

EXAMPLE

This Example is intended to help you compare the cost of investing in the Fund with the cost of investing in other mutual funds.

The Example assumes that you invest \$10,000 in the Fund for the time periods indicated and then redeem all of your shares at the end of those periods. The Example also assumes that your investment has a 5% return each year and that the Fund's operating expenses remain the same. Although your actual costs may be higher or lower, based on these assumptions your costs would be:

1 Year	3 Years	5 Years	10 Years
\$175	\$542	\$933	\$2,030

PORTFOLIO TURNOVER

The Fund pays transaction costs, such as commissions, when it buys and sells securities (or "turns over" its portfolio). A higher portfolio turnover rate may indicate higher transaction costs and may result in higher taxes when Fund shares are held in a taxable account. These costs, which are not reflected in the Total Annual Fund Operating Expenses or the Example, affect the Fund's performance. During the most recent fiscal year, the Fund's portfolio turnover rate was 539% of the average value of its portfolio. The Fund's portfolio turnover rate is calculated without regard to cash instruments and most derivatives. If such instruments were included, the Fund's portfolio turnover rate might be significantly higher.

PRINCIPAL INVESTMENT STRATEGIES

Under normal circumstances, the Fund invests substantially all (at least 80%) of its net assets in equity securities of Real Estate Companies that are traded in the United States and in derivatives, which primarily consist of futures contracts and options on securities, futures contracts, and stock indices. The Advisor employs a proprietary quantitative and qualitative methodology to identify Real Estate Companies in which to invest. The methodology utilizes screens based on price, liquidity, and tradability. Stocks are weighted using a proprietary modified capitalization weighting methodology. The portfolio may be further adjusted to comply with regulatory investment limitations or as determined appropriate by the Advisor.

The Fund may invest to a significant extent in the securities of Real Estate Companies that have small to mid-sized capitalizations. Real Estate Companies, which also include master limited partnerships, are primarily engaged in the ownership, construction, management, financing or sale of residential, commercial or industrial real estate. Real Estate Companies also may include companies whose products and services are related to the real estate industry, such as building supply manufacturers, mortgage lenders, or mortgage servicing companies. The Fund also may

purchase American Depositary Receipts ("ADRs") to gain exposure to foreign Real Estate Companies and U.S. government securities.

Investments in derivative instruments, such as futures and options, have the economic effect of creating financial leverage in the Fund's portfolio because such investments may give rise to losses that exceed the amount the Fund has invested in those instruments. Financial leverage will magnify, sometimes significantly, the Fund's exposure to any increase or decrease in prices associated with a particular reference asset resulting in increased volatility in the value of the Fund's portfolio. The value of the Fund's portfolio is likely to experience greater volatility over short-term periods. While such financial leverage has the potential to produce greater gains, it also may result in greater losses, which in some cases may cause the Fund to liquidate other portfolio investments at a loss to comply with limits on leverage and asset segregation requirements imposed by the Investment Company Act of 1940 or to meet redemption requests.

In an effort to ensure that the Fund is fully invested on a day-to-day basis, the Fund may conduct any necessary trading activity at or just prior to the close of the U.S. financial markets. As of June 30, 2020, the Fund has significant exposure to the Real Estate Sector, as that sector is defined by the Global Industry Classification Standard, a widely recognized industry classification methodology developed by MSCI, Inc. and Standard & Poor's Financial Services LLC. Also, as of June 30, 2020, the Fund's investments are concentrated (*i.e.*, more than 25% of its assets) in securities issued by companies in the Equity Real Estate Investment Trusts (REITs) Industry, a separate industry within the Real Estate Sector.

PRINCIPAL RISKS

As with all mutual funds, a shareholder is subject to the risk that his or her investment could lose money. In addition to this risk, the Fund is subject to the principal risks described below.

DEPOSITARY RECEIPT RISK—The Fund may hold the securities of non-U.S. companies in the form of ADRs. The underlying securities of the ADRs in the Fund's portfolio are subject to fluctuations in foreign currency exchange rates that may affect the value of the Fund's portfolio. In addition, the value of the securities underlying the ADRs may change materially when the U.S. markets are not open for trading. Investments in the underlying foreign securities also involve political and economic risks distinct from those associated with investing in the securities of U.S. issuers.

DERIVATIVES RISK—The Fund's investments in derivatives may pose risks in addition to and greater than those associated with investing directly in securities or other investments, including risks relating to leverage, imperfect correlations with underlying investments or the Fund's other portfolio holdings, high price volatility, lack of availability, counterparty credit, liquidity, valuation and legal restrictions. Their use is a highly specialized activity that involves investment techniques and risks different from those associated with ordinary portfolio securities transactions. If the Advisor is incorrect about its expectations of market conditions, the use of derivatives could also result in a loss, which in some cases may be unlimited. Certain risks are specific to the derivatives in which the Fund invests.

FUTURES CONTRACTS RISK—Futures contracts are typically exchange-traded contracts that call for the future delivery of an asset at a certain price and date, or cash settlement of the terms of the contract. Risks of futures contracts may be caused by an imperfect correlation between movements in the price of the instruments and the price of the underlying securities. In addition, there is the risk that the Fund may not be able to enter into a closing transaction because of an illiquid market. Exchanges can limit the number of positions that can be held or controlled by the Fund or the Advisor, thus limiting the ability to implement the Fund's strategies. Futures markets are highly volatile and the use of futures may increase the volatility of the Fund's net asset value ("NAV"). Futures also are subject to leverage risks and to liquidity risk.

OPTIONS CONTRACTS RISK—Options or options on futures contracts give the holder of the option the right to buy (or to sell) a position in a security or in a contract to the writer of the option, at a certain price. They are subject to correlation risk because there may be an imperfect correlation between the options and the securities markets that cause a given transaction to fail to achieve its objectives. The successful use of options depends on the Advisor's ability to correctly predict future price fluctuations and the degree of correlation between the options and securities markets. Exchanges can limit the number of positions that can be held or controlled by the Fund or the Advisor, thus limiting the ability to implement the Fund's strategies. Options also are particularly subject to leverage risk and can be subject to liquidity risk.

EARLY CLOSING RISK—The Fund is subject to the risk that unanticipated early closings of securities exchanges and other financial markets may result in the Fund's inability to buy or sell securities or other financial instruments on that day and may cause the Fund to incur substantial trading losses.

EQUITY RISK—The Fund is subject to the risk that the value of the equity securities and equity-based derivatives in the Fund's portfolio will decline due to volatility in the equity market caused by general market and economic conditions, perceptions regarding particular industries represented in the equity market, or factors relating to specific companies to which the Fund has investment exposure.

FOREIGN ISSUER EXPOSURE RISK—The Fund may invest in securities of foreign companies directly, or in financial instruments that are indirectly linked to the performance of foreign issuers, such as ADRs. The Fund's exposure to foreign issuers and investments in foreign securities, if any, are subject to additional risks in comparison to U.S. securities and U.S. issuers, including currency fluctuations, adverse political and economic developments, unreliable or untimely information, less liquidity, limited legal recourse and higher transactional costs.

INDUSTRY CONCENTRATION RISK—The Fund expects to concentrate (*i.e.*, invest more than 25% of its net assets) its investments in a limited number of issuers conducting business in the same industry or group of related industries. To the extent the Fund does so, the Fund is more vulnerable to adverse market, economic, regulatory, political or other developments affecting that industry or group of related industries than a fund that invests its assets more broadly. As of June 30, 2020, the Fund's investments are concentrated in securities issued by companies in the Equity Real Estate Investment Trusts (REITs) Industry. As a result of the Fund's concentration in the Equity Real Estate Investment Trusts (REITs) Industry, the Fund is subject to the risks associated with that Industry. The Equity Real Estate Investment Trusts (REITs) Industry is a separate industry within the Real Estate Sector that includes companies or trusts engaged in the acquisition, development, ownership, leasing, management and operation of: hotel and resort properties (hotel & resort REITs); office properties (office REITs); properties serving the health care industry, including hospitals, nursing homes and assisted living properties (health care REITs); residential properties, including multi-family homes, apartments, manufactured homes and student housing properties (residential REITs); shopping malls, outlet malls and neighborhood and community shopping centers (retail REITs); and other specialized properties including storage and other properties that do not generate a majority of their revenues and income from real estate rental and leasing operations (specialized REITs). For information regarding the Fund's investments in the Equity Real Estate Investment Trusts (REITs) Industry and real estate investment trusts, see "Sector Risk" and "Real Estate Investment Trust (REIT) Risk" below.

MARKET RISK—The market value of the securities and derivatives held by the Fund may fluctuate over time in response to factors affecting individual companies or other factors such as changing economic, political or financial markets.

MID-CAPITALIZATION SECURITIES RISK—The Fund is subject to the risk that medium-capitalization stocks may underperform other segments of the equity market or the equity market as a whole. Securities of medium-capitalization companies may experience more price volatility, greater spreads between their bid and ask prices, lower trading volumes, and cyclical or static growth prospects. Medium-capitalization companies often have limited product lines, markets or financial resources, and may therefore be more vulnerable to adverse developments than larger capitalization companies.

PORTFOLIO TURNOVER RISK—The Fund's strategy may frequently involve buying and selling portfolio securities, which may lead to increased costs to the Fund. Portfolio turnover risk may cause the Fund's performance to be less than you expect.

REAL ESTATE INVESTMENT TRUST ("REIT") RISK—REITs are securities that invest substantially all of their assets in real estate, trade like stocks and may qualify for special tax considerations. Investments in REITs subject the Fund to risks associated with the direct ownership of real estate. Market conditions or events affecting the overall real estate and REIT markets, such as declining property values or rising interest rates, could have a negative impact on the real estate market and the value of REITs in general. REITs may be affected by changes in the value of the underlying property owned by the trusts, economic downturns which may have a material effect on the real estate in which the REITs invest and their underlying portfolio securities. Further, REITs are dependent upon specialized management skills and may have their investments in relatively few properties, or in a small geographic area or a single property type. Failure of a company to qualify as a REIT under federal tax law may have adverse consequences to the Fund. In addition, REITs have their own expenses, and the Fund will bear a proportionate share of those expenses.

REGULATORY AND LEGAL RISK—U.S. and non-U.S. governmental agencies and other regulators regularly implement additional regulations and legislators pass new laws that affect the investments held by the Fund, the strategies used by the Fund or the level of regulation or taxation applying to the Fund (such as regulations related to investments in derivatives and other transactions). These regulations and laws impact the investment strategies, performance, costs and operations of the Fund or taxation of shareholders.

SECTOR RISK—The Fund is subject to the Sector Risk described below.

Real Estate Sector Risk. The Fund's investments are exposed to issuers conducting business in the Real Estate Sector. The Real Estate Sector contains companies operating in real estate development and operations. It also includes companies offering real estate-related services and REITs. The Fund is subject to the risk that the securities of such issuers will underperform the market as a whole due to legislative or regulatory changes, adverse market conditions and/or increased competition affecting the Real Estate Sector. The performance of companies operating in the Real Estate Sector has historically been cyclical and particularly sensitive to the overall economy and market changes, including declines in the value of real estate or, conversely, saturation of the real estate market, economic downturns and defaults by borrowers or tenants during such periods, increases in competition, limited availability of mortgage funds or other limits to accessing the credit or capital markets, and changes in interest rates.

SHAREHOLDER TRADING RISK—The Fund may be used as a tool for certain investors that employ trading strategies involving frequent trading. Such trading strategies may lead to increased portfolio turnover in the Fund, higher transaction costs, and the possibility of increased short-term capital gains (which will be taxable to shareholders as ordinary income when distributed to them) and/or long-term capital gains. Large movements of assets into and out of the Fund due to active or frequent trading also may adversely affect the Fund's ability to achieve its investment objective.

SMALL-CAPITALIZATION SECURITIES RISK—The Fund is subject to the risk that small-capitalization stocks may underperform other segments of the equity market or the equity market as a whole. Small-capitalization companies may be more vulnerable than larger, more established organizations to adverse business or economic developments. Securities of small-capitalization companies may experience much more price volatility, greater spreads between their bid and ask prices, significantly lower trading volumes, and cyclical or static growth prospects. Small-capitalization companies often have limited product lines, markets or financial resources, and may therefore be more vulnerable to adverse developments than larger capitalization companies.

TEMPORARY DEFENSIVE INVESTMENT RISK—The Advisor generally does not attempt to take defensive positions in the Fund in declining markets. Therefore, the Fund may be subject to greater losses in a declining market than a fund that does take defensive positions in declining markets.

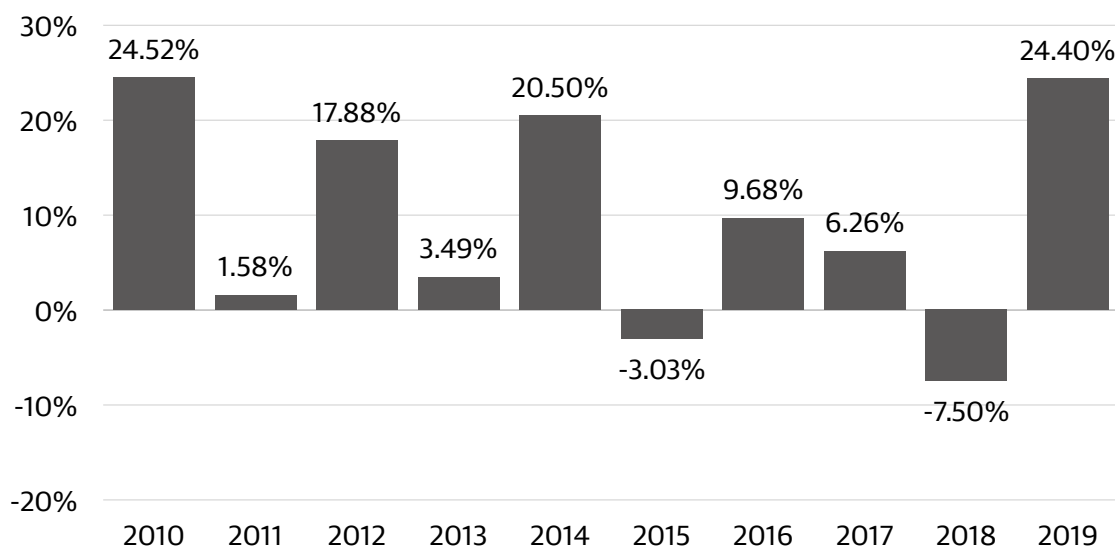
TRADING HALT RISK—The Fund typically will hold futures contracts and short-term options. The major exchanges on which these contracts are traded, such as the Chicago Mercantile Exchange, have established limits on how much the trading price of a futures contract or option may decline over various time periods within a day, and may halt trading in a contract that exceeds such limits. If a trading halt occurs, the Fund may temporarily be unable to purchase or sell certain securities, futures contracts or options. Such a trading halt near the time the Fund prices its shares may limit the Fund's ability to fully invest its assets, which could adversely affect performance, and may prevent the Fund from achieving its investment objective.

PERFORMANCE INFORMATION

The following bar chart shows the performance of the Class H shares of the Fund from year to year. The variability of performance over time provides an indication of the risks of investing in the Fund. The following table shows the performance of the Class H shares of the Fund as an average over different periods of time in comparison to the performance of a broad-based market index. The figures in the bar chart and table assume the reinvestment of dividends and capital gains distributions. Of course, this past performance (before and after taxes) does not necessarily indicate how the Fund will perform in the future.

Updated performance information is available on the Fund's website at www.guggenheiminvestments.com or by calling 800.820.0888.

The performance information shown below for Class H shares is based on a calendar year. The year-to-date return for the period from January 1, 2020 through June 30, 2020 is -18.67%.



Highest Quarter Return
Q1 2019 15.85%

Lowest Quarter Return
Q3 2011 -17.27%

AVERAGE ANNUAL TOTAL RETURN (for periods ended December 31, 2019)

The after-tax returns presented in the table below are calculated using highest historical individual federal marginal income tax rates and do not reflect the impact of state and local taxes. Your actual after-tax returns will depend on your specific tax situation and may differ from those shown below. After-tax returns are not relevant to investors who hold shares of the Fund through tax-deferred arrangements, such as 401(k) plans or individual retirement accounts.

Class H	Past 1 Year	Past 5 Years	Past 10 Years
Return Before Taxes	24.40%	5.39%	9.23%
Return After Taxes on Distributions	23.54%	4.47%	8.28%
Return After Taxes on Distributions and Sale of Fund Shares	14.43%	3.72%	7.04%
S&P 500® Index (reflects no deduction for fees, expenses or taxes)	31.49%	11.70%	13.56%

MANAGEMENT

INVESTMENT ADVISOR

Security Investors, LLC, which operates under the name Guggenheim Investments, serves as the investment adviser of the Fund.

PORTFOLIO MANAGERS

- **Michael P. Byrum**, CFA, Senior Vice President. Mr. Byrum has been associated with the Advisor since 1993.
- **Ryan A. Harder**, CFA, Portfolio Manager. Mr. Harder has been associated with the Advisor since 2004.

PURCHASE AND SALE OF FUND SHARES

The minimum initial investment amounts and minimum account balance requirements for Class H accounts held through a third party (e.g., a brokerage account) are typically:

- \$1,000 for retirement accounts
- \$2,500 for all other accounts

Accounts opened through a financial intermediary (non-direct) will be subject to your financial intermediary's minimum initial investment amount and account balance requirements, which may be different than the amounts above.

Class H accounts held directly at Guggenheim Investments (other than those that are managed by financial professionals) are subject to a minimum initial investment and account balance of \$5,000 (including retirement accounts).

Direct accounts managed by financial professionals are not subject to minimum initial investment and minimum account balance requirements.

There are no minimum amounts for subsequent investments in the Fund except for subsequent investments made via Automated Clearing House ("ACH").

The Fund reserves the right to modify its minimum account balance requirements at any time, with or without prior notice to you.

The Fund redeems its shares continuously and investors may sell their shares back to the Fund on any day that the New York Stock Exchange (the "NYSE") is open for business (a "Business Day"). You will ordinarily submit your transaction order through your financial intermediary or other securities dealers through which you opened your shareholder account or through Guggenheim Investments directly. The Fund also offers you the option to send redemption orders to Guggenheim Investments by mail, fax or telephone.

TAX INFORMATION

Fund distributions are generally taxable as ordinary income, qualified dividend income, or capital gains (or a combination thereof), unless your investment is in an IRA or other tax-advantaged retirement account. Investments through a tax-advantaged retirement account may be subject to taxation upon withdrawal.

PAYMENTS TO BROKER-DEALERS AND OTHER FINANCIAL INTERMEDIARIES

If you purchase the Fund through a broker-dealer or other financial intermediary (such as a bank), the Fund and its related companies may pay the intermediary for the sale of Fund shares and related services. These payments may create a conflict of interest by influencing the broker-dealer or other intermediary and your sales person to recommend the Fund over another investment. Ask your sales person or visit your financial intermediary's website for more information.

GOVERNMENT LONG BOND 1.2X STRATEGY FUND

IMPORTANT INFORMATION ABOUT THE FUND

The Government Long Bond 1.2x Strategy Fund (the "Fund") is very different from most other mutual funds in that it seeks **daily leveraged** investment results. As a result, the Fund may be riskier than alternatives that do not use leverage because the performance of an investment in the Fund is magnified.

The effect of leverage on the Fund will generally cause the Fund's performance to not correspond to the performance of the Fund's benchmark (as described below) over a period of time greater than a single trading day. This means that the return of the Fund for a period of longer than a single trading day will be the result of each day's compounded returns over the period, which will likely differ from 120% of the return of the Fund's benchmark for that period. As a consequence, especially in periods of market volatility, the path or trend of the benchmark during the longer period may be at least as important to the Fund's cumulative return for the longer period as the cumulative return of the benchmark for the relevant longer period. Further, the return for investors who invest for a period longer than a single trading day will not be the product of the return of the Fund's stated investment goal (i.e., 1.2x) and the cumulative performance of the benchmark.

The Fund is not suitable for all investors. The Fund should be utilized only by investors who (a) understand the risks associated with the use of leverage, (b) understand the consequences of seeking daily leveraged investment results, and (c) intend to actively monitor and manage their investments. Investors who do not meet these criteria should not buy shares of the Fund. An investment in the Fund is not a complete investment program.

INVESTMENT OBJECTIVE

The Fund seeks to provide investment results that correspond, before fees and expenses, to a benchmark for U.S. government securities on a daily basis. The Fund's current benchmark is 120% of the daily price movement of the Long Treasury Bond. The Long Treasury Bond is the most recently issued 30 Year U.S. Treasury Bond. The price movement of the Long Treasury Bond is based on the daily price change of the most recently issued Long Treasury Bond. The Fund does not seek to achieve its investment objective over a period of time greater than one day.

FEES AND EXPENSES OF THE FUND

This table describes the fees and expenses that you may pay if you buy and hold Investor Class shares or Class H shares of the Fund. You may be required to pay a commission to your financial intermediary for effecting transactions in a class of shares of the Fund without any initial sales charge, contingent deferred sales charge, or other asset-based fee for sales or distribution. These commissions are not reflected in the Fees and Expenses table or expense example below.

	Investor Class	Class H
SHAREHOLDER FEES <i>(fees paid directly from your investment)</i>	N/A	N/A
ANNUAL FUND OPERATING EXPENSES <i>(expenses that you pay each year as a percentage of the value of your investment)</i>		
Management Fees	0.50%	0.50%
Distribution (12b-1) Fees	None	0.25%
Other Expenses	0.57%	0.57%
Acquired Fund Fees and Expenses	0.03%	0.03%
Total Annual Fund Operating Expenses*	1.10%	1.35%
Fee Waiver**	-0.02%	-0.02%
Total Annual Fund Operating Expenses After Fee Waiver*	1.08%	1.33%

* The Total Annual Fund Operating Expenses and Total Annual Fund Operating Expenses After Fee Waiver in this fee table may not correlate to the expense ratios in the Fund's financial highlights and financial statements because the financial highlights and financial statements reflect only the operating expenses of the Fund and do not include Acquired Fund Fees and Expenses, which are fees and expenses incurred indirectly by the Fund through its investments in certain underlying investment companies.

** The Advisor has contractually agreed through August 1, 2021, to waive the amount of the Fund's management fee to the extent necessary to offset the proportionate share of any management fee paid by the Fund with respect to any Fund investment in an underlying fund for which the Advisor or any of its affiliates also serves as investment manager. The agreement may be terminated by the Advisor at the conclusion of any one-year term or by the Fund's Board of Trustees at any time, and when the Advisor ceases to serve as such.

EXAMPLE

This Example is intended to help you compare the cost of investing in the Fund with the cost of investing in other mutual funds.

The Example assumes that you invest \$10,000 in the Fund for the time periods indicated and then redeem all of your shares at the end of those periods. The Example also assumes that your investment has a 5% return each year and that the Fund's operating expenses remain the same. Although your actual costs may be higher or lower, based on these assumptions your costs would be:

	1 Year	3 Years	5 Years	10 Years
Investor Class	\$110	\$348	\$604	\$1,338
Class H	\$135	\$426	\$737	\$1,622

PORTFOLIO TURNOVER

The Fund pays transaction costs, such as commissions, when it buys and sells securities (or "turns over" its portfolio). A higher portfolio turnover rate may indicate higher transaction costs and may result in higher taxes when Fund shares are held in a taxable account. These costs, which are not reflected in the Total Annual Fund Operating Expenses or the Example, affect the Fund's performance. During the most recent fiscal year, the Fund's portfolio turnover rate was 1,130% of the average value of its portfolio. The Fund's portfolio turnover rate is calculated without regard to cash instruments and most derivatives. If such instruments were included, the Fund's portfolio turnover rate might be significantly higher.

PRINCIPAL INVESTMENT STRATEGIES

The Fund employs as its investment strategy a program of investing in U.S. government securities and derivative instruments, which primarily consist of futures contracts, interest rate swaps, and options on securities and futures contracts. While the Fund may write (sell) and purchase swaps, it expects primarily to purchase swaps. Futures and options contracts, and interest rate swaps, if used properly, may enable the Fund to meet its objective by increasing the Fund's exposure to the securities included in the Fund's benchmark or to securities whose performance is highly correlated to the Fund's benchmark. The Advisor attempts to consistently apply leverage to increase the Fund's exposure to 120% of the Fund's benchmark, and expects to rebalance the Fund's holdings daily to maintain such exposure. The Fund's use of derivatives and the leveraged investment exposure created by such use are expected to be significant. Certain of the Fund's derivatives investments may be traded in the over-the-counter ("OTC") market. Under normal circumstances, the Fund will invest at least 80% of its net assets, plus any borrowings for investment purposes, in fixed income securities issued by the U.S. government (and derivatives thereof).

Investments in derivative instruments, such as futures, options and swap agreements, have the economic effect of creating financial leverage in the Fund's portfolio because such investments may give rise to losses that exceed the amount the Fund has invested in those instruments. Financial leverage will magnify, sometimes significantly, the Fund's exposure to any increase or decrease in prices associated with a particular reference asset resulting in increased volatility in the value of the Fund's portfolio. The value of the Fund's portfolio is likely to experience greater volatility over short-term periods. While such financial leverage has the potential to produce greater gains, it also may result in greater losses, which in some cases may cause the Fund to liquidate other portfolio investments at a loss to comply with limits on leverage and asset segregation requirements imposed by the Investment Company Act of 1940 or to meet redemption requests.

Some of the Fund's U.S. government securities, or cash equivalents, will be used to collateralize its derivatives positions. The Fund also may invest in zero coupon U.S. Treasury bonds and enter into repurchase agreements with counterparties that are deemed to present acceptable credit risks. In an effort to ensure that the Fund is fully invested on a day-to-day basis, the Fund may conduct any necessary trading activity at or just prior to the close of the U.S. financial markets.

The Fund may invest a portion of its assets, and at times, a substantial portion of its assets, in other short-term fixed-income investment companies advised by the Advisor, or an affiliate of the Advisor, for various purposes, including for liquidity management purposes (e.g., to increase yield on liquid investments used to collateralize derivatives positions) or when such investment companies present a more cost-effective investment option than direct investments in the underlying securities. Investments in these investment companies will significantly increase the portfolio's exposure to certain other asset categories, including: (i) a broad range of high yield, high risk debt securities rated below the top four long-term rating categories by a nationally recognized statistical rating organization or, if unrated, determined by the Advisor to be of comparable quality (also known as "junk bonds"); (ii) securities issued by the U.S. government or its agencies and instrumentalities; (iii) collateralized loan obligations ("CLOs"), other asset-backed securities (including mortgage-backed securities) and similarly structured debt investments; and (iv) other short-term fixed income securities. Such investments will expose the Fund to the risks of these asset categories and increases or decreases in the value of these investments may cause the Fund to deviate from its investment objective.

PRINCIPAL RISKS

As with all mutual funds, a shareholder is subject to the risk that his or her investment could lose money. In addition to this risk, the Fund is subject to the principal risks described below.

ASSET-BACKED AND MORTGAGE-BACKED SECURITIES RISK—Through its investments in other investment companies, the Fund may have exposure to asset-backed securities, including mortgage-backed securities and structured finance investments. Investors in these securities generally receive payments that are part interest and part return of principal. These payments may vary based on the rate at which the underlying borrowers pay off their loans. Some asset-backed securities, including mortgage-backed securities, may have structures that make their reaction to interest rates and other factors difficult to predict, making their prices very volatile and they are subject to liquidity risk. The terms of many structured finance investments and other instruments are tied to the London Interbank Offered Rate ("LIBOR"), which functions as a reference rate or benchmark. It is anticipated that LIBOR will be discontinued at the end of 2021, which may cause increased volatility and illiquidity in the markets for instruments with terms tied to LIBOR or other adverse consequences for these instruments. These events may adversely affect the Fund and its investments in such instruments.

CLO RISK—Through its investments in other investment companies, the Fund may have exposure to CLOs. A CLO is a trust typically collateralized by a pool of loans, which may include, among others, domestic and foreign senior secured loans, senior unsecured loans, and subordinate corporate loans, including loans that may be rated below investment grade or equivalent unrated loans. The cash flows from the trust are split into two or more portions, called tranches, varying in risk and yield. CLO tranches can experience substantial losses due to actual defaults, increased sensitivity to defaults due to collateral default and disappearance of protecting tranches, market anticipation of defaults, as well as aversion to CLO securities as a class. The risks of an investment in a CLO depend largely on the type of the collateral securities and the class of the CLO in which the Fund invests.

COMPOUNDING RISK—In addition to the correlation risks described under "Correlation Risk," the Fund's returns are subject to the effects of compounding, which generally will cause the Fund's performance to not correlate to the performance of the benchmark over periods greater than a single day, before accounting for fees and fund expenses. Compounded returns are the result of reinvesting daily returns over periods greater than a single day. The Fund's compounded returns for periods greater than a single day will be different than the performance of the benchmark over the same period. The effects of compounding on the performance of the Fund will be more pronounced when the Long Treasury Bond experiences increased volatility, the greater the leverage employed in the Fund, and over longer holding periods.

Compounding affects the performance of all investments over time, but has a more significant effect on a leveraged index fund because the magnified changes in performance produced by the use of leverage lead to greater increases and decreases in the fund's daily returns which are then compounded over time. The effects of compounding, therefore, have a more significant effect on the Fund because it seeks to match a multiple of the performance of the Long Treasury Bond on a daily basis.

Fund performance for periods greater than one day can be estimated given any set of assumptions for the following factors: (a) the performance of the Long Treasury Bond; (b) volatility of the Long Treasury Bond; (c) financing rates associated with leverage; (d) other Fund expenses; and (e) period of time. The table below illustrates the impact of two principal factors – volatility and index performance – on Fund performance. The table shows estimated Fund

returns for a number of combinations of performance and volatility over a one-year period. Performance shown in the table assumes: (a) no Fund expenses; and (b) a cost of leverage of zero percent. If Fund expenses, including the cost of leverage, were included, the Fund's performance would be lower than shown.

Areas shaded lighter represent those scenarios where the Fund can be expected to return more than 120% of the performance of the Long Treasury Bond; conversely, areas shaded darker represent those scenarios where the Fund can be expected to return less than 120% of the performance of the Long Treasury Bond.

Index Performance		Annualized Volatility				
1x	1.2x	10%	25%	50%	75%	100%
-60%	-72%	-67%	-67%	-68%	-69%	-71%
-50%	-60%	-57%	-57%	-58%	-60%	-62%
-40%	-48%	-46%	-46%	-48%	-49%	-51%
-30%	-36%	-35%	-35%	-37%	-39%	-42%
-20%	-24%	-24%	-25%	-25%	-28%	-32%
-10%	-12%	-12%	-13%	-15%	-18%	-22%
0%	0%	0%	0%	-3%	-6%	-12%
10%	12%	12%	11%	9%	5%	-1%
20%	24%	24%	24%	20%	18%	11%
30%	36%	37%	36%	32%	28%	21%
40%	48%	49%	48%	45%	40%	32%
50%	60%	62%	61%	58%	53%	43%
60%	72%	76%	75%	71%	65%	56%

The Long Treasury Bond's annualized historical volatility rate for the five-year period ended June 30, 2020 is 10.98%. The Long Treasury Bond's highest one-year volatility rate during the five-year period is 15.27%. The Long Treasury Bond's annualized performance for the five-year period ended June 30, 2020 is 9.26%.

The historical volatility and performance of the Long Treasury Bond are not indications of what the Long Treasury Bond volatility and performance will be in the future. The table is intended to isolate the effects of the Long Treasury Bond volatility and performance on the return of the Fund, and underscore that the Fund is designed as a short-term trading vehicle for investors who intend to actively monitor and manage their portfolios.

CORRELATION RISK—A number of factors may affect the Fund's ability to achieve a high degree of correlation with its benchmark, including instances in which the Fund does not hold or have exposure to each component security of the Long Treasury Bond and the effect of compounding on the Fund's returns, and there can be no guarantee that the Fund will achieve a high degree of correlation. Failure to achieve a high degree of correlation may prevent the Fund from achieving its investment objective. The Fund does not attempt to, and should not be expected to, provide returns which are a multiple of the returns of the Long Treasury Bond for periods other than a single day. The risk of the Fund not achieving its daily investment objective will be more acute when the Long Treasury Bond has an extreme one-day movement approaching 50%. **In addition, as a result of compounding, the Fund's performance for periods greater than a single day is likely to be either greater than or less than the performance of the Long Treasury Bond times the stated multiple in the Fund's investment objective, before accounting for Fund fees and expenses.**

COUNTERPARTY CREDIT RISK—The Fund may invest in financial instruments involving counterparties that attempt to gain exposure to a particular group of securities, index or asset class without actually purchasing those securities or investments, or to hedge a position. The Fund's use of such financial instruments, including swap agreements, involves risks that are different from those associated with ordinary portfolio securities transactions. For example, the Fund is exposed to the risk that the counterparty may be unwilling or unable to make timely payments to meet its contractual obligations or may fail to return holdings that are subject to the agreement with the counterparty. If the counterparty becomes bankrupt or defaults on its payment obligations to the Fund, the Fund may not receive the full amount that it is entitled to receive. If this occurs, the value of your shares in the Fund will decrease.

CREDIT RISK—The Fund could lose money if the debt securities or other instruments in which it invests decline in price, or the issuer or guarantor of such instrument fails to pay interest or principal when due because the issuer or guarantor of the instrument experiences an actual or perceived decline in its financial status. Generally, credit risk is increased when a portfolio security is downgraded or the perceived creditworthiness of the issuer or guarantor deteriorates, though the effect of any credit rating downgrade can be uncertain. To the extent the Fund invests in below investment grade instruments, it will be exposed to a greater amount of credit risk than a fund which only invests in investment grade securities. In addition, to the extent the Fund uses credit derivatives, such use will expose it to additional risk in the event that the bonds underlying the derivatives default. The degree of credit risk depends on the issuer's or guarantor's financial condition and on the terms of the instruments.

DERIVATIVES RISK—The Fund's investments in derivatives may pose risks in addition to and greater than those associated with investing directly in securities or other investments, including risks relating to leverage, imperfect correlations with underlying investments or the Fund's other portfolio holdings, high price volatility, lack of availability, counterparty credit, liquidity, valuation and legal restrictions. Their use is a highly specialized activity that involves investment techniques and risks different from those associated with ordinary portfolio securities transactions. If the Advisor is incorrect about its expectations of market conditions, the use of derivatives could also result in a loss, which in some cases may be unlimited. Certain risks are specific to the derivatives in which the Fund invests.

SWAP AGREEMENTS RISK—Swap agreements are contracts among the Fund and a counterparty to exchange the return of the pre-determined underlying investment (such as the rate of return of the underlying index). Swap agreements may be negotiated bilaterally and traded OTC between two parties or, in some instances, must be transacted through a futures commission merchant and cleared through a clearinghouse that serves as a central counterparty. Risks associated with the use of swap agreements are different from those associated with ordinary portfolio securities transactions, due in part to the fact they could be considered illiquid and many swaps trade on the OTC market. Swaps are particularly subject to counterparty credit, correlation, valuation, liquidity and leveraging risks. Certain standardized swaps are subject to mandatory central clearing. Central clearing is expected to reduce counterparty credit risk and increase liquidity, but central clearing does not make swap transactions risk-free.

FUTURES CONTRACTS RISK—Futures contracts are typically exchange-traded contracts that call for the future delivery of an asset at a certain price and date, or cash settlement of the terms of the contract. Risks of futures contracts may be caused by an imperfect correlation between movements in the price of the instruments and the price of the underlying securities. In addition, there is the risk that the Fund may not be able to enter into a closing transaction because of an illiquid market. Exchanges can limit the number of positions that can be held or controlled by the Fund or the Advisor, thus limiting the ability to implement the Fund's strategies. Futures markets are highly volatile and the use of futures may increase the volatility of the Fund's net asset value ("NAV"). Futures also are subject to leverage risks and to liquidity risk.

OPTIONS CONTRACTS RISK—Options or options on futures contracts give the holder of the option the right to buy (or to sell) a position in a security or in a contract to the writer of the option, at a certain price. They are subject to correlation risk because there may be an imperfect correlation between the options and the securities markets that cause a given transaction to fail to achieve its objectives. The successful use of options depends on the Advisor's ability to correctly predict future price fluctuations and the degree of correlation between the options and securities markets. Exchanges can limit the number of positions that can be held or controlled by the Fund or the Advisor, thus limiting the ability to implement the Fund's strategies. Options also are particularly subject to leverage risk and can be subject to liquidity risk.

EARLY CLOSING RISK—The Fund is subject to the risk that unanticipated early closings of securities exchanges and other financial markets may result in the Fund's inability to buy or sell securities or other financial instruments on that day and may cause the Fund to incur substantial trading losses.

FINANCIALS SECTOR RISK—The Fund's investments are exposed to issuers conducting business in the Financials Sector. The Financials Sector includes companies involved in banking, thrifts and mortgage finance, specialized finance, consumer finance, asset management and custody banks, investment banking and brokerage and insurance. It also includes the Financial Exchanges & Data and Mortgage Real Estate Investment Trusts (REITs) sub-industries. Certain Financials Sector companies serve as counterparties with which the Fund may enter into derivatives

agreements or other similar contractual arrangements. The Fund's exposure to such companies subjects the Fund to the risk that their securities will underperform the market as a whole due to legislative or regulatory changes, adverse market conditions and/or increased competition affecting the Financials Sector, which may adversely affect a company's ability to fulfill its obligations as a financial counterparty. Companies operating in the Financials Sector are subject to extensive government regulation, which may limit the financial commitments they can make and the interest rates and fees they can charge. Profitability is largely dependent on the availability and cost of capital funds, and can fluctuate significantly when interest rates change or due to increased competition.

HIGH YIELD AND UNRATED SECURITIES RISK—The Fund's exposure to higher yielding, below investment grade and unrated high risk debt securities (commonly known as "junk bonds") may present additional risk because these securities may be less liquid and present greater credit risk than investment grade bonds. The price of high yield securities tends to be subject to greater volatility due to issuer-specific operating results and outlook and to real or perceived adverse economic and competitive industry conditions. This exposure may be obtained through investments in other investment companies.

INTEREST RATE RISK—The market value of fixed income investments and related financial instruments will change in response to interest rate changes. During periods of falling interest rates, the values of fixed income securities generally rise. Conversely, during periods of rising interest rates, the values of such securities generally decline. Securities with greater interest rate sensitivity and longer maturities generally are subject to greater fluctuations in value. The Fund may invest in variable and floating rate securities. Although these instruments are generally less sensitive to interest rate changes than fixed rate instruments, the value of floating rate and variable securities may decline if their interest rates do not rise as quickly, or as much, as general interest rates. Changes in government or central bank policy, including changes in tax policy or changes in a central bank's implementation of specific policy goals, may have a substantial impact on interest rates, and could have an adverse effect on prices for fixed income securities and on the performance of the Fund. In particular, interest rates in the U.S. are at or near historically low levels and as a result, fixed income securities markets may experience heightened levels of interest rate risk. Any unexpected or sudden reversal of the fiscal policy underlying current interest rate levels could adversely affect the value of the Fund. There can be no guarantee that any particular government or central bank policy will be continued, discontinued or changed, nor that any such policy will have the desired effect on interest rates.

INVESTMENT IN INVESTMENT VEHICLES RISK—Investing in other investment vehicles, including exchange-traded funds ("ETFs"), closed-end funds, affiliated short-term fixed income funds and other mutual funds, subjects the Fund to those risks affecting the investment vehicle, including the possibility that the value of the underlying securities held by the investment vehicle could decrease or the portfolio becomes illiquid. Moreover, the Fund and its shareholders will incur its pro rata share of the underlying vehicles' expenses, which will reduce the Fund's performance. In addition, investments in an ETF are subject to, among other risks, the risk that the ETF's shares may trade at a discount or premium relative to the NAV of the shares and the listing exchange may halt trading of the ETF's shares.

INVESTMENT IN LOANS RISK—Investing in loans involves special types of risks, including credit risk, interest rate risk, counterparty risk and prepayment risk. Loans may offer a fixed or floating interest rate. Loans are often generally below investment grade and may be unrated. Loans may be difficult to value and some can be subject to liquidity risk.

LEVERAGING RISK—The Fund achieves leveraged exposure to the Long Treasury Bond through the use of derivative instruments. The more the Fund invests in leveraged instruments, the more this leverage will magnify any losses on those investments. The Fund's investment in these instruments generally requires a small investment relative to the amount of investment exposure assumed. As a result, such investments may give rise to losses that exceed the amount invested in those instruments. Since the Fund's investment strategy involves consistently applied leverage, the value of the Fund's shares will tend to increase or decrease more than the value of any increase or decrease in the Long Treasury Bond. Leverage also will have the effect of magnifying tracking error.

LIQUIDITY AND VALUATION RISK—In certain circumstances, it may be difficult for the Fund to purchase and sell a particular investment within a reasonable time at a fair price, or the price at which it has been valued by the Advisor for purposes of the Fund's NAV, causing the Fund to be less liquid. While the Fund intends to invest in liquid securities and financial instruments, under certain market conditions, such as when trading in a particular investment has been halted temporarily by an exchange because the maximum price change of that investment has been realized, it may

be difficult or impossible for the Fund to liquidate such investments. In addition, the ability of the Fund to assign an accurate daily value to certain investments may be difficult, and the Advisor may be required to fair value the investments.

MARKET RISK—The market value of the securities and derivatives held by the Fund may fluctuate over time in response to factors affecting individual companies or other factors such as changing economic, political or financial markets.

OTC TRADING RISK—Certain of the derivatives in which the Fund may invest may be traded (and privately negotiated) in the OTC market. While the OTC derivatives market is the primary trading venue for many derivatives, it is largely unregulated and provides for less transparency than a national securities or commodities exchange. As a result and similar to other privately negotiated contracts, the Fund is subject to counterparty credit risk with respect to such derivatives contracts.

PASSIVE INVESTMENT RISK—The Fund is not actively managed and the Advisor does not attempt to take defensive positions in declining markets. Therefore, the Fund may be subject to greater losses in a declining market than a fund that is actively managed.

PORTFOLIO TURNOVER RISK—Periodic rebalancing of the Fund's holdings pursuant to its daily investment objective may lead to a greater number of portfolio transactions in the Fund than experienced by other mutual funds. Such frequent and active trading may lead to significantly higher transaction costs because of increased broker commissions associated with such transactions.

PREPAYMENT AND EXTENSION RISK—Prepayment risk is the risk that the principal on mortgage-backed securities, other asset-backed securities or any debt security with an embedded call option may be prepaid at any time, which could reduce the security's yield and market value. In the case of prepayment risk, if the investment is converted, prepaid or redeemed before maturity, the portfolio manager may not be able to invest the proceeds in other investments providing as high a level of income, resulting in a reduced yield to the Fund. The rate of prepayments tends to increase as interest rates fall, which could cause the average maturity of the portfolio to shorten. Conversely, extension risk is the risk that an unexpected rise in interest rates will extend the life of a mortgage- or asset-backed security beyond the prepayment time. If the Fund's investments are locked in at a lower interest rate for a longer period of time, the portfolio manager may be unable to capitalize on securities with higher interest rates or wider spreads.

REGULATORY AND LEGAL RISK—U.S. and non-U.S. governmental agencies and other regulators regularly implement additional regulations and legislators pass new laws that affect the investments held by the Fund, the strategies used by the Fund or the level of regulation or taxation applying to the Fund (such as regulations related to investments in derivatives and other transactions). These regulations and laws impact the investment strategies, performance, costs and operations of the Fund or taxation of shareholders.

REPURCHASE AGREEMENT RISK—The Fund's investment in repurchase agreements may be subject to market and credit risk with respect to the collateral securing the repurchase agreements. Investments in repurchase agreements also may be subject to the risk that the market value of the underlying obligations may decline prior to the expiration of the repurchase agreement term.

SHAREHOLDER TRADING RISK—The Fund may be used as a tool for certain investors that employ trading strategies involving frequent trading. Such trading strategies may lead to increased portfolio turnover in the Fund, higher transaction costs, and the possibility of increased short-term capital gains (which will be taxable to shareholders as ordinary income when distributed to them) and/or long-term capital gains. Large movements of assets into and out of the Fund due to active or frequent trading also may adversely affect the Fund's ability to achieve its investment objective.

TEMPORARY DEFENSIVE INVESTMENT RISK—The Advisor generally does not attempt to take defensive positions in the Fund in declining markets. Therefore, the Fund may be subject to greater losses in a declining market than a fund that does take defensive positions in declining markets.

TRACKING ERROR RISK—The Advisor may not be able to cause the Fund's performance to correspond to that of the Fund's benchmark, either on a daily or aggregate basis. Factors such as Fund expenses, imperfect correlation between

the Fund's investments and the Long Treasury Bond, rounding of share prices, regulatory policies, high portfolio turnover rate, and the use of leverage all contribute to tracking error. Tracking error may cause the Fund's performance to be less than you expect.

TRADING HALT RISK—The Fund typically will hold futures contracts and short-term options. The major exchanges on which these contracts are traded, such as the Chicago Mercantile Exchange, have established limits on how much the trading price of a futures contract or option may decline over various time periods within a day, and may halt trading in a contract that exceeds such limits. If a trading halt occurs, the Fund may temporarily be unable to purchase or sell certain securities, futures contracts or options. Such a trading halt near the time the Fund prices its shares may limit the Fund's ability to use leverage and fully invest its assets, which could increase tracking error and adversely affect performance, and may prevent the Fund from achieving its investment objective.

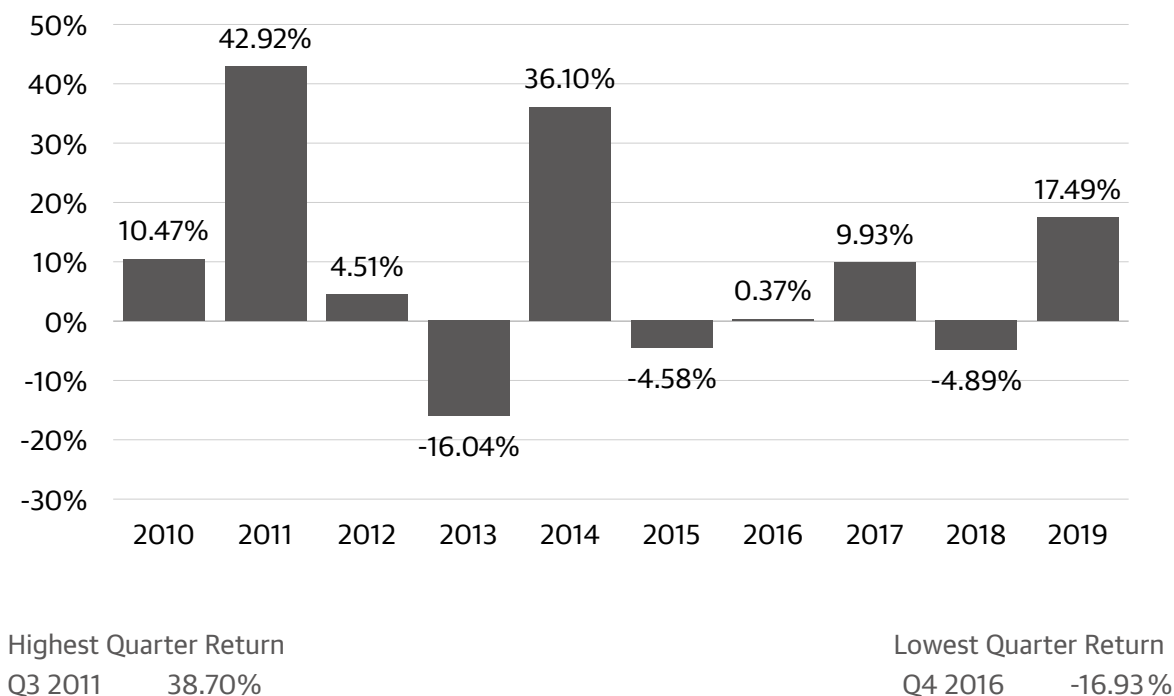
U.S. GOVERNMENT SECURITIES RISK—U.S. government securities may or may not be backed by the full faith and credit of the U.S. government. The value of U.S. government securities will fluctuate and such securities are subject to the risks associated with fixed-income and debt securities, particularly interest rate and credit risk.

PERFORMANCE INFORMATION

The following bar chart shows the performance of the Investor Class shares of the Fund from year to year. The variability of performance over time provides an indication of the risks of investing in the Fund. The following tables show the performance of the Investor Class shares and Class H shares of the Fund as an average over different periods of time in comparison to the performance of a broad-based market index. The figures in the bar chart and tables assume the reinvestment of dividends and capital gains distributions. Of course, this past performance (before and after taxes) does not necessarily indicate how the Fund will perform in the future.

Updated performance information is available on the Fund's website at www.guggenheiminvestments.com or by calling 800.820.0888.

The performance information shown below for Investor Class shares is based on a calendar year. The year-to-date return for the period from January 1, 2020 through June 30, 2020 is 29.40%.



AVERAGE ANNUAL TOTAL RETURN (for periods ended December 31, 2019)

The after-tax returns presented in the table below are calculated using highest historical individual federal marginal income tax rates and do not reflect the impact of state and local taxes. Your actual after-tax returns will depend on your specific tax situation and may differ from those shown below. After-tax returns are not relevant to investors who hold shares of the Fund through tax-deferred arrangements, such as 401(k) plans or individual retirement accounts.

Investor Class	Past 1 Year	Past 5 Years	Past 10 Years
Return Before Taxes	17.49%	3.30%	8.30%
Return After Taxes on Distributions	15.67%	2.21%	7.32%
Return After Taxes on Distributions and Sale of Fund Shares	10.84%	2.15%	6.33%
Bloomberg Barclays Long Treasury Bond Index (reflects no deduction for fees, expenses or taxes)	14.83%	4.13%	7.01%

Class H	Past 1 Year	Past 5 Years	Since Inception (9/18/2014)
Return Before Taxes	17.24%	3.10%	5.85%
Return After Taxes on Distributions	15.54%	2.12%	4.88%
Return After Taxes on Distributions and Sale of Fund Shares	10.68%	2.05%	4.23%
Bloomberg Barclays Long Treasury Bond Index (reflects no deduction for fees, expenses or taxes)	14.83%	4.13%	6.04%

MANAGEMENT

INVESTMENT ADVISOR

Security Investors, LLC, which operates under the name Guggenheim Investments, serves as the investment adviser of the Fund.

PORTFOLIO MANAGERS

- **Michael P. Byrum**, CFA, Senior Vice President. Mr. Byrum has been associated with the Advisor since 1993.
- **Ryan A. Harder**, CFA, Portfolio Manager. Mr. Harder has been associated with the Advisor since 2004.

PURCHASE AND SALE OF FUND SHARES

The minimum initial investment amounts and minimum account balance requirements for Investor Class and Class H accounts held through a third party (e.g., a brokerage account) are typically:

- \$1,000 for retirement accounts
- \$2,500 for all other accounts

Investor Class and Class H accounts opened through a financial intermediary (non-direct) will be subject to your financial intermediary's minimum initial investment amount and account balance requirements, which may be different than the amounts above.

Investor Class and Class H accounts held directly at Guggenheim Investments (other than those that are managed by financial professionals) are subject to a minimum initial investment and account balance of \$5,000 (including retirement accounts).

Direct accounts managed by financial professionals are not subject to minimum initial investment and minimum account balance requirements.

There are no minimum amounts for subsequent investments in the Fund except for subsequent investments made via Automated Clearing House ("ACH").

The Fund reserves the right to modify its minimum account balance requirements at any time, with or without prior notice to you.

The Fund redeems its shares continuously and investors may sell their shares back to the Fund on any day that the New York Stock Exchange (the "NYSE") is open for business (a "Business Day") excluding bond market holidays. You will ordinarily submit your transaction order through your financial intermediary or other securities dealers through which you opened your shareholder account or through Guggenheim Investments directly. The Fund also offers you the option to send redemption orders to Guggenheim Investments by mail, fax or telephone.

TAX INFORMATION

Fund distributions are generally taxable as ordinary income or capital gains (or a combination of both), unless your investment is in an IRA or other tax-advantaged retirement account. Investments through a tax-advantaged retirement account may be subject to taxation upon withdrawal.

PAYMENTS TO BROKER-DEALERS AND OTHER FINANCIAL INTERMEDIARIES

If you purchase the Fund through a broker-dealer or other financial intermediary (such as a bank), the Fund and its related companies may pay the intermediary for the sale of Fund shares and related services. These payments may create a conflict of interest by influencing the broker-dealer or other intermediary and your sales person to recommend the Fund over another investment. Ask your sales person or visit your financial intermediary's website for more information.

INVERSE GOVERNMENT LONG BOND STRATEGY FUND

IMPORTANT INFORMATION ABOUT THE FUND

The Inverse Government Long Bond Strategy Fund (the "Fund") is very different from most other mutual funds in that it seeks to provide investment results that correlate to the inverse of the performance of a specific benchmark on a daily basis, a result opposite of most mutual funds. As a result, the Fund may be riskier than alternatives that do not rely on the use of derivatives to achieve their investment objectives.

Because the Fund seeks daily inverse investment results, the return of the Fund for a period longer than a full trading day will be the result of each day's compounded returns over the period, which will likely differ from the inverse return of the daily price movement of the benchmark for that period. As a consequence, especially in periods of market volatility, the path or trend of the benchmark during the longer period may be at least as important to the Fund's return for the longer period as the cumulative return of the benchmark for the relevant longer period. Further, the return for investors who invest for a period longer than a single trading day will not be the product of the return of the Fund's stated investment goal (i.e., -1x) and the cumulative performance of the benchmark.

The Fund is not suitable for all investors. The Fund should be utilized only by investors who (a) understand the consequences of seeking daily inverse investment results, (b) understand the risks of shorting and (c) intend to actively monitor and manage their investments. Investors who do not meet these criteria should not buy shares of the Fund. An investment in the Fund is not a complete investment program.

INVESTMENT OBJECTIVE

The Fund seeks to provide total returns that inversely correlate, before fees and expenses, to the price movement of a benchmark for U.S. Treasury debt instruments or futures contracts on a specified debt instrument on a daily basis. The Fund's current benchmark is the daily price movement of the Long Treasury Bond. The Long Treasury Bond is the most recently issued 30 Year U.S. Treasury Bond. The price movement of the Long Treasury Bond is based on the daily price change of the most recently issued Long Treasury Bond. The Fund does not seek to achieve its investment objective over a period of time greater than one day.

FEES AND EXPENSES OF THE FUND

This table describes the fees and expenses that you may pay if you buy and hold Investor Class shares or Class H shares of the Fund. You may be required to pay a commission to your financial intermediary for effecting transactions in a class of shares of the Fund without any initial sales charge, contingent deferred sales charge, or other asset-based fee for sales or distribution. These commissions are not reflected in the Fees and Expenses table or expense example below.

	Investor Class	Class H
SHAREHOLDER FEES <i>(fees paid directly from your investment)</i>	N/A	N/A
ANNUAL FUND OPERATING EXPENSES <i>(expenses that you pay each year as a percentage of the value of your investment)</i>		
Management Fees	0.90%	0.90%
Distribution (12b-1) Fees	None	0.25%
Other Expenses	2.01%	2.15%
Short Sales Dividend and Interest Expense	1.39%	1.53%
Remaining Other Expenses	0.62%	0.62%
Acquired Fund Fees and Expenses	0.04%	0.04%
Total Annual Fund Operating Expenses*	2.95%	3.34%
Fee Waiver**	-0.02%	-0.02%
Total Annual Fund Operating Expenses After Fee Waiver*	2.93%	3.32%

* The Total Annual Fund Operating Expenses and Total Annual Fund Operating Expenses After Fee Waiver in this fee table may not correlate to the expense ratios in the Fund's financial highlights and financial statements because the financial highlights and financial statements reflect only the operating expenses of the Fund and do

not include Acquired Fund Fees and Expenses, which are fees and expenses incurred indirectly by the Fund through its investments in certain underlying investment companies.

- ** The Advisor has contractually agreed through August 1, 2021, to waive the amount of the Fund's management fee to the extent necessary to offset the proportionate share of any management fee paid by the Fund with respect to any Fund investment in an underlying fund for which the Advisor or any of its affiliates also serves as investment manager. The agreement may be terminated by the Advisor at the conclusion of any one-year term or by the Fund's Board of Trustees at any time, and when the Advisor ceases to serve as such.

EXAMPLE

This Example is intended to help you compare the cost of investing in the Fund with the cost of investing in other mutual funds.

The Example assumes that you invest \$10,000 in the Fund for the time periods indicated and then redeem all of your shares at the end of those periods. The Example also assumes that your investment has a 5% return each year and that the Fund's operating expenses remain the same. Although your actual costs may be higher or lower, based on these assumptions your costs would be:

	1 Year	3 Years	5 Years	10 Years
Investor Class	\$296	\$911	\$1,551	\$3,269
Class H	\$335	\$1,025	\$1,739	\$3,629

PORTFOLIO TURNOVER

The Fund pays transaction costs, such as commissions, when it buys and sells securities (or "turns over" its portfolio). A higher portfolio turnover rate may indicate higher transaction costs and may result in higher taxes when Fund shares are held in a taxable account. These costs, which are not reflected in the Total Annual Fund Operating Expenses or the Example, affect the Fund's performance. During the most recent fiscal year, the Fund's portfolio turnover rate was 864% of the average value of its portfolio. The Fund's portfolio turnover rate is calculated without regard to cash instruments and most derivatives. If such instruments were included, the Fund's portfolio turnover rate might be significantly higher.

PRINCIPAL INVESTMENT STRATEGIES

Unlike a traditional index fund, the Fund's investment objective is to perform, on a daily basis, opposite the daily price movement of the Long Treasury Bond. The Fund employs as its investment strategy a program of engaging in short sales and investing to a significant extent in derivative instruments, which primarily consist of futures contracts, interest rate swaps, and options on securities and futures contracts. The Advisor expects to rebalance the Fund's positions daily to maintain exposure that is opposite to that of the Fund's benchmark. While the Fund may write (sell) and purchase swaps, it expects primarily to write swaps. Certain of the Fund's derivatives investments may be traded in the over-the-counter ("OTC") market. Under normal circumstances, the Fund will invest at least 80% of its net assets, plus any borrowings for investment purposes, in financial instruments with economic characteristics that should perform opposite to fixed income securities issued by the U.S. government.

Investments in derivative instruments, such as futures, options and swap agreements, have the economic effect of creating financial leverage in the Fund's portfolio because such investments may give rise to losses that exceed the amount the Fund has invested in those instruments. Financial leverage will magnify, sometimes significantly, the Fund's exposure to any increase or decrease in prices associated with a particular reference asset resulting in increased volatility in the value of the Fund's portfolio. The value of the Fund's portfolio is likely to experience greater volatility over short-term periods. While such financial leverage has the potential to produce greater gains, it also may result in greater losses, which in some cases may cause the Fund to liquidate other portfolio investments at a loss to comply with limits on leverage and asset segregation requirements imposed by the Investment Company Act of 1940 or to meet redemption requests.

On a day-to-day basis, the Fund may hold U.S. government securities or cash equivalents. The Fund also may enter into repurchase agreements with counterparties that are deemed to present acceptable credit risks. In an effort to ensure that the Fund is fully invested on a day-to-day basis, the Fund may conduct any necessary trading activity at or just prior to the close of the U.S. financial markets.

The Fund may invest a portion of its assets, and at times, a substantial portion of its assets, in other short-term fixed-income investment companies advised by the Advisor, or an affiliate of the Advisor, for various purposes, including for liquidity management purposes (e.g., to increase yield on liquid investments used to collateralize derivatives positions) or when such investment companies present a more cost-effective investment option than direct investments in the underlying securities. Investments in these investment companies will significantly increase the portfolio's exposure to certain other asset categories, including: (i) a broad range of high yield, high risk debt securities rated below the top four long-term rating categories by a nationally recognized statistical rating organization or, if unrated, determined by the Advisor to be of comparable quality (also known as "junk bonds"); (ii) securities issued by the U.S. government or its agencies and instrumentalities; (iii) collateralized loan obligations ("CLOs"), other asset-backed securities (including mortgage-backed securities) and similarly structured debt investments; and (iv) other short-term fixed income securities. Such investments will expose the Fund to the risks of these asset categories and increases or decreases in the value of these investments may cause the Fund to deviate from its investment objective.

PRINCIPAL RISKS

As with all mutual funds, a shareholder is subject to the risk that his or her investment could lose money. In addition to this risk, the Fund is subject to the principal risks described below.

ASSET-BACKED AND MORTGAGE-BACKED SECURITIES RISK—Through its investments in other investment companies, the Fund may have exposure to asset-backed securities, including mortgage-backed securities and structured finance investments. Investors in these securities generally receive payments that are part interest and part return of principal. These payments may vary based on the rate at which the underlying borrowers pay off their loans. Some asset-backed securities, including mortgage-backed securities, may have structures that make their reaction to interest rates and other factors difficult to predict, making their prices very volatile and they are subject to liquidity risk. The terms of many structured finance investments and other instruments are tied to the London Interbank Offered Rate ("LIBOR"), which functions as a reference rate or benchmark. It is anticipated that LIBOR will be discontinued at the end of 2021, which may cause increased volatility and illiquidity in the markets for instruments with terms tied to LIBOR or other adverse consequences for these instruments. These events may adversely affect the Fund and its investments in such instruments.

CLO RISK—Through its investments in other investment companies, the Fund may have exposure to CLOs. A CLO is a trust typically collateralized by a pool of loans, which may include, among others, domestic and foreign senior secured loans, senior unsecured loans, and subordinate corporate loans, including loans that may be rated below investment grade or equivalent unrated loans. The cash flows from the trust are split into two or more portions, called tranches, varying in risk and yield. CLO tranches can experience substantial losses due to actual defaults, increased sensitivity to defaults due to collateral default and disappearance of protecting tranches, market anticipation of defaults, as well as aversion to CLO securities as a class. The risks of an investment in a CLO depend largely on the type of the collateral securities and the class of the CLO in which the Fund invests.

COMPOUNDING RISK—In addition to the correlation risks described under "Correlation Risk," the Fund's returns are subject to the effects of compounding, which generally will cause the Fund's performance to not correlate to the performance of the benchmark over periods greater than a single day, before accounting for fees and fund expenses. Compounded returns are the result of reinvesting daily returns over periods greater than a single day. The Fund's compounded returns for periods greater than a single day will be different than the performance of the benchmark over the same period. The effects of compounding on the performance of the Fund will be more pronounced when the Long Treasury Bond experiences increased volatility and over longer holding periods.

Fund performance for periods greater than one day can be estimated given any set of assumptions for the following factors: (a) performance of the Long Treasury Bond; (b) volatility of the Long Treasury Bond; (c) financing rates associated with leverage; (d) other Fund expenses; and (e) period of time. The table below illustrates the impact of two principal factors - volatility and index performance - on Fund performance. The table shows estimated Fund returns for a number of combinations of performance and volatility over a one-year period. Performance shown in the table assumes: (a) no Fund expenses; and (b) a cost of leverage of zero percent. If Fund expenses, including the cost of leverage, were included, the Fund's performance would be lower than shown.

Areas shaded lighter represent those scenarios where the Fund can be expected to return more than the inverse performance of the Long Treasury Bond; conversely, areas shaded darker represent those scenarios where the Fund can be expected to return the same or less than the inverse performance of the Long Treasury Bond.

Index Performance		Annualized Volatility				
1x	-1x	10%	25%	50%	75%	100%
-60%	60%	148%	132%	96%	42%	-6%
-50%	50%	98%	87%	57%	14%	-28%
-40%	40%	65%	56%	30%	-5%	-38%
-30%	30%	42%	34%	13%	-18%	-47%
-20%	20%	24%	18%	-3%	-28%	-54%
-10%	10%	10%	4%	-13%	-36%	-59%
0%	0%	-1%	-6%	-22%	-43%	-64%
10%	-10%	-10%	-15%	-29%	-48%	-67%
20%	-20%	-17%	-22%	-35%	-53%	-69%
30%	-30%	-24%	-28%	-40%	-56%	-71%
40%	-40%	-29%	-33%	-44%	-60%	-73%
50%	-50%	-34%	-37%	-48%	-62%	-76%
60%	-60%	-38%	-41%	-51%	-65%	-78%

The Long Treasury Bond's annualized historical volatility rate for the five-year period ended June 30, 2020 is 10.98%. The Long Treasury Bond's highest one-year volatility rate during the five-year period is 15.27%. The Long Treasury Bond's annualized performance for the five-year period ended June 30, 2020 is 9.26%.

The historical volatility and performance of the Long Treasury Bond are not indications of what the Long Treasury Bond volatility and performance will be in the future. The table is intended to isolate the effects of the Long Treasury Bond volatility and performance on the return of the Fund, and underscore that the Fund is designed as a short-term trading vehicle for investors who intend to actively monitor and manage their portfolios.

CORRELATION RISK—A number of factors may affect the Fund's ability to achieve a high degree of correlation with its benchmark, including instances in which the Fund does not hold or have exposure to each component security of the Long Treasury Bond and the effect of compounding on the Fund's returns, and there can be no guarantee that the Fund will achieve a high degree of correlation. Failure to achieve a high degree of correlation may prevent the Fund from achieving its investment objective. The Fund does not attempt to, and should not be expected to, provide returns which are the inverse of the returns of the Long Treasury Bond for periods other than a single day. The risk of the Fund not achieving its daily investment objective will be more acute when the Long Treasury Bond has an extreme one-day movement approaching 50%. **In addition, as a result of compounding, the Fund's performance for periods greater than a single day is likely to be either greater than or less than the performance of the inverse of the Long Treasury Bond, before accounting for Fund fees and expenses.**

COUNTERPARTY CREDIT RISK—The Fund may invest in financial instruments involving counterparties that attempt to gain exposure to a particular group of securities, index or asset class without actually purchasing those securities or investments, or to hedge a position. The Fund's use of such financial instruments, including swap agreements, involves risks that are different from those associated with ordinary portfolio securities transactions. For example, the Fund is exposed to the risk that the counterparty may be unwilling or unable to make timely payments to meet its contractual obligations or may fail to return holdings that are subject to the agreement with the counterparty. If the counterparty becomes bankrupt or defaults on its payment obligations to the Fund, the Fund may not receive the full amount that it is entitled to receive. If this occurs, the value of your shares in the Fund will decrease.

CREDIT RISK—The Fund could lose money if the debt securities or other instruments in which it invests decline in price, or the issuer or guarantor of such instrument fails to pay interest or principal when due because the issuer or guarantor of the instrument experiences an actual or perceived decline in its financial status. Generally, credit risk is increased when a portfolio security is downgraded or the perceived creditworthiness of the issuer or guarantor deteriorates, though the effect of any credit rating downgrade can be uncertain. To the extent the Fund invests in below investment grade instruments, it will be exposed to a greater amount of credit risk than a fund which only invests in investment grade securities. In addition, to the extent the Fund uses credit derivatives, such use will expose it to additional risk in the event that the bonds underlying the derivatives default. The degree of credit risk depends on the issuer's or guarantor's financial condition and on the terms of the instruments.

DERIVATIVES RISK—The Fund's investments in derivatives may pose risks in addition to and greater than those associated with investing directly in securities or other investments, including risks relating to leverage, imperfect correlations with underlying investments or the Fund's other portfolio holdings, high price volatility, lack of availability, counterparty credit, liquidity, valuation and legal restrictions. Their use is a highly specialized activity that involves investment techniques and risks different from those associated with ordinary portfolio securities transactions. If the Advisor is incorrect about its expectations of market conditions, the use of derivatives could also result in a loss, which in some cases may be unlimited. Certain risks are specific to the derivatives in which the Fund invests.

SWAP AGREEMENTS RISK—Swap agreements are contracts among the Fund and a counterparty to exchange the return of the pre-determined underlying investment (such as the rate of return of the underlying index). Swap agreements may be negotiated bilaterally and traded OTC between two parties or, in some instances, must be transacted through a futures commission merchant and cleared through a clearinghouse that serves as a central counterparty. Risks associated with the use of swap agreements are different from those associated with ordinary portfolio securities transactions, due in part to the fact they could be considered illiquid and many swaps trade on the OTC market. Swaps are particularly subject to counterparty credit, correlation, valuation, liquidity and leveraging risks. Certain standardized swaps are subject to mandatory central clearing. Central clearing is expected to reduce counterparty credit risk and increase liquidity, but central clearing does not make swap transactions risk-free.

FUTURES CONTRACTS RISK—Futures contracts are typically exchange-traded contracts that call for the future delivery of an asset at a certain price and date, or cash settlement of the terms of the contract. Risks of futures contracts may be caused by an imperfect correlation between movements in the price of the instruments and the price of the underlying securities. In addition, there is the risk that the Fund may not be able to enter into a closing transaction because of an illiquid market. Exchanges can limit the number of positions that can be held or controlled by the Fund or the Advisor, thus limiting the ability to implement the Fund's strategies. Futures markets are highly volatile and the use of futures may increase the volatility of the Fund's net asset value ("NAV"). Futures also are subject to leverage risks and to liquidity risk.

OPTIONS CONTRACTS RISK—Options or options on futures contracts give the holder of the option the right to buy (or to sell) a position in a security or in a contract to the writer of the option, at a certain price. They are subject to correlation risk because there may be an imperfect correlation between the options and the securities markets that cause a given transaction to fail to achieve its objectives. The successful use of options depends on the Advisor's ability to correctly predict future price fluctuations and the degree of correlation between the options and securities markets. Exchanges can limit the number of positions that can be held or controlled by the Fund or the Advisor, thus limiting the ability to implement the Fund's strategies. Options also are particularly subject to leverage risk and can be subject to liquidity risk.

EARLY CLOSING RISK—The Fund is subject to the risk that unanticipated early closings of securities exchanges and other financial markets may result in the Fund's inability to buy or sell securities or other financial instruments on that day and may cause the Fund to incur substantial trading losses.

FINANCIALS SECTOR RISK—The Fund's investments are exposed to issuers conducting business in the Financials Sector. The Financials Sector includes companies involved in banking, thrifts and mortgage finance, specialized finance, consumer finance, asset management and custody banks, investment banking and brokerage and insurance. It also includes the Financial Exchanges & Data and Mortgage Real Estate Investment Trusts (REITs) sub-industries. Certain Financials Sector companies serve as counterparties with which the Fund may enter into derivatives agreements or other similar contractual arrangements. The Fund's exposure to such companies subjects the Fund to the risk that their securities will underperform the market as a whole due to legislative or regulatory changes, adverse market conditions and/or increased competition affecting the Financials Sector, which may adversely affect a company's ability to fulfill its obligations as a financial counterparty. Companies operating in the Financials Sector are subject to extensive government regulation, which may limit the financial commitments they can make and the interest rates and fees they can charge. Profitability is largely dependent on the availability and cost of capital funds, and can fluctuate significantly when interest rates change or due to increased competition.

HIGH YIELD AND UNRATED SECURITIES RISK—The Fund's exposure to higher yielding, below investment grade and unrated high risk debt securities (commonly known as "junk bonds") may present additional risk because these

securities may be less liquid and present greater credit risk than investment grade bonds. The price of high yield securities tends to be subject to greater volatility due to issuer-specific operating results and outlook and to real or perceived adverse economic and competitive industry conditions. This exposure may be obtained through investments in other investment companies.

INTEREST RATE RISK—The market value of fixed income investments and related financial instruments will change in response to interest rate changes. During periods of falling interest rates, the values of fixed income securities generally rise. Conversely, during periods of rising interest rates, the values of such securities generally decline. Securities with greater interest rate sensitivity and longer maturities generally are subject to greater fluctuations in value. The Fund may invest in variable and floating rate securities. Although these instruments are generally less sensitive to interest rate changes than fixed rate instruments, the value of floating rate and variable securities may decline if their interest rates do not rise as quickly, or as much, as general interest rates. Changes in government or central bank policy, including changes in tax policy or changes in a central bank's implementation of specific policy goals, may have a substantial impact on interest rates, and could have an adverse effect on prices for fixed income securities and on the performance of the Fund. In particular, interest rates in the U.S. are at or near historically low levels and as a result, fixed income securities markets may experience heightened levels of interest rate risk. Any unexpected or sudden reversal of the fiscal policy underlying current interest rate levels could adversely affect the value of the Fund. There can be no guarantee that any particular government or central bank policy will be continued, discontinued or changed, nor that any such policy will have the desired effect on interest rates.

INVESTMENT IN INVESTMENT VEHICLES RISK—Investing in other investment vehicles, including exchange-traded funds ("ETFs"), closed-end funds, affiliated short-term fixed income funds and other mutual funds, subjects the Fund to those risks affecting the investment vehicle, including the possibility that the value of the underlying securities held by the investment vehicle could decrease or the portfolio becomes illiquid. Moreover, the Fund and its shareholders will incur its pro rata share of the underlying vehicles' expenses, which will reduce the Fund's performance. In addition, investments in an ETF are subject to, among other risks, the risk that the ETF's shares may trade at a discount or premium relative to the NAV of the shares and the listing exchange may halt trading of the ETF's shares.

INVESTMENT IN LOANS RISK—Investing in loans involves special types of risks, including credit risk, interest rate risk, counterparty risk and prepayment risk. Loans may offer a fixed or floating interest rate. Loans are often generally below investment grade and may be unrated. Loans may be difficult to value and some can be subject to liquidity risk.

LIQUIDITY AND VALUATION RISK—In certain circumstances, it may be difficult for the Fund to purchase and sell a particular investment within a reasonable time at a fair price, or the price at which it has been valued by the Advisor for purposes of the Fund's NAV, causing the Fund to be less liquid. While the Fund intends to invest in liquid securities and financial instruments, under certain market conditions, such as when trading in a particular investment has been halted temporarily by an exchange because the maximum price change of that investment has been realized, it may be difficult or impossible for the Fund to liquidate such investments. In addition, the ability of the Fund to assign an accurate daily value to certain investments may be difficult, and the Advisor may be required to fair value the investments.

MARKET RISK—The market value of the securities and derivatives held by the Fund may fluctuate over time in response to factors affecting individual companies or other factors such as changing economic, political or financial markets.

OTC TRADING RISK—Certain of the derivatives in which the Fund may invest may be traded (and privately negotiated) in the OTC market. While the OTC derivatives market is the primary trading venue for many derivatives, it is largely unregulated and provides for less transparency than a national securities or commodities exchange. As a result and similar to other privately negotiated contracts, the Fund is subject to counterparty credit risk with respect to such derivatives contracts.

PASSIVE INVESTMENT RISK—The Fund is not actively managed and the Advisor does not attempt to take defensive positions in rising markets. Therefore, the Fund may be subject to greater losses in a rising market than a fund that is actively managed.

PORTFOLIO TURNOVER RISK—Periodic rebalancing of the Fund's holdings pursuant to its daily investment objective may lead to a greater number of portfolio transactions in the Fund than experienced by other mutual funds. Such frequent and active trading may lead to significantly higher transaction costs because of increased broker commissions associated with such transactions.

PREPAYMENT AND EXTENSION RISK—Prepayment risk is the risk that the principal on mortgage-backed securities, other asset-backed securities or any debt security with an embedded call option may be prepaid at any time, which could reduce the security's yield and market value. In the case of prepayment risk, if the investment is converted, prepaid or redeemed before maturity, the portfolio manager may not be able to invest the proceeds in other investments providing as high a level of income, resulting in a reduced yield to the Fund. The rate of prepayments tends to increase as interest rates fall, which could cause the average maturity of the portfolio to shorten. Conversely, extension risk is the risk that an unexpected rise in interest rates will extend the life of a mortgage- or asset-backed security beyond the prepayment time. If the Fund's investments are locked in at a lower interest rate for a longer period of time, the portfolio manager may be unable to capitalize on securities with higher interest rates or wider spreads.

REGULATORY AND LEGAL RISK—U.S. and non-U.S. governmental agencies and other regulators regularly implement additional regulations and legislators pass new laws that affect the investments held by the Fund, the strategies used by the Fund or the level of regulation or taxation applying to the Fund (such as regulations related to investments in derivatives and other transactions). These regulations and laws impact the investment strategies, performance, costs and operations of the Fund or taxation of shareholders.

REPURCHASE AGREEMENT RISK—The Fund's investment in repurchase agreements may be subject to market and credit risk with respect to the collateral securing the repurchase agreements. Investments in repurchase agreements also may be subject to the risk that the market value of the underlying obligations may decline prior to the expiration of the repurchase agreement term.

SHAREHOLDER TRADING RISK—The Fund may be used as a tool for certain investors that employ trading strategies involving frequent trading. Such trading strategies may lead to increased portfolio turnover in the Fund, higher transaction costs, and the possibility of increased short-term capital gains (which will be taxable to shareholders as ordinary income when distributed to them) and/or long-term capital gains. Large movements of assets into and out of the Fund due to active or frequent trading also may adversely affect the Fund's ability to achieve its investment objective.

SHORT SALES AND SHORT EXPOSURE RISK—Short selling a security involves selling a borrowed security with the expectation that the value of that security will decline, so that the security may be purchased at a lower price when returning the borrowed security. A short exposure through a derivative exposes the Fund to counterparty credit risk and leverage risk. The risk for loss on a short sale or other short exposure is greater than a direct investment in the security itself because the price of the borrowed security may rise, thereby increasing the price at which the security must be purchased. The risk of loss through a short sale or other short exposure may in some cases be theoretically unlimited. Government actions also may affect the Fund's ability to engage in short selling.

TEMPORARY DEFENSIVE INVESTMENT RISK—The Advisor generally does not attempt to take defensive positions in the Fund in declining markets. Therefore, the Fund may be subject to greater losses in a declining market than a fund that does take defensive positions in declining markets.

TRACKING ERROR RISK—The Advisor may not be able to cause the Fund's performance to correlate to that of the Fund's benchmark, either on a daily or aggregate basis. Factors such as Fund expenses, imperfect correlation between the Fund's investments and the Long Treasury Bond, rounding of share prices, regulatory policies, and high portfolio turnover rate all contribute to tracking error. Tracking error may cause the Fund's performance to be less than you expect.

TRADING HALT RISK—The Fund typically will hold futures contracts and short-term options. The major exchanges on which these contracts are traded, such as the Chicago Mercantile Exchange, have established limits on how much the trading price of a futures contract or option may decline over various time periods within a day, and may halt trading in a contract that exceeds such limits. If a trading halt occurs, the Fund may temporarily be unable to purchase or sell certain securities, futures contracts or options. Such a trading halt near the time the Fund prices its shares may

limit the Fund's ability to fully invest its assets, which could increase tracking error and adversely affect performance, and may prevent the Fund from achieving its investment objective.

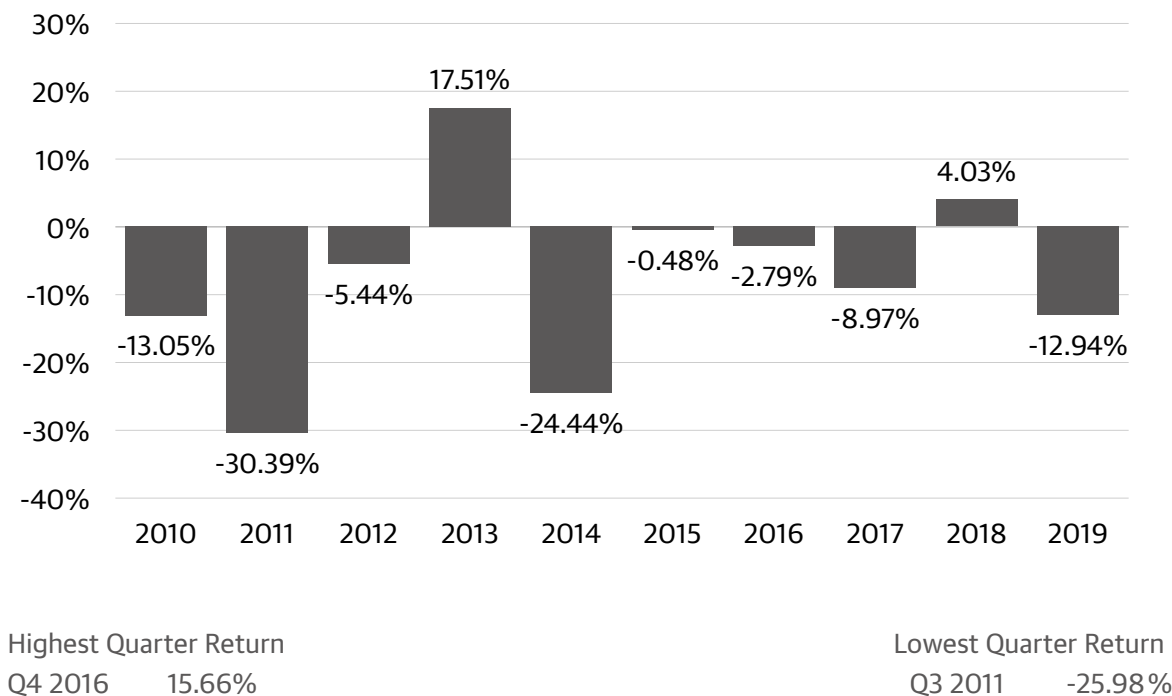
U.S. GOVERNMENT SECURITIES RISK—U.S. government securities may or may not be backed by the full faith and credit of the U.S. government. The value of U.S. government securities will fluctuate and such securities are subject to the risks associated with fixed-income and debt securities, particularly interest rate and credit risk.

PERFORMANCE INFORMATION

The following bar chart shows the performance of the Investor Class shares of the Fund from year to year. The variability of performance over time provides an indication of the risks of investing in the Fund. The following tables show the performance of the Investor Class shares and Class H shares of the Fund as an average over different periods of time in comparison to the performance of a broad-based market index. The figures in the bar chart and tables assume the reinvestment of dividends and capital gains distributions. Of course, this past performance (before and after taxes) does not necessarily indicate how the Fund will perform in the future.

Updated performance information is available on the Fund's website at www.guggenheiminvestments.com or by calling 800.820.0888.

The performance information shown below for Investor Class shares is based on a calendar year. The year-to-date return for the period from January 1, 2020 through June 30, 2020 is -23.63%.



AVERAGE ANNUAL TOTAL RETURN (for periods ended December 31, 2019)

The after-tax returns presented in the table below are calculated using highest historical individual federal marginal income tax rates and do not reflect the impact of state and local taxes. Your actual after-tax returns will depend on your specific tax situation and may differ from those shown below. After-tax returns are not relevant to investors who hold shares of the Fund through tax-deferred arrangements, such as 401(k) plans or individual retirement accounts.

Investor Class	Past 1 Year	Past 5 Years	Past 10 Years
Return Before Taxes	-12.94%	-4.42%	-8.64%
Return After Taxes on Distributions	-12.94%	-4.42%	-8.64%
Return After Taxes on Distributions and Sale of Fund Shares	-7.66%	-3.30%	-5.86%
Bloomberg Barclays Long Treasury Bond Index (reflects no deduction for fees, expenses or taxes)	14.83%	4.13%	7.01%

Class H	Past 1 Year	Past 5 Years	Since Inception (9/18/2014)
Return Before Taxes	-13.16%	-4.62%	-6.77%
Return After Taxes on Distributions	-13.16%	-4.62%	-6.77%
Return After Taxes on Distributions and Sale of Fund Shares	-7.79%	-3.44%	-4.96%
Bloomberg Barclays Long Treasury Bond Index (reflects no deduction for fees, expenses or taxes)	14.83%	4.13%	6.04%

MANAGEMENT

INVESTMENT ADVISOR

Security Investors, LLC, which operates under the name Guggenheim Investments, serves as the investment adviser of the Fund.

PORTFOLIO MANAGERS

- **Michael P. Byrum**, CFA, Senior Vice President. Mr. Byrum has been associated with the Advisor since 1993.
- **Ryan A. Harder**, CFA, Portfolio Manager. Mr. Harder has been associated with the Advisor since 2004.

PURCHASE AND SALE OF FUND SHARES

The minimum initial investment amounts and minimum account balance requirements for Investor Class and Class H accounts held through a third party (e.g., a brokerage account) are typically:

- \$1,000 for retirement accounts
- \$2,500 for all other accounts

Investor Class and Class H accounts opened through a financial intermediary (non-direct) will be subject to your financial intermediary's minimum initial investment amount and account balance requirements, which may be different than the amounts above.

Investor Class and Class H accounts held directly at Guggenheim Investments (other than those that are managed by financial professionals) are subject to a minimum initial investment and account balance of \$5,000 (including retirement accounts).

Direct accounts managed by financial professionals are not subject to minimum initial investment and minimum account balance requirements.

There are no minimum amounts for subsequent investments in the Fund except for subsequent investments made via Automated Clearing House ("ACH").

The Fund reserves the right to modify its minimum account balance requirements at any time, with or without prior notice to you.

The Fund redeems its shares continuously and investors may sell their shares back to the Fund on any day that the New York Stock Exchange (the "NYSE") is open for business (a "Business Day") excluding bond market holidays. You will ordinarily submit your transaction order through your financial intermediary or other securities dealers through which you opened your shareholder account or through Guggenheim Investments directly. The Fund also offers you the option to send redemption orders to Guggenheim Investments by mail, fax or telephone.

TAX INFORMATION

Fund distributions are generally taxable as ordinary income or capital gains (or a combination of both), unless your investment is in an IRA or other tax-advantaged retirement account. Investments through a tax-advantaged retirement account may be subject to taxation upon withdrawal.

PAYMENTS TO BROKER-DEALERS AND OTHER FINANCIAL INTERMEDIARIES

If you purchase the Fund through a broker-dealer or other financial intermediary (such as a bank), the Fund and its related companies may pay the intermediary for the sale of Fund shares and related services. These payments may create a conflict of interest by influencing the broker-dealer or other intermediary and your sales person to recommend the Fund over another investment. Ask your sales person or visit your financial intermediary's website for more information.

HIGH YIELD STRATEGY FUND

INVESTMENT OBJECTIVE

The High Yield Strategy Fund (the "Fund") seeks to provide investment results that correlate, before fees and expenses, to the performance of the high yield bond market.

FEES AND EXPENSES OF THE FUND

This table describes the fees and expenses that you may pay if you buy and hold Class H shares of the Fund.

SHAREHOLDER FEES <i>(fees paid directly from your investment)</i>	N/A
ANNUAL FUND OPERATING EXPENSES <i>(expenses that you pay each year as a percentage of the value of your investment)</i>	
Management Fees	0.75%
Distribution (12b-1) Fees	0.25%
Other Expenses*	0.63%
Acquired Fund Fees and Expenses	0.04%
Total Annual Fund Operating Expenses**	1.67%
Fee Waiver***	-0.02%
Total Annual Fund Operating Expenses After Fee Waiver**	1.65%

* "Other Expenses" does not include fees paid to the Fund's swap contract counterparties, or the management fees, performance fees, and expenses of the reference assets or trading vehicles underlying such swap contracts. These fees and expenses, which are not reflected in this Annual Fund Operating Expenses table, are embedded in the returns of the swap contracts (i.e., the fees and expenses reduce the investment returns of the swap contracts) and represent an indirect cost of investing in the Fund.

** The Total Annual Fund Operating Expenses and Total Annual Fund Operating Expenses After Fee Waiver in this fee table may not correlate to the expense ratios in the Fund's financial highlights and financial statements because the financial highlights and financial statements reflect only the operating expenses of the Fund and do not include Acquired Fund Fees and Expenses, which are fees and expenses incurred indirectly by the Fund through its investments in certain underlying investment companies.

*** The Advisor has contractually agreed through August 1, 2021, to waive the amount of the Fund's management fee to the extent necessary to offset the proportionate share of any management fee paid by the Fund with respect to any Fund investment in an underlying fund for which the Advisor or any of its affiliates also serves as investment manager. The agreement may be terminated by the Advisor at the conclusion of any one-year term or by the Fund's Board of Trustees at any time, and when the Advisor ceases to serve as such.

EXAMPLE

This Example is intended to help you compare the cost of investing in the Fund with the cost of investing in other mutual funds.

The Example assumes that you invest \$10,000 in the Fund for the time periods indicated and then redeem all of your shares at the end of those periods. The Example also assumes that your investment has a 5% return each year and that the Fund's operating expenses remain the same. Although your actual costs may be higher or lower, based on these assumptions your costs would be:

1 Year	3 Years	5 Years	10 Years
\$168	\$525	\$905	\$1,975

PORTFOLIO TURNOVER

The Fund pays transaction costs, such as commissions, when it buys and sells securities (or “turns over” its portfolio). A higher portfolio turnover rate may indicate higher transaction costs and may result in higher taxes when Fund shares are held in a taxable account. These costs, which are not reflected in the Total Annual Fund Operating Expenses or the Example, affect the Fund’s performance. During the most recent fiscal year, the Fund’s portfolio turnover rate was 0% of the average value of its portfolio. The Fund’s portfolio turnover rate is calculated without regard to cash instruments and most derivatives. If such instruments were included, the Fund’s portfolio turnover rate might be significantly higher.

PRINCIPAL INVESTMENT STRATEGIES

The Fund seeks to gain exposure similar to the total return of the high yield bond market, as represented by U.S. and Canadian high yield bonds, by investing in fixed rate, non-investment grade debt through the use of credit default swaps, high yield securities, futures, total return swaps on exchange-traded funds (“ETFs”), and other financial instruments with economic characteristics comparable to those of the high yield bond market. Generally, high yield bonds, which also are commonly referred to as “junk bonds,” are those bonds rated BB+ and lower by S&P Global Ratings or Ba1 and lower by Moody’s Investors Service, Inc., but may include unrated bonds that the Advisor determines are of similar quality. The Advisor will consider the liquidity, transaction costs and relative value of available investments in seeking to meet the Fund’s investment objective.

The Fund will primarily invest in credit default swaps, swaps on ETFs, and bond futures to gain exposure similar to the high yield bond market. Credit default swaps are instruments which allow for the full or partial transfer of third party credit risk, with respect to a particular entity or entities, from one counterparty to the other. The Fund will normally be a seller of credit protection (assuming credit risk) as it seeks to gain exposure to the high yield bond market, but also may buy credit protection from time to time in order to maintain the appropriate level of exposure to the high yield bond market, such as during times of heavy redemption activity. The Fund’s investments in bond futures are expected to provide exposure to interest rate risk comparable to that experienced in the high yield bond market, and will complement the Fund’s swaps investments exposure to produce investment exposure that in the aggregate is similar to that of the high yield bond market.

For cash management purposes, the Fund may invest in other fixed income securities and money market instruments. The Fund also may invest in other financial instruments including corporate notes, convertible debt securities, preferred securities and derivatives thereof, as well as other investment companies, consisting of ETFs, unit investment trusts, and closed-end funds, that invest primarily in high yield debt instruments. While the Fund anticipates investing in these instruments to seek to achieve its investment objective, the extent of the Fund’s investment in these instruments may vary from day to day depending on a number of different factors, including price, availability, and general market conditions. Certain of the Fund’s derivatives investments may be traded in the over-the-counter (“OTC”) market.

Investments in derivative instruments, such as futures and swap agreements, have the economic effect of creating financial leverage in the Fund’s portfolio because such investments may give rise to losses that exceed the amount the Fund has invested in those instruments. Financial leverage will magnify, sometimes significantly, the Fund’s exposure to any increase or decrease in prices associated with a particular reference asset resulting in increased volatility in the value of the Fund’s portfolio. The value of the Fund’s portfolio is likely to experience greater volatility over short-term periods. While such financial leverage has the potential to produce greater gains, it also may result in greater losses, which in some cases may cause the Fund to liquidate other portfolio investments at a loss to comply with limits on leverage and asset segregation requirements imposed by the Investment Company Act of 1940 or to meet redemption requests. The Fund’s use of derivatives and the leveraged investment exposure created by the use of derivatives are expected to be significant.

The Fund also may enter into repurchase agreements with counterparties that are deemed to present acceptable credit risks. In an effort to ensure that the Fund is fully invested on a day-to-day basis, the Fund may conduct any necessary trading activity at or just prior to the close of the U.S. financial markets. The Fund is non-diversified and, therefore, may invest a greater percentage of its assets in a particular issuer in comparison to a diversified fund.

Under normal circumstances, the Fund will invest at least 80% of its net assets, plus any borrowings for investment purposes, in financial instruments that in combination have economic characteristics similar to the U.S. and Canadian high yield bond markets and/or in high yield debt securities.

The Fund may invest a portion of its assets, and at times, a substantial portion of its assets, in other short-term fixed-income investment companies advised by the Advisor, or an affiliate of the Advisor, for various purposes, including for liquidity management purposes (e.g., to increase yield on liquid investments used to collateralize derivatives positions) or when such investment companies present a more cost-effective investment option than direct investments in the underlying securities. Investments in these investment companies will significantly increase the portfolio's exposure to certain other asset categories, including: (i) a broad range of high yield, high risk debt securities rated below the top four long-term rating categories by a nationally recognized statistical rating organization or, if unrated, determined by the Advisor to be of comparable quality (also known as "junk bonds"); (ii) securities issued by the U.S. government or its agencies and instrumentalities; (iii) collateralized loan obligations ("CLOs"), other asset-backed securities (including mortgage-backed securities) and similarly structured debt investments; and (iv) other short-term fixed income securities. Such investments will expose the Fund to the risks of these asset categories and increases or decreases in the value of these investments may cause the Fund to deviate from its investment objective.

PRINCIPAL RISKS

As with all mutual funds, a shareholder is subject to the risk that his or her investment could lose money. In addition to this risk, the Fund is subject to the principal risks described below.

ASSET-BACKED AND MORTGAGE-BACKED SECURITIES RISK—Through its investments in other investment companies, the Fund may have exposure to asset-backed securities, including mortgage-backed securities and structured finance investments. Investors in these securities generally receive payments that are part interest and part return of principal. These payments may vary based on the rate at which the underlying borrowers pay off their loans. Some asset-backed securities, including mortgage-backed securities, may have structures that make their reaction to interest rates and other factors difficult to predict, making their prices very volatile and they are subject to liquidity risk. The terms of many structured finance investments and other instruments are tied to the London Interbank Offered Rate ("LIBOR"), which functions as a reference rate or benchmark. It is anticipated that LIBOR will be discontinued at the end of 2021, which may cause increased volatility and illiquidity in the markets for instruments with terms tied to LIBOR or other adverse consequences for these instruments. These events may adversely affect the Fund and its investments in such instruments.

CLO RISK—Through its investments in other investment companies, the Fund may have exposure to CLOs. A CLO is a trust typically collateralized by a pool of loans, which may include, among others, domestic and foreign senior secured loans, senior unsecured loans, and subordinate corporate loans, including loans that may be rated below investment grade or equivalent unrated loans. The cash flows from the trust are split into two or more portions, called tranches, varying in risk and yield. CLO tranches can experience substantial losses due to actual defaults, increased sensitivity to defaults due to collateral default and disappearance of protecting tranches, market anticipation of defaults, as well as aversion to CLO securities as a class. The risks of an investment in a CLO depend largely on the type of the collateral securities and the class of the CLO in which the Fund invests.

COUNTERPARTY CREDIT RISK—The Fund may invest in financial instruments involving counterparties that attempt to gain exposure to a particular group of securities, index or asset class without actually purchasing those securities or investments, or to hedge a position. The Fund's use of such financial instruments, including swap agreements, involves risks that are different from those associated with ordinary portfolio securities transactions. For example, the Fund is exposed to the risk that the counterparty may be unwilling or unable to make timely payments to meet its contractual obligations or may fail to return holdings that are subject to the agreement with the counterparty. If the counterparty becomes bankrupt or defaults on its payment obligations to the Fund, the Fund may not receive the full amount that it is entitled to receive. If this occurs, the value of your shares in the Fund will decrease.

CREDIT RISK—The Fund could lose money if the debt securities or other instruments in which it invests decline in price, or the issuer or guarantor of such instrument fails to pay interest or principal when due because the issuer or guarantor of the instrument experiences an actual or perceived decline in its financial status. Generally, credit risk is increased when a portfolio security is downgraded or the perceived creditworthiness of the issuer or guarantor deteriorates, though the effect of any credit rating downgrade can be uncertain. To the extent the Fund invests in below investment grade instruments, it will be exposed to a greater amount of credit risk than a fund which only invests in investment grade securities. In addition, to the extent the Fund uses credit derivatives, such use will expose it to additional risk in the event that the bonds underlying the derivatives default. The degree of credit risk depends on the issuer's or guarantor's financial condition and on the terms of the instruments.

CURRENCY RISK—Direct and indirect exposure to foreign currencies subjects the Fund to the risk that those currencies will decline in value relative to the U.S. dollar or, in the case of short positions, that the U.S. dollar will decline in value relative to the currency being hedged. Currency exchange rates in foreign countries may fluctuate significantly over short periods of time for a number of reasons, including changes in interest rates, the imposition of currency controls, or other political, economic and social developments in the U.S. or abroad. In particular, the Fund may have direct and indirect exposure to foreign currencies and also may incur transaction costs in connection with conversions between those currencies.

DERIVATIVES RISK—The Fund's investments in derivatives may pose risks in addition to and greater than those associated with investing directly in securities or other investments, including risks relating to leverage, imperfect correlations with underlying investments or the Fund's other portfolio holdings, high price volatility, lack of availability, counterparty credit, liquidity, valuation and legal restrictions. Their use is a highly specialized activity that involves investment techniques and risks different from those associated with ordinary portfolio securities transactions. If the Advisor is incorrect about its expectations of market conditions, the use of derivatives could also result in a loss, which in some cases may be unlimited. Certain risks are specific to the derivatives in which the Fund invests.

SWAP AGREEMENTS RISK—Swap agreements are contracts among the Fund and a counterparty to exchange the return of the pre-determined underlying investment (such as the rate of return of the underlying index). Swap agreements may be negotiated bilaterally and traded OTC between two parties or, in some instances, must be transacted through a futures commission merchant and cleared through a clearinghouse that serves as a central counterparty. Risks associated with the use of swap agreements are different from those associated with ordinary portfolio securities transactions, due in part to the fact they could be considered illiquid and many swaps trade on the OTC market. Swaps are particularly subject to counterparty credit, correlation, valuation, liquidity and leveraging risks. Certain standardized swaps are subject to mandatory central clearing. Central clearing is expected to reduce counterparty credit risk and increase liquidity, but central clearing does not make swap transactions risk-free.

CREDIT DEFAULT SWAP RISK—The Fund's investments in credit default swaps may subject the Fund to greater risks than if the Fund were to invest directly in high yield bonds. When investing in credit default swaps, the Fund is exposed to the credit risk of both the counterparty to the credit default swap and the issuer of the underlying reference obligation. The Fund could realize a loss on its investment if it does not correctly evaluate the creditworthiness of the issuer of the bond or other reference obligation on which the credit default swap is based, as well as the continued creditworthiness of the counterparty. Investments in credit default swaps also are subject to liquidity risk.

FUTURES CONTRACTS RISK—Futures contracts are typically exchange-traded contracts that call for the future delivery of an asset at a certain price and date, or cash settlement of the terms of the contract. Risks of futures contracts may be caused by an imperfect correlation between movements in the price of the instruments and the price of the underlying securities. In addition, there is the risk that the Fund may not be able to enter into a closing transaction because of an illiquid market. Exchanges can limit the number of positions that can be held or controlled by the Fund or the Advisor, thus limiting the ability to implement the Fund's strategies. Futures markets are highly volatile and the use of futures may increase the volatility of the Fund's net asset value ("NAV"). Futures also are subject to leverage risks and to liquidity risk.

EARLY CLOSING RISK—The Fund is subject to the risk that unanticipated early closings of securities exchanges and other financial markets may result in the Fund's inability to buy or sell securities or other financial instruments on that day and may cause the Fund to incur substantial trading losses.

FOREIGN ISSUER EXPOSURE RISK—The Fund may invest in securities of foreign companies directly, or in financial instruments that are indirectly linked to the performance of foreign issuers. The Fund's exposure to foreign issuers and investments in foreign securities, if any, are subject to additional risks in comparison to U.S. securities and U.S. issuers, including currency fluctuations, adverse political and economic developments, unreliable or untimely information, less liquidity, limited legal recourse and higher transactional costs.

HIGH YIELD AND UNRATED SECURITIES RISK—The Fund's exposure to higher yielding, below investment grade and unrated high risk debt securities (commonly known as "junk bonds") may present additional risk because these

securities may be less liquid and present greater credit risk than investment grade bonds. The price of high yield securities tends to be subject to greater volatility due to issuer-specific operating results and outlook and to real or perceived adverse economic and competitive industry conditions. This exposure may be obtained through investments in other investment companies.

INTEREST RATE RISK—The market value of fixed income investments and related financial instruments will change in response to interest rate changes. During periods of falling interest rates, the values of fixed income securities generally rise. Conversely, during periods of rising interest rates, the values of such securities generally decline. Securities with greater interest rate sensitivity and longer maturities generally are subject to greater fluctuations in value. The Fund may invest in variable and floating rate securities. Although these instruments are generally less sensitive to interest rate changes than fixed rate instruments, the value of floating rate and variable securities may decline if their interest rates do not rise as quickly, or as much, as general interest rates. Changes in government or central bank policy, including changes in tax policy or changes in a central bank's implementation of specific policy goals, may have a substantial impact on interest rates, and could have an adverse effect on prices for fixed income securities and on the performance of the Fund. In particular, interest rates in the U.S. are at or near historically low levels and as a result, fixed income securities markets may experience heightened levels of interest rate risk. Any unexpected or sudden reversal of the fiscal policy underlying current interest rate levels could adversely affect the value of the Fund. There can be no guarantee that any particular government or central bank policy will be continued, discontinued or changed, nor that any such policy will have the desired effect on interest rates.

INVESTMENT IN INVESTMENT VEHICLES RISK—Investing in other investment vehicles, including ETFs, closed-end funds, affiliated short-term fixed income funds and other mutual funds, subjects the Fund to those risks affecting the investment vehicle, including the possibility that the value of the underlying securities held by the investment vehicle could decrease or the portfolio becomes illiquid. Moreover, the Fund and its shareholders will incur its pro rata share of the underlying vehicles' expenses, which will reduce the Fund's performance. In addition, investments in an ETF are subject to, among other risks, the risk that the ETF's shares may trade at a discount or premium relative to the NAV of the shares and the listing exchange may halt trading of the ETF's shares.

INVESTMENT IN LOANS RISK—Investing in loans involves special types of risks, including credit risk, interest rate risk, counterparty risk and prepayment risk. Loans may offer a fixed or floating interest rate. Loans are often generally below investment grade and may be unrated. Loans may be difficult to value and some can be subject to liquidity risk.

ISSUER SPECIFIC RISK—The value of a security may increase or decrease for a number of reasons which directly relate to the issuer. For example, the perceived poor management performance, financial leverage or reduced demand of an issuer's goods or services may contribute to a decrease in the value of a security. A decrease in the value of the securities, held by the Fund, of an issuer or guarantor of a debt instrument may cause the value of your investment in the Fund to decrease.

LEVERAGING RISK—The Fund's investment in derivative instruments generally requires a small investment relative to the amount of investment exposure assumed. As a result, such investments may give rise to losses that exceed the amount invested in those instruments. The cost of investing in such instruments generally increases as interest rates increase, which will lower the Fund's return.

LIQUIDITY AND VALUATION RISK—In certain circumstances, it may be difficult for the Fund to purchase and sell a particular investment within a reasonable time at a fair price, or the price at which it has been valued by the Advisor for purposes of the Fund's NAV, causing the Fund to be less liquid. While the Fund intends to invest in liquid securities and financial instruments, under certain market conditions, such as when trading in a particular investment has been halted temporarily by an exchange because the maximum price change of that investment has been realized, it may be difficult or impossible for the Fund to liquidate such investments. In addition, the ability of the Fund to assign an accurate daily value to certain investments may be difficult, and the Advisor may be required to fair value the investments.

MARKET RISK—The market value of the securities and derivatives held by the Fund may fluctuate over time in response to factors affecting individual companies or other factors such as changing economic, political or financial markets.

NON-DIVERSIFICATION RISK—The Fund is considered non-diversified and can invest a greater portion of its assets in securities of individual issuers than a diversified fund. As a result, changes in the market value of a single issuer's securities could cause greater fluctuations in the value of Fund shares than would occur in a diversified fund.

OTC TRADING RISK—Certain of the derivatives in which the Fund may invest may be traded (and privately negotiated) in the OTC market. While the OTC derivatives market is the primary trading venue for many derivatives, it is largely unregulated and provides for less transparency than a national securities or commodities exchange. As a result and similar to other privately negotiated contracts, the Fund is subject to counterparty credit risk with respect to such derivatives contracts.

PORTFOLIO TURNOVER RISK—The Fund's strategy may frequently involve buying and selling portfolio securities, which may lead to increased costs to the Fund. Portfolio turnover risk may cause the Fund's performance to be less than you expect.

PREPAYMENT AND EXTENSION RISK—Prepayment risk is the risk that the principal on mortgage-backed securities, other asset-backed securities or any debt security with an embedded call option may be prepaid at any time, which could reduce the security's yield and market value. In the case of prepayment risk, if the investment is converted, prepaid or redeemed before maturity, the portfolio manager may not be able to invest the proceeds in other investments providing as high a level of income, resulting in a reduced yield to the Fund. The rate of prepayments tends to increase as interest rates fall, which could cause the average maturity of the portfolio to shorten. Conversely, extension risk is the risk that an unexpected rise in interest rates will extend the life of a mortgage- or asset-backed security beyond the prepayment time. If the Fund's investments are locked in at a lower interest rate for a longer period of time, the portfolio manager may be unable to capitalize on securities with higher interest rates or wider spreads.

REGULATORY AND LEGAL RISK—U.S. and non-U.S. governmental agencies and other regulators regularly implement additional regulations and legislators pass new laws that affect the investments held by the Fund, the strategies used by the Fund or the level of regulation or taxation applying to the Fund (such as regulations related to investments in derivatives and other transactions). These regulations and laws impact the investment strategies, performance, costs and operations of the Fund or taxation of shareholders.

REPURCHASE AGREEMENT RISK—The Fund's investment in repurchase agreements may be subject to market and credit risk with respect to the collateral securing the repurchase agreements. Investments in repurchase agreements also may be subject to the risk that the market value of the underlying obligations may decline prior to the expiration of the repurchase agreement term.

SHAREHOLDER TRADING RISK—The Fund may be used as a tool for certain investors that employ trading strategies involving frequent trading. Such trading strategies may lead to increased portfolio turnover in the Fund, higher transaction costs, and the possibility of increased short-term capital gains (which will be taxable to shareholders as ordinary income when distributed to them) and/or long-term capital gains. Large movements of assets into and out of the Fund due to active or frequent trading also may adversely affect the Fund's ability to achieve its investment objective.

TRADING HALT RISK—The Fund typically will hold futures contracts and short-term options. The major exchanges on which these contracts are traded, such as the Chicago Mercantile Exchange, have established limits on how much the trading price of a futures contract or option may decline over various time periods within a day, and may halt trading in a contract that exceeds such limits. If a trading halt occurs, the Fund may temporarily be unable to purchase or sell certain securities, futures contracts or options. Such a trading halt near the time the Fund prices its shares may limit the Fund's ability to use leverage and fully invest its assets, which could adversely affect performance, and may prevent the Fund from achieving its investment objective.

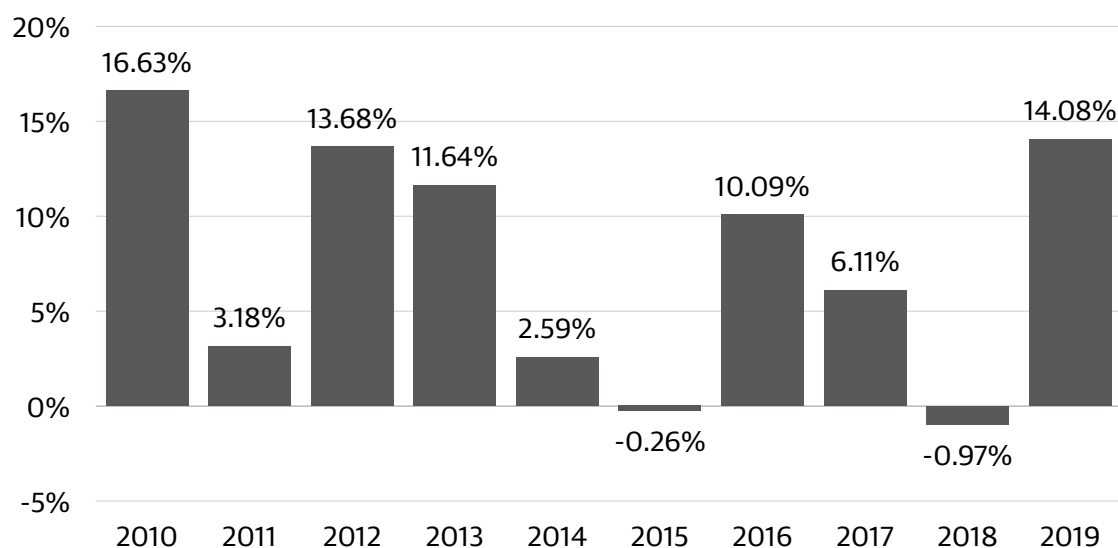
U.S. GOVERNMENT SECURITIES RISK—U.S. government securities may or may not be backed by the full faith and credit of the U.S. government. The value of U.S. government securities will fluctuate and such securities are subject to the risks associated with fixed-income and debt securities, particularly interest rate and credit risk.

PERFORMANCE INFORMATION

The following bar chart shows the performance of the Class H shares of the Fund from year to year. The variability of performance over time provides an indication of the risks of investing in the Fund. The following table shows the performance of the Class H shares of the Fund as an average over different periods of time in comparison to the performance of a broad-based market index. The figures in the bar chart and table assume the reinvestment of dividends and capital gains distributions. Of course, this past performance (before and after taxes) does not necessarily indicate how the Fund will perform in the future.

Updated performance information is available on the Fund's website at www.guggenheiminvestments.com or by calling 800.820.0888.

The performance information shown below for Class H shares is based on a calendar year. The year-to-date return for the period from January 1, 2020 through June 30, 2020 is -9.27%.



Highest Quarter Return
Q3 2010 8.46%

Lowest Quarter Return
Q3 2011 -8.19%

AVERAGE ANNUAL TOTAL RETURN (for periods ended December 31, 2019)

The after-tax returns presented in the table below are calculated using highest historical individual federal marginal income tax rates and do not reflect the impact of state and local taxes. Your actual after-tax returns will depend on your specific tax situation and may differ from those shown below. After-tax returns are not relevant to investors who hold shares of the Fund through tax-deferred arrangements, such as 401(k) plans or individual retirement accounts.

Class H	Past 1 Year	Past 5 Years	Past 10 Years
Return Before Taxes	14.08%	5.65%	7.51%
Return After Taxes on Distributions	12.09%	3.73%	5.38%
Return After Taxes on Distributions and Sale of Fund Shares	8.32%	3.47%	4.96%
Bloomberg Barclays U.S. Corporate High Yield Index (reflects no deduction for fees, expenses or taxes)	14.32%	6.13%	7.57%

MANAGEMENT

INVESTMENT ADVISOR

Security Investors, LLC, which operates under the name Guggenheim Investments, serves as the investment adviser of the Fund.

PORTFOLIO MANAGERS

- **Michael P. Byrum**, CFA, Senior Vice President. Mr. Byrum has been associated with the Advisor since 1993.
- **Ryan A. Harder**, CFA, Portfolio Manager. Mr. Harder has been associated with the Advisor since 2004.

PURCHASE AND SALE OF FUND SHARES

The minimum initial investment amounts and minimum account balance requirements for Class H accounts held through a third party (e.g., a brokerage account) are typically:

- \$1,000 for retirement accounts
- \$2,500 for all other accounts

Accounts opened through a financial intermediary (non-direct) will be subject to your financial intermediary's minimum initial investment amount and account balance requirements, which may be different than the amounts above.

Class H accounts held directly at Guggenheim Investments (other than those that are managed by financial professionals) are subject to a minimum initial investment and account balance of \$5,000 (including retirement accounts).

Direct accounts managed by financial professionals are not subject to minimum initial investment and minimum account balance requirements.

There are no minimum amounts for subsequent investments in the Fund except for subsequent investments made via Automated Clearing House ("ACH").

The Fund reserves the right to modify its minimum account balance requirements at any time, with or without prior notice to you.

The Fund redeems its shares continuously and investors may sell their shares back to the Fund on any day that the New York Stock Exchange (the "NYSE") is open for business (a "Business Day") excluding bond market holidays. You will ordinarily submit your transaction order through your financial intermediary or other securities dealers through which you opened your shareholder account or through Guggenheim Investments directly. The Fund also offers you the option to send redemption orders to Guggenheim Investments by mail, fax or telephone.

TAX INFORMATION

Fund distributions are generally taxable as ordinary income or capital gains (or a combination of both), unless your investment is in an IRA or other tax-advantaged retirement account. Investments through a tax-advantaged retirement account may be subject to taxation upon withdrawal.

PAYMENTS TO BROKER-DEALERS AND OTHER FINANCIAL INTERMEDIARIES

If you purchase the Fund through a broker-dealer or other financial intermediary (such as a bank), the Fund and its related companies may pay the intermediary for the sale of Fund shares and related services. These payments may create a conflict of interest by influencing the broker-dealer or other intermediary and your sales person to recommend the Fund over another investment. Ask your sales person or visit your financial intermediary's website for more information.

INVERSE HIGH YIELD STRATEGY FUND

IMPORTANT INFORMATION ABOUT THE FUND

The Inverse High Yield Strategy Fund (the "Fund") is very different from most other mutual funds in that it seeks to provide investment results that correlate to the inverse of the performance of the high yield bond market, a result opposite of most mutual funds. The Fund may be riskier than alternatives that do not rely on the use of derivatives to achieve their investment objectives.

Because the Fund seeks daily inverse investment results, the return of the Fund for a period of longer than a single trading day will be the result of each day's compounded returns over the period, which will very likely differ from the inverse of the return of the high yield bond market for that period. As a consequence, especially in periods of market volatility, the path or trend of the high yield bond market during the longer period may be at least as important to the Fund's return for the longer period as the cumulative return of the high yield bond market for the relevant longer period. Further, the return for investors who invest for a period longer than a single trading day will not be the product of the return of the Fund's stated investment goal (i.e., -1x) and the cumulative performance of the high yield bond market.

The Fund is not suitable for all investors. The Fund should be utilized only by investors who (a) understand the risks of shorting and (b) intend to actively monitor and manage their investments. Investors who do not meet these criteria should not buy shares of the Fund. An investment in the Fund is not a complete investment program.

INVESTMENT OBJECTIVE

The Fund seeks to provide investment results that inversely correlate, before fees and expenses, to the performance of the high yield bond market.

FEES AND EXPENSES OF THE FUND

This table describes the fees and expenses that you may pay if you buy and hold Class H shares of the Fund.

SHAREHOLDER FEES <i>(fees paid directly from your investment)</i>	N/A
ANNUAL FUND OPERATING EXPENSES <i>(expenses that you pay each year as a percentage of the value of your investment)</i>	
Management Fees	0.75%
Distribution (12b-1) Fees	0.25%
Other Expenses*	0.64%
Acquired Fund Fees and Expenses	0.03%
Total Annual Fund Operating Expenses**	1.67%
Fee Waiver***	-0.02%
Total Annual Fund Operating Expenses After Fee Waiver**	1.65%

* "Other Expenses" does not include fees paid to the Fund's swap contract counterparties, or the management fees, performance fees, and expenses of the reference assets or trading vehicles underlying such swap contracts. These fees and expenses, which are not reflected in this Annual Fund Operating Expenses table, are embedded in the returns of the swap contracts (i.e., the fees and expenses reduce the investment returns of the swap contracts) and represent an indirect cost of investing in the Fund.

** The Total Annual Fund Operating Expenses and Total Annual Fund Operating Expenses After Fee Waiver in this fee table may not correlate to the expense ratios in the Fund's financial highlights and financial statements because the financial highlights and financial statements reflect only the operating expenses of the Fund and do not include Acquired Fund Fees and Expenses, which are fees and expenses incurred indirectly by the Fund through its investments in certain underlying investment companies.

*** The Advisor has contractually agreed through August 1, 2021, to waive the amount of the Fund's management fee to the extent necessary to offset the proportionate share of any management fee paid by the Fund with

respect to any Fund investment in an underlying fund for which the Advisor or any of its affiliates also serves as investment manager. The agreement may be terminated by the Advisor at the conclusion of any one-year term or by the Fund's Board of Trustees at any time, and when the Advisor ceases to serve as such.

EXAMPLE

This Example is intended to help you compare the cost of investing in the Fund with the cost of investing in other mutual funds.

The Example assumes that you invest \$10,000 in the Fund for the time periods indicated and then redeem all of your shares at the end of those periods. The Example also assumes that your investment has a 5% return each year and that the Fund's operating expenses remain the same. Although your actual costs may be higher or lower, based on these assumptions your costs would be:

1 Year	3 Years	5 Years	10 Years
\$168	\$525	\$905	\$1,975

PORTFOLIO TURNOVER

The Fund pays transaction costs, such as commissions, when it buys and sells securities (or "turns over" its portfolio). A higher portfolio turnover rate may indicate higher transaction costs and may result in higher taxes when Fund shares are held in a taxable account. These costs, which are not reflected in the Total Annual Fund Operating Expenses or the Example, affect the Fund's performance. During the most recent fiscal year, the Fund's portfolio turnover rate was 254% of the average value of its portfolio. The Fund's portfolio turnover rate is calculated without regard to cash instruments and most derivatives. If such instruments were included, the Fund's portfolio turnover rate might be significantly higher.

PRINCIPAL INVESTMENT STRATEGIES

The Fund seeks to gain inverse exposure to the performance of the high yield bond market by investing in credit default swaps, futures, total return swaps on exchange-traded funds ("ETFs"), and other financial instruments with economic characteristics opposite to those of the high yield bond market as represented by U.S. and Canadian high yield bonds. Generally, high yield bonds, which also are commonly referred to as "junk bonds," are those bonds rated BB+ and lower by S&P Global Ratings or Ba1 and lower by Moody's Investors Service, Inc., but may include unrated bonds that the Advisor determines are of similar quality. The Advisor will consider the liquidity, transaction costs and relative value of available investments in seeking to meet the Fund's objective.

The Fund will primarily invest in credit default swaps, swaps on ETFs, and bond futures to gain inverse exposure to the high yield bond market. Credit default swaps are instruments which allow for the full or partial transfer of third party credit risk, with respect to a particular entity or entities, from one counterparty to the other. The Fund will normally be a buyer of credit protection as it seeks to gain inverse exposure to the high yield bond market, but also may buy credit protection from time to time in order to maintain the appropriate level of exposure to the high yield bond market, such as during times of heavy redemption activity. The Fund will invest in bond futures to obtain exposure to interest rate risk comparable to that experienced in the high yield bond market, and will complement the Fund's swap investments exposure to produce inverse investment exposure to the high yield bond market.

For cash management purposes, the Fund may invest in other fixed income securities and money market instruments. The Fund also may invest in other financial instruments including corporate notes, convertible debt securities, preferred securities and derivatives thereof, as well as other investment companies, consisting of ETFs, unit investment trusts, and closed-end funds, that provide inverse exposure to the high yield debt market. While the Fund anticipates investing in these instruments to seek to achieve its investment objective, the extent of the Fund's investment in these instruments may vary from day to day depending on a number of different factors, including price, availability, and general market conditions. Certain of the Fund's derivatives investments may be traded in the over-the-counter ("OTC") market.

Investments in derivative instruments, such as futures and swap agreements, have the economic effect of creating financial leverage in the Fund's portfolio because such investments may give rise to losses that exceed the amount the Fund has invested in those instruments. Financial leverage will magnify, sometimes significantly, the Fund's exposure to any increase or decrease in prices associated with a particular reference asset resulting in increased

volatility in the value of the Fund's portfolio. The value of the Fund's portfolio is likely to experience greater volatility over short-term periods. While such financial leverage has the potential to produce greater gains, it also may result in greater losses, which in some cases may cause the Fund to liquidate other portfolio investments at a loss to comply with limits on leverage and asset segregation requirements imposed by the Investment Company Act of 1940 or to meet redemption requests. The Fund's use of derivatives and the leveraged investment exposure created by the use of derivatives are expected to be significant.

The Fund also may enter into repurchase agreements with counterparties that are deemed to present acceptable credit risks. In an effort to ensure that the Fund is fully invested on a day-to-day basis, the Fund may conduct any necessary trading activity at or just prior to the close of the U.S. financial markets. The Fund is non-diversified and, therefore, may invest a greater percentage of its assets in a particular issuer in comparison to a diversified fund.

Under normal circumstances, the Fund will invest at least 80% of its net assets, plus any borrowings for investment purposes, in financial instruments that in combination should provide inverse exposure to the U.S. and Canadian high yield bond markets.

Under certain circumstances the Fund may invest a substantial portion of its assets in other short-term fixed-income investment companies advised by the Advisor, or an affiliate of the Advisor, for liquidity management purposes, including in order to increase yield on liquid investments used to collateralize derivatives positions. Investments in these investment companies will significantly increase the portfolio's exposure to certain other asset categories, including: (i) a broad range of high yield, high risk debt securities rated below the top four long-term rating categories by a nationally recognized statistical rating organization or, if unrated, determined by the Advisor, to be of comparable quality (also known as "junk bonds"); (ii) securities issued by the U.S. government or its agencies and instrumentalities; (iii) collateralized loan obligations ("CLOs"), other asset-backed securities (including mortgage-backed securities) and similarly structured debt investments; and (iv) other short-term fixed income securities. Such investments will expose the Fund to the risks of these asset categories and increases or decreases in the value of these investments may cause the Fund to deviate from its investment objective.

PRINCIPAL RISKS

As with all mutual funds, a shareholder is subject to the risk that his or her investment could lose money. In addition to this risk, the Fund is subject to the principal risks described below.

ASSET-BACKED AND MORTGAGE-BACKED SECURITIES RISK—Through its investments in other investment companies, the Fund may have exposure to asset-backed securities, including mortgage-backed securities and structured finance investments. Investors in these securities generally receive payments that are part interest and part return of principal. These payments may vary based on the rate at which the underlying borrowers pay off their loans. Some asset-backed securities, including mortgage-backed securities, may have structures that make their reaction to interest rates and other factors difficult to predict, making their prices very volatile and they are subject to liquidity risk. The terms of many structured finance investments and other instruments are tied to the London Interbank Offered Rate ("LIBOR"), which functions as a reference rate or benchmark. It is anticipated that LIBOR will be discontinued at the end of 2021, which may cause increased volatility and illiquidity in the markets for instruments with terms tied to LIBOR or other adverse consequences for these instruments. These events may adversely affect the Fund and its investments in such instruments.

CLO RISK—Through its investments in other investment companies, the Fund may have exposure to CLOs. A CLO is a trust typically collateralized by a pool of loans, which may include, among others, domestic and foreign senior secured loans, senior unsecured loans, and subordinate corporate loans, including loans that may be rated below investment grade or equivalent unrated loans. The cash flows from the trust are split into two or more portions, called tranches, varying in risk and yield. CLO tranches can experience substantial losses due to actual defaults, increased sensitivity to defaults due to collateral default and disappearance of protecting tranches, market anticipation of defaults, as well as aversion to CLO securities as a class. The risks of an investment in a CLO depend largely on the type of the collateral securities and the class of the CLO in which the Fund invests.

CORRELATION AND COMPOUNDING RISK—A number of factors may affect the Fund's ability to achieve a high degree of correlation with its benchmark, and there can be no guarantee that the Fund will achieve a high degree of correlation. Failure to achieve a high degree of correlation may prevent the Fund from achieving its investment objective. The risk of the Fund not achieving its investment objective will be more acute when the high yield bond market experiences

extreme volatility. In addition, as a result of compounding, the Fund's performance is likely to be either greater than or less than the inverse performance of the high yield bond market, before accounting for fees and Fund expenses.

COUNTERPARTY CREDIT RISK—The Fund may invest in financial instruments involving counterparties that attempt to gain exposure to a particular group of securities, index or asset class without actually purchasing those securities or investments, or to hedge a position. The Fund's use of such financial instruments, including swap agreements, involves risks that are different from those associated with ordinary portfolio securities transactions. For example, the Fund is exposed to the risk that the counterparty may be unwilling or unable to make timely payments to meet its contractual obligations or may fail to return holdings that are subject to the agreement with the counterparty. If the counterparty becomes bankrupt or defaults on its payment obligations to the Fund, the Fund may not receive the full amount that it is entitled to receive. If this occurs, the value of your shares in the Fund will decrease.

CREDIT RISK—The Fund could lose money if the debt securities or other instruments in which it invests decline in price, or the issuer or guarantor of such instrument fails to pay interest or principal when due because the issuer or guarantor of the instrument experiences an actual or perceived decline in its financial status. Generally, credit risk is increased when a portfolio security is downgraded or the perceived creditworthiness of the issuer or guarantor deteriorates, though the effect of any credit rating downgrade can be uncertain. To the extent the Fund invests in below investment grade instruments, it will be exposed to a greater amount of credit risk than a fund which only invests in investment grade securities. In addition, to the extent the Fund uses credit derivatives, such use will expose it to additional risk in the event that the bonds underlying the derivatives default. The degree of credit risk depends on the issuer's or guarantor's financial condition and on the terms of the instruments.

CURRENCY RISK—Direct and indirect exposure to foreign currencies subjects the Fund to the risk that those currencies will decline in value relative to the U.S. dollar or, in the case of short positions, that the U.S. dollar will decline in value relative to the currency being hedged. Currency exchange rates in foreign countries may fluctuate significantly over short periods of time for a number of reasons, including changes in interest rates, the imposition of currency controls, or other political, economic and social developments in the U.S. or abroad. In particular, the Fund may have direct and indirect exposure to foreign currencies and also may incur transaction costs in connection with conversions between those currencies.

DERIVATIVES RISK—The Fund's investments in derivatives may pose risks in addition to and greater than those associated with investing directly in securities or other investments, including risks relating to leverage, imperfect correlations with underlying investments or the Fund's other portfolio holdings, high price volatility, lack of availability, counterparty credit, liquidity, valuation and legal restrictions. Their use is a highly specialized activity that involves investment techniques and risks different from those associated with ordinary portfolio securities transactions. If the Advisor is incorrect about its expectations of market conditions, the use of derivatives could also result in a loss, which in some cases may be unlimited. Certain risks are specific to the derivatives in which the Fund invests.

SWAP AGREEMENTS RISK—Swap agreements are contracts among the Fund and a counterparty to exchange the return of the pre-determined underlying investment (such as the rate of return of the underlying index). Swap agreements may be negotiated bilaterally and traded OTC between two parties or, in some instances, must be transacted through a futures commission merchant and cleared through a clearinghouse that serves as a central counterparty. Risks associated with the use of swap agreements are different from those associated with ordinary portfolio securities transactions, due in part to the fact they could be considered illiquid and many swaps trade on the OTC market. Swaps are particularly subject to counterparty credit, correlation, valuation, liquidity and leveraging risks. Certain standardized swaps are subject to mandatory central clearing. Central clearing is expected to reduce counterparty credit risk and increase liquidity, but central clearing does not make swap transactions risk-free.

CREDIT DEFAULT SWAP RISK—The Fund's investments in credit default swaps may subject the Fund to greater risks than if the Fund were to invest directly in high yield bonds. When investing in credit default swaps, the Fund is exposed to the credit risk of both the counterparty to the credit default swap and the issuer of the underlying reference obligation. The Fund could realize a loss on its investment if it does not correctly evaluate the creditworthiness of the issuer of the bond or other reference obligation on which the credit default swap is based, as well as the continued creditworthiness of the counterparty. Investments in credit default swaps also are subject to liquidity risk.

FUTURES CONTRACTS RISK—Futures contracts are typically exchange-traded contracts that call for the future delivery of an asset at a certain price and date, or cash settlement of the terms of the contract. Risks of futures contracts may be caused by an imperfect correlation between movements in the price of the instruments and the price of the underlying securities. In addition, there is the risk that the Fund may not be able to enter into a closing transaction because of an illiquid market. Exchanges can limit the number of positions that can be held or controlled by the Fund or the Advisor, thus limiting the ability to implement the Fund's strategies. Futures markets are highly volatile and the use of futures may increase the volatility of the Fund's net asset value ("NAV"). Futures also are subject to leverage risks and to liquidity risk.

EARLY CLOSING RISK—The Fund is subject to the risk that unanticipated early closings of securities exchanges and other financial markets may result in the Fund's inability to buy or sell securities or other financial instruments on that day and may cause the Fund to incur substantial trading losses.

FOREIGN ISSUER EXPOSURE RISK—The Fund may invest in securities of foreign companies directly, or in financial instruments that are indirectly linked to the performance of foreign issuers. The Fund's investments in foreign securities and foreign issuers are subject to additional risks in comparison to U.S. securities and U.S. issuers, including currency fluctuations, adverse political and economic developments, unreliable or untimely information, less liquidity, limited legal recourse and higher transactional costs.

HIGH YIELD AND UNRATED SECURITIES RISK—The Fund's exposure to higher yielding, below investment grade and unrated high risk debt securities (commonly known as "junk bonds") may present additional risk because these securities may be less liquid and present greater credit risk than investment grade bonds. The price of high yield securities tends to be subject to greater volatility due to issuer-specific operating results and outlook and to real or perceived adverse economic and competitive industry conditions. This exposure may be obtained through investments in other investment companies.

INTEREST RATE RISK—The market value of fixed income investments and related financial instruments will change in response to interest rate changes. During periods of falling interest rates, the values of fixed income securities generally rise. Conversely, during periods of rising interest rates, the values of such securities generally decline. Securities with greater interest rate sensitivity and longer maturities generally are subject to greater fluctuations in value. The Fund may invest in variable and floating rate securities. Although these instruments are generally less sensitive to interest rate changes than fixed rate instruments, the value of floating rate and variable securities may decline if their interest rates do not rise as quickly, or as much, as general interest rates. Changes in government or central bank policy, including changes in tax policy or changes in a central bank's implementation of specific policy goals, may have a substantial impact on interest rates, and could have an adverse effect on prices for fixed income securities and on the performance of the Fund. In particular, interest rates in the U.S. are at or near historically low levels and as a result, fixed income securities markets may experience heightened levels of interest rate risk. Any unexpected or sudden reversal of the fiscal policy underlying current interest rate levels could adversely affect the value of the Fund. There can be no guarantee that any particular government or central bank policy will be continued, discontinued or changed, nor that any such policy will have the desired effect on interest rates.

INVESTMENT IN INVESTMENT VEHICLES RISK—Investing in other investment vehicles, including ETFs, closed-end funds, affiliated short-term fixed income funds and other mutual funds, subjects the Fund to those risks affecting the investment vehicle, including the possibility that the value of the underlying securities held by the investment vehicle could decrease or the portfolio becomes illiquid. Moreover, the Fund and its shareholders will incur its pro rata share of the underlying vehicles' expenses, which will reduce the Fund's performance. In addition, investments in an ETF are subject to, among other risks, the risk that the ETF's shares may trade at a discount or premium relative to the NAV of the shares and the listing exchange may halt trading of the ETF's shares.

INVESTMENT IN LOANS RISK—Investing in loans involves special types of risks, including credit risk, interest rate risk, counterparty risk and prepayment risk. Loans may offer a fixed or floating interest rate. Loans are often generally below investment grade and may be unrated. Loans may be difficult to value and some can be subject to liquidity risk.

ISSUER SPECIFIC RISK—The value of a security may increase or decrease for a number of reasons which directly relate to the issuer. For example, the perceived poor management performance, financial leverage or reduced demand of an issuer's goods or services may contribute to a decrease in the value of a security. A decrease in the value of the

securities, held by the Fund, of an issuer or guarantor of a debt instrument may cause the value of your investment in the Fund to decrease.

LEVERAGING RISK—The Fund's investment in derivative instruments generally requires a small investment relative to the amount of investment exposure assumed. As a result, such investments may give rise to losses that exceed the amount invested in those instruments. The cost of investing in such instruments generally increases as interest rates increase, which will lower the Fund's return.

LIQUIDITY AND VALUATION RISK—In certain circumstances, it may be difficult for the Fund to purchase and sell a particular investment within a reasonable time at a fair price, or the price at which it has been valued by the Advisor for purposes of the Fund's NAV, causing the Fund to be less liquid. While the Fund intends to invest in liquid securities and financial instruments, under certain market conditions, such as when trading in a particular investment has been halted temporarily by an exchange because the maximum price change of that investment has been realized, it may be difficult or impossible for the Fund to liquidate such investments. In addition, the ability of the Fund to assign an accurate daily value to certain investments may be difficult, and the Advisor may be required to fair value the investments.

MARKET RISK—The market value of the securities and derivatives held by the Fund may fluctuate over time in response to factors affecting individual companies or other factors such as changing economic, political or financial markets.

NON-DIVERSIFICATION RISK—The Fund is considered non-diversified and can invest a greater portion of its assets in securities of individual issuers than a diversified fund. As a result, changes in the market value of a single issuer's securities could cause greater fluctuations in the value of Fund shares than would occur in a diversified fund.

OTC TRADING RISK—Certain of the derivatives in which the Fund may invest may be traded (and privately negotiated) in the OTC market. While the OTC derivatives market is the primary trading venue for many derivatives, it is largely unregulated and provides for less transparency than a national securities or commodities exchange. As a result and similar to other privately negotiated contracts, the Fund is subject to counterparty credit risk with respect to such derivatives contracts.

PORTFOLIO TURNOVER RISK—The Fund's strategy may frequently involve buying and selling portfolio securities, which may lead to increased costs to the Fund. Portfolio turnover risk may cause the Fund's performance to be less than you expect.

PREPAYMENT AND EXTENSION RISK—Prepayment risk is the risk that the principal on mortgage-backed securities, other asset-backed securities or any debt security with an embedded call option may be prepaid at any time, which could reduce the security's yield and market value. In the case of prepayment risk, if the investment is converted, prepaid or redeemed before maturity, the portfolio manager may not be able to invest the proceeds in other investments providing as high a level of income, resulting in a reduced yield to the Fund. The rate of prepayments tends to increase as interest rates fall, which could cause the average maturity of the portfolio to shorten. Conversely, extension risk is the risk that an unexpected rise in interest rates will extend the life of a mortgage- or asset-backed security beyond the prepayment time. If the Fund's investments are locked in at a lower interest rate for a longer period of time, the portfolio manager may be unable to capitalize on securities with higher interest rates or wider spreads.

REGULATORY AND LEGAL RISK—U.S. and non-U.S. governmental agencies and other regulators regularly implement additional regulations and legislators pass new laws that affect the investments held by the Fund, the strategies used by the Fund or the level of regulation or taxation applying to the Fund (such as regulations related to investments in derivatives and other transactions). These regulations and laws impact the investment strategies, performance, costs and operations of the Fund or taxation of shareholders.

REPURCHASE AGREEMENT RISK—The Fund's investment in repurchase agreements may be subject to market and credit risk with respect to the collateral securing the repurchase agreements. Investments in repurchase agreements also may be subject to the risk that the market value of the underlying obligations may decline prior to the expiration of the repurchase agreement term.

SHAREHOLDER TRADING RISK—The Fund may be used as a tool for certain investors that employ trading strategies involving frequent trading. Such trading strategies may lead to increased portfolio turnover in the Fund, higher transaction costs, and the possibility of increased short-term capital gains (which will be taxable to shareholders as ordinary income when distributed to them) and/or long-term capital gains. Large movements of assets into and out of the Fund due to active or frequent trading also may adversely affect the Fund's ability to achieve its investment objective.

SHORT SALES AND SHORT EXPOSURE RISK—Short selling a security involves selling a borrowed security with the expectation that the value of that security will decline, so that the security may be purchased at a lower price when returning the borrowed security. A short exposure through a derivative exposes the Fund to counterparty credit risk and leverage risk. The risk for loss on a short sale or other short exposure is greater than a direct investment in the security itself because the price of the borrowed security may rise, thereby increasing the price at which the security must be purchased. The risk of loss through a short sale or other short exposure may in some cases be theoretically unlimited. Government actions also may affect the Fund's ability to engage in short selling.

TRADING HALT RISK—The Fund typically will hold futures contracts and short-term options. The major exchanges on which these contracts are traded, such as the Chicago Mercantile Exchange, have established limits on how much the trading price of a futures contract or option may decline over various time periods within a day, and may halt trading in a contract that exceeds such limits. If a trading halt occurs, the Fund may temporarily be unable to purchase or sell certain securities, futures contracts or options. Such a trading halt near the time the Fund prices its shares may limit the Fund's ability to use leverage and fully invest its assets, which could adversely affect performance, and may prevent the Fund from achieving its investment objective.

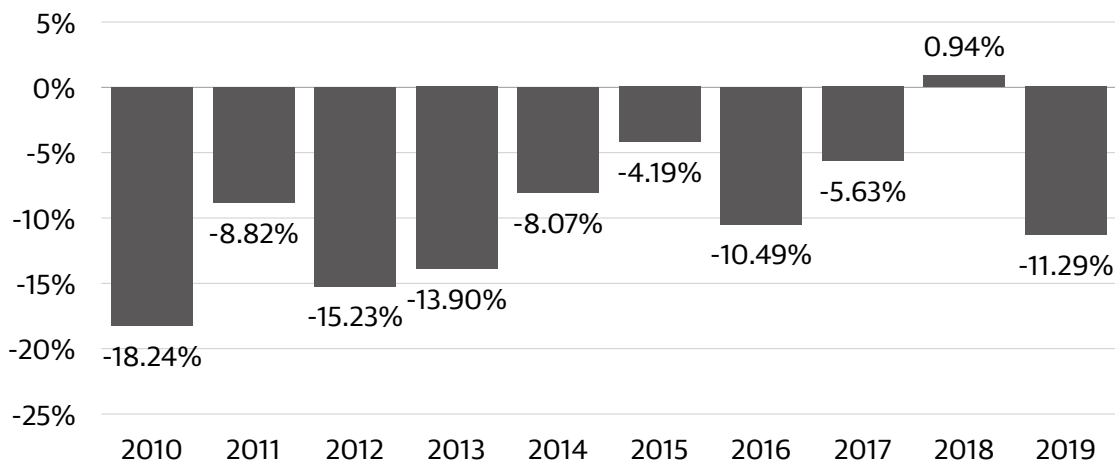
U.S. GOVERNMENT SECURITIES RISK—U.S. government securities may or may not be backed by the full faith and credit of the U.S. government. The value of U.S. government securities will fluctuate and such securities are subject to the risks associated with fixed-income and debt securities, particularly interest rate and credit risk.

PERFORMANCE INFORMATION

The following bar chart shows the performance of the Class H shares of the Fund from year to year. The variability of performance over time provides an indication of the risks of investing in the Fund. The following table shows the performance of the Class H shares of the Fund as an average over different periods of time in comparison to the performance of a broad-based market index. The figures in the bar chart and table assume the reinvestment of dividends and capital gains distributions. Of course, this past performance (before and after taxes) does not necessarily indicate how the Fund will perform in the future.

Updated performance information is available on the Fund's website at www.guggenheiminvestments.com or by calling 800.820.0888.

The performance information shown below for Class H shares is based on a calendar year. The year-to-date return for the period from January 1, 2020 through June 30, 2020 is 4.54%.



Highest Quarter Return
Q3 2011 6.84%

Lowest Quarter Return
Q3 2010 -9.54%

AVERAGE ANNUAL TOTAL RETURN (for periods ended December 31, 2019)

The after-tax returns presented in the table below are calculated using highest historical individual federal marginal income tax rates and do not reflect the impact of state and local taxes. Your actual after-tax returns will depend on your specific tax situation and may differ from those shown below. After-tax returns are not relevant to investors who hold shares of the Fund through tax-deferred arrangements, such as 401(k) plans or individual retirement accounts.

Class H	Past 1 Year	Past 5 Years	Past 10 Years
Return Before Taxes	-11.29%	-6.24%	-9.65%
Return After Taxes on Distributions	-11.29%	-6.24%	-9.65%
Return After Taxes on Distributions and Sale of Fund Shares	-6.69%	-4.60%	-6.43%
Bloomberg Barclays U.S. Corporate High Yield Index (reflects no deduction for fees, expenses or taxes)	14.32%	6.13%	7.57%

MANAGEMENT

INVESTMENT ADVISOR

Security Investors, LLC, which operates under the name Guggenheim Investments, serves as the investment adviser of the Fund.

PORTFOLIO MANAGERS

- **Michael P. Byrum**, CFA, Senior Vice President. Mr. Byrum has been associated with the Advisor since 1993.
- **Ryan A. Harder**, CFA, Portfolio Manager. Mr. Harder has been associated with the Advisor since 2004.

PURCHASE AND SALE OF FUND SHARES

The minimum initial investment amounts and minimum account balance requirements for Class H accounts held through a third party (e.g., a brokerage account) are typically:

- \$1,000 for retirement accounts
- \$2,500 for all other accounts

Accounts opened through a financial intermediary (non-direct) will be subject to your financial intermediary's minimum initial investment amount and account balance requirements, which may be different than the amounts above.

Class H accounts held directly at Guggenheim Investments (other than those that are managed by financial professionals) are subject to a minimum initial investment and account balance of \$5,000 (including retirement accounts).

Direct accounts managed by financial professionals are not subject to minimum initial investment and minimum account balance requirements.

There are no minimum amounts for subsequent investments in the Fund except for subsequent investments made via Automated Clearing House ("ACH").

The Fund reserves the right to modify its minimum account balance requirements at any time, with or without prior notice to you.

The Fund redeems its shares continuously and investors may sell their shares back to the Fund on any day that the New York Stock Exchange (the "NYSE") is open for business (a "Business Day") excluding bond market holidays. You will ordinarily submit your transaction order through your financial intermediary or other securities dealers through which you opened your shareholder account or through Guggenheim Investments directly. The Fund also offers you the option to send redemption orders to Guggenheim Investments by mail, fax or telephone.

TAX INFORMATION

Fund distributions are generally taxable as ordinary income or capital gains (or a combination of both), unless your investment is in an IRA or other tax-advantaged retirement account. Investments through a tax-advantaged retirement account may be subject to taxation upon withdrawal.

PAYMENTS TO BROKER-DEALERS AND OTHER FINANCIAL INTERMEDIARIES

If you purchase the Fund through a broker-dealer or other financial intermediary (such as a bank), the Fund and its related companies may pay the intermediary for the sale of Fund shares and related services. These payments may create a conflict of interest by influencing the broker-dealer or other intermediary and your sales person to recommend the Fund over another investment. Ask your sales person or visit your financial intermediary's website for more information.

EMERGING MARKETS BOND STRATEGY FUND

INVESTMENT OBJECTIVE

The Emerging Markets Bond Strategy Fund (the "Fund") seeks to provide investment results that correlate, before fees and expenses, to the performance of the emerging markets bond market as defined by the Advisor.

FEES AND EXPENSES OF THE FUND

This table describes the fees and expenses that you may pay if you buy and hold Class H shares of the Fund.

SHAREHOLDER FEES <i>(fees paid directly from your investment)</i>	N/A
ANNUAL FUND OPERATING EXPENSES <i>(expenses that you pay each year as a percentage of the value of your investment)</i>	
Management Fees	0.75%
Distribution (12b-1) Fees	0.25%
Other Expenses*	0.67%
Total Annual Fund Operating Expenses	1.67%

* "Other Expenses" does not include fees paid to the Fund's swap contract counterparties, or the management fees, performance fees, and expenses of the reference assets or trading vehicles underlying such swap contracts. These fees and expenses, which are not reflected in this Annual Fund Operating Expenses table, are embedded in the returns of the swap contracts (i.e., the fees and expenses reduce the investment returns of the swap contracts) and represent an indirect cost of investing in the Fund.

EXAMPLE

This Example is intended to help you compare the cost of investing in the Fund with the cost of investing in other mutual funds.

The Example assumes that you invest \$10,000 in the Fund for the time periods indicated and then redeem all of your shares at the end of those periods. The Example also assumes that your investment has a 5% return each year and that the Fund's operating expenses remain the same. Although your actual costs may be higher or lower, based on these assumptions your costs would be:

1 Year	3 Years	5 Years	10 Years
\$170	\$526	\$907	\$1,976

PORTFOLIO TURNOVER

The Fund pays transaction costs, such as commissions, when it buys and sells securities (or "turns over" its portfolio). A higher portfolio turnover rate may indicate higher transaction costs and may result in higher taxes when Fund shares are held in a taxable account. These costs, which are not reflected in the Total Annual Fund Operating Expenses or the Example, affect the Fund's performance. During the most recent fiscal year, the Fund's portfolio turnover rate was 0% of the average value of its portfolio. The Fund's portfolio turnover rate is calculated without regard to cash instruments and most derivatives. If such instruments were included, the Fund's portfolio turnover rate might be significantly higher.

PRINCIPAL INVESTMENT STRATEGIES

The Fund seeks to gain exposure similar to the performance of the emerging markets bond market by investing under normal circumstances at least 80% of its net assets, plus any borrowings for investment purposes, in bonds and financial instruments that in combination have economic characteristics similar to emerging markets bonds. For purposes of the Fund, the emerging markets bond market consists of countries included in the Standard & Poor's Emerging BMI, as well as countries that are not high-income OECD (Organization for Economic Co-operation and Development) members as defined by the World Bank, and other emerging markets countries as determined by the Advisor.

The Fund will invest primarily in emerging markets credit default swaps, swaps on exchange-traded funds ("ETFs"), U.S. Treasury futures, and bonds. By investing in a combination of emerging markets credit default swaps, swaps on ETFs, U.S. Treasury futures, and bonds, the Fund's portfolio will have the characteristics of emerging markets bonds without having to invest directly in emerging markets bonds. Credit default swaps are instruments which allow for the full or partial transfer of third party credit risk, with respect to a particular entity or entities, from one counterparty to the other. The Fund will normally be a seller of credit protection as it seeks to gain exposure to the emerging markets bond market. U.S. Treasury futures are derivatives that track the prices of specific U.S. Treasury securities. The emerging markets bond market tends to consist of bonds that are rated below investment grade (below BBB-/Baa3) by nationally recognized statistical rating organizations.

As part of its primary strategy, the Fund also expects to invest in swaps that provide total return exposure to one or more ETFs, and may invest in other investment companies, consisting of ETFs, mutual funds, unit investment trusts, and closed-end investment companies, and derivatives and other financial instruments with economic characteristics comparable to that of the emerging markets bond market as represented by emerging market bonds. Certain of the investment companies in which the Fund may invest may be advised by the Advisor or otherwise affiliated with the Fund.

The Fund derives its exposure to the emerging markets bond market from its investment in credit default swaps and futures, which provide leveraged exposure. Investments in these derivative instruments have the economic effect of creating financial leverage in the Fund's portfolio because such investments may give rise to losses that exceed the amount the Fund has invested in those instruments. Financial leverage will magnify, sometimes significantly, the Fund's exposure to any increase or decrease in prices associated with a particular reference asset resulting in increased volatility in the value of the Fund's portfolio. The value of the Fund's portfolio is likely to experience greater volatility over short-term periods. While such financial leverage has the potential to produce greater gains, it also may result in greater losses, which in some cases may cause the Fund to liquidate other portfolio investments at a loss to comply with limits on leverage and asset segregation requirements imposed by the Investment Company Act of 1940 or to meet redemption requests.

In addition to its primary strategy, the Fund may, under normal circumstances, buy debt securities to collateralize its derivatives investments, for liquidity purposes, or to enhance yield. The Fund may hold a portfolio of fixed income instruments of varying maturities, but that have an average duration of less than one year. Duration is a measure used to determine the sensitivity of a security's price to changes in interest rates and is not simply a measure of time. The longer a security's duration, the more sensitive it will be to changes in interest rates. In particular, the Fund may hold government money market instruments, such as U.S. Treasury securities and U.S. government agency discount notes and bonds with maturities of two years or less. In addition, the Fund may invest in bank obligations, which may include certificates of deposit, commercial paper, asset-backed commercial paper, unsecured bank promissory notes, bank loans, bankers' acceptances, and time deposits, as well as other short-term instruments, such as loan participations and repurchase agreements. Bank obligations may be issued or backed by U.S. banks or be U.S. dollar-denominated obligations issued or guaranteed by foreign banks. The Fund will enter into repurchase agreements only with counterparties that are deemed to present acceptable credit risks. The Fund also may invest in high yield securities, known as junk bonds, which are debt securities rated below investment grade (below BBB-/Baa3) by nationally recognized statistical rating organizations, or unrated securities that the Advisor believes are of comparable quality.

The Fund may invest in sovereign debt securities denominated in foreign currencies or the U.S. dollar. The Advisor may attempt, but is not obligated, to reduce foreign currency exchange rate risk by entering into contracts with banks, brokers or dealers to purchase or sell securities or foreign currencies at a future date ("forward contracts"). The Fund also may invest in privately placed securities that have not been registered for sale under the Securities Act of 1933 pursuant to Rule 144A ("Rule 144A Securities") which are determined by the Advisor to be liquid.

The Fund's strategy may frequently involve buying and selling portfolio securities to rebalance the Fund's exposure to various market sectors.

PRINCIPAL RISKS

As with all mutual funds, a shareholder is subject to the risk that his or her investment could lose money. In addition to this risk, the Fund is subject to the principal risks described below.

BANK OBLIGATIONS RISK—The Fund's investments in bank obligations may expose it to adverse developments in or related to the banking industry. The activities of U.S. and most foreign banks are subject to comprehensive regulations, which, in the case of U.S. regulations, have undergone substantial changes in the past decade. The enactment of new legislation or regulations, as well as changes in interpretation and enforcement of current laws, may affect the manner of operations and profitability of domestic and foreign banks. Banks may be particularly susceptible to certain economic factors, such as interest rate changes and adverse developments in the real estate markets. Fiscal and monetary policy and general economic cycles can affect the availability and cost of funds, loan demand and asset quality and thereby impact the earnings and financial conditions of banks. Obligations of foreign banks, including Yankee obligations, are subject to the same risks that pertain to domestic issuers, notably credit risk and market risk, but also are subject to certain additional risks such as adverse foreign political and economic developments, the extent and quality of foreign government regulation of the financial markets and institutions, foreign withholding taxes and other sovereign action such as nationalization or expropriation.

COUNTERPARTY CREDIT RISK—The Fund may invest in financial instruments involving counterparties that attempt to gain exposure to a particular group of securities, index or asset class without actually purchasing those securities or investments, or to hedge a position. The Fund's use of such financial instruments, including swap agreements, involves risks that are different from those associated with ordinary portfolio securities transactions. For example, the Fund is exposed to the risk that the counterparty may be unwilling or unable to make timely payments to meet its contractual obligations or may fail to return holdings that are subject to the agreement with the counterparty. If the counterparty becomes bankrupt or defaults on its payment obligations to the Fund, the Fund may not receive the full amount that it is entitled to receive. If this occurs, the value of your shares in the Fund will decrease.

CREDIT RISK—The Fund could lose money if the debt securities or other instruments in which it invests decline in price, or the issuer or guarantor of such instrument fails to pay interest or principal when due because the issuer or guarantor of the instrument experiences an actual or perceived decline in its financial status. Generally, credit risk is increased when a portfolio security is downgraded or the perceived creditworthiness of the issuer or guarantor deteriorates, though the effect of any credit rating downgrade can be uncertain. To the extent the Fund invests in below investment grade instruments, it will be exposed to a greater amount of credit risk than a fund which only invests in investment grade securities. In addition, to the extent the Fund uses credit derivatives, such use will expose it to additional risk in the event that the bonds underlying the derivatives default. The degree of credit risk depends on the issuer's or guarantor's financial condition and on the terms of the instruments.

CURRENCY RISK—Direct and indirect exposure to foreign currencies subjects the Fund to the risk that those currencies will decline in value relative to the U.S. dollar or, in the case of short positions, that the U.S. dollar will decline in value relative to the currency being hedged. Currency exchange rates in foreign countries may fluctuate significantly over short periods of time for a number of reasons, including changes in interest rates, the imposition of currency controls, or other political, economic and social developments in the U.S. or abroad. In particular, the Fund may have direct and indirect exposure to foreign currencies and also may incur transaction costs in connection with conversions between those currencies. However, currency hedging strategies may not effectively eliminate all currency risk.

DERIVATIVES RISK—The Fund's investments in derivatives may pose risks in addition to and greater than those associated with investing directly in securities or other investments, including risks relating to leverage, imperfect correlations with underlying investments or the Fund's other portfolio holdings, high price volatility, lack of availability, counterparty credit, liquidity, valuation and legal restrictions. Their use is a highly specialized activity that involves investment techniques and risks different from those associated with ordinary portfolio securities transactions. If the Advisor is incorrect about its expectations of market conditions, the use of derivatives could also result in a loss, which in some cases may be unlimited. Certain risks are specific to the derivatives in which the Fund invests.

SWAP AGREEMENTS RISK—Swap agreements are contracts among the Fund and a counterparty to exchange the return of the pre-determined underlying investment (such as the rate of return of the underlying index). Swap agreements may be negotiated bilaterally and traded OTC between two parties or, in some instances, must be transacted through a futures commission merchant and cleared through a clearinghouse that serves as a

central counterparty. Risks associated with the use of swap agreements are different from those associated with ordinary portfolio securities transactions, due in part to the fact they could be considered illiquid and many swaps trade on the OTC market. Swaps are particularly subject to counterparty credit, correlation, valuation, liquidity and leveraging risks. Certain standardized swaps are subject to mandatory central clearing. Central clearing is expected to reduce counterparty credit risk and increase liquidity, but central clearing does not make swap transactions risk-free.

CREDIT DEFAULT SWAP RISK—The Fund's investments in credit default swaps may subject the Fund to greater risks than if the Fund were to invest directly in high yield bonds. When investing in credit default swaps, the Fund is exposed to the credit risk of both the counterparty to the credit default swap and the issuer of the underlying reference obligation. The Fund could realize a loss on its investment if it does not correctly evaluate the creditworthiness of the issuer of the bond or other reference obligation on which the credit default swap is based, as well as the continued creditworthiness of the counterparty. Investments in credit default swaps also are subject to liquidity risk.

FUTURES CONTRACTS RISK—Futures contracts are typically exchange-traded contracts that call for the future delivery of an asset at a certain price and date, or cash settlement of the terms of the contract. Risks of futures contracts may be caused by an imperfect correlation between movements in the price of the instruments and the price of the underlying securities. In addition, there is the risk that the Fund may not be able to enter into a closing transaction because of an illiquid market. Exchanges can limit the number of positions that can be held or controlled by the Fund or the Advisor, thus limiting the ability to implement the Fund's strategies. Futures markets are highly volatile and the use of futures may increase the volatility of the Fund's net asset value ("NAV"). Futures also are subject to leverage risks and to liquidity risk.

OPTIONS CONTRACTS RISK—Options or options on futures contracts give the holder of the option the right to buy (or to sell) a position in a security or in a contract to the writer of the option, at a certain price. They are subject to correlation risk because there may be an imperfect correlation between the options and the securities markets that cause a given transaction to fail to achieve its objectives. The successful use of options depends on the Advisor's ability to correctly predict future price fluctuations and the degree of correlation between the options and securities markets. Exchanges can limit the number of positions that can be held or controlled by the Fund or the Advisor, thus limiting the ability to implement the Fund's strategies. Options also are particularly subject to leverage risk and can be subject to liquidity risk.

EARLY CLOSING RISK—The Fund is subject to the risk that unanticipated early closings of securities exchanges and other financial markets may result in the Fund's inability to buy or sell securities or other financial instruments on that day and may cause the Fund to incur substantial trading losses.

EMERGING MARKETS RISK—The Fund's investments may have exposure to emerging markets. Emerging markets can be subject to greater social, economic, regulatory, and political uncertainties and can be extremely volatile because they are countries or markets with low- to middle-income economies as classified by the World Bank, and other countries or markets with similar characteristics as determined by the Advisor.

FOREIGN ISSUER EXPOSURE RISK—The Fund may invest in securities of foreign companies directly, or in financial instruments that are indirectly linked to the performance of foreign issuers. The Fund's investments in foreign securities and foreign issuers are subject to additional risks in comparison to U.S. securities and U.S. issuers, including currency fluctuations, adverse political and economic developments, unreliable or untimely information, less liquidity, limited legal recourse and higher transactional costs.

HIGH YIELD AND UNRATED SECURITIES RISK—The Fund's exposure to higher yielding, below investment grade and unrated high risk debt securities (commonly known as "junk bonds") may present additional risk because these securities may be less liquid and present greater credit risk than investment grade bonds. The price of high yield securities tends to be subject to greater volatility due to issuer-specific operating results and outlook and to real or perceived adverse economic and competitive industry conditions. This exposure may be obtained through investments in other investment companies.

INTEREST RATE RISK—The market value of fixed income investments and related financial instruments will change in response to interest rate changes. During periods of falling interest rates, the values of fixed income securities

generally rise. Conversely, during periods of rising interest rates, the values of such securities generally decline. Securities with greater interest rate sensitivity and longer maturities generally are subject to greater fluctuations in value. The Fund may invest in variable and floating rate securities. Although these instruments are generally less sensitive to interest rate changes than fixed rate instruments, the value of floating rate and variable securities may decline if their interest rates do not rise as quickly, or as much, as general interest rates. Changes in government or central bank policy, including changes in tax policy or changes in a central bank's implementation of specific policy goals, may have a substantial impact on interest rates, and could have an adverse effect on prices for fixed income securities and on the performance of the Fund. In particular, interest rates in the U.S. are at or near historically low levels and as a result, fixed income securities markets may experience heightened levels of interest rate risk. Any unexpected or sudden reversal of the fiscal policy underlying current interest rate levels could adversely affect the value of the Fund. There can be no guarantee that any particular government or central bank policy will be continued, discontinued or changed, nor that any such policy will have the desired effect on interest rates.

INVESTMENT IN INVESTMENT VEHICLES RISK—Investing in other investment vehicles, including ETFs, closed-end funds and other mutual funds, subjects the Fund to those risks affecting the investment vehicle, including the possibility that the value of the underlying securities held by the investment vehicle could decrease or the portfolio becomes illiquid. Moreover, the Fund and its shareholders will incur its pro rata share of the underlying vehicles' expenses, which will reduce the Fund's performance. In addition, investments in an ETF are subject to, among other risks, the risk that the ETF's shares may trade at a discount or premium relative to the NAV of the shares and the listing exchange may halt trading of the ETF's shares.

INVESTMENT IN LOANS RISK—Investing in loans involves special types of risks, including credit risk, interest rate risk, counterparty risk and prepayment risk. Loans may offer a fixed or floating interest rate. Loans are often generally below investment grade and may be unrated. Loans may be difficult to value and some can be subject to liquidity risk.

INVESTMENT TECHNIQUE RISK—Some investment techniques of the Fund, such as its use of derivatives to seek to achieve its investment objective, may be considered aggressive. These instruments may increase the volatility of the Fund and may involve a small investment of cash relative to the magnitude of the risk assumed. Such investment techniques may not consistently produce desired results and may be limited by legislative, regulatory, or tax developments.

ISSUER SPECIFIC RISK—The value of a security may increase or decrease for a number of reasons which directly relate to the issuer. For example, with respect to the Fund, perceived poor management performance, financial leverage or reduced demand of the issuer's goods or services may contribute to a decrease in the value of a security. A decrease in the value of the securities of an issuer or guarantor of a debt instrument may cause the value of your investment in the Fund to decrease.

LEVERAGING RISK—The Fund's investment in derivative instruments generally requires a small investment relative to the amount of investment exposure assumed. As a result, such investments may give rise to losses that exceed the amount invested in those instruments. The cost of investing in such instruments generally increases as interest rates increase, which will lower the Fund's return.

LIQUIDITY AND VALUATION RISK—In certain circumstances, it may be difficult for the Fund to purchase and sell a particular investment within a reasonable time at a fair price, or the price at which it has been valued by the Advisor for purposes of the Fund's NAV, causing the Fund to be less liquid. While the Fund intends to invest in liquid securities and financial instruments, under certain market conditions, such as when trading in a particular investment has been halted temporarily by an exchange because the maximum price change of that investment has been realized, it may be difficult or impossible for the Fund to liquidate such investments. In addition, the ability of the Fund to assign an accurate daily value to certain investments may be difficult, and the Advisor may be required to fair value the investments.

MARKET RISK—The market value of the securities and derivatives held by the Fund may fluctuate over time in response to factors affecting individual companies or other factors such as changing economic, political or financial markets.

PORTFOLIO TURNOVER RISK—The Fund's strategy may frequently involve buying and selling portfolio securities, which may lead to increased costs to the Fund. Portfolio turnover risk may cause the Fund's performance to be less than you expect.

PREPAYMENT AND EXTENSION RISK—Prepayment risk is the risk that the principal on mortgage-backed securities, other asset-backed securities or any debt security with an embedded call option may be prepaid at any time, which could reduce the security's yield and market value. In the case of prepayment risk, if the investment is converted, prepaid or redeemed before maturity, the portfolio manager may not be able to invest the proceeds in other investments providing as high a level of income, resulting in a reduced yield to the Fund. The rate of prepayments tends to increase as interest rates fall, which could cause the average maturity of the portfolio to shorten. Conversely, extension risk is the risk that an unexpected rise in interest rates will extend the life of a mortgage- or asset-backed security beyond the prepayment time. If the Fund's investments are locked in at a lower interest rate for a longer period of time, the portfolio manager may be unable to capitalize on securities with higher interest rates or wider spreads.

REGULATORY AND LEGAL RISK—U.S. and non-U.S. governmental agencies and other regulators regularly implement additional regulations and legislators pass new laws that affect the investments held by the Fund, the strategies used by the Fund or the level of regulation or taxation applying to the Fund (such as regulations related to investments in derivatives and other transactions). These regulations and laws impact the investment strategies, performance, costs and operations of the Fund or taxation of shareholders.

REPURCHASE AGREEMENT RISK—The Fund's investment in repurchase agreements may be subject to market and credit risk with respect to the collateral securing the repurchase agreements. Investments in repurchase agreements also may be subject to the risk that the market value of the underlying obligations may decline prior to the expiration of the repurchase agreement term.

SHAREHOLDER TRADING RISK—The Fund may be used as a tool for certain investors that employ trading strategies involving frequent trading. Such trading strategies may lead to increased portfolio turnover in the Fund, higher transaction costs, and the possibility of increased short-term capital gains (which will be taxable to shareholders as ordinary income when distributed to them) and/or long-term capital gains. Large movements of assets into and out of the Fund due to active or frequent trading also may adversely affect the Fund's ability to achieve its investment objective.

SOVEREIGN DEBT RISK—Sovereign debt instruments are subject to the risk that a governmental entity may delay or refuse to pay interest or repay principal on its sovereign debt.

TRADING HALT RISK—The Fund typically will hold futures contracts and short-term options. The major exchanges on which these contracts are traded, such as the Chicago Mercantile Exchange, have established limits on how much the trading price of a futures contract or option may decline over various time periods within a day, and may halt trading in a contract that exceeds such limits. If a trading halt occurs, the Fund may temporarily be unable to purchase or sell certain securities, futures contracts or options. Such a trading halt near the time the Fund prices its shares may limit the Fund's ability to use leverage and fully invest its assets, which could adversely affect performance, and may prevent the Fund from achieving its investment objective.

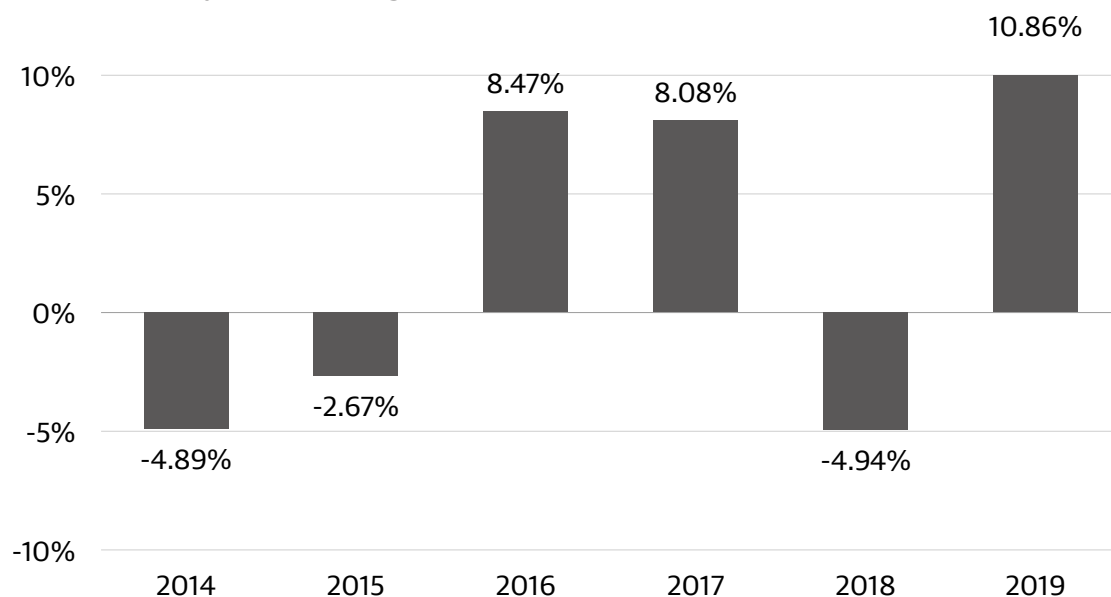
U.S. GOVERNMENT SECURITIES RISK—U.S. government securities may or may not be backed by the full faith and credit of the U.S. government. The value of U.S. government securities will fluctuate and such securities are subject to the risks associated with fixed-income and debt securities, particularly interest rate and credit risk.

PERFORMANCE INFORMATION

The following bar chart shows the performance of the Class H shares of the Fund from year to year. The variability of performance over time provides an indication of the risks of investing in the Fund. The following table shows the performance of the Class H shares of the Fund as an average over different periods of time in comparison to the performance of a broad-based market index. The figures in the bar chart and tables assume the reinvestment of dividends and capital gains distributions. Of course, this past performance (before and after taxes) does not necessarily indicate how the Fund will perform in the future.

Updated performance information is available on the Fund's website at www.guggenheiminvestments.com or by calling 800.820.0888.

The performance information shown below for Class H shares is based on a calendar year. The year-to-date return for the period from January 1, 2020 through June 30, 2020 is -3.51%.



Highest Quarter Return
Q1 2016 7.12%

Lowest Quarter Return
Q3 2014 -7.72%

AVERAGE ANNUAL TOTAL RETURN (for periods ended December 31, 2019)

The after-tax returns presented in the table below are calculated using highest historical individual federal marginal income tax rates and do not reflect the impact of state and local taxes. Your actual after-tax returns will depend on your specific tax situation and may differ from those shown below. After-tax returns are not relevant to investors who hold shares of the Fund through tax-deferred arrangements, such as 401(k) plans or individual retirement accounts.

Class H	Past 1 Year	Past 5 Years	Since Inception (10/8/2013)
Return Before Taxes	10.86%	3.76%	2.25%
Return After Taxes on Distributions	7.28%	1.18%	-0.84%
Return After Taxes on Distributions and Sale of Fund Shares	6.42%	1.66%	0.25%
BofA Merrill Lynch U.S. Dollar Emerging Markets Sovereign Plus Index (reflects no deduction for fees, expenses or taxes)	14.31%	5.73%	5.83%

MANAGEMENT

INVESTMENT ADVISOR

Security Investors, LLC, which operates under the name Guggenheim Investments, serves as the investment adviser of the Fund.

PORTFOLIO MANAGERS

- **Michael P. Byrum**, CFA, Senior Vice President. Mr. Byrum has been associated with the Advisor since 1993.
- **Ryan A. Harder**, CFA, Portfolio Manager. Mr. Harder has been associated with the Advisor since 2004.

PURCHASE AND SALE OF FUND SHARES

The minimum initial investment amounts and minimum account balance requirements for Class H accounts held through a third party (e.g., a brokerage account) are typically:

- \$1,000 for retirement accounts
- \$2,500 for all other accounts

Accounts opened through a financial intermediary (non-direct) will be subject to your financial intermediary's minimum initial investment amount and account balance requirements, which may be different than the amounts above.

Class H accounts held directly at Guggenheim Investments (other than those that are managed by financial professionals) are subject to a minimum initial investment and account balance of \$5,000 (including retirement accounts).

Direct accounts managed by financial professionals are not subject to minimum initial investment and minimum account balance requirements.

There are no minimum amounts for subsequent investments in the Fund except for subsequent investments made via Automated Clearing House ("ACH").

The Fund reserves the right to modify its minimum account balance requirements at any time, with or without prior notice to you.

The Fund redeems its shares continuously and investors may sell their shares back to the Fund on any day that the New York Stock Exchange (the "NYSE") is open for business (a "Business Day") excluding bond market holidays. You will ordinarily submit your transaction order through your financial intermediary or other securities dealers through which you opened your shareholder account or through Guggenheim Investments directly. The Fund also offers you the option to send redemption orders to Guggenheim Investments by mail, fax or telephone.

TAX INFORMATION

Fund distributions are generally taxable as ordinary income or capital gains (or a combination of both), unless your investment is in an IRA or other tax-advantaged retirement account. Investments through a tax-advantaged retirement account may be subject to taxation upon withdrawal.

PAYMENTS TO BROKER-DEALERS AND OTHER FINANCIAL INTERMEDIARIES

If you purchase the Fund through a broker-dealer or other financial intermediary (such as a bank), the Fund and its related companies may pay the intermediary for the sale of Fund shares and related services. These payments may create a conflict of interest by influencing the broker-dealer or other intermediary and your sales person to recommend the Fund over another investment. Ask your sales person or visit your financial intermediary's website for more information.

U.S. GOVERNMENT MONEY MARKET FUND

INVESTMENT OBJECTIVE

The U.S. Government Money Market Fund (the "Fund") seeks to provide security of principal, high current income, and liquidity.

FEES AND EXPENSES OF THE FUND

This table describes the fees and expenses that you may pay if you buy and hold shares of the Fund.

SHAREHOLDER FEES* <i>(fees paid directly from your investment)</i>	N/A
ANNUAL FUND OPERATING EXPENSES <i>(expenses that you pay each year as a percentage of the value of your investment)</i>	
Management Fees	0.50%
Distribution (12b-1) Fees	0.00%
Other Expenses	0.56%
Total Annual Fund Operating Expenses	1.06%

* If you exchange your Class A shares or Class C shares of another Guggenheim Investments fund for shares of the Fund, and your Class A shares or Class C shares are subject to a deferred sales charge at the time of the exchange, no deferred sales charge will be incurred on the exchange itself. However, any such deferred sales charge will be assessed at the time you redeem your shares of the Fund.

EXAMPLE

This Example is intended to help you compare the cost of investing in the Fund with the cost of investing in other mutual funds.

The Example assumes that you invest \$10,000 in the Fund for the time periods indicated and then redeem all of your shares at the end of those periods. The Example also assumes that your investment has a 5% return each year and that the Fund's operating expenses remain the same. Although your actual costs may be higher or lower, based on these assumptions your costs would be:

1 Year	3 Years	5 Years	10 Years
\$108	\$337	\$585	\$1,294

PRINCIPAL INVESTMENT STRATEGIES

The Fund intends to operate as a "government money market fund" as defined by Rule 2a-7 under the Investment Company Act of 1940 (the "1940 Act") and seeks to maintain a stable net asset value ("NAV") of \$1.00 per share. As such, the Fund invests at least 99.5% of its total assets in government securities as defined by the 1940 Act, including those with floating or variable rates of interest, cash, and repurchase agreements collateralized fully by U.S. government securities. The Fund will comply with all applicable requirements of Rule 2a-7, including certain liquidity, maturity and diversification requirements. The Fund invests only in U.S. dollar-denominated securities and seeks to invest in securities that present minimal credit risk. Under normal circumstances, the Fund also will invest at least 80% of its net assets, plus any borrowings for investment purposes, in government securities and/or repurchase agreements that are collateralized by government securities.

The 1940 Act defines "government security" to mean any security issued or guaranteed as to principal or interest by the United States, or by a person controlled or supervised by and acting as an instrumentality of the government of the United States pursuant to authority granted by the Congress of the United States; or any certificate of deposit for any of the foregoing. Certain government securities issued or guaranteed by the U.S. Treasury and certain U.S. government agencies or instrumentalities are supported by the full faith and credit of the U.S. government. Other government securities issued or guaranteed by other U.S. government agencies or instrumentalities are not guaranteed by the U.S. Treasury or supported by the full faith and credit of the U.S. government, but such agencies and instrumentalities are authorized to borrow from the U.S. Treasury to meet their obligations. The Fund may invest

in government securities issued by the following U.S. government agencies and instrumentalities, among others: Government National Mortgage Association (Ginnie Mae), Financing Corporation (FICO), Tennessee Valley Authority (TVA), Federal Agricultural Mortgage Corporation (Farmer Mac), Federal National Mortgage Association (Fannie Mae), the Federal Home Loan Mortgage Corporation (Freddie Mac), Federal Farm Credit Bank (FFCB), and the Federal Home Loan Bank (FHLB).

"Government money market funds" are not required to impose liquidity fees or temporary redemption gates, and the Fund's Board of Trustees has elected not to impose such features at this time but may elect to impose such features in the future.

PRINCIPAL RISKS

As with all mutual funds, a shareholder is subject to the risk that his or her investment could lose money. In addition to this risk, the Fund is subject to the principal risks described below.

CREDIT RISK—The Fund could lose money if the issuer or guarantor of a debt instrument in which it invests or a counterparty to a derivatives transaction or other transaction becomes unwilling or unable to make timely principal and/or interest payments, or to otherwise meet its obligations. The issuer of a debt instrument, such as a bond, could also suffer a decrease in quality rating, which may affect the volatility of the price and liquidity of the bond.

FLOATING AND VARIABLE RATE SECURITIES RISK—Floating and variable rate securities provide for a periodic adjustment in the interest rate paid on the securities. The rate adjustment intervals may be regular and range from daily up to annually, or may be based on an event, such as a change in the prime rate. Floating and variable rate securities may be subject to greater liquidity risk than other debt securities, meaning that there may be limitations on the Fund's ability to sell the securities at any given time. Such securities also may lose value.

INCOME RISK—Income Risk involves the potential for decline in the Fund's yield (the rate of dividends the Fund pays) in the event of declining interest rates.

INTEREST RATE RISK—The market value of fixed income investments and related financial instruments will change in response to interest rate changes. During periods of falling interest rates, the values of fixed income securities generally rise. Conversely, during periods of rising interest rates, the values of such securities generally decline. Securities with greater interest rate sensitivity and longer maturities generally are subject to greater fluctuations in value. The Fund may invest in variable and floating rate securities. Although these instruments are generally less sensitive to interest rate changes than fixed rate instruments, the value of floating rate and variable securities may decline if their interest rates do not rise as quickly, or as much, as general interest rates. Changes in government or central bank policy, including changes in tax policy or changes in a central bank's implementation of specific policy goals, may have a substantial impact on interest rates, and could have an adverse effect on prices for fixed income securities and on the performance of the Fund. In particular, interest rates in the U.S. are at or near historically low levels and as a result, fixed income securities markets may experience heightened levels of interest rate risk. Any unexpected or sudden reversal of the fiscal policy underlying current interest rate levels could adversely affect the value of the Fund. There can be no guarantee that any particular government or central bank policy will be continued, discontinued or changed, nor that any such policy will have the desired effect on interest rates.

REGULATORY AND LEGAL RISK—U.S. and non-U.S. governmental agencies and other regulators regularly implement additional regulations and legislators pass new laws that affect the investments held by the Fund, the strategies used by the Fund or the level of regulation or taxation applying to the Fund (such as regulations related to investments in derivatives and other transactions). These regulations and laws impact the investment strategies, performance, costs and operations of the Fund or taxation of shareholders.

REPURCHASE AGREEMENT RISK—The Fund's investment in repurchase agreements may be subject to market and credit risk with respect to the repurchase agreement counterparty and underlying collateral securing the repurchase agreements. Investments in repurchase agreements also may be subject to the risk that the market value of the underlying obligations may decline prior to the expiration of the repurchase agreement term.

STABLE PRICE PER SHARE RISK—The Fund's assets are valued using the amortized cost method, which enables the Fund to maintain a stable price of \$1.00 per share. Although the Fund is managed to maintain a stable price per share of \$1.00, there is no guarantee that the price will be constantly maintained, and it is possible to lose money. You could lose money by investing in the Fund. Although the Fund seeks to preserve the value of your investment at \$1.00

per share, it cannot guarantee it will do so. An investment in the Fund is not insured or guaranteed by the Federal Deposit Insurance Corporation or any other government agency. The Advisor, which is the Fund's sponsor, and its affiliates have no legal obligation to provide financial support to the Fund, and you should not expect that the Advisor or its affiliates will provide financial support to the Fund at any time. In the event any money market fund fails to maintain a stable NAV, other money market funds, including the Fund, could face a universal risk of increased redemption pressures, potentially jeopardizing the stability of their NAVs.

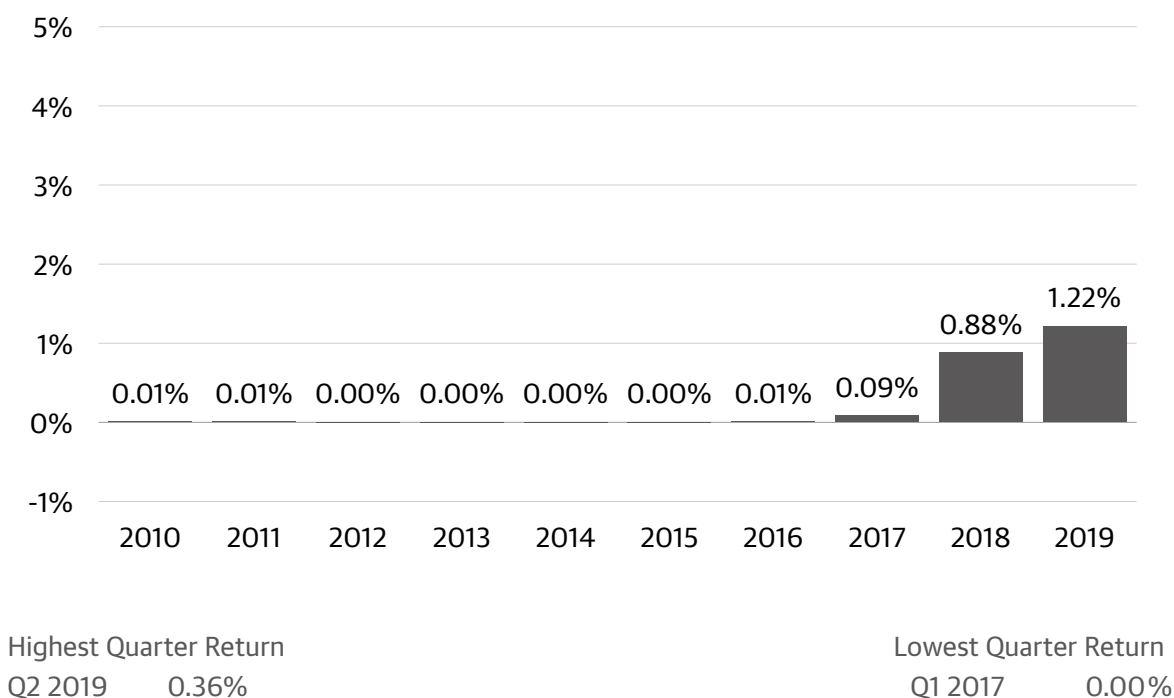
U.S. GOVERNMENT SECURITIES RISK—U.S. government securities may or may not be backed by the full faith and credit of the U.S. government. The value of U.S. government securities will fluctuate and such securities are subject to the risks associated with fixed-income and debt securities, particularly interest rate and credit risk.

PERFORMANCE INFORMATION

The following bar chart shows the performance of the shares of the Fund from year to year. Effective May 1, 2016, the Fund operates as a "government money market fund" as that term is defined in Rule 2a-7 and as such is required to invest 99.5% of its total assets in government securities, cash or repurchase agreements that are collateralized fully by government securities or cash. While the Fund primarily invested in government securities prior to May 1, 2016, it was not subject to this investment requirement. As a result, the performance information presented below may have been different if the current investment strategy had been in effect during the period prior to the Fund's conversion to a government money market fund. In addition, effective upon the close of business on June 15, 2012, the Fund converted its existing Investor Class Shares, Advisor Class Shares, A-Class Shares, C-Class Shares and Investor2 Class Shares into share class. Therefore, the returns shown in the bar chart below for periods prior to June 15, 2012 are the returns of the Fund's former Investor Class Shares, which were subject to the same fees and expenses as the shares offered in this Prospectus. The Fund's shares would have annual returns substantially similar to those of the former Investor Class Shares because they are invested in the same portfolio of securities. The variability of performance over time provides an indication of the risks of investing the Fund. Of course, this past performance (before taxes) does not necessarily indicate how the Fund will perform in the future.

Updated performance information is available on the Fund's website at www.guggenheiminvestments.com or by calling 800.820.0888.

The performance information shown below is based on a calendar year. The year-to-date return for the period from January 1, 2020 through June 30, 2020 is 0.12%.



AVERAGE ANNUAL TOTAL RETURN (for periods ended December 31, 2019)

	Past 1 Year	Past 5 Years	Past 10 Years
Return Before Taxes	1.22%	0.44%	0.29%

YIELD

Call 800.820.0888 for the U.S. Government Money Market Fund's current yield.

MANAGEMENT

INVESTMENT ADVISOR

Security Investors, LLC, which operates under the name Guggenheim Investments, serves as the investment adviser of the Fund.

PORTFOLIO MANAGERS

- **Michael P. Byrum**, CFA, Senior Vice President. Mr. Byrum has been associated with the Advisor since 1993.
- **Ryan A. Harder**, CFA, Portfolio Manager. Mr. Harder has been associated with the Advisor since 2004.

PURCHASE AND SALE OF FUND SHARES

Shares of the Money Market Fund held either directly with Guggenheim Investments or through a third party (e.g., a brokerage account) are not subject to a minimum initial investment amount or a minimum account balance. However, if you exchange shares of the Fund for shares of another fund in the Guggenheim Investments family of funds you will be subject to the purchaser eligibility requirements of the applicable share class of that fund, which may include initial investment amount and account balance requirements. Any such requirements will be disclosed in each fund's prospectus. In addition, accounts opened through a financial intermediary (non-direct) may be subject to that financial intermediary's minimum initial investment amount and account balance requirements.

The Fund redeems its shares continuously and investors may sell their shares back to the Fund on any day that the New York Stock Exchange (the "NYSE") is open for business (a "Business Day"). You will ordinarily submit your transaction order through your financial intermediary or other securities dealers through which you opened your shareholder account or through Guggenheim Investments if you opened your account directly with the Fund. The Fund also offers you the option to send redemption orders to Guggenheim Investments by mail, fax or telephone.

The Fund reserves the right to accept orders to purchase or redeem shares on any day that is not a Business Day and the Federal Reserve Bank of New York or National Securities Clearing Corporation remains open. In addition, the Fund may designate special hours of operation on any such day. In the event that the Fund invokes the right to accept orders to purchase or redeem shares on any day that is not a Business Day and/or adopt special hours of operation, the Fund will post advance notice of these events at www.guggenheiminvestments.com.

TAX INFORMATION

Fund distributions are generally taxable as ordinary income or capital gains (or a combination of both), unless your investment is in an IRA or other tax-advantaged retirement account. Investments through a tax-advantaged retirement account may be subject to taxation upon withdrawal.

PAYMENTS TO BROKER-DEALERS AND OTHER FINANCIAL INTERMEDIARIES

If you purchase the Fund through a broker-dealer or other financial intermediary (such as a bank), the Fund and its related companies may pay the intermediary for the sale of Fund shares and related services. These payments may create a conflict of interest by influencing the broker-dealer or other intermediary and your sales person to recommend the Fund over another investment. Ask your sales person or visit your financial intermediary's website for more information.

MORE INFORMATION ABOUT THE TRUST AND THE FUNDS

Rydex Series Funds (the "Trust") is a Delaware statutory trust offering a number of professionally managed investment portfolios, or funds, that are grouped into several categories according to each fund's investment strategy. This Prospectus describes the Investor shares and Class H shares of the funds listed below, as well as shares of the U.S. Government Money Market Fund (each, a "Fund" and collectively, the "Funds"), which are grouped into the categories listed below.

The acquisition of shares of the Funds by other registered investment companies is subject to the restrictions of Section 12(d)(1) of the Investment Company Act of 1940, as amended (the "1940 Act"). The Trust, however, has been granted an exemptive order by the U.S. Securities and Exchange Commission (the "SEC") that permits registered investment companies to invest in the Funds beyond those limitations subject to conditions set forth in the exemptive order.

DOMESTIC EQUITY FUNDS

Nova Fund, S&P 500 Fund, Inverse S&P 500 Strategy Fund, Monthly Rebalance NASDAQ-100[®] 2x Strategy Fund, NASDAQ-100[®] Fund, Inverse NASDAQ-100[®] Strategy Fund, Mid-Cap 1.5x Strategy Fund, Inverse Mid-Cap Strategy Fund, Russell 2000[®] 1.5x Strategy Fund, Russell 2000[®] Fund, Inverse Russell 2000[®] Strategy Fund, Dow Jones Industrial Average[®] Fund, S&P 500[®] Pure Growth Fund, S&P 500[®] Pure Value Fund, S&P MidCap 400[®] Pure Growth Fund, S&P MidCap 400[®] Pure Value Fund, S&P SmallCap 600[®] Pure Growth Fund, and S&P SmallCap 600[®] Pure Value Fund

SECTOR FUNDS

Banking Fund, Basic Materials Fund, Biotechnology Fund, Consumer Products Fund, Electronics Fund, Energy Fund, Energy Services Fund, Financial Services Fund, Health Care Fund, Internet Fund, Leisure Fund, Precious Metals Fund, Retailing Fund, Technology Fund, Telecommunications Fund, Transportation Fund, and Utilities Fund

INTERNATIONAL EQUITY FUNDS

Europe 1.25x Strategy Fund, Japan 2x Strategy Fund, Emerging Markets 2x Strategy Fund, and Inverse Emerging Markets 2x Strategy Fund

SPECIALTY FUNDS

Strengthening Dollar 2x Strategy Fund, Weakening Dollar 2x Strategy Fund, and Real Estate Fund

FIXED INCOME FUNDS

Government Long Bond 1.2x Strategy Fund, Inverse Government Long Bond Strategy Fund, High Yield Strategy Fund, Inverse High Yield Strategy Fund and Emerging Markets Bond Strategy Fund

INVESTMENT OBJECTIVES

The investment objective of each Fund is non-fundamental and may be changed without shareholder approval.

The following sections provide additional information regarding certain of the Funds' investment objectives.

Each Domestic Equity Fund, International Equity Fund, Specialty Fund (except the Real Estate Fund), and Fixed Income Fund (except the High Yield Strategy Fund and Inverse High Yield Strategy Fund) may change its underlying index or benchmark without shareholder approval. The Advisor, however, will attempt to provide shareholders with 30 days' prior notice of any such change.

Monthly Rebalance NASDAQ-100[®] 2x Strategy Fund. If the Fund meets its investment objective, the value of the Fund's shares will tend to increase on a calendar month basis by 200% of any increase in the value of the Fund's underlying index (e.g., if the value of the underlying index goes up by 5%, the value of the Fund's shares should go up by 10% that calendar month). When the value of the Fund's underlying index declines, the value of the Fund's shares should decrease on a calendar month basis by 200% of any decrease in the value of the underlying index (e.g.,

if the value of the underlying index goes down by 5%, the value of the Fund's shares should go down by 10% that calendar month).

Emerging Markets 2x Strategy Fund and Strengthening Dollar 2x Strategy Fund. If the Fund meets its investment objective, the value of the Fund's shares will tend to increase on a daily basis by 200% of any increase in the value of the Fund's underlying index (e.g., if the value of the underlying index goes up by 5%, the value of the Fund's shares should go up by 10% on that day). When the value of the Fund's underlying index declines, the value of the Fund's shares should also decrease on a daily basis by 200% of any decrease in the value of the underlying index (e.g., if the value of the underlying index goes down by 5%, the value of the Fund's shares should go down by 10% on that day).

Inverse Emerging Markets 2x Strategy Fund and Weakening Dollar 2x Strategy Fund. If the Fund meets its investment objective, the value of the Fund's shares will tend to increase on a daily basis by 200% of any decrease in the value of the Fund's underlying index (e.g., if the value of the Fund's underlying index goes down by 5%, the value of the Fund's shares should go up by 10% on that day). When the value of the Fund's underlying index increases, the value of the Fund's shares should decrease on a daily basis by 200% of any increase in the value of the underlying index (e.g., if the value of the Fund's underlying index goes up by 5%, the value of the Fund's shares should go down by 10% on that day).

Inverse Mid-Cap Strategy Fund, Inverse NASDAQ-100[®] Strategy Fund, Inverse Russell 2000[®] Strategy Fund and Inverse S&P 500[®] Strategy Fund. If the Fund meets its investment objective, the value of the Fund's shares will tend to increase during times when the value of the Fund's underlying index is decreasing. When the value of the Fund's underlying index is increasing, however, the value of the Fund's shares should decrease on a daily basis by an inversely proportionate amount (e.g., if the index goes up by 5%, the value of the Fund's shares should go down by 5% on that day).

Mid-Cap 1.5x Strategy Fund, Russell 2000[®] 1.5x Strategy Fund and Europe 1.25x Strategy Fund. If the Fund meets its investment objective, the value of the Fund's shares will tend to increase during times when the performance of the Fund's underlying index is increasing. When the value of the Fund's underlying index is decreasing, the value of the Fund's shares will tend to decrease.

Nova Fund. If the Fund meets its investment objective, the value of the Fund's shares will tend to increase on a daily basis by 150% of any increase in the value of the underlying index. When the value of the underlying index declines, the value of the Fund's shares should also decrease on a daily basis by 150% of any decrease in the value of the underlying index (e.g., if the value of the underlying index goes down by 5%, the value of the Fund's shares should go down by 7.5% on that day).

NASDAQ-100[®] Fund, Russell 2000[®] Fund, S&P 500[®] Fund, Dow Jones Industrial Average[®] Fund, S&P 500[®] Pure Growth Fund, S&P 500[®] Pure Value Fund, S&P MidCap 400[®] Pure Growth Fund, S&P MidCap 400[®] Pure Value Fund, S&P SmallCap 600[®] Pure Growth Fund, and S&P SmallCap 600[®] Pure Value Fund. If the Fund meets its investment objective, the value of the Fund's shares will tend to increase on a daily basis by the percentage of any increase in the value of the Fund's underlying index. When the value of the Fund's underlying index declines, the value of the Fund's shares should also decrease on a daily basis by the percentage of the decrease in value of the underlying index.

Japan 2x Strategy Fund. If the Fund meets its investment objective, the value of the Fund's shares will tend to increase by 200% of the fair value of the underlying index during times when the performance of the underlying index is increasing. When the fair value of the Fund's underlying index decreases, the value of the Fund's shares should also decrease by 200% of the fair value of the decrease in the underlying index (e.g., if the fair value of the underlying index goes down by 5%, the value of the Fund's shares should go down by 10%). Due to the use of fair valuation, which is explained in more detail under "Calculating Net Asset Value," the value of the Fund's shares may increase by more or less than 200% of the reported value of the underlying index on any given day.

Government Long Bond 1.2x Strategy Fund. If the Fund meets its investment objective, the value of the Fund's shares should increase on a daily basis by 120% of any price increase by the Long Treasury Bond. In contrast, when the price of the Long Treasury Bond declines, the value of the Fund's shares should decline on a daily basis by 120% of any price decline of the Long Treasury Bond (e.g., if the Long Treasury Bond goes down by 5%, the value of the Fund's shares should go down by 6% on that day).

Inverse Government Long Bond Strategy Fund. If the Fund meets its investment objective, the value of the Fund's shares will tend to increase on a daily basis when the price of the Long Treasury Bond decreases. When the price of the Long Treasury Bond increases, however, the value of the Fund's shares should decrease on a daily basis by an inversely proportionate amount (e.g., if the price of the Long Treasury Bond increases by 2%, the value of the Fund's shares should go down by 2% on that day).

Inverse High Yield Strategy Fund. If the Fund meets its investment objective, the value of the Fund's shares will tend to increase during times when the value of the high yield bond market, as a whole, is decreasing. When the value of the high yield bond market is increasing, however, the value of the Fund's shares should decrease on a daily basis by an inversely proportionate amount (e.g., if the value of the high yield bond market increases by 5%, the value of the Fund's shares should decrease by 5% on that day).

With the exception of the Monthly Rebalance NASDAQ-100[®] 2x Strategy Fund, Europe 1.25x Strategy Fund and Japan 2x Strategy Fund, none of the Funds discussed above seek to achieve their respective investment objectives over a period of time greater than a single day. As a result of compounding, which is discussed in greater detail under "Understanding Compounding & the Effect of Leverage," each Fund's performance for periods greater than a single day is likely to be either greater than or less than the performance of the Fund's benchmark, before Fund fees and expenses. Neither the Europe 1.25x Strategy Fund nor the Japan 2x Strategy Fund seeks to provide investment results that correlate to the performance of its respective benchmark on a daily basis but rather seeks to provide investment results that correlate to the performance of its benchmark over time. The Monthly Rebalance NASDAQ-100[®] 2x Strategy Fund seeks to provide investment results that match the performance of its benchmark on a calendar month basis.

PRINCIPAL INVESTMENT STRATEGIES

The Advisor develops and implements structured investment strategies designed to achieve each Fund's investment objective. The Advisor places particular emphasis on controlling risk relative to each Fund's benchmark or market sector in order to maintain consistency and predictability.

With the exception of the High Yield Strategy Fund, Inverse High Yield Strategy Fund, and Emerging Markets Bond Strategy Fund, the Advisor does not engage in temporary defensive investing, and seeks to keep each Fund fully invested in all market environments. The High Yield Strategy Fund, Inverse High Yield Strategy Fund, and Emerging Markets Bond Strategy Fund may, but will not necessarily, invest up to 100% of its assets in high-quality debt securities and money market instruments and the Emerging Markets Bond Strategy Fund also may invest up to 100% of its assets either directly or indirectly through ETFs in an effort to protect the value of the Fund in response to adverse market, economic, political or market conditions.

The High Yield Strategy Fund, Inverse High Yield Strategy Fund and Emerging Markets Bond Strategy Fund may be invested in this defensive manner for extended periods, depending on the Advisor's assessment of market conditions, which could result in lower returns and loss of market opportunity. Debt securities and money market instruments include shares of money market mutual funds, commercial paper, certificates of deposit, bankers' acceptances, U.S. government securities, repurchase agreements and bonds that are rated BBB or higher. While a Fund is in a defensive position, the opportunity to achieve its investment objective will be limited. Furthermore, to the extent a Fund invests in money market mutual funds, the Fund would bear its pro rata portion of each such money market fund's advisory fees and operational expenses.

Each Domestic Equity Fund's, Sector Fund's, International Equity Fund's, Fixed Income Fund's, and the Real Estate Fund's and U.S. Government Money Market Fund's investment policy to invest at least 80% of its net assets in a particular type of investment or security is a non-fundamental policy that can be changed by the Fund upon 60 days' prior notice to shareholders. To the extent a Fund's investments in derivatives are included within its 80% investment policy, such derivatives generally will be valued at their notional value for purposes of calculating the Fund's compliance with the 80% investment requirement.

Domestic Equity Funds, International Equity Funds, Specialty Funds (except for the Real Estate Fund), and Fixed Income Funds (except for the High Yield Strategy Fund and Inverse High Yield Strategy Fund). In managing the Funds, the Advisor uses a "passive" investment strategy to manage each Fund's portfolio, meaning that the Advisor does not attempt to select securities based on their individual potential to perform better than the market. The Advisor's primary objective for the Funds is to match or correlate as closely as possible with the performance of each

Fund's underlying index or other benchmark. The Advisor uses quantitative analysis techniques to structure each Fund to obtain the highest correlation to its particular benchmark. The Advisor monitors each Fund on an ongoing basis, and makes adjustments to its portfolio, as necessary, to minimize tracking error and to maximize liquidity.

The following Funds — Monthly Rebalance NASDAQ-100[®] 2x Strategy Fund, Mid-Cap 1.5x Strategy Fund, Nova Fund, Russell 2000[®] 1.5x Strategy Fund, Europe 1.25x Strategy Fund, Japan 2x Strategy Fund, Emerging Markets 2x Strategy Fund, Inverse Emerging Markets 2x Strategy Fund, Government Long Bond 1.2x Strategy Fund, Strengthening Dollar 2x Strategy Fund, and Weakening Dollar 2x Strategy Fund – are invested to achieve returns that exceed the returns of the indices underlying their benchmarks. These leveraged returns are achieved not by borrowing, but by the use of futures contracts and options on securities, futures contracts, and securities indices, and other instruments that simulate leveraged returns without requiring a commitment of cash in excess of the Fund's assets. For the Inverse Mid-Cap Strategy Fund, Inverse NASDAQ-100[®] Strategy Fund, Inverse Russell 2000[®] Strategy Fund, Inverse S&P 500[®] Strategy Fund, Inverse Emerging Markets 2x Strategy Fund, Weakening Dollar 2x Strategy Fund, and Inverse Government Long Bond Strategy Fund, the Advisor uses short selling techniques to produce returns that move inversely to the performance of their respective underlying indices.

The Funds pursuing leveraged, leveraged inverse, and inverse investment strategies may be appropriate for investors who believe that over the long-term, the value of the Funds' respective underlying indexes or reference asset or market will increase or decrease, and that by investing with the objective of achieving a multiple of the index's daily return, a multiple of the inverse of the index's daily return, or the inverse of the index's daily return, the Funds will achieve superior results over time. Investors should understand that each Fund that seeks a multiple of or multiple of the inverse of the daily performance of an underlying index or reference asset or market is expected to experience greater daily volatility than a conventional index fund. For example, if a Fund seeks to double the daily performance of the index underlying its benchmark, it should have twice the daily volatility of a conventional index fund. This increases the potential risk of loss. Due to the effects of compounding and leverage, in periods of increased market volatility, it is possible a Fund may sustain investment losses when the performance of the Fund's underlying index is flat and even when the benchmark's performance is improving.

The Funds also may be appropriate for investors who use an investment strategy that relies on frequent buying, selling, or exchanging among stock mutual funds, since the Funds do not limit how often an investor may exchange among Funds. In addition, the Funds do not impose any transaction fees when investors exchange shares. In addition, certain of the Funds, as specified in this Prospectus, provide multiple opportunities for investors to capitalize on market trends and to capture market momentum with intra-day Fund share pricing and trading. Dynamic asset allocators also may utilize intra-day trading as a defensive strategy to react to market movements before investments are adversely affected.

The Funds are not suitable for all investors. The Funds should be utilized only by investors who (a) understand the risks associated with the use of leverage, (b) understand the consequences of seeking daily leveraged investment results (and in the case of the Monthly Rebalance NASDAQ-100[®] 2x Strategy Fund, Europe 1.25x Strategy Fund and Japan 2x Strategy Fund, leveraged investment results over greater periods of time), (c) understand the risks of shorting, and (d) intend to actively monitor and manage their investments. Investors who do not meet these criteria should not buy shares of the Funds. An investment in the Funds is not a complete investment program.

Monthly Rebalance NASDAQ-100[®] 2x Strategy Fund. As used in this Prospectus, the term "calendar month" or "monthly" refers to the period from the close of the markets on the last business day of a given calendar month until the close of the markets on the last business day of the subsequent calendar month. The Advisor uses quantitative analysis techniques to structure the Fund to obtain the highest correlation to its benchmark. While the Advisor generally does not engage in temporary defensive investing, the Advisor may invest in certain instruments designed to protect the value of the Fund in the event of an extreme intra-month movement in the value of the underlying index. The Advisor monitors the Fund on an ongoing basis, and makes adjustments to its portfolio on the last trading day of each calendar month, as necessary, to minimize tracking error and to maximize liquidity.

The Advisor pursues the Fund's investment objective by regularly utilizing leveraged instruments, such as futures contracts and options on securities, futures contracts, and securities indices.

Sector and Real Estate Funds. In managing the Sector Funds and the Real Estate Fund, the Advisor's objective is to develop a liquid portfolio of stocks that effectively represents a particular economic segment of the market. Because appropriate published indices are not available for many of the Sector Funds and the Real Estate Fund, the Advisor

has developed its own quantitative and qualitative methodology to construct each Fund's portfolio. The Advisor first identifies the investment universe for each sector using sector and industry-level classifications used by widely recognized industry classification system providers such as Bloomberg Industry Classification System, Global Industry Classification Standard (GICS) and Barclays Global Classification Scheme. The Advisor then employs quantitative and qualitative screens based on price, liquidity, and tradability standards and stocks are weighted using a proprietary modified capitalization weighting methodology. The resulting portfolio is weighted to meet IRS diversification standards and to seek to generate returns reflective of that sector. The Advisor monitors the efficacy of this methodology, and makes periodic changes in the composition of the Sector and Real Estate Funds to seek to ensure that each Fund remains a valid representation of its sector.

High Yield Strategy and Inverse High Yield Strategy Funds. The Advisor's primary objective for the High Yield Strategy Fund and Inverse High Yield Strategy Fund is to correlate with the performance of the high yield bond market. The Advisor seeks to create portfolios that will correlate highly with the performance of the high yield bond market by investing in credit default swaps, bond futures and other financial instruments that have risk and return characteristics similar to a portfolio of high yield securities. A high yield bond is a bond that is rated below investment grade. Generally, high yield bonds are those bonds rated BB+ and lower by Standard & Poor's Rating Service or Ba1 and lower by Moody's Investors Service, Inc. Investors are subject to credit risk when investing in high yield bonds as issuers of the debt may be unable to make their interest and principal payments. High yield bonds typically pay higher yields because they tend to have a higher risk of defaulting than investment grade bonds. Investors also are subject to interest rate risk when investing in high yield bonds as fixed income securities will generally decrease when interest rates rise. However, the prices of high yield bonds may not necessarily move inversely with changes in interest rates due to changes in credit risk and/or other risks. The Funds will primarily invest in credit default swaps to gain exposure similar to the high yield bond market. The High Yield Strategy Fund will generally be a seller of credit protection and the Inverse High Yield Strategy Fund will generally be a buyer of credit protection. To manage interest rate risk, the Funds invest in bond futures. The High Yield Strategy Fund will typically buy bond futures, whereas the Inverse High Yield Strategy Fund will typically sell bond futures short. Additionally, the Advisor evaluates the relative liquidity of underlying securities to determine the optimal mix of assets for each Fund.

Emerging Markets Bond Strategy Fund. The Advisor's primary objective for the Fund is to correlate, before fees and expenses, with the performance of the emerging markets bond market as defined by the Advisor. The emerging markets bond market consists of countries included in the Standard & Poor's Emerging Broad Market Index (BMI), as well as countries that are not high-income OECD (Organization for Economic Co-operation and Development) members as defined by the World Bank, and other emerging markets countries as determined by the Advisor. The S&P Emerging BMI captures all companies domiciled in the emerging markets within the S&P Global BMI with a float-adjusted market capitalization of at least \$100 million and a minimum annual trading liquidity of \$50 million. Those countries currently are Czech Republic, Hungary, Poland, Russia, Turkey, China, India, Indonesia, Malaysia, Philippines, Taiwan, Thailand, Brazil, Chile, Colombia, Mexico, Peru, Egypt, Morocco, South Africa, United Arab Emirates, Qatar, and Greece. High-income OECD members currently are Australia, Austria, Belgium, Canada, Chile, Czech Republic, Denmark, Estonia, Finland, France, Germany, Greece, Hungary, Iceland, Ireland, Italy, Israel, Japan, Korea Republic, Luxembourg, Netherlands, New Zealand, Norway, Poland, Portugal, Slovak Republic, Slovenia, Spain, Sweden, Switzerland, United Kingdom, and United States. The Advisor seeks to create a portfolio that will correlate highly with the performance of the emerging markets bond market by investing in emerging markets credit default swaps, U.S. Treasury futures, and bonds that in combination have risk and return characteristics similar to a portfolio of emerging markets bonds. The Fund will primarily invest in credit default swaps to gain credit exposure similar to the emerging markets bond market. To manage interest rate risk, the Fund invests in U.S. Treasury futures. The bonds in which the Fund invests generally will have an average duration of 4-10 years.

To manage the Fund's cash holdings, the Fund may invest in a variety of fixed income instruments. The Advisor evaluates the relative liquidity of underlying securities to determine the optimal mix of assets for the Fund.

Securities Lending. The Funds participate in a securities lending program (the "Securities Lending Program") offered by U.S. Bank National Association ("U.S. Bank") pursuant to the terms of a securities lending agreement entered into between the Trust and U.S. Bank. Securities lending involves the risk that a Fund may lose money because the borrower of the Fund's loaned securities fails to return the securities in a timely manner or at all. As a result, a Fund could lose money if it experiences a delay in recovering the loaned securities or if it is ultimately unable to recover the securities. Although each Fund receives collateral (often in the form of repurchase agreements) based on the value of the loaned securities and indemnifications from its lending agent, a Fund could still lose money if the value of the collateral declines, including the value of any investments made with cash collateral, or if the lending agent fails to perform

its obligations under its lending agreement with the Fund. A Fund's securities lending activities could also trigger adverse tax consequences for the Fund and affect the amount, timing and character of distributions to shareholders. For example, if a Fund loans its securities, the Fund and its investors may lose the ability to treat certain Fund distributions associated with those activities as qualified dividend income.

IMPORTANT INFORMATION REGARDING FUNDS THAT SEEK LEVERAGED AND INVERSE INVESTMENT RESULTS

The Mid-Cap 1.5x Strategy Fund, Russell 2000[®] 1.5x Strategy Fund, Nova Fund, Emerging Markets 2x Strategy Fund, Strengthening Dollar 2x Strategy Fund and Government Long Bond 1.2x Strategy Fund (the "Daily Leveraged Funds") seek daily leveraged investment results. The Monthly Rebalance NASDAQ-100[®] 2x Strategy Fund seeks leveraged investment results on a calendar month basis (the "Monthly Leveraged Fund"). The Europe 1.25x Strategy Fund and Japan 2x Strategy Fund also seek leveraged investment results (the "Leveraged Funds"). The Inverse Emerging Markets 2x Strategy Fund and Weakening Dollar 2x Strategy Fund (the "Leveraged Inverse Funds") seek to provide leveraged investment results that match or correlate to the opposite of the performance of a specific benchmark on a daily basis. The Inverse NASDAQ-100[®] Strategy Fund, Inverse S&P 500[®] Strategy Fund, Inverse Mid-Cap Strategy Fund, Inverse Russell 2000[®] Strategy Fund, and Inverse Government Long Bond Strategy Fund (the "Daily Inverse Funds") seek to provide investment results that match or correlate to the opposite of the performance of a specific benchmark on a daily basis. The Inverse High Yield Strategy Fund seeks to provide investment results that inversely correlate to the performance of the high yield bond market (the "Inverse Fund"). The Daily Leveraged Funds, Monthly Leveraged Fund, Leveraged Funds, Leveraged Inverse Funds, Daily Inverse Funds and the Inverse Fund may be referred to collectively as the "Funds."

As discussed in each Fund's Summary section, the Funds' performance is subject to the effects of compounding and leverage, which are discussed in more detail below.

UNDERSTANDING COMPOUNDING & THE EFFECT OF LEVERAGE

It is important to understand the effects of compounding when investing in any mutual fund, especially funds that use leverage as part of their investment strategy. The effect of leverage on a fund that rebalances on a daily or monthly basis will generally cause the fund's performance to not match or correlate to the performance of the fund's benchmark over a period of time greater than one day or different than a full calendar month, as applicable. As a result, the use of leverage could cause the performance of a fund to be less than or greater than the performance of the index underlying the fund's benchmark multiplied by the amount of leverage employed, before accounting for fees and expenses. The following simple examples provide an illustration:

Example A: Assume you invest \$100 in Fund A, a typical index fund that seeks to match the performance of its underlying index. If the index increases 10% on day one, the value of your shares in Fund A would be expected to increase \$10 (10% of \$100) to \$110. The next day, if the index decreases 10%, the value of your shares in Fund A would be expected to decrease \$11 (10% of \$110) to \$99.

Example B: Assume you invested \$100 in Fund B, a fund that seeks to return 200% of the performance of its underlying index. If the index increases 10% on day one, the value of your shares in Fund B would be expected to increase \$20 (20% of \$100) to \$120. The next day, if the index decreases 10%, the value of your shares in Fund B would be expected to decrease \$24 (20% of \$120) to \$96.

Because of the effect of compounding, in each case the value of your investment declined even though the index went up 10% on day one and down 10% on day two. However, the effect of compounding was more pronounced when combined with leverage (Example B).

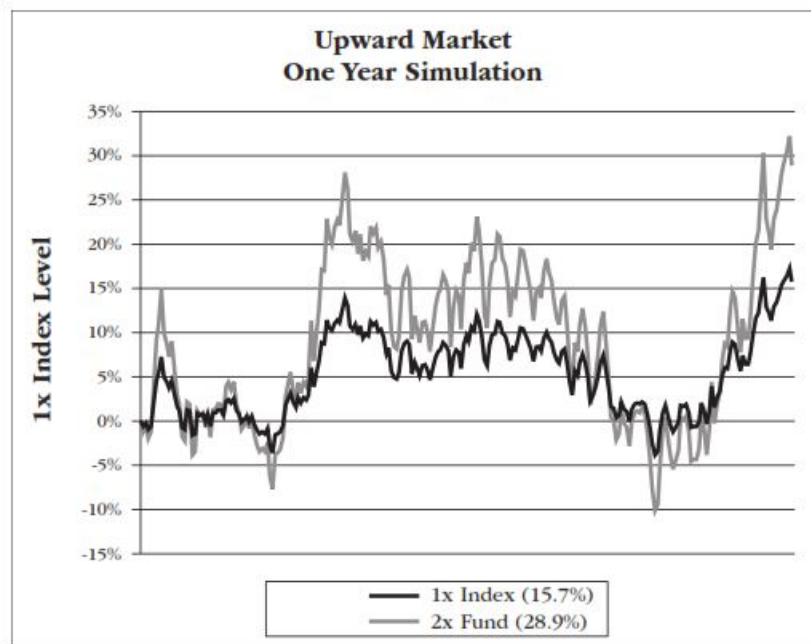
The examples demonstrate that over time, the cumulative percentage increase or decrease in the NAV of a fund may diverge significantly from the cumulative percentage increase or decrease in the multiple of the return of the index underlying a fund's benchmark due to the compounding effect of losses and gains on the returns of the fund. It also is expected that a fund's use of consistently applied leverage will cause the fund to underperform the compounded return of twice its benchmark in a trendless or flat market.

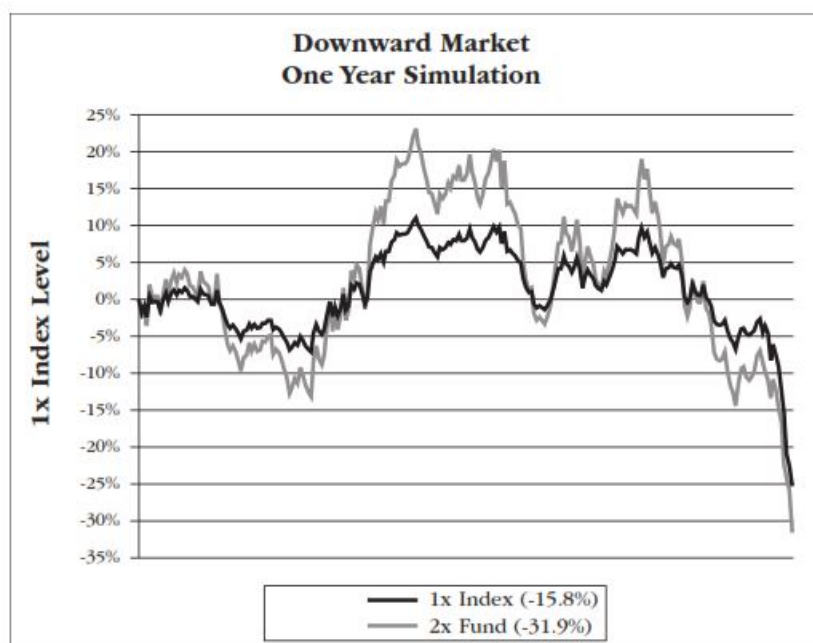
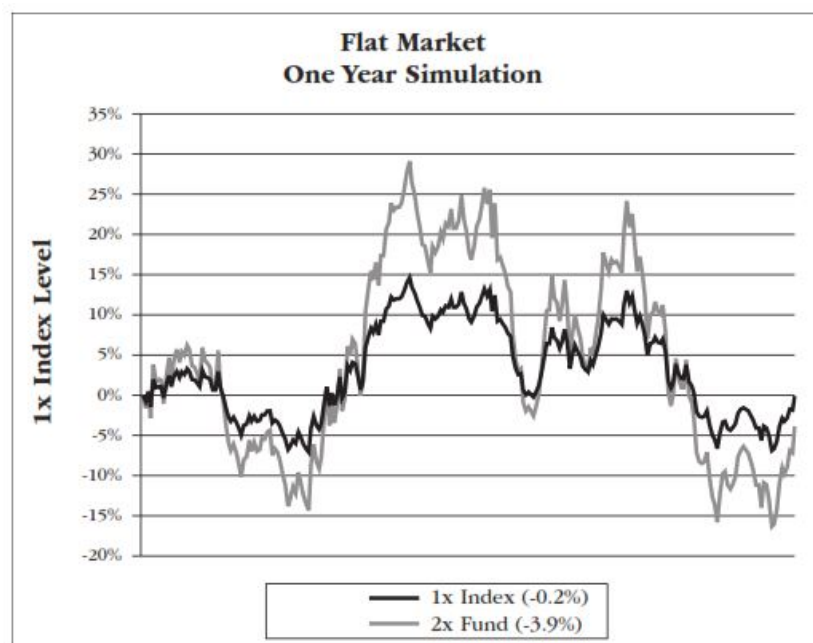
The following graphs further illustrate the effect of leverage on fund performance in comparison to the performance of the fund's underlying index in three different markets. Each of the three graphs shows a simulated hypothetical of the one-year performance of an index compared with the performance of a fund that perfectly achieves its

investment objective of exactly twice (200%) the daily index returns and exactly twice (200%) the calendar month index returns.

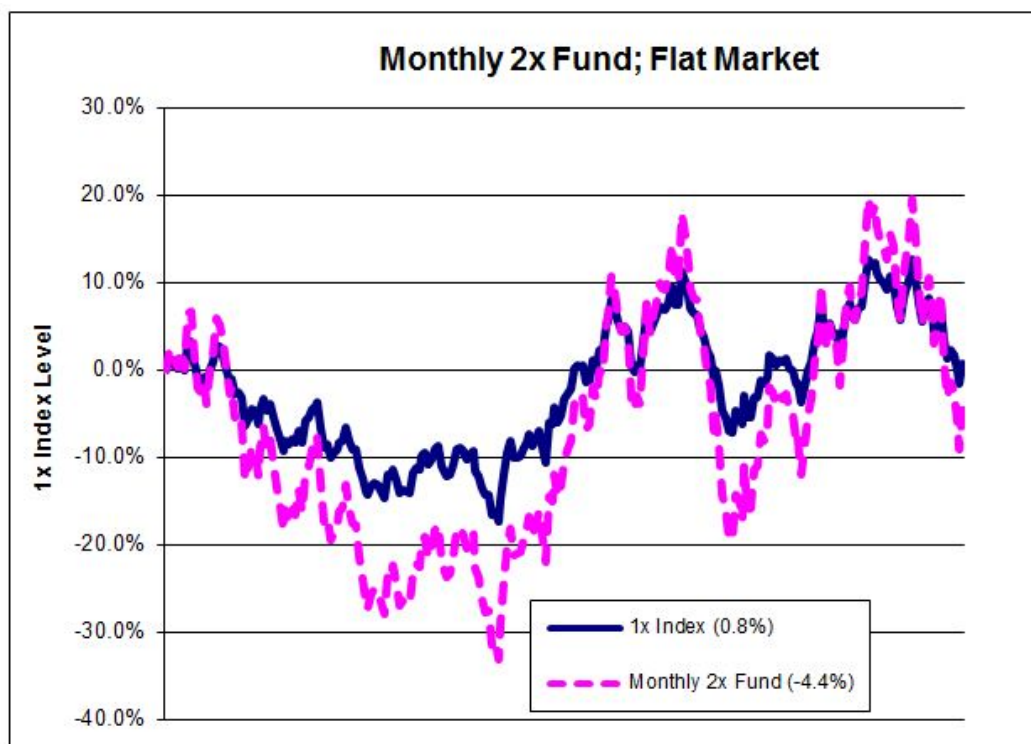
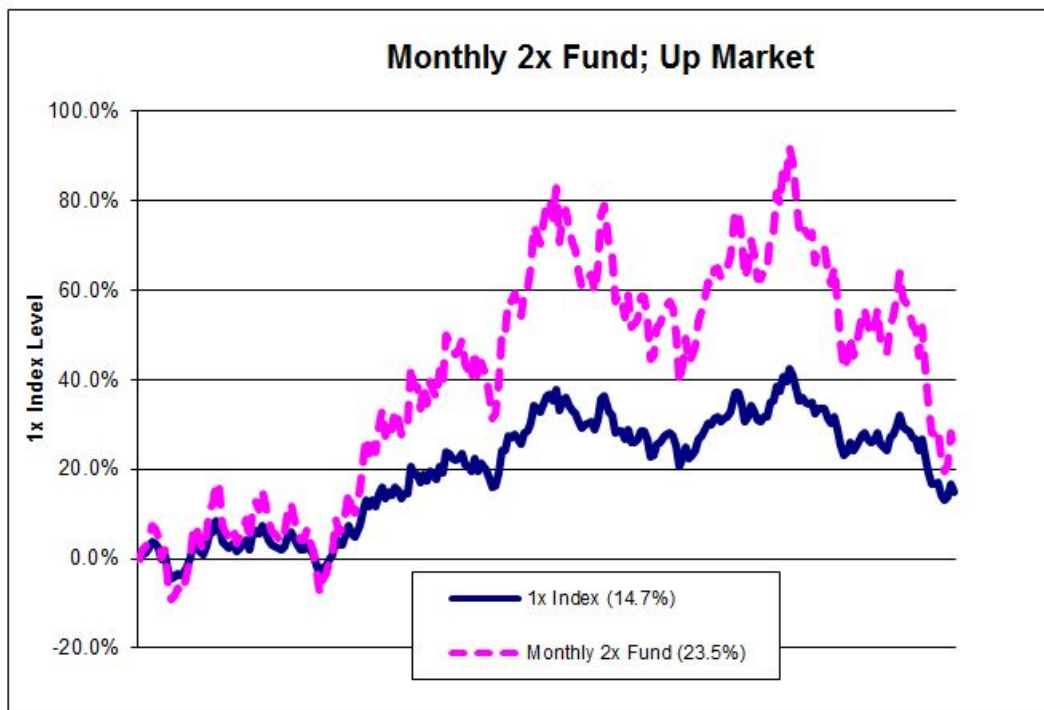
In order to isolate the effect of leverage, the hypothetical graphs assume: (i) no tracking error (see "Tracking Error Risk" under "Descriptions of Principal Risks"); (ii) no dividends paid by the companies included in the underlying index; (iii) no expenses; and (iv) borrowing and/or lending rates (required to obtain leverage) of zero percent. If tracking error, fund expenses, and borrowing and lending rates of greater than zero percent were included in the graphs, the fund's performance would be lower than that shown below. Each of the graphs also assumes an index volatility of 20%. An index's volatility is a statistical measure of the magnitude of the fluctuations in the returns of an index. For example, the annualized historical volatility rate for the five-year period ended June 30, 2020 of the S&P 500[®] Index is 14.76%. The S&P 500[®] Index's volatility may be more or less significant at any given time. The indices underlying the Funds' benchmarks have different historical volatilities, which may be more or less significant than the index volatilities assumed in the graphs below. The annualized historical volatility for the five-year period ended June 30, 2020 of the other indices underlying the Funds' benchmarks is as follows: BNY Mellon Emerging Markets 50 ADR Index 19.82%; NASDAQ-100 Index[®] 16.99%; Nikkei 225 Stock Average Index 14.56%; Russell 2000[®] Index 20.27%; S&P MidCap 400[®] Index 18.58%; STOXX Europe 50[®] Index 15.31%; and U.S. Dollar Index[®] 5.61%. **The hypothetical graphs are meant to demonstrate the effects of leverage only and are in no way indicative of the actual performance of any of the Funds.**

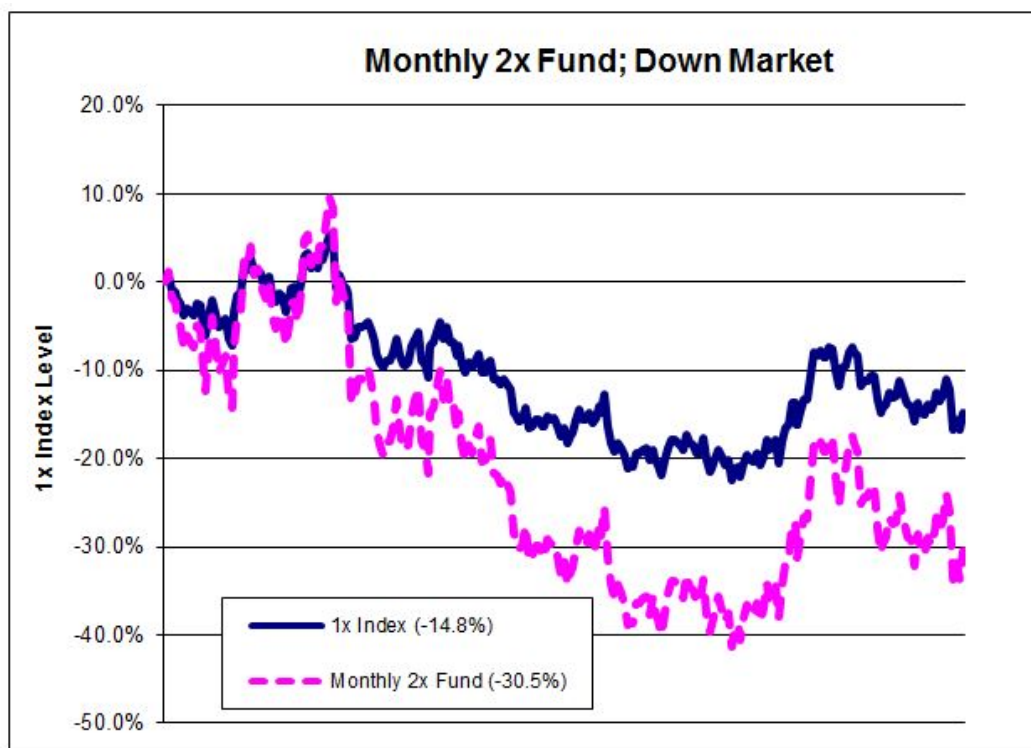
Twice (200%) Daily Index Returns





Twice (200%) Calendar Month Index Returns





Intra-Month Investment Volatility. The effect of leverage on a fund that rebalances on a calendar month basis will generally cause the fund's performance to not match or correlate to the performance of the fund's benchmark over a period of time longer than a full calendar month. The fund's performance also will not match or correlate to the performance of the fund's benchmark over a period of time shorter than a full calendar month if the fund is purchased on a day other than the last business day of the previous calendar month. As a result, an investor who purchases shares of the Fund on a day other than the last business day of the previous calendar month will generally receive more, or less, than 200% exposure to the Fund's underlying index, depending on the performance of the underlying index for the remainder of that calendar month. If the underlying index moves in a positive direction, an investor in the Fund would receive exposure to the underlying index less than 200%. Conversely, if the underlying index moves in a negative direction, an investor in the Fund would receive exposure to the underlying index greater than 200%. Calendar month rebalancing may compromise the Fund's performance if the underlying index experiences significant volatility during a month. The table below demonstrates how intra-month movements in the underlying index would affect the underlying index exposure of an investor who purchases shares of the Fund on a day other than the last business day of a calendar month.

Intra-month Change in Index Level Since Previous Month End																	
	-40%	-35%	-30%	-25%	-20%	-15%	-10%	-5%	0%	5%	10%	15%	20%	25%	30%	35%	40%
Leverage	600%	433%	350%	300%	267%	243%	225%	211%	200%	191%	183%	177%	171%	167%	163%	159%	156%

MARKET VOLATILITY.

Each Daily Leveraged Fund, Monthly Leveraged Fund and Leveraged Inverse Fund seeks to provide a return that is a multiple of the daily or monthly performance of its underlying index. **No Daily Leveraged Fund, Monthly Leveraged Fund or Leveraged Inverse Fund attempts to, and no Daily Leveraged Fund, Monthly Leveraged Fund or Leveraged Inverse Fund should be expected to, provide returns that are a multiple of the return of the underlying index for periods other than a single day or full calendar month, as applicable.** Each Daily Leveraged Fund and Leveraged Inverse Fund rebalances its portfolio on a daily basis, increasing exposure in response to that day's gains or reducing exposure in response to that day's losses.

The Monthly Leveraged Fund rebalances its portfolio on a calendar monthly basis, increasing exposure in response to that month's gains or reducing exposure in response to that month's losses. Investors should understand the consequences of holding daily and monthly rebalanced funds for periods longer than a single day or month, respectively, and should actively manage and monitor their investments, as frequently as daily.

Daily rebalancing will impair a Daily Leveraged Fund's or Leveraged Inverse Fund's performance if the benchmark experiences volatility. For instance, a hypothetical 2x daily leveraged fund would be expected to lose -3.9% (as shown in Table 1 below) if its benchmark provided no return over a one-year period during which its benchmark experienced annualized volatility of 20%. If the benchmark's annualized volatility were to rise to 40%, the hypothetical loss for a one-year period for a 2x daily leveraged fund widens to approximately -14.8% while the loss for a 2x inverse fund rises to -38.0%. **At higher ranges of volatility, there is a chance of a near complete loss of fund value even if the benchmark is flat.** For instance, if annualized volatility of the benchmark is 90%, a 2x leveraged inverse fund targeted to the same benchmark would be expected to lose more than 90% of its value even if the cumulative benchmark return for the year was 0%. An index's volatility rate is a statistical measure of the magnitude of fluctuations in the returns of an index.

Table 1

Benchmark Annualized Volatility Range	Hypothetical 2x Leveraged Fund Loss	Hypothetical 2x Inverse Fund Loss
10%	-1.0%	-2.9%
20%	-3.9%	-11.3%
30%	-8.6%	-23.6%
40%	-14.8%	-38.0%
50%	-22.2%	-52.7%
60%	-30.4%	-66.0%
70%	-39.1%	-77.1%
80%	-47.5%	-85.3%
90%	-56.2%	-91.3%
100%	-64.0%	-95.1%

Monthly rebalancing will impair the Monthly Leveraged Fund's performance if the benchmark experiences volatility. For instance, a hypothetical 2x monthly leveraged fund would be expected to lose -3.5% (as shown in Table 1 below) if its benchmark provided no return over a one-year period during which its benchmark experienced annualized volatility of 20%. If the benchmark's annualized volatility were to rise to 40%, the hypothetical loss for a one-year period for a 2x monthly leveraged fund widens to approximately -13.5%. **At higher ranges of volatility, there is a chance of a near complete loss of fund value even if the benchmark is flat.** An index's volatility rate is a statistical measure of the magnitude of fluctuations in the returns of an index.

Table 2

Benchmark Annualized Volatility Range	Hypothetical Monthly 2x Leveraged Fund Loss
10%	-0.9%
20%	-3.5%
30%	-7.6%
40%	-13.5%
50%	-20.2%
60%	-28.7%
70%	-37.0%
80%	-47.0%
90%	-56.9%
100%	-66.2%

Table 1 and Table 2 show the hypothetical loss for a one-year period, assuming the above annualized volatility range for a hypothetical benchmark that provided no return over the one-year period. The hypothetical loss was determined based upon 100,000 simulations performed with randomly generated daily returns normally distributed around 0%.

The return values shown represent the mean leveraged final return for all samples with an unleveraged final return between -1% and +1%.

Table 3 shows the range of annualized volatility for the indices to which the Daily Leveraged Funds, Monthly Leveraged Fund and Leveraged Inverse Funds are benchmarked for the five-year period ended June 30, 2020. In historical terms, volatility ranges during this period were extremely high. The indices to which the Funds are benchmarked have historical volatility rates over that period ranging from 5.61% to 20.27%. Since market volatility has negative implications for funds that rebalance daily and monthly, investors should be sure to monitor and manage their investments in the Daily Leveraged Funds, Monthly Leveraged Fund and Leveraged Inverse Funds in volatile markets. The negative implications of volatility in Table 1 and Table 2 can be combined with the recent volatility ranges of various indices in Table 3 to give investors some sense of the risks of holding the Daily Leveraged Funds, Monthly Leveraged Fund and Leveraged Inverse Funds for long periods. These tables are intended to simply underscore the fact that the Daily Leveraged Funds, Monthly Leveraged Fund and Leveraged Inverse Funds are designed for investors who (a) understand the risks associated with the use of leverage, (b) understand the consequences of seeking daily leveraged investment results, (c) understand the risks of shorting and (d) intend to actively monitor and manage their investments. They are not intended to be used by, and are not appropriate for, investors who do not intend to actively monitor and manage their portfolios.

Table 3

Index	Annualized Historical Volatility for the Five-Year Period Ended June 30, 2020
BNY Mellon Emerging Markets 50 ADR Index	19.82%
NASDAQ-100 Index [®]	16.99%
Nikkei 225 Stock Average Index	14.56%
Russell 2000 [®] Index	20.27%
S&P 500 [®] Index	14.76%
S&P MidCap 400 [®] Index	18.58%
STOXX Europe 50 [®] Index	15.31%
U.S. Dollar Index [®]	5.61%

A PRECAUTIONARY NOTE TO INVESTORS REGARDING DRAMATIC INDEX MOVEMENT. Each Daily Leveraged Fund seeks daily exposure to its underlying index equal to or in excess of 120% of its net assets while each Leveraged Inverse Fund seeks daily exposure to its underlying index equal to -200% of its net assets. The Monthly Leveraged Fund seeks calendar monthly leveraged exposure to its underlying index equal to 200% of its net assets. As a consequence, for each Daily Leveraged Fund and the Monthly Leveraged Fund, the risk of total loss of your investment exists in the event of a decline in the value of the underlying index of a Daily Leveraged Fund or the Monthly Leveraged Fund and for each Leveraged Inverse Fund the risk of total loss exists in the event of a gain in the value of the underlying index of a Leveraged Inverse Fund. Due to the effects of compounding and leverage, in periods of increased market volatility, it also is possible that a Daily Leveraged Fund, Leveraged Inverse Fund or Monthly Leveraged Fund may sustain investment losses when the performance of its underlying index is flat and even when the benchmark's performance is improving. In short, the risk of total loss of your investment exists.

THE PROJECTED RETURNS OF LEVERAGED FUNDS FOR SHARES HELD LONGER THAN A FULL TRADING DAY. The Daily Leveraged Funds and Leveraged Inverse Funds seek daily leveraged investment results, which should not be equated with seeking a leveraged goal for longer than a day. For instance, if a Daily Leveraged Fund's underlying index gains 10% for a week, the Daily Leveraged Fund's shares should not be expected to provide a return of 20% for the week even if it meets its daily target throughout the week. This is true because of the fund expenses set forth in the prospectus, but also because the pursuit of daily goals may result in daily leveraged compounding, which means that the return of an index over a period of time greater than one day multiplied by a Daily Leveraged Fund's or Leveraged Inverse Fund's daily target or inverse daily target (e.g., 200% or -200%) will not generally equal a Daily Leveraged Fund's or Leveraged Inverse Fund's performance over that same period.

The following charts set out a range of hypothetical daily performances during a given 10 trading days of an index and demonstrate how changes in the index affect a Daily Leveraged Fund's and Leveraged Inverse Fund's performance

for a trading day and cumulatively up to, and including, the entire 10 trading day period. The charts are based on a hypothetical \$100 investment in a Daily Leveraged Fund and Leveraged Inverse Fund over a 10 trading day period and do not reflect expenses of any kind.

TABLE 1: NO CLEAR TREND IN THE MARKET

	Index			2x Daily Leveraged Fund			2x Leveraged Inverse Fund		
	Value	Daily Performance	Cumulative Value	NAV	Daily Performance	Cumulative Performance	NAV	Daily Performance	Cumulative Performance
	100			\$100.00			\$100.00		
Day 1	105	5.00%	5.00%	\$110.00	10.00%	10.00%	\$90.00	-10.00%	-10.00%
Day 2	110	4.76%	10.00%	\$120.48	9.52%	20.48%	\$81.43	-9.52%	-18.57%
Day 3	100	-9.09%	0.00%	\$98.57	-18.18%	-1.43%	\$96.23	18.18%	-3.77%
Day 4	90	-10.00%	-10.00%	\$78.86	-20.00%	-21.14%	\$115.48	20.00%	15.48%
Day 5	85	-5.56%	-15.00%	\$70.10	-11.11%	-29.90%	\$128.31	11.11%	28.31%
Day 6	100	17.65%	0.00%	\$94.83	35.29%	-5.17%	\$83.03	-35.29%	-16.97%
Day 7	95	-5.00%	-5.00%	\$85.35	-10.00%	-14.65%	\$91.33	10.00%	-8.67%
Day 8	100	5.26%	0.00%	\$94.34	10.53%	-5.66%	\$81.71	-10.53%	-18.29%
Day 9	105	5.00%	5.00%	\$103.77	10.00%	3.77%	\$73.54	-10.00%	-26.46%
Day 10	100	-4.76%	0.00%	\$93.89	-9.52%	-6.11%	\$80.55	9.52%	-19.45%

The cumulative performance of the index in Table 1 is 0% for 10 trading days. The hypothetical return of the Daily Leveraged Fund for the 10 trading day period is -6.11%, while the hypothetical return of the Leveraged Inverse Fund is -19.45%. The volatility of the benchmark performance and lack of clear trend results in performance for each Daily Leveraged Fund and Leveraged Inverse Fund for the period which bears little relationship to the performance of the Funds' underlying index for the 10 trading day period.

TABLE 2: CLEAR TREND THAT MARKET RISES

	Index			2x Daily Leveraged Fund			2x Leveraged Inverse Fund		
	Value	Daily Performance	Cumulative Value	NAV	Daily Performance	Cumulative Performance	NAV	Daily Performance	Cumulative Performance
	100			\$100.00			\$100.00		
Day 1	102	2.00%	2.00%	\$104.00	4.00%	4.00%	\$96.00	-4.00%	-4.00%
Day 2	104	1.96%	4.00%	\$108.08	3.92%	8.08%	\$92.24	-3.92%	-7.76%
Day 3	106	1.92%	6.00%	\$112.24	3.85%	12.24%	\$88.69	-3.85%	-11.31%
Day 4	108	1.89%	8.00%	\$116.47	3.77%	16.47%	\$85.34	-3.77%	-14.66%
Day 5	110	1.85%	10.00%	\$120.78	3.70%	20.78%	\$82.18	-3.70%	-17.82%
Day 6	112	1.82%	12.00%	\$125.18	3.64%	25.18%	\$79.19	-3.64%	-20.81%
Day 7	114	1.79%	14.00%	\$129.65	3.57%	29.65%	\$76.36	-3.57%	-23.64%
Day 8	116	1.75%	16.00%	\$134.20	3.51%	34.20%	\$73.68	-3.51%	-26.32%
Day 9	118	1.72%	18.00%	\$138.82	3.45%	38.82%	\$71.14	-3.45%	-28.86%
Day 10	120	1.69%	20.00%	\$143.53	3.39%	43.53%	\$68.73	-3.39%	-31.27%

The cumulative performance of the index in Table 2 is 20% for 10 trading days. The hypothetical return of the Daily Leveraged Fund for the 10 trading day period is 43.53%, while the hypothetical return of the Leveraged Inverse Fund is -31.27%. The hypothetical return of the Daily Leveraged Fund is 218% of the index return for the 10 trading day period while the hypothetical return of the Leveraged Inverse Fund is -156% of the index return for the period. In this case, because of the positive index trend, the Daily Leveraged Fund gain is greater than 200% of the index gain and the Leveraged Inverse Fund decline is less than -200% of the index gain for the 10 trading day period.

TABLE 3: CLEAR TREND THAT MARKET DECLINES

	Index			2x Daily Leveraged Fund			2x Leveraged Inverse Fund		
	Value	Daily Performance	Cumulative Value	NAV	Daily Performance	Cumulative Performance	NAV	Daily Performance	Cumulative Performance
	100			\$100.00			\$100.00		
Day 1	98	-2.00%	-2.00%	\$96.00	-4.00%	-4.00%	\$104.00	4.00%	4.00%
Day 2	96	-2.04%	-4.00%	\$92.08	-4.08%	-7.92%	\$108.24	4.08%	8.24%
Day 3	94	-2.08%	-6.00%	\$88.24	-4.17%	-11.76%	\$112.76	4.17%	12.76%
Day 4	92	-2.13%	-8.00%	\$84.49	-4.26%	-15.51%	\$117.55	4.26%	17.55%
Day 5	90	-2.17%	-10.00%	\$80.82	-4.35%	-19.18%	\$122.66	4.35%	22.66%
Day 6	88	-2.22%	-12.00%	\$77.22	-4.44%	-22.78%	\$128.12	4.44%	28.12%
Day 7	86	-2.27%	-14.00%	\$73.71	-4.55%	-26.29%	\$133.94	4.55%	33.94%
Day 8	84	-2.33%	-16.00%	\$70.29	-4.65%	-29.71%	\$140.17	4.65%	40.17%
Day 9	82	-2.38%	-18.00%	\$66.94	-4.76%	-33.06%	\$146.84	4.76%	46.84%
Day 10	80	-2.44%	-20.00%	\$63.67	-4.88%	-36.33%	\$154.01	4.88%	54.01%

The cumulative performance of the index in Table 3 is -20% for 10 trading days. The hypothetical return of the Daily Leveraged Fund for the 10 trading day period is -36.33%, while the hypothetical return of the Leveraged Inverse Fund is 54.01%. The hypothetical return of the Daily Leveraged Fund is 182% of the index return for the 10 trading day period, while the hypothetical return of the Leveraged Inverse Fund is -270% of the index return for the period. In this case, because of the negative index trend, the Daily Leveraged Fund decline is less than 200% of the index decline and the Leveraged Inverse Fund gain is greater than 200% of the index decline for the 10 trading day period.

THE PROJECTED RETURNS OF MONTHLY LEVERAGED FUNDS FOR SHARES HELD LONGER THAN A FULL TRADING MONTH

The Monthly Leveraged Fund seeks calendar monthly leveraged investment results, which should not be equated with seeking a leveraged goal for a period different than a full calendar month. For instance, if the Monthly Leveraged Fund's underlying index gains 10% for a quarter, the Monthly Leveraged Fund's shares should not be expected to provide a return of 20% for the quarter even if it meets its target each calendar month. This is true because of the Fund expenses set forth in the prospectus, but also because the pursuit of monthly goals may result in monthly leveraged compounding, which means that the return of the underlying index over a period of time different than a calendar month multiplied by the Monthly Leveraged Fund's monthly target (e.g., 200%) will not generally equal the Monthly Leveraged Fund's performance over that same period.

The following charts set out a range of hypothetical monthly performances during a given ten-month trading period of an index and demonstrate how changes in the index affect a 2x monthly leveraged fund's performance for a trading month and cumulatively up to, and including, the entire ten-month trading period. The charts are based on a hypothetical \$100 investment in the fund over a ten-month trading period and do not reflect expenses of any kind. If they did, the performance shown would be lower.

TABLE 1: NO CLEAR TREND IN THE MARKET

	Index			2x Monthly Leveraged Fund		
	Value	Monthly Performance	Cumulative Value	NAV	Monthly Performance	Cumulative Performance
	100			\$100.00		
Month 1	105	5.00%	5.00%	\$110.00	10.00%	10.00%
Month 2	110	4.76%	10.00%	\$120.48	9.52%	20.48%
Month 3	100	-9.09%	0.00%	\$98.57	-18.18%	-1.43%
Month 4	90	-10.00%	-10.00%	\$78.86	-20.00%	-21.14%
Month 5	85	-5.56%	-15.00%	\$70.10	-11.11%	-29.90%
Month 6	100	17.65%	0.00%	\$94.83	35.29%	-5.17%
Month 7	95	-5.00%	-5.00%	\$85.35	-10.00%	-14.65%
Month 8	100	5.26%	0.00%	\$94.34	10.53%	-5.66%
Month 9	105	5.00%	5.00%	\$103.77	10.00%	3.77%
Month 10	100	-4.76%	0.00%	\$93.89	-9.52%	-6.11%

The cumulative performance of the index in Table 1 is 0% for the ten-month trading period. The hypothetical return of the fund for the ten-month trading period is -6.11%. The volatility of the index performance and lack of clear trend results in performance for the fund for the period which bears little relationship to the performance of the fund's index for the ten-month trading period.

TABLE 2: CLEAR TREND THAT MARKET RISES

	Index			2x Monthly Leveraged Fund		
	Value	Monthly Performance	Cumulative Value	NAV	Monthly Performance	Cumulative Performance
	100			\$100.00		
Month 1	102	2.00%	2.00%	\$104.00	4.00%	4.00%
Month 2	104	1.96%	4.00%	\$108.08	3.92%	8.08%
Month 3	106	1.92%	6.00%	\$112.24	3.85%	12.24%
Month 4	108	1.89%	8.00%	\$116.47	3.77%	16.47%
Month 5	110	1.85%	10.00%	\$120.78	3.70%	20.78%
Month 6	112	1.82%	12.00%	\$125.18	3.64%	25.18%
Month 7	114	1.79%	14.00%	\$129.65	3.57%	29.65%
Month 8	116	1.75%	16.00%	\$134.20	3.51%	34.20%
Month 9	118	1.72%	18.00%	\$138.82	3.45%	38.82%
Month 10	120	1.69%	20.00%	\$143.53	3.39%	43.53%

The cumulative performance of the index in Table 2 is 20% for the ten-month trading period. The hypothetical return of the fund for the ten-month trading period is 43.53%. The hypothetical return of the fund is 218% of the index return for the ten-month trading period. In this case, because of the positive index trend, the fund gain is greater than 200% of the index gain for the ten-month trading period.

TABLE 3: CLEAR TREND THAT MARKET DECLINES

	Index			2x Monthly Leveraged Fund		
	Value	Monthly Performance	Cumulative Value	NAV	Monthly Performance	Cumulative Performance
	100			\$100.00		
Month 1	98	-2.00%	-2.00%	\$96.00	-4.00%	-4.00%
Month 2	96	-2.04%	-4.00%	\$92.08	-4.08%	-7.92%
Month 3	94	-2.08%	-6.00%	\$88.24	-4.17%	-11.76%
Month 4	92	-2.13%	-8.00%	\$84.49	-4.26%	-15.51%
Month 5	90	-2.17%	-10.00%	\$80.82	-4.35%	-19.18%
Month 6	88	-2.22%	-12.00%	\$77.22	-4.44%	-22.78%
Month 7	86	-2.27%	-14.00%	\$73.71	-4.55%	-26.29%
Month 8	84	-2.33%	-16.00%	\$70.29	-4.65%	-29.71%
Month 9	82	-2.38%	-18.00%	\$66.94	-4.76%	-33.06%
Month 10	80	-2.44%	-20.00%	\$63.67	-4.88%	-36.33%

The cumulative performance of the index in Table 3 is -20% for the ten-month trading period. The hypothetical return of the fund for the ten-month trading period is -36.33%. The hypothetical return of the fund is 182% of the index return for the ten-month trading period. In this case, because of the negative index trend, the fund decline is less than 200% of the index decline for the ten-month trading period.

PRINCIPAL INVESTMENT RISKS

The following section provides additional information regarding the principal risks summarized under "Principal Risks" in the Fund Summaries. The risks below may not be applicable to each Fund. Please consult each Fund's Fund Summary to determine which risks are applicable to that Fund.

Investors should be aware that in light of the current uncertainty, volatility and distress in economies, financial markets, and labor and health conditions over the world, the risks below are heightened significantly compared to normal conditions and therefore subject a Fund's investments and a shareholder's investment in a Fund to sudden and substantial losses. The fact that a particular risk below is not specifically identified as being heightened under current conditions does not mean that the risk is not greater than under normal conditions.

ASSET-BACKED AND MORTGAGE-BACKED SECURITIES RISK—The Fund may invest in asset-backed securities, including mortgage-backed securities and structured investment vehicles ("SIVs"), which are legal entities that are sponsored by banks, broker-dealers or other financial firms specifically created for the purpose of issuing particular securities or instruments. As an investor, the Fund will receive payments that are part interest and part return of principal. These payments may vary based on the rate at which borrowers pay off their loans. When a borrower, such as a homeowner with respect to mortgage-backed securities, makes a prepayment, the Fund receives a larger portion of its principal investment back, which means that there will be a decrease in monthly interest payments. An underlying pool of assets, principally automobile and credit card receivables, boat loans, computer leases, airplane leases, mobile home loans, recreational vehicle loans and hospital account receivables may back asset-backed securities in which the Fund may invest. The Fund may invest in or have exposure to these and other types of asset-backed securities that may be developed in the future. The pool provides the interest and principal payments to investors. Asset-backed securities may provide the Fund with a less effective security interest in the related collateral than do mortgage-related securities, and thus it is possible that recovery on repossessed collateral might be unavailable or inadequate to support payments on these securities. Some mortgage-backed securities and SIVs may be leveraged or have structures that make their reaction to interest rates and other factors difficult to predict, making their prices very volatile.

Home mortgage loans are typically grouped together into "pools" by banks and other lending institutions, and interests in these pools are then sold to investors, allowing the bank or other lending institution to have more money available to loan to home buyers. When homeowners make interest and principal payments, these payments are passed on to the investors in the pool. Some of these pools are guaranteed by U.S. government agencies or by government sponsored private corporations—familiarily called "Ginnie Mae," "Fannie Mae" and "Freddie Mac."

The underlying assets (i.e., loans) are subject to prepayments, which can shorten the securities' weighted average life and may lower their return. The value of these securities also may change because of actual or perceived changes in the creditworthiness of the originator, the servicing agent, the financial institution providing credit support, or swap counterparty. These securities are subject to high degrees of credit, valuation and liquidity risks.

Investments in asset-backed securities may be subject to many of the same risks that are applicable to investments in securities generally, including currency risk, geographic emphasis risk, high yield and unrated securities risk, leverage risk, prepayment and extension risk and regulatory risk. Asset-backed securities are particularly subject to interest rate and credit risks. Asset-backed securities also are subject to liquidity and valuation risk and, therefore, may be difficult to value accurately or sell at an advantageous time or price and involve greater transaction costs and wider bid/ask spreads than certain other instruments.

Mortgage-backed securities are particularly sensitive to changes in interest rates. Rising interest rates tend to extend the duration of fixed-rate mortgage-backed securities. As a result, a rising interest rate environment can cause the prices of mortgage-backed securities to be increasingly volatile, which may adversely affect the Fund's holdings of mortgage-backed securities. In light of the current and historically low interest rate environment, the Fund's investments in these securities may be subject to heightened interest rate risk. In addition, in general, a decline of housing values and other economic developments (such as a rise in unemployment rates or a slowdown in the overall economy) may cause delinquencies or non-payment in mortgages (particularly sub-prime and non-prime mortgages) underlying mortgage-backed securities, which would likely adversely impact the ability of the issuer to make principal and/or interest payments timely or at all to holders of mortgage-backed securities and negatively affect the Fund's investments in such mortgage-backed securities. These risks applicable to both asset-backed and mortgage-backed securities are elevated given the current distressed economic, market, health and labor conditions, notably, increased levels of unemployment, delays and delinquencies in payments of mortgage and rent obligations, and uncertainty regarding the effects and extent of government intervention with respect to mortgage payments and other economic matters.

BANK OBLIGATIONS RISK—The Fund's investments in bank obligations may expose it to adverse developments in or related to the banking industry. The activities of U.S. and most foreign banks are subject to comprehensive regulations, which, in the case of U.S. regulations, have undergone substantial changes in the past decade. The enactment of new legislation or regulations, as well as changes in interpretation and enforcement of current laws, may affect the manner of operations and profitability of domestic and foreign banks. Banks may be particularly susceptible to certain economic factors, such as interest rate changes and adverse developments in the real estate markets. Fiscal and monetary policy and general economic cycles can affect the availability and cost of funds, loan demand and asset quality and thereby impact the earnings and financial conditions of banks. Obligations of foreign banks, including Yankee obligations, are subject to the same risks that pertain to domestic issuers, notably credit risk and market risk, but also are subject to certain additional risks such as adverse foreign political and economic developments, the extent and quality of foreign government regulation of the financial markets and institutions, foreign withholding taxes and other sovereign action such as nationalization or expropriation.

CAPITALIZATION SECURITIES RISK—The Fund's investments may be composed primarily of, or have significant exposure to, securities in a particular capitalization range, e.g., large, mid or small-cap securities. As a result, the Fund may be subject to the risk that the predominate capitalization range represented in the Fund's portfolio may underperform other segments of the equity market or the equity market as a whole. If the Fund has net short exposure to the components in its portfolio or underlying index or other benchmark it is subject to the risk that the predominate capitalization range represented in the Fund's portfolio or underlying index or benchmark may outperform other segments of the equity market or the equity market as a whole. In addition, in comparison to securities of companies with larger capitalizations, securities of small and medium-capitalization companies may experience more price volatility, greater spreads between their bid and ask prices, significantly lower trading volumes, and cyclical or static growth prospects. Small and medium-capitalization companies often have limited product lines, markets or financial resources, and may therefore be more vulnerable to adverse developments than larger capitalization companies. These securities may or may not pay dividends.

CLO RISK—A CLO is a trust typically collateralized by a pool of loans, which may include, among others, domestic and foreign senior secured loans, senior unsecured loans, and subordinate corporate loans, including loans that may be rated below investment grade or equivalent unrated loans. The cash flows from the trust are split into two or more portions, called tranches, varying in risk and yield. The riskiest portion is the "equity" tranche which bears the bulk

of defaults from the bonds or loans in the trust and serves to protect the other, more senior tranches from default in all but the most severe circumstances. Because it is partially protected from defaults, a senior tranche from a CLO trust typically has higher ratings and lower yields than its underlying securities, and can be rated investment grade. Despite the protection from the equity tranche, CLO tranches can experience substantial losses due to actual defaults, increased sensitivity to defaults due to collateral default and disappearance of protecting tranches, market anticipation of defaults, as well as aversion to CLO securities as a class. The risks of an investment in a CLO depend largely on the type of the collateral securities and the class of the CLO in which the Fund invests. Normally, CLOs are privately offered and sold, and thus, are not registered under the securities laws. As a result, investments in CLOs may be characterized by the Fund as illiquid securities. However, an active dealer market may exist for CLOs allowing a CLO to qualify under the Rule 144A "safe harbor" from the registration requirements of the Securities Act of 1933 for resales of certain securities to qualified institutional buyers.

COMPOUNDING RISK—In addition to the correlation risks described under "Correlation Risk," the Fund's returns are subject to the effects of compounding, which generally will cause the Fund's performance to not correlate to the performance of the Fund's benchmark over periods greater than a single day (and in the case of the Monthly Rebalance NASDAQ-100® 2x Strategy Fund, a full calendar month), before accounting for fees and fund expenses. Compounded returns are the result of reinvesting daily returns over periods greater than a single day (and in the case of the Monthly Rebalance NASDAQ-100® 2x Strategy Fund, monthly returns over periods greater than a full calendar month). The Fund's compounded returns for periods greater than a single day (or full calendar month) will be different than the performance of the benchmark over the same period. The effects of compounding on the performance of the Fund will be more pronounced when the underlying index or reference asset experiences increased volatility, the greater the leverage employed in the Fund, and over longer holding periods.

Compounding affects the performance of all investments over time, but has a more significant effect on a leveraged index fund because the magnified changes in performance produced by the use of leverage lead to greater increases and decreases in the fund's daily returns (or monthly returns) which are then compounded over time. The effects of compounding, therefore, have a more significant effect on the Fund because it seeks to match a multiple or inverse multiple of the performance of the Fund's underlying index or reference asset on a daily basis (or in the case of the Monthly Rebalance NASDAQ-100 2x Strategy Fund, on a calendar month basis).

CORRELATION RISK—A number of factors may affect the Fund's ability to achieve a high degree of correlation with its benchmark, and there can be no guarantee that the Fund will achieve a high degree of correlation. Failure to achieve a high degree of correlation may prevent the Fund from achieving its investment objective. A number of factors may adversely affect the Fund's correlation with its benchmark, including fees, expenses, transaction costs, costs and risks associated with the use of leveraged investment techniques, income items, accounting standards and disruptions or illiquidity in the markets for the securities or financial instruments in which the Fund invests. The Fund may not have investment exposure to all of the securities in its underlying index or reference asset or the Fund's weighting of investment exposure to such securities or industries may be different from that of its underlying index or reference asset. In addition, the Fund may invest in securities or financial instruments not included in its underlying index or reference asset. The Fund may be subject to large movements of assets into and out of the Fund, potentially resulting in the Fund being over- or under-exposed to its benchmark. If the Fund seeks to meet its investment objective on a daily or calendar month basis, activities surrounding annual index reconstitutions and other index rebalancing or reconstitution events carried out on a particular day or day(s) also may hinder the Fund's ability to meet its daily investment objective on that day or calendar month leveraged investment objective in any given month, as applicable.

COUNTERPARTY CREDIT RISK—The Fund may invest in financial instruments involving counterparties for the purpose of attempting to gain exposure to a particular group of securities, index or asset class without actually purchasing those securities or investments, or to hedge a position. Such financial instruments may include, among others, total return, index, and interest rate swap agreements. The Fund may use short-term counterparty agreements to exchange the returns (or differentials in rates of return) earned or realized in particular predetermined investments or instruments. The use of swap agreements and similar instruments involves risks that are different from those associated with ordinary portfolio securities transactions. For example, the Fund bears the risk of loss of the amount expected to be received under a swap agreement in the event of the default or bankruptcy of a swap agreement counterparty. If a counterparty defaults on its payment obligations to the Fund, the risk of which is particularly acute under current conditions, the default will likely cause the value of your investment in the Fund to decrease. The Fund may experience significant delays in obtaining any recovery in a bankruptcy or other reorganization proceeding and the Fund may obtain only limited recovery or may obtain no recovery in such circumstances. The Fund seeks to mitigate

risks by generally requiring that the counterparties for the Fund agree to post collateral for the benefit of the Fund, marked to market daily, in an amount approximately equal to the amount the counterparty owes the Fund, subject to certain minimum thresholds. To the extent any such collateral is insufficient or there are delays in accessing the collateral, the Fund will be exposed to the risks described above. The Fund also generally structures agreements with counterparties to permit either party to terminate the contract without penalty prior to the termination date.

The Fund may enter into swap agreements with a limited number of counterparties, which may increase the Fund's exposure to counterparty credit risk. The Fund, however, will not enter into any agreement with a counterparty unless the Advisor believes that such counterparty is creditworthy. The Advisor considers factors such as counterparty credit ratings and financial statements, among others, when determining whether a counterparty is creditworthy. The Advisor regularly monitors the creditworthiness of each counterparty with which the Fund transacts. The counterparties with which the Fund transacts generally are major, global financial institutions. To the extent the Fund's financial instrument counterparties are concentrated in the financial services sector, the Fund bears the risk that those counterparties may be adversely affected by legislative or regulatory changes, adverse market conditions (such as the current conditions), increased competition, and/or wide scale credit losses resulting from financial difficulties or borrowers affecting that economic sector. Listed futures contracts can be traded on futures exchanges without material counterparty credit.

Although the counterparty to a centrally cleared swap agreement and/or exchange-traded futures contract is often backed by a futures commission merchant ("FCM") or clearing organization that is further backed by a group of financial institutions, there may be instances in which the FCM or the clearing organization could fail to perform its obligations, causing significant losses to the Fund. For example, the Fund could lose margin payments it has deposited with a clearing organization as well as any gains owed but not paid to the Fund, if the clearing organization becomes insolvent or otherwise fails to perform its obligations. Under current Commodity Futures Trading Commission (the "CFTC") regulations, a FCM maintains customers' assets in a bulk segregated account. If a FCM fails to do so, or is unable to satisfy a substantial deficit in a customer account, its other customers may be subject to risk of loss of their funds in the event of that FCM's bankruptcy. In that event, in the case of futures and options on futures, the FCM's customers are entitled to recover, even in respect of property specifically traceable to them, only a proportional share of all property available for distribution to all of that FCM's customers. Certain swap agreements also may be considered to be illiquid.

CREDIT RISK—It is possible that some issuers of fixed-income securities will not make payments on debt securities and derivatives held by the Fund or there could be defaults on repurchase agreements held by the Fund. This risk may be especially acute with respect to high yield securities (*i.e.*, "junk bonds"), whose issuers are particularly susceptible to fail to meet repayment obligations principal under current conditions. Also, an issuer may suffer adverse changes in its financial condition or be adversely affected by economic, political or social conditions that could lower the credit quality (or the market's perception of the credit quality) of a security, leading to greater volatility in the price of the security and in shares of the Fund. A change in the credit quality rating of a security can affect its liquidity and make it more difficult for the Fund to sell. Although credit quality may not accurately reflect the true credit risk of a security, a change in the credit quality rating of a security or an issuer can have a rapid, adverse effect on the instrument's liquidity and make it more difficult for the Fund to sell at an advantageous price or time. The risk of the occurrence of these types of events is especially heightened under current conditions. Any applicable limitation on the credit quality of a security in which the Fund may invest is applied at the time the Fund purchases the security.

Credit quality is a measure of the issuer's expected ability to make all required interest and principal payments in a timely manner. An issuer with the highest credit rating has a very strong capacity with respect to making all payments. An issuer with the second highest credit rating has a strong capacity to make all payments, but the degree of safety is somewhat less. An issuer with the lowest credit quality rating may be in default or have extremely poor prospects of making timely payment of interest and principal. See Appendix A of the SAI for a more complete discussion of the meaning of the different credit quality ratings. Investment grade securities are fixed-income securities that have been determined by a nationally recognized statistical rating organization to have a medium to high probability of being paid (although there is always a risk of default), or which, if unrated, have been determined by the Advisor to be of comparable quality. Investment grade securities are designated BBB, A, AA or AAA by S&P Global Ratings, Fitch Investors Service, Inc. and Dominion Bond Rating Service Ltd., and Baa, A, Aa or Aaa by Moody's Investors Service, Inc., or have been determined by the Advisor to be of comparable quality. If nationally recognized statistical rating organizations assign different ratings to the same security, the Fund will use the higher rating for purposes of determining the security's credit quality.

The Advisor's credit analysis considers factors such as an issuer's debt service coverage (*i.e.*, its ability to make interest payments on its debt), the issuer's cash flow, general economic factors and market conditions, and global market conditions.

The bank loans and corporate debt securities in which the Fund may invest are generally rated lower than investment grade credit quality, *e.g.*, rated lower than "Baa" by Moody's Investors Service, Inc. or "BBB" by S&P Global Ratings, or have been issued by issuers who have issued other debt securities which, if rated, would be rated lower than investment grade credit quality. Bridge loans in which the Fund may invest are generally unrated although the borrowers and their loans typically would be rated below investment grade. Investment decisions will be based largely on the credit risk analysis performed by the Advisor and not on rating agency evaluations. This credit risk analysis may be difficult to perform. Information about a syndicated bank loan and its issuer generally is not available in the public domain. Many issuers have not issued securities to the public and are not subject to reporting requirements under federal securities laws and generally little public information exists about these companies. Generally, however, issuers are required to provide financial information to lenders, and information may be available from other loan participants or agents that originate or administer syndicated bank loans.

CURRENCY RISK—The Fund's direct and indirect exposure to foreign currencies subjects the Fund to the risk that those currencies will decline in value relative to the U.S. dollar or, in the case of short positions, that the U.S. dollar will decline in value relative to the currency being hedged, which would cause a decline in the U.S. value of the holdings of the Fund. Similarly, the Strengthening Dollar 2x Strategy Fund's exposure to the U.S. Dollar Index[®] subjects the Fund to the risk that foreign currencies will appreciate in value relative to the U.S. dollar. Conversely, the Weakening Dollar 2x Strategy Fund's exposure to the U.S. Dollar Index[®] subjects the Fund to the risk that foreign currencies will depreciate in value relative to the U.S. dollar. To the extent the U.S. Dollar Index[®] is heavily weighted in a particular currency, the Strengthening Dollar 2x Strategy Fund and Weakening Dollar 2x Strategy Fund will necessarily have concentrated exposures to that same currency. Currently, the Euro is the most heavily weighted of the six foreign currencies represented by the U.S. Dollar Index[®] at approximately 58%. Currency rates in foreign countries may fluctuate significantly over short periods of time for a number of reasons, including changes in sovereign debt levels and trade deficits; domestic and foreign inflation and interest rates and investors' expectations concerning those rates; currency exchange rates; investment and trading activities of other funds, including hedge funds and currency funds; and global or regional political, economic or financial events and situations and the imposition of currency controls or other political developments in the U.S. or abroad. The Fund may incur transaction costs in connection with conversions between various currencies. The Fund may, but is not obligated to and in the case of the International Equity Funds does not intend to, engage in currency hedging transactions. Currency hedging transactions generally involve buying currency forward, options or futures contracts. Not all currency risk may be effectively hedged, and in some cases the costs of hedging techniques may outweigh expected benefits. Currency hedging strategies also may reduce the potential returns of the Fund. In such instances, the value of securities denominated in foreign currencies can change significantly when foreign currencies strengthen or weaken relative to the U.S. dollar.

The Europe 1.25x Strategy Fund will have direct and indirect exposure to the euro, which has recently experienced increased volatility. The increased volatility in the price of the euro, which has fluctuated widely over the past several years, is due, in part, to concern over the sovereign debt levels of certain European Union (EU) members and the potential effect of this debt on EU members' participation in the European Monetary Union and the value of the euro. If such volatility persists, the euro may not maintain its current purchasing power in the future. A decline in the price of the euro may adversely affect the Fund's performance.

CYBER SECURITY, MARKET DISRUPTION AND OPERATIONAL RISK—As in other parts of the economy, the Fund and its service providers, as well as exchanges and market participants through or with which the Fund trades and other infrastructures and services on which the Fund or its service providers rely, are susceptible to ongoing risks related to cyber incidents and the risks associated with financial, economic, health, labor and other global market developments and disruptions. Cyber incidents, which can be perpetrated by a variety of means, may result in actual or potential adverse consequences for critical information and communications technology, systems and networks that are vital to the operations of the Fund or its service providers. A cyber incident or sudden market disruption could adversely impact the Fund, its service providers or its shareholders by, among other things, interfering with the processing of shareholder transactions or other operational functionality, impacting the Fund's ability to calculate its NAV or other data, causing the release of private or confidential information, impeding trading, causing reputational damage, and subjecting the Fund to fines, penalties or financial losses or otherwise adversely affecting the operations,

systems and activities of the Fund, its service providers and market intermediaries. These types of adverse consequences also could result from other operational disruptions or failures arising from, for example, processing errors, human errors, and other technological issues. In each case, the Fund's ability to calculate its NAV correctly, in a timely manner or process trades or Fund or shareholder transactions may be adversely affected, including over a potentially extended period. The Fund and its service providers may directly bear these risks and related costs.

The Fund and its service providers are currently impacted by quarantines and similar measures being enacted by governments in response to COVID-19, which are obstructing the regular functioning of business workforces (including requiring employees to work from external locations and their homes). Accordingly, the risks described above are heightened under current conditions.

DEPOSITARY RECEIPT RISK—The Fund may hold the securities of non-U.S. companies in the form of ADRs. ADRs are negotiable certificates issued by a U.S. financial institution that represent a specified number of shares in a foreign stock and trade on a U.S. national securities exchange, such as the NYSE. The Fund will primarily invest in sponsored ADRs, which are issued with the support of the issuer of the foreign stock underlying the ADRs and which carry all of the rights of common shares, including voting rights. The underlying securities of the ADRs in the Fund's portfolio are usually denominated or quoted in currencies other than the U.S. dollar. As a result, changes in foreign currency exchange rates may affect the value of the Fund's portfolio. Generally, when the U.S. dollar rises in value against a foreign currency, a security denominated in that currency loses value because the currency is worth fewer U.S. dollars. In addition, because the securities underlying ADRs trade on foreign exchanges at times when the U.S. markets are not open for trading, the value of those securities may change materially at times when the U.S. markets are not open for trading, regardless of whether there is an active U.S. market for shares of the Fund. Investments in the underlying foreign securities may involve risks not typically associated with investing in U.S. companies. Foreign securities markets generally have less trading volume and less liquidity than U.S. markets, and prices in some foreign markets can be, and currently are, extremely volatile due to increased risks of adverse issuer, political, regulatory, market, social, or economic developments. Many foreign countries lack accounting and disclosure standards comparable to those that apply to U.S. companies, and it may be more difficult to obtain reliable information regarding a foreign issuer's financial condition and operations. In addition, transaction costs and costs associated with custody services are generally higher for foreign securities than they are for U.S. securities.

DERIVATIVES RISK—The Fund may invest a percentage of its assets in derivatives, such as swaps, futures contracts and options contracts and other instruments described in the Fund's principal investment strategies, to pursue its investment objective and to create economic leverage in the Fund, to enhance total return, to seek to hedge against fluctuations in securities prices, interest rates, currency rates, etc., to change the effective duration of the Fund's portfolio, to manage certain investment risks, and/or as a substitute for the purchase or sale of securities or currencies. The use of such derivatives may expose the Fund to risks in addition to and greater than those associated with investing directly in the securities underlying those derivatives, including risks relating to leverage, imperfect correlations with underlying investments or the Fund's other portfolio holdings, high price volatility, lack of availability, counterparty credit, liquidity, valuation and legal restrictions. If the Advisor is incorrect about its expectations of market conditions, the use of derivatives also could result in a loss, which in some cases may be unlimited. Use of derivatives also may cause the Fund to be subject to additional regulations, which may generate additional Fund expenses. These practices also entail transactional expenses. Certain risks are specific to the types of derivatives in which the Fund invests.

As an investment company registered with the SEC, the Fund must segregate liquid assets or engage in other measures to "cover" open positions with respect to certain kinds of derivatives and short sales. In the case of futures contracts that do not cash settle, for example, the Fund must set aside liquid assets equal to the full notional value of the contracts (less any amounts the Fund has posted as margin) while the positions are open. With respect to futures contracts that do cash settle or are physically deliverable but are not held during the delivery period, however, the Fund is permitted to set aside liquid assets in an amount equal to the Fund's daily marked-to-market net obligations under the contracts (less any amounts the Fund has posted as margin), if any, rather than their full notional value.

The Fund may enter into swap agreements that would calculate the obligations of the parties to the agreement on a "net basis." Consequently, the Fund's current obligations (or rights) under a swap agreement will generally be equal only to the net amount to be paid or received under the agreement based on the relative values of the positions held by each party to the agreement (the "net amount"). The Fund's current obligations under a swap agreement will be accrued daily (offset against any amounts owed to the Fund) and any accrued but unpaid net amounts owed to a swap counterparty will be covered by the segregation or "earmarking" of assets determined to be liquid.

The Fund's obligations under a credit default swap agreement will be accrued daily (offset against any amounts owing to the Fund). In connection with credit default swaps in which the Fund is the buyer of credit protection, the Fund will segregate or " earmark " cash or assets determined to be liquid, or enter into certain offsetting positions, with a value at least equal to the Fund's exposure (any accrued but unpaid net amounts owed by the Fund to any counterparty), on a marked-to-market basis. In connection with credit default swaps in which the Fund is the seller of credit protection, the Fund will segregate or " earmark " cash or assets determined to be liquid, or enter into offsetting positions, with a value at least equal to the full notional amount of the swap (minus any amounts owed to the Fund). Such segregation or " earmarking " seeks to ensure that the Fund has assets available to satisfy its obligations with respect to the transaction and will limit any potential leveraging of the Fund's portfolio. However, such segregation or " earmarking " will not limit the Fund's exposure to loss.

The Fund reserves the right to modify its asset segregation policies in the future to comply with any changes in the positions from time to time articulated by the SEC or its staff regarding asset segregation. By segregating or " earmarking " assets equal to only its net obligations under cash-settled instruments, the Fund will have the ability to employ leverage to a greater extent than if the Fund were required to segregate assets equal to the full notional amount of the instruments. The Fund may incur losses on derivatives and other leveraged investments (including the entire amount of the Fund's investment in such investments) even if they are covered.

The Advisor has claimed an exclusion from the definition of commodity pool operator ("CPO") pursuant to CFTC Regulation 4.5 with respect to the following Funds: the S&P 500[®] Fund, Russell 2000[®] Fund, NASDAQ-100[®] Fund, Dow Jones Industrial Average[®] Fund, S&P 500[®] Pure Growth Fund, S&P 500[®] Pure Value Fund, S&P MidCap 400[®] Pure Growth Fund, S&P MidCap 400[®] Pure Value Fund, S&P SmallCap 600[®] Pure Growth Fund, S&P SmallCap 600[®] Pure Value Fund, each Sector Fund, the Real Estate Fund, Government Long Bond 1.2x Strategy Fund, Inverse Government Long Bond Strategy Fund, and U.S. Government Money Market Fund. Accordingly, none of the Funds nor the Advisor (with respect to any of the Funds) is subject to registration as a commodity pool or CPO, respectively, under the Commodity Exchange Act (the "CEA") or regulation by the CFTC. To remain eligible for the exclusion, each Fund will be limited in its ability to use financial instruments subject to regulation by the CFTC. In the event that each Fund's investments in such financial instruments are not within the thresholds set forth in the exclusion, the Advisor may be required to register as a CPO under the CEA with respect to the Fund. The Advisor's eligibility to claim the exclusion with respect to a Fund will be based upon, among other things, the level and scope of the Fund's investment in financial instruments subject to regulation by the CFTC, the purposes of such investments, and the manner in which the Fund holds out its use of commodity interests. A Fund's ability to invest in such financial instruments is limited by the Advisor's intention to operate the Fund in a manner that would permit the Advisor to continue to claim the exclusion pursuant to CFTC Regulation 4.5, which may adversely affect the Fund's total return. In the event the Advisor becomes unable to rely on the exclusion and is required to register with the CFTC as a CPO with respect to a Fund, the Fund's expenses may increase, adversely affecting the Fund's total return.

The Advisor is not eligible to claim the exclusion from registration with the CFTC with respect to the following Funds: the Nova Fund, Inverse S&P 500[®] Strategy Fund, Monthly Rebalance NASDAQ-100[®] 2x Strategy Fund, Inverse NASDAQ-100[®] Strategy Fund, Mid-Cap 1.5x Strategy Fund, Inverse Mid-Cap Strategy Fund, Russell 2000[®] 1.5x Strategy Fund, Inverse Russell 2000[®] Strategy Fund, each International Equity Fund, the Strengthening Dollar 2x Strategy Fund, Weakening Dollar 2x Strategy Fund, High Yield Strategy Fund, Inverse High Yield Strategy Fund, and Emerging Markets Bond Strategy Fund. As a result, the Advisor has registered with the CFTC as a CPO with respect to each of the Funds, which are considered commodity pools under the CEA. In compliance with the CEA and certain CFTC regulations, the Advisor and the Funds are required to make certain disclosures, report to the CFTC certain information about both the Advisor and the Funds, and maintain such disclosures. The Funds also are subject to CFTC requirements related to processing derivatives transactions and tracking exposure levels to certain commodities. Compliance with certain of these requirements may adversely affect the Funds' ability to obtain exposure to certain commodity interests and the commodities markets generally.

The SEC is reviewing its current guidance concerning the use of derivatives by registered investment companies, such as the Fund, and may issue new guidance in the future. It is not clear whether or when such new guidance will be published or what the content of such guidance may be, though the SEC has proposed a new rule related to certain aspects of derivatives use. As of the date of this Prospectus, whether and when this proposed rule will be adopted and its potential effects on the Fund are unclear. The regulation of commodity and derivatives transactions in the United States is a rapidly changing area of law and is subject to ongoing modification by government, self-regulatory

and judicial action. The effect of any future regulatory change on the Fund is impossible to predict, but could be substantial and adverse to the Fund.

SWAP AGREEMENTS RISK—Swap agreements are contracts entered into primarily by institutional investors for periods ranging from one day to more than one year and may be negotiated bilaterally and traded OTC between two parties or, in some instances, must be transacted through a futures commission merchant and cleared through a clearinghouse that serves as a central counterparty. In a standard swap transaction, two parties agree to exchange the returns (or differentials in rates of return) earned or realized on particular predetermined investments or instruments. The Fund may enter into swap agreements, including but not limited to total return swaps, index swaps, interest rate swaps and credit default swaps. The Fund may utilize swap agreements in an attempt to gain exposure to certain securities without purchasing those securities which is speculative, or to hedge a position. Risks associated with the use of swap agreements are different from those associated with ordinary portfolio securities transactions, due to the fact they could be considered illiquid and many swaps currently trade on the OTC market. Swaps are particularly subject to counterparty credit, correlation, valuation, liquidity and leveraging risks.

Certain standardized swaps are subject to mandatory central clearing. Central clearing is expected to reduce counterparty credit risk and increase liquidity, but central clearing does not make swap transactions risk-free. The Dodd-Frank Wall Street Reform and Consumer Protection Act and related regulatory developments will ultimately require the clearing and exchange-trading of many OTC derivative instruments that the CFTC and SEC recently defined as "swaps." Mandatory exchange-trading and clearing will occur on a phased-in basis based on the type of market participant and CFTC approval of contracts for central clearing. The Advisor will continue to monitor developments in this area, particularly to the extent regulatory changes affect the Fund's ability to enter into swap agreements.

CREDIT DEFAULT SWAP RISK—The High Yield Strategy Fund, Inverse High Yield Strategy Fund and Emerging Markets Bond Strategy Fund may each enter into credit default swap agreements. A credit default swap agreement is an agreement between two parties: a buyer of credit protection and a seller of credit protection. The Fund may be either the buyer of credit protection against a designated event of default, restructuring or other credit related event (each a "Credit Event") or the seller of credit protection in a credit default swap. The buyer of credit protection in a credit default swap agreement is obligated to pay the seller a periodic stream of payments over the term of the swap agreement. If no Credit Event occurs, the seller of credit protection will have received a fixed rate of income throughout the term of the swap agreement. If a Credit Event occurs, the seller of credit protection must pay the buyer of credit protection the full notional value of the reference obligation either through physical settlement or cash settlement. If no Credit Event occurs, the buyer of credit protection will have made a series of periodic payments through the term of the swap agreement. However, if a Credit Event occurs, the buyer of credit protection will receive the full notional value of the reference obligation either through physical settlement or cash settlement from the seller of credit protection. A credit default swap may involve greater risks than if the Fund invested directly in the underlying reference obligations. For example, a credit default swap may increase the Fund's credit risk because it has exposure to both the issuer of the underlying reference obligation and the counterparty to the credit default swap. In addition, credit default swap agreements may be difficult to value depending on whether an active market exists for the credit default swaps in which the Fund invests.

FUTURES CONTRACTS RISK—Futures contracts are typically exchange-traded contracts that call for the future delivery of an asset at a certain price and date, or cash settlement (payment of the gain or loss on the contract). Futures are often used to manage or hedge risk because they enable the investor to buy or sell an asset in the future at an agreed-upon price and for other reasons such as to manage exposure to changes in interest rates and bond prices; as an efficient means of adjusting overall exposure to certain markets; in an effort to enhance income; to protect the value of portfolio securities; and to adjust portfolio duration. Risks of futures contracts may be caused by an imperfect correlation between movements in the price of the instruments and the price of the underlying securities. In addition, there is the risk that the Fund may not be able to enter into a closing transaction because of an illiquid market. Futures markets can be highly volatile and the use of futures may increase the volatility of the Fund's NAV. Exchanges can limit the number of options that can be held or controlled by the Fund or the Advisor, thus limiting the ability to implement the Fund's strategies. Futures also are subject to leveraging risk and can be subject to liquidity risk.

OPTIONS CONTRACTS RISK—The buyer of an option acquires the right to buy (a call option) or sell (a put option) a certain quantity of a security (the underlying security) or instrument, including a futures contract or swap, at a certain price up to a specified point in time. The seller or writer of an option is obligated to sell (a call option) or buy (a put option) the underlying instrument. Options are often used to manage or hedge risk because they enable the investor to buy or sell an asset in the future at an agreed-upon price and for other reasons such as to manage exposure to changes in interest rates and bond prices; as an efficient means of adjusting overall exposure to certain markets; in an effort to enhance income; to protect the value of portfolio securities; and to adjust portfolio duration.

Options are subject to correlation risks. The writing and purchase of options is a highly specialized activity as the successful use of options depends on the Advisor's ability to correctly predict future price fluctuations and the degree of correlation between the markets for options and the underlying instruments. Exchanges can limit the number of futures options that can be held or controlled by the Fund or the Advisor, thus limiting the ability to implement the Fund's strategies. Options also are particularly subject to leverage risk and can be subject to liquidity risk. Because option premiums paid or received by the Fund are small in relation to the market value of the investments underlying the options, the Fund is exposed to the risk that buying and selling put and call options can be more speculative than investing directly in securities.

The Fund also may purchase or sell call and put options on a "covered" basis. A call option is "covered" if the Fund owns the security underlying the call or has an absolute right to acquire the security without additional cash consideration (or, if additional cash consideration is required, cash or cash equivalents in such amount are segregated by the Fund's custodian). A put option is "covered" if the Fund segregates cash in an amount equal to or greater than the Fund's obligation under the contract (i.e., the strike price less the premium received from selling the option or the settlement amount). As a seller of covered call options or covered put options, the Fund faces the risk that it will forgo the opportunity to profit from increases in the market value of the security covering the call option during an option's life.

HYBRID SECURITIES—Hybrid instruments combine the characteristics of securities, futures and options. Typically, a hybrid instrument combines a traditional stock, bond or commodity with an option or forward contract. Generally, the principal amount, amount payable upon maturity or redemption, or interest rate of a hybrid is tied to the price of some security, commodity, currency or securities index, or another interest rate or some other economic factor. Hybrid instruments can be used as an efficient means of pursuing a variety of investment goals, including currency hedging and increased total return. The risks of such investments would reflect the risks of investing in futures, options and securities, including volatility and illiquidity. Such securities may bear interest or pay dividends at below market (or even relatively nominal) rates. Under certain conditions, the redemption value of such an investment could be zero.

EARLY CLOSING RISK—The normal close of trading of securities listed on NASDAQ and the NYSE is 4:00 p.m., Eastern Time. Unanticipated early closings of securities exchanges and other financial markets, such as in response to certain trading halts triggered by circuit breakers, may result in the Fund's inability to buy or sell securities or other financial instruments on that day. If an exchange or market closes early on a day when the Fund needs to execute a high volume of trades late in a trading day, the Fund might incur substantial trading losses.

EMERGING MARKETS RISK—The Fund may invest in emerging markets. Emerging markets generally consist of countries that have an emerging stock market as defined by Standard & Poor's®, countries or markets with low- to middle-income economies as classified by the World Bank, and other countries or markets with similar characteristics as determined by the Advisor. Emerging markets can be more volatile than the U.S. market due to increased risks of adverse issuer, political, regulatory, social, market, or economic developments and perform differently from the U.S. market. In addition, sovereign debt of emerging countries may be in default or present a greater risk of default. All of these risks are especially heightened under current conditions. Emerging markets are often dependent upon commodity prices and international trade and can be subject to greater social, economic, regulatory, and political uncertainties, all of which can contribute to increased volatility. As a result, the securities of emerging market issuers may present market, credit, currency, liquidity, legal, political and other risks different from, or greater than, the risks of investing in securities of developed foreign countries. For example, investments in emerging markets are subject to a greater risk of loss due to expropriation, nationalization, confiscation of assets and other property. In addition, the risks associated with investing in a narrowly defined geographic area are generally more pronounced with respect

to investments in emerging market countries. The Fund also may be subject to this risk with respect to its investments in other securities or financial instruments whose returns are related to the returns of emerging market securities.

EQUITY RISK—The Fund is subject to the risk that the value of the equity securities and equity-based derivatives in the Fund's portfolio will decline or fluctuate dramatically from day to day due to volatility in the equity market. Such volatility could cause equity securities and equity-based derivatives to underperform other segments of the market as a whole. The equity market is volatile and can experience increased volatility for a variety of reasons, including as a result of general market and economic conditions, perceptions regarding particular industries represented in the equity market, or factors relating to specific companies to which the Fund has investment exposure. Equity securities generally have greater price volatility than fixed income securities. Equity securities are currently experiencing heightened volatility and therefore, the Fund's investments in equity securities are subject to heightened risks related to volatility.

FLOATING AND VARIABLE RATE SECURITIES RISK—Floating rate and variable securities provide for adjustment in the interest rate paid on the obligations. The terms of such obligations typically provide that interest rates are adjusted based upon an interest or market rate adjustment as provided in the respective obligations. The adjustment intervals may be regular, and range from daily up to annually, or may be event-based, such as based on a change in the prime rate. Floating rate obligations typically have an interest rate which changes whenever there is a change in the external interest or market rate, while variable rate obligations typically provide for a specified periodic adjustment in the interest rate. Because of the interest rate adjustment feature, floating rate and variable securities provide a fund with a certain degree of protection against rises in interest rates, although the fund will participate in any declines in interest rates as well. Generally, changes in interest rates will have a smaller effect on the market value of floating rate and variable securities than on the market value of comparable fixed-income obligations. Thus, investing in floating rate and variable securities generally allows less opportunity for capital appreciation and depreciation than investing in comparable fixed-income securities.

Certain of these obligations carry a demand feature that gives a fund the right to tender them back to a specified party, usually the issuer or a remarketing agent, prior to maturity. A fund's investments in variable and floating rate securities must comply with conditions established by the SEC under which they may be considered to have remaining maturities of 13 months or less. The Fund will purchase variable and floating rate securities that have remaining maturities of more than 13 months only if the securities are subject to a demand feature exercisable within 13 months or less and otherwise consistent with the Fund's investment objective and policies. Generally, a fund may exercise demand features (1) upon a default under the terms of the underlying security, (2) to maintain its portfolio in accordance with its investment objective and policies or applicable legal or regulatory requirements or (3) as needed to provide liquidity to a fund in order to meet redemption requests.

FOREIGN ISSUER EXPOSURE RISK—The Fund may invest in securities of foreign companies directly, or in financial instruments, such as ADRs and ETFs, that are indirectly linked to the performance of foreign issuers. The High Yield Strategy Fund and Inverse High Yield Strategy Fund may invest in instruments that are linked to the performance of foreign issuers, primarily Canadian issuers. Foreign markets can be more volatile than the U.S. market due to increased risks of adverse issuer, political, regulatory, market or economic developments and can perform differently from the U.S. market. Investing in securities of foreign companies directly, or in financial instruments that are indirectly linked to the performance of foreign issuers, may involve risks not typically associated with investing in U.S. issuers. The value of financial instruments denominated in foreign currencies, and of distributions from such financial instruments, can change significantly when foreign currencies strengthen or weaken relative to the U.S. dollar. Foreign securities markets generally have less trading volume and less liquidity than U.S. markets, and prices in some foreign markets may fluctuate more than those of financial instruments traded on U.S. markets. Many foreign countries lack accounting and disclosure standards comparable to those that apply to U.S. companies, and it may be more difficult to obtain reliable information regarding a foreign issuer's financial condition and operations. Transaction costs and costs associated with custody services are generally higher for foreign securities than they are for U.S. securities. Some foreign governments levy withholding taxes against dividend and interest income. Although in some countries portions of these taxes are recoverable, the non-recovered portion will reduce the income received by the Fund. The risks of investing in securities of foreign companies are especially heightened under the current conditions. With respect to the High Yield Strategy and Inverse High Yield Strategy Funds, the Canadian economy can be significantly affected by the U.S. economy and the price of natural resources. In addition, periodic demands by the Province of Quebec for sovereignty could significantly affect the Canadian market.

GEOGRAPHIC CONCENTRATION RISK—Funds that are less diversified across countries or geographic regions are generally riskier than more geographically diversified funds. A fund that focuses on a single country or a specific region is more exposed to that country's or region's economic cycles, currency exchange rates, stock market valuations and political and social risks, among others, compared with a more geographically diversified fund. The economies and financial markets of certain regions, such as Asia or Eastern Europe, can be interdependent and may be adversely affected by the same events. In addition, many of these countries and regions have recently experienced economic downturns, making their markets more volatile than U.S. markets. Current conditions have had a global impact, but have exacerbated the economic, political, and social risks of certain countries and regions to a greater extent than others.

ASIA—Certain Asian economies have experienced over-extension of credit, currency devaluations and restrictions, high unemployment, high inflation, decreased exports and economic recessions. Economic events in any one country can have a significant economic effect on the entire Asian region as well as on major trading partners outside Asia and any adverse event in the Asian markets may have a significant adverse effect on certain emerging markets and the Hong Kong and Taiwanese economies.

EUROPE—The European economy is diverse and includes both large, competitive economies and small, struggling economies. As a whole, the European Union is the wealthiest and largest economy in the world. However, recent market events affecting several of the European Union (EU) member countries have adversely affected the sovereign debt issued by those countries, and contributed to increased volatility in the value of the euro. The Economic and Monetary Union of the EU requires compliance with restrictions on inflation rates, deficits, interest rates, debt levels and fiscal and monetary controls, each of which may significantly affect every country in Europe. Decreasing imports or exports, changes in governmental regulations on trade, changes in the exchange rate of the euro, and recessions in EU economies may have a significant adverse effect on the economies of EU member countries and their trading partners. The European financial markets have recently experienced volatility due to concerns about rising government debt levels of several European countries, including Greece, Spain, Ireland, Italy and Portugal. In addition, the United Kingdom recently voted via referendum to exit the EU. The precise details and the resulting impact of the United Kingdom's vote to leave the EU, commonly referred to as "Brexit," are not yet known. The effect on the United Kingdom's economy will likely depend on the nature of trade relations with the EU following its exit, which is a matter to be negotiated. The decision may cause increased volatility which may be sustained for some period of time and have a significant adverse impact on world financial markets, other international trade agreements, and the United Kingdom and European economies, as well as the broader global economy for some time. These uncertainties have contributed to increased volatility in various currencies.

JAPAN—Targeting Japan could hurt the Fund's performance if Japan's economy performs poorly as a result of political and economic conditions that affect the Japanese market. Japanese economic growth has weakened after the sharp collapse of the stock market in the 1990s and the current economic condition remains uncertain. Japanese stocks tend to be more volatile than their U.S. counterparts, for reasons ranging from political and economic uncertainties to a higher risk that essential information may be incomplete or erroneous. The Fund may be more volatile than a geographically diversified equity fund.

GROWTH STOCKS RISK—Growth stocks generally are priced higher than non-growth stocks, in relation to the issuer's earnings and other measures, because investors believe they have greater growth potential. However, there is no guarantee that such an issuer will realize that growth potential. In addition, an investment in growth stocks also may be susceptible to rapid price swings, especially during periods of economic uncertainty (such as the current conditions) or in response to adverse news about the condition of the issuer, such as earnings disappointments. Growth stocks also typically have little or no dividend income to absorb the effect of adverse market conditions.

HIGH YIELD AND UNRATED SECURITIES RISK—The Fund may invest in high yield securities and unrated securities of similar credit quality (commonly known as "junk bonds"). High yield securities generally pay higher yields (greater income) than investment in higher quality securities; however, high yield securities may be subject to greater levels of interest rate, credit and liquidity risk than funds that do not invest in such securities, and are considered predominantly speculative with respect to an issuer's continuing ability to make principal and interest payments. Successful investment high yield securities and unrated securities of similar quality involves greater investment risk and is highly dependent on the Advisor's credit analysis. The value of these securities often fluctuates in response to company, political or economic developments and declines significantly over short periods of time or during periods of general economic difficulty. An economic downturn or period of rising interest rates could adversely affect the

market for these securities and reduce the ability of the Fund to sell these securities (liquidity risk). These risks are especially heightened under current conditions. These securities also can be thinly traded or have restrictions on resale, making them difficult to sell at an acceptable price. Because objective pricing data may be less available, judgment may play a greater role in the valuation process. If the issuer of a security is in default with respect to interest or principal payments, the Fund may lose its entire investment. The High Yield Strategy Fund seeks to correspond generally to the total return of the high yield bond market and thus an investment in the Fund will generally decline in value when the high yield bond market is losing value. By contrast, the Inverse High Yield Strategy Fund seeks to correspond generally to the inverse (opposite) of the total return of the high yield bond market, and thus an investment in the Fund will generally decline in value when the high yield bond market is gaining value.

INCOME RISK—The Fund is subject to income risk, which is the risk that the Fund's income will decline during periods of falling interest rates or when the Fund experiences defaults on debt securities it holds. This risk is especially heightened under current conditions. The Fund's income declines when interest rates fall because, as the Fund's higher-yielding debt securities mature or are prepaid, the Fund must re-invest the proceeds in debt securities that have lower, prevailing interest rates. The amount and rate of distributions that the Fund's shareholders receive are affected by the income that the Fund receives from its portfolio holdings. If the income is reduced, distributions by the Fund to shareholders may be less.

INCREASING GOVERNMENT AND OTHER PUBLIC DEBT RISK—Government and other public debt, including municipal obligations in which the Fund invests, can be adversely affected by large and sudden changes in local and global economic conditions that result in increased debt levels. Although high levels of government and other public debt do not necessarily indicate or cause economic problems, high levels of debt may create certain systemic risks if sound debt management practices are not implemented. A high debt level may increase market pressures to meet an issuer's funding needs, which may increase borrowing costs and cause a government or public or municipal entity to issue additional debt, thereby increasing the risk of refinancing. A high debt level also raises concerns that the issuer may be unable or unwilling to repay the principal or interest on its debt, which may adversely impact instruments held by the Fund that rely on such payments. Governmental and quasi-governmental responses to the current economic situation are increasing government and other public debt, which especially heighten these risks. Unsustainable debt levels can decline the valuation of currencies, and can prevent a government from implementing effective counter-cyclical fiscal policy during economic downturns or can generate or contribute to an economic downturn. The consequences of high public debt, including its future impact on the economy and securities markets, may not be known for some time.

INDUSTRY CONCENTRATION RISK—The Fund may concentrate its investments in a limited number of issuers conducting business in the same industry or group of related industries. As a result, the Fund is more vulnerable to adverse market, economic, regulatory, political or other developments affecting such industry or group of industries than a fund that invests its assets more broadly. For information about the industries to which the Fund has concentrated exposure, please see the Fund's Summary section.

INTEREST RATE RISK—Investments in fixed-income securities and financial instruments are subject to the possibility that interest rates could rise sharply, causing the value of the Fund's securities and share price to decline. Longer term bonds and zero coupon bonds are generally more sensitive to interest rate changes than shorter-term bonds. Generally, the longer the average maturity of the bonds in the Fund, the more the Fund's share price will fluctuate in response to interest rate changes. If an issuer calls or redeems an investment during a time of declining interest rates, the Fund might have to reinvest the proceeds in an investment offering a lower yield, and therefore might not benefit from any increase in value as a result of declining interest rates. Securities with floating interest rates, such as syndicated bank loans, generally are less sensitive to interest rate changes, but may decline in value if their interest rates do not rise as much or as fast as interest rates in general. Changes in government or central bank policy, including changes in tax policy or changes in a central bank's implementation of specific policy goals, may have a substantial impact on interest rates, and could have an adverse effect on prices for fixed income securities and on the performance of the Fund. In particular, interest rates in the U.S. are at or near historically low levels and as a result, fixed income securities markets may experience heightened levels of interest rate risk. Any unexpected or sudden reversal of the fiscal policy underlying current interest rate levels could adversely affect the value of the Fund. There can be no guarantee that any particular government or central bank policy will be continued, discontinued or changed, nor that any such policy will have the desired effect on interest rates.

CHANGING FIXED-INCOME MARKET CONDITIONS—There is a risk that interest rates across the financial system may change, sometimes unpredictably, as a result of a variety of factors, such as central bank monetary policies, inflation rates and general economic conditions. Very low or negative interest rates may magnify the Fund's susceptibility to interest rate risk and diminish yield and performance (e.g., during periods of very low or negative interest rates, the Fund may be unable to maintain positive returns). Changes in fixed-income or related market conditions, including the potential for changes to interest rates and negative interest rates, may expose fixed-income or related markets to heightened volatility and reduced liquidity for Fund investments, which may be difficult to sell at favorable times or prices, causing the value of the Fund's investments and NAV per share to decline. A rise in general interest rates also may result in increased redemptions from the Fund. Very low, negative or changing interest rates also may have unpredictable effects on securities markets in general, directly or indirectly impacting the Fund's investments, yield and performance.

CURRENT FIXED-INCOME AND DEBT MARKET CONDITIONS—Fixed-income and debt market conditions are highly unpredictable and some parts of the market are subject to dislocations. In response to the outbreak of COVID-19, as with other serious economic disruptions, governmental authorities and regulators are enacting significant fiscal and monetary policy changes, including providing direct capital infusions into companies, creating new monetary programs and lowering interest rates considerably. These actions present heightened risks to fixed-income and debt instruments, and such risks could be even further heightened if these actions are unexpectedly or suddenly reversed or are ineffective in achieving their desired outcomes. In light of these actions and current conditions, interest rates and bond yields in the United States and many other countries are at or near historic lows, and in some cases, such rates and yields are negative. The current very low or negative interest rates are magnifying the Fund's susceptibility to interest rate risk and diminishing yield and performance. In addition, the current environment is exposing fixed-income and debt markets to significant volatility and reduced liquidity for Fund investments.

INTRA-CALENDAR MONTH INVESTMENT RISK—The Fund seeks calendar month leveraged investment results which should not be equated with seeking a leveraged goal for a period different than a full calendar month. An investor who purchases shares on a day other than the last business day of a calendar month will likely have more, or less, than 200% leveraged investment exposure to the underlying index, depending upon the movement of the underlying index from the end of the prior calendar month until the point of purchase. If the underlying index moves in value in a direction favorable to the Fund, the Fund's net assets will rise by the same amount as the Fund's exposure. Conversely, if the underlying index moves in value in a direction adverse to the Fund, the Fund's net assets will decline by the same amount as the Fund's exposure. The Fund begins each calendar month with exposure which is 200% of its net assets, however, subsequent intra-month changes in both the Fund's exposure to the underlying index and the net assets of the Fund will determine whether the Fund is under- or over-exposed to the underlying index and how much exposure an investor who purchases after the first trading day of a calendar month is able to obtain through an investment in the Fund. As an example (using simplified numbers), if the Fund had \$100 in net assets at the market close on the last trading day of the calendar month, it would seek \$200 of exposure to the next calendar month's underlying index performance. If the underlying index rose by 1% by mid-calendar month, the exposure of the Fund will have risen by 1% to \$202 and the net assets will have risen by that \$2 gain to \$102. With net assets of \$102 and exposure of \$202, a purchaser at that point would be receiving 198% exposure of her investment instead of 200%. Only on the last trading day of a calendar month, could an investor receive 200% exposure to the underlying index.

INVESTMENT IN INVESTMENT VEHICLES RISK—The Fund may purchase shares of investment companies, such as ETFs, mutual funds, unit investment trusts, and closed-end funds, to gain exposure to a particular portion of the market while awaiting an opportunity to purchase securities directly or when such investments present a more cost-efficient alternative to investing directly in securities. When the Fund invests in an investment company, in addition to directly bearing the expenses associated with its own operations, it will bear a pro rata portion of the investment company's expenses. Further, in part because of these additional expenses, the performance of an investment company may differ from the performance the Fund would achieve if it invested directly in the underlying investments of the investment company. While the risks of owning shares of an investment company generally reflect the risks of owning the underlying investments of the investment company, the Fund may be subject to additional or different risks than if the Fund had invested directly in the underlying investments. For example, shares of an ETF are traded at market prices, which may vary from the NAV of its underlying investments. Also, the lack of liquidity in an ETF can contribute to the increased volatility of its value in comparison to the value of the underlying portfolio securities. In

addition, the Fund may invest in investment companies or other pooled investment vehicles that are not registered pursuant to the 1940 Act and therefore, not subject to the regulatory scheme of the 1940 Act.

CLOSED-END FUND RISK—The Fund may invest in shares of closed-end funds in pursuit of its investment objective. Unlike conventional mutual funds which continually offer new shares for sale to the investing public, closed-end funds are exchange-traded and issue only a limited number of shares of stock. As such, closed-end funds may trade at a discount to their NAV. In addition, closed-end funds may trade infrequently, with small volume, which may make it difficult for the Fund to buy and sell shares. Also, the market price of closed-end funds tends to rise more in response to buying demand and fall more in response to selling pressure than is the case with larger capitalization companies. Closed-end funds also may employ leverage to a greater extent than mutual funds.

EXCHANGE-TRADED FUND (ETF) RISK—The Fund may invest in shares of ETFs in pursuit of its investment objective. ETFs are pooled investment vehicles, which may be managed or unmanaged, that generally seek to track the performance of a specific index. Although individual shares of an ETF are traded on an exchange (such as the NYSE or NASDAQ), large blocks of shares of ETFs are redeemable at NAV. This ability to redeem large blocks of shares has historically resulted in the market price of individual shares of ETFs being at or near the NAV of the ETF's underlying investments. However, shares of ETFs may trade below their NAV. The NAV of shares will fluctuate with changes in the market value of the ETF's holdings. The trading prices of shares will fluctuate in accordance with changes in NAV as well as market supply and demand. The difference between the bid price and ask price, commonly referred to as the "spread," also will vary for an ETF depending on the ETF's trading volume and market liquidity. Generally, the greater the trading volume and market liquidity, the smaller the spread is and vice versa. Any of these factors may lead to an ETF's shares trading at a premium or a discount to NAV. The Fund, from time to time, may invest in exchange-traded investment funds that are not registered pursuant to the 1940 Act. Such exchange-traded investment funds may include commodity pools that are registered pursuant to the Securities Act of 1933 and the Commodity Exchange Act.

INVESTMENT IN LOANS RISK—Loans, such as syndicated bank loans, senior floating rate loans, secured and unsecured loans, second lien or more junior loans, bridge loans and unfunded commitments, may incur some of the same risks as other debt securities, such as prepayment risk, credit risk, interest rate risk, liquidity risk and risks found with high yield securities, which are heightened under current conditions. Although some loans are secured by collateral, the collateral may be difficult to liquidate and the value of the collateral can decline or be insufficient to meet the obligation of the borrower. The Fund could also have its interest subordinated to other indebtedness of the obligor. As a result, a loan may not be fully collateralized and can decline significantly in value, which may result in the Fund not receiving payments to which it is entitled.

Loans may offer a fixed rate or floating rate of interest. Loans may decline in value if their interest rates do not rise as much or as fast as interest rates in general.

Loans are subject to the risk that the scheduled interest or principal payments will not be paid, which is especially acute under current conditions. Lower-rated loans and debt securities (those of less than investment grade quality), involve greater risk of default on interest and principal payments than higher-rated loans and securities. In the event that a non-payment occurs, the value of that obligation likely will decline. Debt securities rated below "BBB" category by S&P Global Ratings or "Baa" category by Moody's Investors Service, Inc. are considered to have speculative characteristics and are commonly referred to as "junk bonds." Junk bonds entail default and other risks greater than those associated with higher-rated securities.

Loans are vulnerable to market sentiment such that economic conditions or other events may reduce the demand for loans and cause their value to decline rapidly and unpredictably. Furthermore, while the resale, or secondary, market for loans is growing, it is currently limited. There is no organized exchange or board of trade on which loans are traded. Loans often trade in large denominations (typically \$1 million and higher), and trades can be infrequent. The market has limited transparency so that information about actual trades may be difficult to obtain. Accordingly, some of the loans in which the Fund may invest will be relatively illiquid. Certain loans may be subject to restrictions on resale or assignment. The Fund may have difficulty in disposing of loans in a timely fashion, which could result in losses to the Fund.

Loans may be issued in connection with highly leveraged transactions, such as restructurings, leveraged buyouts, leveraged recapitalizations and other types of acquisition financing. In such highly leveraged transactions, the borrower assumes large amounts of debt in order to have the financial resources to attempt to achieve its business objectives. As such, loans of this type may be part of highly leveraged transactions and involve a significant risk that the borrower may default or go into bankruptcy. The risk of a borrower's default or bankruptcy is heightened under current conditions.

The Fund values its assets daily. However, because the secondary market for loans is limited, they may be difficult to value. Market quotations may not be readily available for some loans or may be volatile and/or subject to large spreads between bid and ask prices, and valuation may require more research than for other securities. In addition, elements of judgment may play a greater role in valuation than for securities with a more active secondary market, because there is less reliable, objective market value data available.

The Fund may be in possession of material non-public information about a borrower as a result of its ownership of a loan and/or corporate debt security of a borrower. Because U.S. laws and regulations generally prohibit trading in securities of issuers while in possession of material, non-public information, the Fund might be unable to trade securities of such a borrower when it would otherwise be advantageous to do so and, as such, could incur a loss.

INVESTMENT TECHNIQUE RISK—The Fund may use investment techniques that may be considered aggressive. Risks associated with the use of derivatives, including futures contracts, options, and swap agreements, include potentially dramatic price changes (losses) in the value of the instruments and imperfect correlations between the price of the contract and the underlying security or index. These instruments may increase the volatility of the Fund and may involve a small investment of cash relative to the magnitude of the risk assumed. These techniques also may expose the Fund to risks different from or possibly greater than the risks associated with investing directly in the securities underlying the Fund's derivatives investments, including: 1) the risk that an instrument is temporarily mispriced; 2) credit or performance risk on the amount the Fund expects to receive from a counterparty; 3) the risk that security prices, interest rates and currency markets will move adversely and the Fund will incur significant losses; 4) imperfect correlation between the price of financial instruments and movements in the prices of the underlying securities; and 5) the possible absence of a liquid secondary market for any particular instrument and possible exchange imposed price fluctuation limits, both of which may make it difficult or impossible to adjust the Fund's position in a particular instrument when desired.

ISSUER SPECIFIC RISK—The value of a security may increase or decrease for a number of reasons which directly relate to the issuer. For example, with respect to the High Yield Strategy Fund, perceived poor management performance, financial leverage or reduced demand of the issuer's goods or services may contribute to a decrease in the value of a security. A decrease in the value of the securities of an issuer or guarantor of a debt instrument may cause the value of your investment in the High Yield Strategy Fund to decrease. Conversely, with respect to the Inverse High Yield Strategy Fund, effective management, improved financial condition or increased demand of the issuer's goods or services are factors that may contribute to an increase in the value of a security. An increase in the value of the securities of an issuer or guarantor of a debt instrument may cause the value of your investment in the Inverse High Yield Strategy Fund to decrease.

LEVERAGING RISK—The Emerging Markets Bond Strategy Fund may invest in leveraged instruments in pursuit of its investment objective. The Nova Fund, Monthly Rebalance NASDAQ-100® 2x Strategy Fund, Mid-Cap 1.5x Strategy Fund, Russell 2000® 1.5x Strategy Fund, International Equity Funds, Strengthening Dollar 2x Strategy Fund, Weakening Dollar 2x Strategy Fund, and Government Long Bond 1.2x Strategy Fund achieve leveraged exposure to their respective underlying indices through the use of derivative instruments. The more the Fund invests in derivative instruments that give rise to leverage, the more this leverage will magnify any losses on those investments. Leverage will cause the value of the Fund's shares to be more volatile than if the Fund did not use leverage. This is because leverage tends to exaggerate the effect of any increase or decrease in the value of the Fund's portfolio securities or other investments. For example, because the Fund includes a multiplier (e.g., 2x or -2x), a single day adverse price movement of more than 50% in a relevant underlying index could result in the total loss of an investor's investment. The use of leverage also may cause the Fund to liquidate portfolio positions when it would not be advantageous to do so in order to satisfy its obligations or to meet segregation requirements. Certain types of leveraging transactions, such as short sales that are not "against the box," could theoretically be subject to unlimited losses in cases where the Fund, for any reason, is unable to close out the transaction. In addition, to the extent the Fund borrows money, interest costs on such borrowed money may not be recovered by any appreciation of the securities purchased with the borrowed funds and could exceed the Fund's investment income, resulting in greater losses. The value of the

Nova Fund's, Monthly Rebalance NASDAQ-100[®] 2x Strategy Fund's, Mid-Cap 1.5x Strategy Fund's, Russell 2000[®] 1.5x Strategy Fund's, International Equity Funds', Strengthening Dollar 2x Strategy Fund's, Weakening Dollar 2x Strategy Fund's, and Government Long Bond 1.2x Strategy Fund's shares will tend to increase or decrease more than the value of any increase or decrease in its underlying index due to the fact that the Fund's investment strategies involve the use of leverage. Leverage also will have the effect of magnifying tracking error.

LIBOR REPLACEMENT RISK—The terms of many investments, financings or other transactions in the U.S. and globally have been historically tied to the London Interbank Offered Rate, or "LIBOR," which functions as a reference rate or benchmark for various commercial and financial contracts. LIBOR may be a significant factor in determining payment obligations under derivatives transactions, the cost of financing of Fund investments or the value or return on certain other Fund investments. As a result, LIBOR may be relevant to, and directly affect, the Fund's performance.

The Financial Conduct Authority, the United Kingdom's financial regulatory body and regulator of LIBOR, has announced that after 2021 it will cease its active encouragement of banks to provide the quotations needed to sustain LIBOR due to the absence of an active market for interbank unsecured lending and other reasons. As a result, it is anticipated that LIBOR will be discontinued or will no longer be sufficiently robust to be representative of its underlying market around that time. Various financial industry groups have begun planning for that transition and certain regulators and industry groups have taken actions to establish alternative reference rates (e.g., the Secured Overnight Financing Rate, which measures the cost of overnight borrowings through repurchase agreement transactions collateralized with U.S. Treasury securities and is intended to replace U.S. dollar LIBOR with certain adjustments). However, there are challenges to converting certain contracts and transactions to a new benchmark and neither the full effects of the transition process nor its ultimate outcome is known.

The transition process might lead to increased volatility and illiquidity in markets for instruments with terms tied to LIBOR. It also could lead to a reduction in the interest rates on, and the value of, some LIBOR-based investments and reduce the effectiveness of hedges mitigating risk in connection with LIBOR-based investments. Although some LIBOR-based instruments may contemplate a scenario where LIBOR is no longer available by providing for an alternative rate-setting methodology and/or increased costs for certain LIBOR-related instruments or financing transactions, others may not have such provisions and there may be significant uncertainty regarding the effectiveness of any such alternative methodologies. Additionally, because such provisions may differ across instruments (e.g., hedges versus cash positions hedged), LIBOR's cessation may give rise to basis risk and render hedges less effective. As the usefulness of LIBOR as a benchmark could deteriorate during the transition period, these effects and related adverse conditions could occur prior to the end of 2021. There also remains uncertainty and risk regarding the willingness and ability of issuers to include enhanced provisions in new and existing contracts or instruments, notwithstanding significant efforts by the industry to develop robust LIBOR replacement clauses. The effect of any changes to, or discontinuation of, LIBOR on the Fund will vary depending, among other things, on (1) existing fallback or termination provisions in individual contracts and the possible renegotiation of existing contracts and (2) whether, how, and when industry participants develop and adopt new reference rates and fallbacks for both legacy and new products and instruments. Fund investments may also be tied to other interbank offered rates and currencies, which also will face similar issues.

These developments could negatively impact financial markets in general and present heightened risks, including with respect to the Fund's investments. As a result of this uncertainty and developments relating to the transition process, the Fund and its investments may be adversely affected.

LIQUIDITY AND VALUATION RISK—In certain circumstances, it may be difficult for the Fund to purchase and sell a particular security or derivative instrument within a reasonable time at a fair price. To the extent that there is not an established retail market for instruments in which the Fund may invest, trading in such instruments may be relatively inactive. Dislocations experienced by certain segments of the market have contributed to reduced liquidity for certain investments. It is uncertain when financial markets will improve. The liquidity of financial markets also may be affected by government intervention.

In addition, during periods of reduced market liquidity or in the absence of readily available market quotations for particular investments in the Fund's portfolio, the ability of the Fund to assign an accurate daily value to these investments may be difficult and the Advisor may be required to fair value the investments. Fair value determinations are inherently subjective and reflect good faith judgments based on available information. Accordingly, there can be no assurance that the determination of a security's fair value in accordance with the Fund's valuation procedures will in fact approximate the price at which the Fund could sell that security at that time (i.e., the sale price could differ,

sometimes significantly, from the Fund's last valuation for the security). Investors who purchase or redeem shares of the Fund on days when the Fund is holding fair valued securities may receive fewer or more shares or lower or higher redemption proceeds than they would have received if the Fund had not fair valued the securities or had used a different valuation methodology. These risks may be magnified in a rising interest rate environment and if the Fund holds a significant percentage of fair valued or otherwise difficult to value securities, the Fund may be particularly susceptible to the risks associated with valuation. For additional information about fair valuation, see "Calculating Net Asset Value."

Liquidity risk also refers to the risk of unusually high redemption requests, redemption requests by certain large shareholders such as institutional investors or asset allocators, or other unusual market conditions that may make it difficult for the Fund to sell investments within the allowable time period to meet redemptions. Meeting such redemption requests could require the Fund to sell securities at reduced prices or under unfavorable conditions, which would reduce the value of the Fund. This risk is especially acute under current market conditions.

MANAGEMENT RISK—The Fund is subject to management risk because it is an actively managed investment portfolio, which means that investment decisions are made based on investment views. The Advisor and the Fund's portfolio managers will apply investment techniques and risk analysis in making decisions for the Fund, but there is no guarantee that these decisions will produce the desired results or expected returns, causing the Fund to fail to meet its investment objective or underperform its benchmark index or funds with similar investment objectives and strategies. Also, the Advisor and its affiliates are engaged in a variety of business activities that are unrelated to managing the Fund, which may give rise to actual, potential or perceived conflicts of interest in connection with making investment decisions for the Fund. The Fund and the Advisor (and their affiliates) have established various policies and procedures that are designed to minimize conflicts and prevent or limit the Fund from being disadvantaged. There can be no guarantee that these policies and procedures will be successful in every instance. In certain circumstances, these various activities may prevent the Fund from participating in an investment decision. Additionally, legislative, regulatory or tax restrictions, policies or developments may affect the investment techniques available to the Advisor and each individual portfolio manager in connection with managing the Fund and also may adversely affect the ability of the Fund to achieve its investment objective. Active trading that can accompany active management will increase the costs the Fund incurs because of higher brokerage charges or mark-up charges, which are passed on to shareholders of the Fund and, as a result, may lower the Fund's performance. Active trading also may result in adverse tax consequences.

MARKET RISK—The value of, or income generated by, the investments held by the Fund are subject to the possibility of rapid and unpredictable fluctuation. The value of certain investments (e.g., equity securities) tends to fluctuate more dramatically over the shorter term than do the value of other asset classes. These movements may result from factors affecting individual companies, or from broader influences, including real or perceived changes in prevailing interest rates, changes in inflation or expectations about inflation, investor confidence or economic, political, social or financial market conditions, environmental disasters, governmental actions, public health emergencies (such as the spread of infectious diseases, pandemics and epidemics) and other similar events, each of which may be temporary or last for extended periods. For example, the outbreak of COVID-19 is causing materially reduced consumer demand and economic output, disrupting supply chains, resulting in market closures, travel restrictions and quarantines, and adversely impacting local and global economies. As with other serious economic disruptions, governmental authorities and regulators are responding to this crisis with significant fiscal and monetary policy changes, including by providing direct capital infusions into companies, introducing new monetary programs and considerably lowering interest rates, which, in some cases resulted in negative interest rates. These actions, including their possible unexpected or sudden reversal or potential ineffectiveness, could further increase volatility in securities and other financial markets, reduce market liquidity, heighten investor uncertainty and adversely affect the value of the Fund's investments and the performance of the Fund.

Different sectors, industries and security types may react differently to such developments and, when the market performs well, there is no assurance that the Fund's investments will increase in value along with the broader markets. For example, the value of the Fund's investments in securities or other instruments may be particularly susceptible to changes in commodity prices. As a result, a change in commodity prices may adversely affect the Fund's investments. Volatility of financial markets, including potentially extreme volatility caused by the events described above, can expose the Fund to greater market risk than normal, possibly resulting in greatly reduced liquidity. In addition, liquidity challenges can be exacerbated by large Fund redemptions, which often result from or are related to market or other similar disruptions. Moreover, changing economic, political, social or financial market conditions in one country or geographic region could adversely affect the value, yield and return of the investments held by the Fund in a different

country or geographic region because of the increasingly interconnected global economies and financial markets. The Advisor potentially will be prevented from considering, managing and executing investment decisions at an advantageous time or price or at all as a result of any domestic or global market or other disruptions, particularly disruptions causing heightened market volatility and reduced market liquidity, such as the current conditions, which also have resulted in impediments to the normal functioning of workforces, including personnel and systems of the Fund's service providers and market intermediaries.

The current domestic political environment, as well as political and diplomatic events within the United States and abroad, such as the U.S. budget and deficit reduction plan and trade tensions with foreign nations, has in the past resulted, and may in the future result, in developments that present additional risks to the Fund's investments and operations. For example, additional and/or prolonged U.S. federal government shutdowns or global trade tensions may affect investor and consumer confidence and may adversely impact financial markets and the broader economy, perhaps suddenly and to a significant degree. Any market, economic and other disruption also could prevent the Fund from executing its investment strategies and processes in a timely manner. Changes or disruptions in market conditions also may lead to increased regulation of the Fund and the instruments in which the Fund may invest, which may, in turn, affect the Fund's ability to pursue its investment objective and the Fund's performance. In general, the securities or other instruments in which the Advisor believes represents an attractive investment opportunity or in which the Fund seeks to invest may be unavailable entirely or in the specific quantities sought by the Fund. As a result, the Fund may need to obtain the desired exposure through a less advantageous investment, forgo the investment at the time or seek to replicate the desired exposure through a derivative transaction or investment in an investment vehicle. This may adversely affect the Fund.

NON-DIVERSIFICATION RISK—To the extent that the Fund invests a significant percentage of its assets in a limited number of issuers, the Fund is subject to the risks of investing in those few issuers, and may be more susceptible to a single adverse economic or regulatory occurrence. As a result, changes in the market value of a single issuer's securities could cause greater fluctuations in the value of Fund shares than would occur in a diversified fund.

OTC TRADING RISK—Certain of the derivatives in which the Fund invests may be traded (and privately negotiated) in the OTC market. While the OTC derivatives market is the primary trading venue for many derivatives, it is largely unregulated and lacks transparency with respect to the terms of OTC transactions. OTC derivatives are complex and often valued subjectively. Improper valuations can result in increased cash payment requirements to counterparties or a loss of value to the Fund. In addition, such derivative instruments are often highly customized and tailored to meet the needs of the counterparties. If a derivatives transaction is particularly large or if the relevant market is illiquid, it may not be possible to initiate a transaction or liquidate a position at an advantageous time or price. As a result, and similar to other privately negotiated contracts, the Fund is subject to counterparty credit risk with respect to such derivatives contracts.

PASSIVE INVESTMENT RISK—The Fund is not actively managed and may be affected by a general decline in market segments, or rise in market segments for the Leveraged Inverse Funds and Inverse Funds, relating to its underlying index. The Fund invests in securities included in, or representative of, its underlying index regardless of their investment merits. The Advisor does not attempt to take defensive positions in declining or rising markets, as applicable. As a result, the Fund may be subject to greater losses in a declining market (or rising market for the Leveraged Inverse Funds and Inverse Funds) than a fund that does take defensive positions.

PORTFOLIO TURNOVER RISK—The periodic rebalancing of certain of the Funds' holdings pursuant to their daily investment objectives may lead to a greater number of portfolio transactions in the Funds than experienced by other mutual funds. Other of the Funds' strategies also may involve the frequent purchase and sale of portfolio securities. Such frequent and active trading may lead to significantly higher transaction costs for the Funds because of increased broker commissions associated with such transactions. Each Fund calculates portfolio turnover without including the short-term cash instruments or derivatives transactions that comprise the majority of certain of the Funds' trading. As such, if a Fund's extensive use of derivative instruments were reflected, the calculated portfolio turnover rate would be significantly higher. Portfolio turnover may cause a Fund's performance to be less than you expect.

PREPAYMENT AND EXTENSION RISK—The issuers of securities held by the Fund or investment companies in which the Fund invests may be able to prepay principal due on the securities, particularly during periods of declining interest rates. Securities subject to prepayment risk generally offer less potential for gains when interest rates decline, and may offer a greater potential for loss when interest rates rise. Prepayment risk is a major risk of mortgage-backed securities and certain asset-backed securities.

Most floating rate loans (such as syndicated bank loans) and debt securities allow for prepayment of principal without penalty. Accordingly, the potential for the value of a floating rate loan or security to increase in response to interest rate declines is limited. Corporate loans or securities purchased to replace a prepaid corporate loan or security may have lower yields than the yield on the prepaid corporate loan.

Certain debt instruments, including mortgage- and other asset-backed securities, are subject to the risk that payments on principal may occur at a slower rate or later than expected. In such case, the expected maturity could lengthen as short or intermediate-term instruments become longer-term instruments, which would make the investment more sensitive to changes in interest rates. The likelihood that payments on principal will occur at a slower rate or later than expected is especially heightened under the current conditions. In addition, the Fund's investment may sharply decrease in value and the Fund's income from the investment may quickly decline. These types of instruments are particularly subject to extension risk, and offer less potential for gains, during periods of rising interest rates. In addition, the Fund may be delayed in its ability to reinvest income or proceeds from these instruments in potentially higher yielding investments, which would adversely affect the Fund to the extent its investments are in lower interest rate debt instruments. Thus, changes in interest rates may cause volatility in the value of and income received from these types of debt instruments.

REAL ESTATE INVESTMENT TRUST ("REIT") RISK—REITs are securities that invest substantially all of their assets in real estate, trade like stocks and may qualify for special tax considerations. Investments in REITs subject the Fund to risks associated with the direct ownership of real estate. These risks include, among others, fluctuations in the value of underlying properties; defaults by borrowers or tenants; market saturation; changes in general and local economic conditions; decreases in market rates for rents; changes in the availability, cost and terms of mortgage funds; increased competition, property taxes, capital expenditures, or operating expenses; and other occurrences, including the impact of changes in environmental laws, that may affect the real estate industry. In addition, REITs are subject to certain requirements under the federal tax law. A REIT that fails to comply with all those requirements may be subject to federal income taxation, or the federal tax requirement that a REIT distribute substantially all of its net income to its shareholders may result in a REIT's having insufficient capital for future expenditures. The value of a REIT can depend on the structure of and cash flow generated by the REIT. Also, like mutual funds, REITs have expenses, including advisory and administration fees, that their shareholders pay. As a result, an investor will absorb duplicate levels of fees when the Fund invests in REITs. The failure of a company to qualify as a REIT could have adverse consequences for the Fund, including significantly reducing return to the Fund on its investment in such a company.

REGULATORY AND LEGAL RISK—The Fund's activities may be limited or restricted because of laws and regulations applicable to the Fund and its investments or the Advisor. U.S. and non-U.S. governmental agencies and other regulators regularly implement additional regulations and legislators pass new laws that affect the investments held by the Fund, the strategies used by the Fund or the level of regulation or taxation applicable to the Fund (such as regulations related to investments in derivatives and other transactions). These regulations and laws impact the investment strategies, performance, costs and operations of the Fund, as well as the way investments in, and shareholders of, the Fund are taxed.

REPURCHASE AGREEMENTS AND REVERSE REPURCHASE AGREEMENTS RISK—The Fund may enter into repurchase agreements, which are transactions in which the Fund purchases securities or other obligations from a bank or securities dealer and simultaneously commits to resell them to a counterparty at an agreed-upon date or upon demand and at a price reflecting a market rate of interest unrelated to the coupon rate or maturity of the purchased obligations. The Fund also may enter into reverse repurchase agreements, which are transactions in which the Fund sells securities and agrees to repurchase them at a particular price at a future date. The Fund will enter into repurchase agreements and reverse repurchase agreements only with counterparties that the Advisor believes present acceptable credit risks, and the collateral securing the repurchase agreements and reverse repurchase agreements generally will be limited to U.S. government securities and cash. If the market value of the underlying obligations of a repurchase agreement declines, the counterparty must provide additional collateral so that at all times the value of the collateral is greater than the repurchase price of the underlying obligations. In the event of the insolvency of the counterparty to a repurchase agreement or reverse repurchase agreement, recovery of the repurchase price owed to the Fund or, in the case of a reverse repurchase agreement, the securities sold by the Fund, may be delayed. In a repurchase agreement, such an insolvency may result in a loss to the extent that the value of the purchased securities decreases during the delay or that value has otherwise not been maintained at an amount equal to the repurchase price. In a reverse repurchase agreement, the counterparty's insolvency may result in a loss equal to the amount by which the value of the securities sold by the Fund exceeds the repurchase price payable by the Fund; if the value of the purchased

securities increases during such a delay, that loss also may be increased. When the Fund enters into a reverse repurchase agreement, any fluctuations in the market value of either the securities transferred to another party or the securities in which the proceeds may be invested would affect the market value of the Fund's assets. As a result, such transactions may increase fluctuations in the NAV of the Fund's shares. Because reverse repurchase agreements may be considered to be the practical equivalent of borrowing funds, they constitute a form of leverage. If the Fund reinvests the proceeds of a reverse repurchase agreement at a rate lower than the cost of the agreement, entering into the agreement will lower the Fund's yield and the amount of exempt-interest dividends that may be paid by the Fund. The credit, liquidity and other risks associated with repurchase agreements are magnified to the extent a repurchase agreement is secured by collateral other than cash, government securities or liquid securities or instruments issued by an issuer that has an exceptionally strong credit quality.

SECTOR RISK—The Fund is subject to one or more of the Sector Risks described below. For information about the specific Sector Risk applicable to the Fund, please see the Fund's Summary section.

COMMUNICATION SERVICES SECTOR RISK—The risk that the securities of, or financial instruments tied to the performance of, issuers in the Communication Services Sector that the Fund purchases will underperform the market as a whole. To the extent that the Fund's investments are exposed to issuers conducting business in the Communication Services Sector ("Communication Services Companies"), the Fund is subject to legislative or regulatory changes, adverse market conditions and/or increased competition affecting the Communication Services Sector. The performance of Communication Services Companies has historically been closely tied to the performance of the overall economy, and also is affected by economic growth, consumer confidence, attitudes and spending. Increased sensitivity to short product cycles and aggressive pricing, challenges in bringing products to market and changes in demographics and consumer tastes also can affect the demand for, and success of, communication services products and services in the marketplace.

CONSUMER DISCRETIONARY SECTOR RISK—The risk that the securities of, or financial instruments tied to the performance of, issuers in the Consumer Discretionary Sector that the Fund purchases will underperform the market as a whole. To the extent that the Fund's investments are exposed to issuers conducting business in the Consumer Discretionary Sector ("Consumer Discretionary Companies"), the Fund is subject to legislative or regulatory changes, adverse market conditions and/or increased competition affecting the Consumer Discretionary Sector. The performance of Consumer Discretionary Companies has historically been closely tied to the performance of the overall economy, and may be widely affected by interest rates, competition, consumer confidence and relative levels of disposable household income and seasonal consumer spending. Changes in demographics and consumer tastes also can affect the demand for, and success of, consumer products and services in the marketplace. In addition, Consumer Discretionary Companies may be adversely affected and lose value more quickly in periods of economic downturns. The products offered by Consumer Discretionary Companies may be viewed as luxury items during times of economic downturn.

CONSUMER STAPLES SECTOR RISK—The risk that the securities of, or financial instruments tied to the performance of, issuers in the Consumer Staples Sector that the Fund purchases will underperform the market as a whole. To the extent that the Fund's investments are exposed to issuers conducting business in the Consumer Staples Sector ("Consumer Staples Companies"), the Fund is subject to legislative or regulatory changes, adverse market conditions and/or increased competition affecting the Consumer Staples Sector. The performance of Consumer Staples Companies has historically been closely tied to the performance of the overall economy, and may fluctuate widely due to interest rates, competition, consumer confidence and relative levels of disposable household income and seasonal consumer spending. The performance of Consumer Staples Companies are subject to government regulations, such as those affecting the permissibility of using various food additives and production methods, which could affect company profitability. Tobacco companies may be adversely affected by the adoption of proposed legislation and/or by litigation. Also, the success of food and soft drinks may be strongly affected by fads, marketing campaigns and other factors affecting supply and demand.

ENERGY SECTOR RISK—The risk that the securities of, or financial instruments tied to the performance of, issuers in the Energy Sector that the Fund purchases will underperform the market as a whole either by declining in value or failing to perform as well. To the extent that the Fund's investments are exposed to issuers conducting business in the Energy Sector ("Energy Companies"), the Fund is subject to legislative or regulatory changes, adverse market conditions and/or increased competition affecting the Energy Sector.

The prices of the securities of Energy Companies may fluctuate widely due to the supply and demand both for their specific products or services and for energy products in general, the price of oil and gas, exploration and production spending, governmental regulation and environmental issues, and world events and economic conditions generally affecting energy supply companies. The prices of the securities of Energy Companies also may fluctuate widely due to changes in value and dividend yield, which depend largely on the price and supply of energy resources, international political events relating to oil producing countries, energy conservation, the success of exploration projects, and tax and other governmental regulatory policies.

FINANCIALS SECTOR RISK—The risk that the securities of, or financial instruments tied to the performance of, issuers in the Financials Sector that the Fund purchases will underperform the market as a whole. To the extent the Fund's investments are exposed to issuers conducting business in the Financials Sector ("Financials Companies"), the Fund is subject to legislative or regulatory changes, adverse market conditions and/or increased competition affecting the Financials Sector. Financials Companies are subject to extensive governmental regulation which may limit both the amounts and types of loans and other financial commitments they can make, and the interest rates and fees they can charge. Profitability is largely dependent on the availability and cost of capital funds, and can fluctuate significantly when interest rates change or due to increased competition. In addition, the deterioration of the credit markets generally may cause an adverse impact in a broad range of markets, including U.S. and international credit and interbank money markets generally, thereby affecting a wide range of financial institutions and markets. Events affecting the Financials Sector in the recent past resulted in an unusually high degree of volatility in the financial markets, both domestic and foreign, and caused certain Financials Companies to incur large losses. Credit losses resulting from financial difficulties of borrowers and financial losses associated with investment activities can negatively impact the sector. Insurance companies also may be subject to severe price competition.

HEALTH CARE SECTOR RISK—The risk that the securities of, or financial instruments tied to the performance of, issuers in the Health Care Sector that the Fund purchases will underperform the market as a whole. To the extent that the Fund's investments are exposed to issuers conducting business in the Health Care Sector ("Health Care Companies"), the Fund is subject to legislative or regulatory changes, adverse market conditions and/or increased competition affecting the Health Care Sector. The prices of the securities of Health Care Companies may fluctuate widely due to government regulation and approval of products and services, which can have a significant effect on price and availability. Furthermore, the types of products or services produced or provided by Health Care Companies may quickly become obsolete. Moreover, liability for products that are later alleged to be harmful or unsafe may be substantial, and may have a significant impact on a Health Care Company's market value and/or share price.

INDUSTRIALS SECTOR RISK—The risk that the securities of, or financial instruments tied to the performance of, issuers in the Industrials Sector that the Fund purchases will underperform the market as a whole. To the extent that the Fund's investments are exposed to issuers conducting business in the Industrials Sector ("Industrials Companies"), the Fund is subject to legislative or regulatory changes, adverse market conditions and/or increased competition affecting the Industrials Sector. The prices of the securities of Industrials Companies may fluctuate widely due to the level and volatility of commodity prices, the exchange value of the dollar, import controls, worldwide competition, liability for environmental damage, depletion of resources, and mandated expenditures for safety and pollution control devices. Further, the prices of securities of Industrials Companies, specifically transportation companies, may fluctuate widely due to their cyclical nature, occasional sharp price movements that may result from changes in the economy, fuel prices, labor agreement, and insurance costs, the recent trend of government deregulation, and increased competition from foreign companies, many of which are partially funded by foreign governments and which may be less sensitive to short-term economic pressures.

INFORMATION TECHNOLOGY SECTOR RISK—The risk that the securities of, or financial instruments tied to the performance of, issuers in the Information Technology Sector that the Fund purchases will underperform the market as a whole. To the extent that the Fund's investments are exposed to issuers conducting business in the Information Technology Sector ("Information Technology Companies"), the Fund is subject to legislative or regulatory changes, adverse market conditions and/or increased competition affecting the Information Technology Sector. The prices of the securities of Information Technology Companies may fluctuate widely due to competitive pressures, increased sensitivity to short product cycles and aggressive pricing, problems

relating to bringing their products to market, very high price/earnings ratios, and high personnel turnover due to severe labor shortages for skilled technology professionals.

MATERIALS SECTOR RISK—The risk that the securities of, or financial instruments tied to the performance of, issuers in the Materials Sector that the Fund purchases will underperform the market as a whole. To the extent that the Fund's investments are exposed to issuers conducting business in the Materials Sector ("Materials Sector Companies"), the Fund is subject to legislative or regulatory changes, adverse market conditions and/or increased competition affecting the Materials Sector. The prices of the securities of Materials Companies may fluctuate widely due to the level and volatility of commodity prices, the exchange value of the U.S. dollar, import controls, worldwide competition, liability for environmental damage, depletion of resources, and mandated expenditures for safety and pollution control devices.

REAL ESTATE SECTOR RISK—The Fund invests in the securities of real estate companies, including REITs. The Fund is subject to the risk that the securities of real estate companies that the Fund purchases will underperform the market as a whole. To the extent that the Fund's investments are exposed to issuers conducting their business in the Real Estate Sector ("Real Estate Companies"), the Fund is subject to legislative or regulatory changes, adverse market conditions and/or increased competition affecting the Real Estate Sector. Investments in Real Estate Companies also may subject the Fund to the risks associated with the direct ownership of real estate. The general performance of the real estate industry has historically been cyclical and particularly sensitive to economic downturns. Changes in prevailing real estate values and rental income, interest rates and changing demographics may affect the value of securities of issuers in the real estate industry. As the demand for, or prices of, real estate increase, the value of the Fund's investments generally would be expected to also increase. Conversely, declines in the demand for, or prices of, real estate generally would be expected to contribute to declines in the value of the real estate market and REITs. Such declines may occur quickly and without warning and may negatively impact the value of the Fund and your investment. For more information regarding the potential risks of investing in REITs, please see "Real Estate Investment Trust ("REIT") Risk" above.

UTILITIES SECTOR RISK—The risk that the securities of, or financial instruments tied to the performance of, issuers in the Utilities Sector that the Fund purchases will underperform the market as a whole. To the extent that the Fund's investments are exposed to issuers conducting business in the Utilities Sector ("Utilities Companies"), the Fund is subject to legislative or regulatory changes, adverse market conditions and/or increased competition affecting the Utilities Sector. The prices of the securities of Utilities Companies may fluctuate widely due to both federal and state regulations governing rates of return and services that may be offered, fierce competition for market share, and competitive challenges in the U.S. from foreign competitors engaged in strategic joint ventures with U.S. companies, and in foreign markets from both U.S. and foreign competitors. The prices of the securities of Utilities Companies may fluctuate widely due to government regulation; the effect of interest rates on capital financing; competitive pressures due to deregulation in the utilities industry; supply and demand for services; increased sensitivity to the cost of natural resources required for energy production; and environmental factors such as conservation of natural resources or pollution control.

SHAREHOLDER TRADING RISK—The Advisor expects a significant portion of the Fund's assets to come from investors who take part in certain strategic and tactical asset allocation programs that involve frequent trading to take advantage of anticipated changes in market conditions. Frequent trading could increase the rate of the Fund's portfolio turnover, which correspondingly may increase the transaction expenses borne by the Fund, including brokerage commissions or dealer mark-ups/markdowns and other transaction costs on the sale of securities and reinvestments in other securities. The trading costs associated with portfolio turnover may adversely affect the Fund's performance. In addition, large movements of assets into and out of the Fund may have a negative impact on its ability to achieve its investment objective or its desired level of operating expenses. The risks associated with frequent trading activity and high portfolio turnover will have a negative impact on longer-term investments.

SHORT SALES AND SHORT EXPOSURE RISK—Short sales are transactions in which the Fund sells a security it does not own. To complete the transaction, the Fund must borrow the security to make delivery to the buyer. The Fund is then obligated to replace the security borrowed by purchasing the security at the market price at the time of replacement. The price at such time may be higher or lower than the price at which the security was sold by the Fund. If the underlying security goes down in price between the time the Fund sells the security and buys it back, the Fund

will realize a gain on the transaction. Conversely, if the underlying security goes up in price during the period, the Fund will realize a loss on the transaction. Any such loss is increased by the amount of premium or interest the Fund must pay to the lender of the security. Likewise, any gain will be decreased by the amount of premium or interest the Fund must pay to the lender of the security. The Fund also is required to segregate other assets (not including the proceeds from the short sale) on its books to cover its obligation to return the security to the lender which means that those other assets may not be available to meet the Fund's needs for immediate cash or other liquidity. The Fund's investment performance also may suffer if the Fund is required to close out a short position earlier than it had intended. This would occur if the securities lender required the Fund to deliver the securities the Fund borrowed at the commencement of the short sale and the Fund was unable to borrow the securities from another securities lender or otherwise obtain the security by other means. In addition, the Fund may be subject to expenses related to short sales that are not typically associated with investing in securities directly, such as costs of borrowing and margin account maintenance costs associated with the Fund's open short positions. These expenses negatively impact the performance of the Fund. For example, when the Fund short sells an interest-bearing security, such as a bond, it is obligated to pay the interest on the security it has sold. This cost is partially offset by the interest earned by the Fund on the investment of the cash generated by the short sale. When the Fund sells short an equity security that pays a dividend, the Fund must pay out the dividend rate of the equity security to the lender and records this as an expense of the Fund and reflects the expense in its financial statements. However, a dividend paid on a security sold short generally has the effect of reducing the market value of the shorted security and thus, increases the Fund's unrealized gain or reduces the Fund's unrealized loss on its short sale transaction. To the extent that the interest rate and/or dividend that the Fund is obligated to pay is greater than the interest earned by the Fund on investments, the performance of the Fund will be negatively impacted. These types of short sales expenses are sometimes referred to as the "negative cost of carry," and will tend to cause the Fund to lose money on a short sale even in instances where the price of the underlying security sold short does not change over the duration of the short sale. The Fund also may obtain short sale-like exposure through the use of derivative investments. Short exposure subjects the Fund to counterparty credit risk and leverage risk. The risk of loss through a short sale or other short exposure may in some cases be theoretically unlimited.

SOVEREIGN DEBT RISK—Sovereign debt instruments are subject to the risk that a governmental entity may delay or refuse to pay interest or repay principal on its sovereign debt, due, for example, to cash flow problems, insufficient foreign currency reserves, political considerations, the relative size of the governmental entity's debt position in relation to the economy or the failure to put in place economic reforms required by the International Monetary Fund or other multilateral agencies. Sovereign debt of emerging countries may be in default or present a greater risk of default, the risk of which is heightened given the current conditions. If a governmental entity defaults, it may ask for more time in which to pay or for further loans. There is no legal process for collecting sovereign debt that a government does not pay nor are there bankruptcy proceedings through which all or part of the sovereign debt that a governmental entity has not repaid may be collected.

STABLE PRICE PER SHARE RISK—The Fund is subject to Stable Price Per Share Risk. The Fund's assets are valued using the amortized cost method, which enables the Fund to maintain a stable price of \$1.00 per share. Although the Fund is managed to maintain a stable price per share of \$1.00, there is no guarantee that the price will be constantly maintained, and it is possible to lose money. The Fund is not a bank deposit and is not federally insured or guaranteed by any government agency or guaranteed to achieve its objective.

TEMPORARY DEFENSIVE INVESTMENT RISK—The Fund may be affected by a general decline in market specific market segments or the market as a whole (the risk of which is particularly acute under current conditions). The Fund invests in securities included in a specific market segment, such as the commodity and financial futures markets, in an effort to achieve its investment objective and regardless of their investment merits. The Advisor does not attempt to take defensive positions in the Fund in declining markets. As a result, the Fund may be subject to greater losses in a declining market than a fund that does take defensive positions.

TRACKING ERROR RISK—The Advisor may not be able to cause the Fund's performance to match or correlate to that of the Fund's benchmark, either on a daily or aggregate basis. Factors such as Fund expenses, imperfect correlation between the Fund's investments and those of its underlying index, rounding of share prices, changes to the composition of the underlying index, regulatory policies, high portfolio turnover rate and the use of leverage all contribute to tracking error. Tracking error may cause the Fund's performance to be less than you expect.

In addition, because each of the Nova Fund, S&P 500[®] Fund, Inverse S&P 500[®] Strategy Fund, NASDAQ-100[®] Fund, Inverse NASDAQ-100[®] Strategy Fund, Inverse Mid-Cap Strategy Fund, Russell 2000[®] Fund, Inverse Russell 2000[®]

Strategy Fund, Dow Jones Industrial Average[®] Fund, S&P 500[®] Pure Growth Fund, S&P 500[®] Pure Value Fund, S&P MidCap 400[®] Pure Growth Fund, S&P MidCap 400[®] Pure Value Fund, S&P SmallCap 600[®] Pure Growth Fund, S&P SmallCap 600[®] Pure Value Fund, Emerging Markets 2x Strategy Fund, Inverse Emerging Markets 2x Strategy Fund, Strengthening Dollar 2x Strategy Fund, Weakening Dollar 2x Strategy Fund, Government Long Bond 1.2x Strategy Fund, and Inverse Government Long Bond Strategy Fund is tracking the performance of its benchmark on a daily basis and the Monthly Rebalance NASDAQ-100[®] 2x Strategy Fund is tracking the performance of its benchmark on a calendar month basis, mathematical compounding may prevent the Fund from correlating with the monthly, quarterly, annual or other period performance of its benchmark. Tracking error may cause the Fund's performance to be less than you expect.

The Europe 1.25x Strategy Fund and Japan 2x Strategy Fund seek to track their respective benchmarks over time, but also are subject to the effects of mathematical compounding. Tracking error may be more significant for the Europe 1.25x Strategy Fund and Japan 2x Strategy Fund compared to other Funds due to the Funds' consistent application of leverage to increase exposure to their respective underlying indices.

The prices of the Europe 1.25x Strategy Fund and Japan 2x Strategy Fund are calculated at the close of the U.S. markets using fair value prices. Due to the differences in times between the close of the European and Japanese markets and the time the Funds price their shares, the value the Funds assign to securities generally will not be the same as the quoted or published prices of those securities on their primary markets or exchanges. On a daily basis, the Funds are priced with consideration to the performance of securities on their primary exchanges, foreign currency appreciation/depreciation, and market movement in the U.S. as related to the securities. As a result, the tracking error risk for the Europe 1.25x Strategy Fund and Japan 2x Strategy Fund may be higher than for other Funds.

TRADING HALT RISK—The Fund typically will hold futures contracts and short-term options. The major exchanges on which these contracts are traded, such as the Chicago Mercantile Exchange, have established limits on how much the trading price of a futures contract or option may decline over various time periods within a day, and may halt trading in a contract that exceeds such limits. In addition, the major securities exchanges, such as the NYSE, have established limits on how much the securities market, based on the Dow Jones Industrial Average[®], may decline over various time periods within a day. If the price of a security, a futures contract or an option declines more than the established limits, trading on the exchange is halted on that instrument. If a trading halt occurs, the Fund may temporarily be unable to purchase or sell the futures contracts, options or securities that are the subject of the trading halt. Such a trading halt near the time the Fund prices its shares may limit the Fund's ability to use leverage and fully invest its assets, which could increase tracking error and adversely affect performance, and may prevent the Fund from achieving its investment objective. In such an event, the Fund also may be required to use a "fair value" method to price its outstanding contracts or securities. Fair value determinations are inherently subjective and reflect good faith judgments based on available information. Accordingly, there can be no assurance that the determination of a security's fair value in accordance with the Fund's valuation procedures will in fact approximate the price at which the Fund could sell that security at that time (*i.e.*, the sale price could differ, sometimes significantly, from the Fund's last valuation for the security).

U.S. GOVERNMENT SECURITIES RISK—Different types of U.S. government securities have different relative levels of credit risk depending on the nature of the particular government support for that security. U.S. government securities may be supported by: (i) the full faith and credit of the United States government; (ii) the ability of the issuer to borrow from the U.S. Treasury; (iii) the credit of the issuing agency, instrumentality or government-sponsored entity; (iv) pools of assets (*e.g.*, mortgage-backed securities); or (v) the United States in some other way. The U.S. government and its agencies and instrumentalities do not guarantee the market value of their securities, which may fluctuate in value and are subject to investment risks, and certain U.S. government securities may not be backed by the full faith and credit of the United States government. The value of U.S. government obligations may be adversely affected by changes in interest rates. It is possible that the issuers of some U.S. government securities will not have the funds to timely meet their payment obligations in the future and there is a risk of default. For certain agency issued securities, there is no guarantee the U.S. government will support the agency if it is unable to meet its obligations.

VALUE STOCKS RISK—Value stocks tend to be inexpensive relative to their earnings or assets compared to other types of stocks. Over time, a value investing style may go in and out of favor, causing the Fund to sometimes underperform other equity funds that use different investing styles. Value stocks can react differently to issuer, political, market and economic developments than the market overall and other types of stock. In addition, the Fund's value approach carries the risk that the market will not recognize a security's intrinsic value for a long time or that a stock judged to be undervalued may actually be appropriately priced.

PORTFOLIO HOLDINGS

A description of the Funds' policies and procedures with respect to the disclosure of Fund portfolio securities is available in the SAI.

MANAGEMENT OF THE FUNDS

INVESTMENT ADVISOR

The Advisor, Security Investors, LLC, is located at 702 King Farm Boulevard, Suite 200, Rockville, Maryland 20850, and serves as investment adviser of the Funds. The Advisor is a registered investment adviser and a registered commodity pool operator. The Advisor has served as the investment adviser of each Fund since its inception.

The Advisor makes investment decisions for the assets of the Funds and continuously reviews, supervises, and administers each Fund's investment program. The Board of Trustees of the Trust supervises the Advisor and establishes policies that the Advisor must follow in its day-to-day management activities. Pursuant to an investment advisory agreement between the Trust and the Advisor, each Fund paid the Advisor a fee at an annualized rate for the fiscal year ended March 31, 2020, based on the average daily net assets of the Fund, as set forth below:

Fund	Advisory Fee
Nova Fund	0.75%
S&P 500 [®] Fund	0.75%
Inverse S&P 500 [®] Strategy Fund	0.90%
Monthly Rebalance NASDAQ-100 [®] Strategy Fund	0.90%
NASDAQ-100 [®] Fund	0.75%
Inverse NASDAQ-100 [®] Strategy Fund	0.90%
Mid-Cap 1.5x Strategy Fund	0.90%
Inverse Mid-Cap Strategy Fund	0.90%
Russell 2000 [®] 1.5x Strategy Fund	0.90%
Russell 2000 [®] Fund	0.75%
Inverse Russell 2000 [®] Strategy Fund	0.90%
Dow Jones Industrial Average [®] Fund	0.75%
S&P 500 [®] Pure Growth Fund	0.75%
S&P 500 [®] Pure Value Fund	0.75%
S&P MidCap 400 [®] Pure Growth Fund	0.75%
S&P MidCap 400 [®] Pure Value Fund	0.75%
S&P SmallCap 600 [®] Pure Growth Fund	0.75%
S&P SmallCap 600 [®] Pure Value Fund	0.75%
Sector Funds (Except for the Precious Metals Fund)	0.85%
Precious Metals Fund	0.75%
Europe 1.25x Strategy Fund	0.90%
Japan 2x Strategy Fund	0.75%
Emerging Markets 2x Strategy Fund	0.90%
Inverse Emerging Markets 2x Strategy Fund	0.90%
Strengthening Dollar 2x Strategy Fund	0.90%
Weakening Dollar 2x Strategy Fund	0.90%
Real Estate Fund	0.85%
Government Long Bond 1.2x Strategy Fund	0.50%
Inverse Government Long Bond Strategy Fund	0.90%
High Yield Strategy Fund	0.75%
Inverse High Yield Strategy Fund	0.75%

Fund	Advisory Fee
Emerging Markets Bond Strategy Fund	0.75%
U.S. Government Money Market Fund	0.50%

When the aggregate assets of the Funds, the Commodities Strategy Fund, which is offered in a separate Prospectus, and the Rydex Dynamic Funds series equal or exceed \$10 billion, the advisory fee rate paid by each individual Fund will be reduced in accordance with the asset level and breakpoint schedule set forth below.

Fund Assets Under Management	Fund Asset-Based Breakpoint Reductions
\$500 million - \$1 billion	0.025%
> \$1 billion - \$2 billion	0.05%
> \$2 billion	0.075%

The Advisor has contractually agreed to reduce fees and/or reimburse expenses to the extent necessary in order to keep net expenses (including Rule 12b-1 fees (if any), but exclusive of brokerage costs, dividends on securities sold short, expenses of other investment companies in which the Fund invests, interest, taxes, litigation, indemnification, and extraordinary expenses (as determined under generally accepted accounting principles) from exceeding the Monthly Rebalance NASDAQ-100® 2x Strategy Fund's average daily net assets as follows:

Fund	Expense Cap
Monthly Rebalance NASDAQ-100® 2x Strategy Fund	1.35%

The above contractual fee waiver will be honored by the Advisor through July 31, 2021. The fee waiver may be renewed by the Advisor for subsequent periods thereafter. To maintain the expense limit, the Advisor may reduce a portion of its management fees and/or reimburse certain expenses of the Fund. This Agreement may be terminated only with the approval of the Fund's Board of Trustees. In any event, this undertaking will continue for at least twelve months from the date of this Prospectus.

For the U.S. Government Money Market Fund, the Advisor and/or one or more of its affiliates may reimburse expenses or waive fees of the Fund to the extent necessary to maintain the Fund's net yield at a certain level as determined by the Advisor. Any such waiver or expense reimbursement would be voluntary and could be discontinued at any time. There is no guarantee that the Fund will be able to avoid a negative yield or to continue paying periodic dividends when the yield is not positive.

The Advisor bears all of its own costs associated with providing these advisory services and the expenses of the members of the Board of Trustees who are affiliated with the Advisor. In addition, the Advisor may make payments from its own resources to broker-dealers and other financial institutions, including to the Advisor's parent company, Guggenheim Capital, LLC and its affiliates, in connection with services provided to the Funds and for services provided in connection with the sale of Fund shares.

A discussion regarding the basis for the Board of Trustees' approval of the Funds' investment advisory agreement in May 2019 is currently available in the Funds' September 2019 Semi-Annual Reports to Shareholders, which cover the period April 1, 2019 to September 30, 2019. A discussion regarding the basis for the Board of Trustees' approval of the Funds' investment advisory agreement in May 2020 will be available in the Funds' September 2020 Semi-Annual Reports to Shareholders, which cover the period April 1, 2020 to September 30, 2020.

For each Fund, except the Nova Fund, Inverse S&P 500® Strategy Fund, NASDAQ-100® Fund, Inverse Mid-Cap Strategy Fund, S&P 500® Pure Growth Fund, S&P 500® Pure Value Fund, S&P MidCap 400® Pure Value Fund, S&P SmallCap 600® Pure Value Fund, Basic Materials Fund, Health Care Fund, Internet Fund, Retailing Fund, Transportation Fund, Japan 2x Strategy Fund, Strengthening Dollar 2x Strategy Fund, Weakening Dollar 2x Strategy Fund, Real Estate Fund, Inverse Government Long Bond Strategy Fund, and Inverse High Yield Strategy Fund, the Advisor may hire one or more sub-advisers to oversee the day-to-day activities of the Funds without seeking the approval of Fund shareholders. The Advisor and the Funds rely on an exemptive order obtained from the SEC to be able to function as a multi-manager structure. The order allows the Advisor to hire, replace or terminate unaffiliated sub-advisers without the approval of shareholders. The order also allows the Advisor to revise a sub-advisory agreement with an unaffiliated sub-adviser with the approval of the Funds' Board of Trustees, but without shareholder approval. However, any

increase in the aggregate advisory fee paid by a Fund, including any increase resulting from a change to a Fund's sub-advisory arrangements, remains subject to shareholder approval. If a new unaffiliated sub-adviser is hired, shareholders will receive information about the new sub-adviser within 90 days of the change. The order allows the Funds to operate more efficiently and with greater flexibility. In the event the Funds use a sub-advisor, the Advisor would provide the following oversight and evaluation services to the Funds:

- performing initial due diligence on prospective sub-advisers for the Funds;
- monitoring the performance of the sub-advisers;
- communicating performance expectations to the sub-advisers; and
- ultimately recommending to the Board of Trustees whether a sub-adviser's contract should be renewed, modified or terminated.

The Advisor does not expect to recommend frequent changes of sub-advisers. Although the Advisor will monitor the performance of the sub-advisers, there is no certainty that any sub-adviser or Fund will obtain favorable results at any given time. Currently the Funds are not managed by a sub-adviser.

To the extent sub-advisers provide sub-advisory services to the Funds, their activities with respect to the Funds are subject to oversight by the Advisor. The Advisor has ultimate responsibility for the investment performance of the Funds due to its responsibility to oversee each sub-adviser and recommend their hiring, termination and replacement. The Advisor is not required to disclose individual fees paid to any sub-adviser hired pursuant to the order.

PORTFOLIO MANAGEMENT

The Funds are managed by a team of investment professionals. On a day-to-day basis, Messrs. Michael P. Byrum and Ryan Harder are jointly and primarily responsible for the day-to-day management of each Fund. Biographical information for each of the portfolio managers is listed below.

Michael P. Byrum, CFA, Senior Vice President—Mr. Byrum has been associated with the Advisor since 1993. Mr. Byrum was the inaugural portfolio manager for many of the Rydex products, including the Rydex leveraged and inverse funds, sector fund lineup and alternative investment portfolios. Today, Mr. Byrum continues to play an instrumental role in product development and investment strategy at Guggenheim Investments and oversees the trading, research and portfolio management activities of the quantitative strategies team, which focuses on target beta, alternative and asset allocation strategies. He is the chairman of the Investment Strategy Committee and is a member of the Risk Management Committee and Credit Review Committee. Prior to joining the Advisor, Mr. Byrum served in a brokerage capacity with Money Management Associates, the registered investment advisor to Rushmore Funds, Inc. He earned a B.S. in finance from the Miami University of Ohio. He also has earned the right to use the Chartered Financial Analyst® designation and is a member of the CFA Institute and the CFA Society of Washington.

Ryan A. Harder, CFA, Portfolio Manager—Mr. Harder is involved in the management of each series of Rydex Series Funds, Rydex Dynamic Funds and Rydex Variable Trust, but focuses particularly on the management of the Domestic Equity, International Equity, Fixed Income, and Alternative Funds. Mr. Harder joined the Advisor in 2004 as an Assistant Portfolio Manager, was promoted to Portfolio Manager in 2005 and has served in his current capacity since 2008. He was instrumental in the launch of the Multi-Hedge Strategies, High Yield Strategy and Inverse High Yield Strategy Funds. Prior to joining the Advisor, Mr. Harder served in various capacities with WestLB Asset Management, including as an Assistant Portfolio Manager, and worked in risk management at CIBC World Markets. He holds a B.A. in Economics from Brock University in Ontario, Canada and a Master of Science in International Securities, Investment and Banking from the ICMA Centre at the University of Reading in the U.K.

Additional information about the portfolio managers' compensation, other accounts managed by the portfolio managers, and the portfolio managers' ownership of securities in the Funds is available in the SAI.

SHAREHOLDER INFORMATION

CALCULATING NET ASSET VALUE

The price at which you buy, sell and exchange shares is the net asset value per share, which also is known as NAV.

Each Fund calculates its NAV by:

- Taking the current market value of its total assets
- Subtracting any liabilities
- Dividing that amount by the total number of shares owned by shareholders

Each Fund, except for the S&P 500[®] Fund, Russell 2000[®] Fund, Emerging Markets 2x Strategy Fund, Inverse Emerging Markets 2x Strategy Fund, and Emerging Markets Bond Strategy Fund, calculates its NAV once each Business Day typically as of the close of regular trading on the NYSE (normally, 4:00 p.m., Eastern Time). The S&P 500[®] Fund, Russell 2000[®] Fund, Emerging Markets 2x Strategy Fund, Inverse Emerging Markets 2x Strategy Fund, and Emerging Markets Bond Strategy Fund calculate NAV twice each Business Day, first in the morning and again in the afternoon, on each day that the NYSE is open for trading. The S&P 500[®] Fund, Russell 2000[®] Fund, Emerging Markets 2x Strategy Fund, Inverse Emerging Market 2x Strategy Fund, and Emerging Markets Bond Strategy Fund typically calculate the morning NAV as of 10:45 a.m., Eastern Time and the afternoon NAV as of the close of regular trading on the NYSE (normally, 4:00 p.m., Eastern Time). The NYSE is open Monday through Friday, except in observation of the following holidays: New Year's Day, Martin Luther King, Jr. Day, Presidents' Day, Good Friday, Memorial Day, Independence Day, Labor Day, Thanksgiving Day and Christmas Day.

On any day that the NYSE closes early, whether scheduled (e.g., days preceding or following generally observed holidays) or unscheduled (e.g., market closures due to trading halts), the Funds typically will calculate NAV as of the earlier closing time and advance the time by which purchase and redemption orders must be received accordingly. In addition, on days that the NYSE is scheduled to close early (e.g., days preceding or following generally observed holidays), the S&P 500[®] Fund, Russell 2000[®] Fund, Emerging Markets 2x Strategy Fund, Inverse Emerging Markets 2x Strategy Fund, and Emerging Markets Bond Strategy Fund will typically calculate NAV only once as of the early closing time. In the event the NYSE is subject to an unscheduled early close (e.g., market closures due to trading halts) that takes place after 10:45 a.m., Eastern Time, the S&P 500[®] Fund, Russell 2000[®] Fund, Emerging Markets 2x Strategy Fund, Inverse Emerging Markets 2x Strategy Fund, and Emerging Markets Bond Strategy Fund will typically calculate the morning NAV as of 10:45 a.m., Eastern Time, and the afternoon NAV as of the earlier closing time. In each case, the S&P 500[®] Fund, Russell 2000[®] Fund, Emerging Markets 2x Strategy Fund, Inverse Emerging Markets 2x Strategy Fund, and Emerging Markets Bond Strategy Fund will advance the time by which purchase and redemption orders must be received accordingly.

On days that the corporate bond markets close early in advance of or following generally observed holidays, the Government Long Bond 1.2x Strategy Fund, Inverse Government Long Bond Strategy Fund, High Yield Strategy Fund, Inverse High Yield Strategy Fund, and Emerging Markets Bond Strategy Fund typically will calculate NAV as of 1 p.m., Eastern Time and advance the time by which purchase and redemption orders must be received accordingly.

On any day that the NYSE or other principal trading market relevant to a particular Fund has an earlier closing time (scheduled or unscheduled) - or as otherwise permitted by the SEC - each Fund reserves the right to: (i) advance the time the NAV is calculated and, correspondingly, the time by which purchase and redemption orders must be received or (ii) accept purchase and redemption orders until (and calculate its NAV as of) the normally scheduled close of regular trading on the NYSE or such other principal trading market for that day.

The Funds generally do not accept purchase and redemption orders (or calculate their respective NAVs) on days that the NYSE is closed for business (scheduled or unscheduled). On any day that the NYSE is closed when it would normally be open for business, the Funds may accept purchase and redemption orders until (and calculate its NAV as of) the normally scheduled close of regular trading on the NYSE.

For more information, please call 800.820.0888 or visit the Guggenheim Investments website — www.guggenheiminvestments.com.

In calculating NAV, each Fund, except for the International Equity Funds, generally values its investment portfolio based on the market price of the securities as of the time the Fund determines NAV. If market prices are unavailable or the Advisor thinks that they are unreliable, the Advisor prices those securities at fair value as determined in good faith using methods approved by the Board of Trustees. For example, market prices may be unavailable if trading in a particular portfolio security was halted during the day and did not resume prior to a Fund's NAV calculation. The Advisor may view market prices as unreliable when the value of a security has been materially affected by events occurring after the market closes, but prior to the time as of which the Funds calculate NAV.

The Advisor generally values the assets of the International Equity Funds at fair value using procedures approved by the Board of Trustees because of the time difference between the close of the relevant foreign exchanges and the time the International Equity Funds price their shares at the close of the NYSE. As such, the value assigned to the International Equity Funds' securities may not be the quoted or published prices of those securities on their primary markets or exchanges.

Securities traded on a domestic securities exchange (including ETF shares) are usually valued at the last sale price on that exchange on the day valuation is made, provided, however, that securities listed on NASDAQ will usually be valued at the NASDAQ Official Closing Price, which may not necessarily represent the last sale price. If no sale is reported on the valuation date, the last current bid price is used.

Commercial paper and discount notes with remaining maturities of greater than sixty (60) days at the time of purchase are valued using a pricing service. Commercial paper and discount notes with remaining maturities of sixty (60) days or less at the time of purchase are valued at amortized cost, unless it is concluded that amortized cost does not represent the fair value of the applicable asset in which case it will be valued using a pricing service. With respect to an underlying open-end mutual fund ("underlying mutual fund") in which a Fund may invest, the Fund generally values the shares of the underlying mutual fund at the underlying mutual fund's NAV and the prospectus for the underlying mutual fund explains the circumstances under which the mutual fund will use fair value pricing and the effects of fair value pricing.

Total return index swaps are generally valued based on the current index value at the morning NAV pricing deadline (typically 10:45 a.m. Eastern Time) for Funds that calculate a morning NAV. For the afternoon NAV pricing deadline (typically 4:00 p.m. Eastern Time) for such Funds and for Funds that calculate NAV once per day, total return index swaps are generally valued using the official index closing price. Single name credit default swaps are generally valued using an evaluated price provided by a pricing service. If there is no evaluated price available, then single name credit default swaps are valued based on broker bid prices. Equity options are generally valued using the mid-price and commodity options are generally valued based on the underlying futures contract of the option. Futures contracts are generally valued based on the last sale price. For Funds that calculate NAV twice per day, index and currency futures are generally valued based on the last sale price as of 10:45 a.m. Eastern Time for the morning NAV pricing deadline and based on the last sale as of 4:00 p.m. Eastern Time for the afternoon NAV pricing deadline. Exchange-traded futures are generally valued based on the last sale price from the local market.

For foreign securities and other assets that are priced in a currency other than U.S. dollars, a Fund will convert the security or asset from the local currency into U.S. dollars using the relevant current exchange rate. Foreign securities may trade in their primary markets on weekends or other days when the Funds do not price their shares.

The use of fair valuation in pricing a security involves the consideration of a number of subjective factors and therefore, is susceptible to the unavoidable risk that the valuation may be higher or lower than the price at which the security might actually trade if a reliable market price were readily available.

The U.S. Government Money Market Fund values its assets using the amortized cost method of valuation pursuant to procedures approved by the Fund's Board of Trustees. More information about the valuation of the Fund's holdings and the amortized cost method can be found in the SAI.

EXPLANATION OF CERTAIN FUND FEES AND EXPENSES

Acquired Fund Fees and Expenses—As a shareholder in other investment companies, which may include other mutual funds, closed-end funds, and business development companies (the "Acquired Funds"), a Fund may indirectly bear its proportionate share of the fees and expenses of the Acquired Funds. "Acquired Fund Fees and Expenses" are based upon (i) the approximate allocation of the Fund's assets among the Acquired Funds and (ii) the net expenses (excluding

interest, taxes and extraordinary expenses) of the Acquired Funds during their most recently completed fiscal year. "Acquired Fund Fees and Expenses" are not direct costs paid by Fund shareholders and do not affect the calculation of the Fund's NAV or the Fund's cost of operations. "Acquired Fund Fees and Expenses" will vary with changes in the expenses of the Acquired Funds, as well as allocation of the Fund's assets, and may be higher or lower than those shown.

Short Sales Dividend and Interest Expense—"Short Sales Dividend and Interest Expense" is incurred when a Fund short sells a security to gain the inverse exposure necessary to meet its investment objective. The Fund must pay out the dividend rate on an equity security, the coupon rate of a fixed income security, and interest expense associated with either, to the lender and records these as an expense of the Fund and reflects these expenses in its financial statements. However, any such dividend or interest expense on a security sold short generally has the effect of reducing the market value of the shorted security – thus increasing the Fund's unrealized gain or reducing the Fund's unrealized loss on its short sale transaction. "Short Sales Dividend and Interest Expense" is not a fee charged to the shareholder by the Advisor or other service provider. Rather it is more similar to the transaction costs or capital expenditures associated with the day-to-day management of any mutual fund.

BUYING, SELLING AND EXCHANGING FUND SHARES

Investor Class shares and Class H shares. Investor Class shares and Class H shares are offered directly through the Funds' transfer agent, MUFG Investor Services (US), LLC, and also through authorized securities brokers and other financial intermediaries.

U.S. Government Money Market Fund shares. Shares of the U.S. Government Money Market Fund are sold principally to clients of professional money managers ("financial intermediaries") who charge such clients an ongoing fee for advisory, investment, consulting or similar services. Shares of the U.S. Government Money Market Fund also are offered directly through the Fund's transfer agent, MUFG Investor Services (US), LLC, and also through authorized securities brokers and other financial intermediaries.

OPENING YOUR ACCOUNT

You will need to open a Guggenheim Investments shareholder account to make share transactions – buy, sell or exchange shares of the Funds directly with Guggenheim Investments. You can obtain an account application or request more information about opening an account by calling Guggenheim Investments Client Services at 800.820.0888 or 301.296.5100. You also may visit www.guggenheiminvestments.com/forms to access "Mutual Fund Forms & Applications."

The type of application you will need depends on the type of account you want to open. For example, if you are opening a retirement account, such as an IRA, you will need to complete a different application than you would if you were opening a taxable account. When you call Guggenheim Investments to request an account application, be sure to let the Client Services representative know what type of account you want to open to ensure that you receive the correct application.

If you open your account through a broker or other financial intermediary, your financial intermediary will ordinarily assist you in completing the necessary application to open your account.

TIPS TO SUCCESSFULLY COMPLETE YOUR ACCOUNT APPLICATION

- You must provide each account holder's social security number or tax ID number and date of birth on the application to avoid a delay in processing.
- Attach a copy of the trust document when establishing a trust account.
- When establishing an account for your corporation, partnership or self-directed retirement plan, please indicate the correct account type to ensure proper tax reporting, and provide a copy of one of the following documents: registered articles of incorporation, government-issued business license, partnership papers, plan documents or other official documentation that verifies the entity and lists the authorized individuals. If you are a legal entity, you must complete and return the Certification of Beneficial Owners Form in addition to your application and other required documents. Failure to provide this supporting documentation may result in a delay in processing your application.

- You must provide a street address (Guggenheim Investments does not accept P.O. Box only addresses). If any joint owner has a different address than the account registration, please indicate what it is on the application.
- Be sure to sign the application.
- If you open an account directly with Guggenheim Investments you will receive a confirmation statement by mail confirming your initial purchase. Review this confirmation carefully to ensure that all of the information is correct. Notify us promptly of any errors.
- Any application that is sent to the transfer agent does not constitute a purchase order until the transfer agent processes the application and receives correct payment by check, wire transfer or ACH.

TRANSACTION INFORMATION

This section provides important information about the procedures that you must follow when you buy, sell or exchange shares of the Funds. You may submit transaction orders to buy, sell or exchange Fund shares on any Business Day. As discussed in greater detail under "Calculating Net Asset Value," on any day that the NYSE or other principal trading market relevant to a particular Fund has an earlier closing time (scheduled or unscheduled) - or as otherwise permitted by the SEC - each Fund reserves the right to: (i) advance the time the NAV is calculated and, correspondingly, the time by which purchase and redemption orders must be received or (ii) accept purchase and redemption orders until (and calculate its NAV as of) the normally scheduled close of regular trading on the NYSE or such other principal trading market for that day.

The NYSE holiday schedule is included in the SAI and Guggenheim Investments will post advance notice of early NYSE and Bond Market closings at www.guggenheiminvestments.com.

Notwithstanding the foregoing, the U.S. Government Money Market Fund reserves the right to accept orders to purchase or redeem shares on any day that is not a Business Day and the Federal Reserve Bank of New York or National Securities Clearing Corporation remains open. In addition, the U.S. Government Money Market Fund may designate special hours of operation on any such day. In the event that the U.S. Government Money Market Fund invokes the right to accept orders to purchase or redeem shares on any day that is not a Business Day and/or adopt special hours of operation, the U.S. Government Money Market Fund will post advance notice of these events at www.guggenheiminvestments.com.

TRANSACTION CUT-OFF TIMES

All shareholder transaction orders are processed at the NAV next determined after your transaction order is received with all of the necessary information, sometimes referred to as "good order," by the Funds' transfer agent, MUFG Investor Services (US), LLC, or an authorized dealer. The following transaction cut-off times have been established in order to allow the transfer agent appropriate time to report the current day's trading activity to the Advisor. Any purchase transaction that is sent to the transfer agent does not constitute a purchase order until the transfer agent processes the transaction and receives correct payment by check, wire transfer or ACH.

Some intermediaries may not offer intra-day trading or pricing regardless of when you place your order with your intermediary. All orders received in good order by a financial intermediary that does not offer intra-day pricing will be priced at the Funds' afternoon NAV. For more information about your financial intermediary's rules and procedures, you should contact your intermediary directly.

METHOD	FUND	MORNING CUT-OFF TIME	AFTERNOON CUT-OFF TIME
By Mail	All Funds	Not Available	Market Close
By Phone	Domestic Equity Funds (except for the S&P 500 [®] Fund and Russell 2000 [®] Fund), Europe 1.25x Strategy Fund, Japan 2x Strategy Fund, Strengthening Dollar 2x Strategy Fund, Weakening Dollar 2x Strategy Fund, Government Long Bond 1.2x Strategy Fund, and Inverse Government Long Bond Strategy Fund	Not Available	3:45 P.M., Eastern Time
	S&P 500 [®] Fund, Russell 2000 [®] Fund, Emerging Markets 2x Strategy Fund, and Inverse Emerging Markets 2x Strategy Fund	10:30 A.M., Eastern Time	3:45 P.M., Eastern Time
	Emerging Markets Bond Strategy Fund	10:30 A.M., Eastern Time	3:30 P.M., Eastern Time
	Sector Funds, Real Estate Fund, High Yield Strategy Fund, and Inverse High Yield Strategy Fund	Not Available	3:30 P.M., Eastern Time
	U.S. Government Money Market Fund*	Not Available	4:00 P.M., Eastern Time
By Internet	Domestic Equity Funds (except for the S&P 500 [®] Fund, Russell 2000 [®] Fund, S&P 500 [®] Pure Growth Fund, S&P 500 [®] Pure Value Fund, S&P MidCap 400 [®] Pure Growth Fund, S&P MidCap 400 [®] Pure Value Fund, S&P SmallCap 600 [®] Pure Growth Fund, and S&P SmallCap 600 [®] Pure Value Fund), Europe 1.25x Strategy Fund, Japan 2x Strategy Fund, Strengthening Dollar 2x Strategy Fund, Weakening Dollar 2x Strategy Fund, Government Long Bond 1.2x Strategy Fund, and Inverse Government Long Bond Strategy Fund	Not Available	3:55 P.M., Eastern Time
	S&P 500 [®] Fund, Russell 2000 [®] Fund, Emerging Markets 2x Strategy Fund, and Inverse Emerging Markets 2x Strategy Fund	10:30 A.M., Eastern Time	3:55 P.M., Eastern Time
	Emerging Markets Bond Strategy Fund	10:30 A.M., Eastern Time	3:45 P.M., Eastern Time
	S&P 500 [®] Pure Growth Fund, S&P 500 [®] Pure Value Fund, S&P MidCap 400 [®] Pure Growth Fund, S&P MidCap 400 [®] Pure Value Fund, S&P SmallCap 600 [®] Pure Growth Fund, S&P SmallCap 600 [®] Pure Value Fund, Sector Funds and Real Estate Fund	Not Available	3:50 P.M., Eastern Time
	High Yield Strategy Fund and Inverse High Yield Strategy Fund	Not Available	3:45 P.M., Eastern Time
	U.S. Government Money Market Fund*	Not Available	4:00 P.M., Eastern Time

METHOD	FUND	MORNING CUT-OFF TIME	AFTERNOON CUT-OFF TIME
By Financial Intermediary	All Funds (except the S&P 500 [®] Fund, Russell 2000 [®] Fund, Emerging Markets 2x Strategy Fund, Inverse Emerging Markets 2x Strategy Fund and Emerging Markets Bond Strategy Fund)	Not Available	Market Close**
	S&P 500 [®] Fund, Russell 2000 [®] Fund, Emerging Markets 2x Strategy Fund, Inverse Emerging Markets 2x Strategy Fund, and Emerging Markets Bond Strategy Fund	10:30 A.M., Eastern Time**	Market Close**

* To receive the current Business Day's dividend for the Fund, the Fund must receive your wire purchase order by 1:00 p.m., Eastern Time. All redemption orders received prior to 1:00 p.m., Eastern Time will not receive the current Business Day's dividend. All redemption orders received after 1:00 p.m., Eastern Time are entitled to receive the current Business Day's dividend.

** Each financial intermediary may have its own rules about share transactions, and may impose earlier cut-off times for processing your transaction order.

TRANSACTIONS THROUGH YOUR FINANCIAL INTERMEDIARY

If you opened your account through a financial intermediary, you will ordinarily submit your transaction orders through that financial intermediary, which may have its own rules about share transactions, and may have earlier cut-off times for processing your transaction order. Your financial intermediary is responsible for ensuring that your transaction order is in good order, and promptly transmitting your order to the Funds. Transaction orders received in good order by your financial intermediary will be processed at the Funds' next determined NAV. Financial intermediaries may charge fees for the services they provide to you in connection with processing your transaction order or maintaining your account with them. Each financial intermediary also may have its own rules about minimum initial investment amounts, minimum account balances, share transactions and limits on the number of share transactions you are permitted to make in a given time period. Not all financial intermediaries are authorized to sell shares of the Funds. **For more information about your financial intermediary's rules and procedures, you should contact your financial intermediary directly.**

BUYING FUND SHARES

Each Fund offers its shares continuously and investors may submit purchase orders to buy shares on any Business Day. However, Guggenheim Investments reserves the right to reject or refuse, in whole or in part, any purchase order for Fund shares within three business days of Guggenheim Investments receiving the purchase order. Purchase orders are subject to the Funds' transaction cut-off times and will be processed at the NAV next determined after your purchase order is received in good order. For information regarding the minimum initial investment amounts applicable to purchases of Investor Class shares and Class H shares of the Funds, as applicable, please see the Funds' summary sections earlier in this Prospectus. Trustees and officers of the Funds and other mutual funds managed by the Advisor or one or more of its affiliates, and directors, officers and employees, including household members of such persons, of the Funds' Advisor or the Funds' distributor, Guggenheim Funds Distributors, LLC (the "Distributor"), and their affiliates, are eligible to purchase Investor Class shares and Class H shares of the Funds without meeting the minimum initial investment amount for accounts held directly at Guggenheim Investments.

Each Fund is generally required to report cost basis, gain or loss, and holding period information to you and the Internal Revenue Service (the "IRS") when "covered shares" are redeemed. Shares acquired on or after January 1, 2012 are generally considered covered shares. The Fund will use a default average cost method for reporting your cost basis for covered shares, unless you instruct us to use another method. Under the average cost method, the basis per share is reported as an average of the bases of your Fund shares in the account. For these purposes, covered shares and non-covered shares are treated as held in separate accounts. If you wish to choose another default cost basis method for your account you may select from among FIFO ("first-in-first-out"), LIFO ("last-in-first-out") and

FIFO ("highest-cost-in-first-out"). For redemptions of shares acquired before January 1, 2012 ("non-covered shares"), the Fund is not required to report cost basis information to you or the IRS.

Accounts opened through a financial intermediary may be subject to different cost basis method policies. For more information about your financial intermediary's rules and procedures, you should contact your financial intermediary directly.

Fund shareholders should consult with their tax advisers prior to making redemptions to determine the best IRS accepted cost basis method for their tax situation and to obtain more information about the cost basis reporting rules. For more information, please see "Cost Basis."

For additional discussion of the average cost method, see "Redemption Procedures."

PURCHASE PROCEDURES

The Funds offer you the option to submit purchase orders through your financial intermediary or send purchase orders by mail, fax or internet and send purchase proceeds by check, wire transfer or ACH to the Funds for accounts opened directly. The Funds do not accept cash or cash equivalents (such as travelers' checks and money orders), starter checks, or checks drawn on a line of credit (including credit card convenience checks). The Funds typically do not accept third-party checks. Fund management reserves the right to refuse other payment instruments if, in the sole discretion of Fund management, it is deemed to be in the best interest of the Funds. The refund of a canceled purchase will be mailed to you after the 10-day hold has expired for purchases made by ACH and check.

Guggenheim Investments does not accept purchase orders from non-resident U.S. citizens or non-resident aliens.

Retirement contributions will be considered as current year contributions unless otherwise instructed in writing at the time of the contribution.

You may buy shares and send your purchase proceeds by any of the following methods:

	Initial Purchase	Subsequent Purchases
BY CHECK (MAIL) <i>IRA and other retirement accounts require additional paperwork.</i> <i>Call Guggenheim Investments Client Services to request an IRA kit or New Account application.</i>	Complete the account application that corresponds to the type of account you are opening. • <i>Make sure to designate the Fund(s) you want to purchase.</i> • <i>Make sure your investment meets the account minimum.</i>	Complete the Guggenheim Investments investment slip included with your quarterly statement or send written purchase instructions that include: • <i>Your name</i> • <i>Your shareholder account number</i> • <i>The Fund(s) you want to purchase.</i>
	Make your check payable to Guggenheim Investments.	
	Your check must be drawn on a U.S. bank and payable in U.S. dollars.	
	Include the name of the Fund(s) you want to purchase on your check.	
	<i>If you do not specify the Fund(s) you want to purchase, your investment generally will be credited to shares of the U.S. Government Money Market Fund.</i>	
	Mail your application and check to:	Mail your written purchase instructions and check to:
	Mailing Addresses:	
	Standard Delivery	Overnight Delivery
	Guggenheim Investments P.O. Box 10839 Rockville, MD 20849-0839	Guggenheim Investments 805 King Farm Boulevard, Suite 600 Rockville, MD 20850

	Initial Purchase	Subsequent Purchases
BY WIRE <i>Guggenheim Investments Client Services</i> <i>Phone number: 800.820.0888 or 301.296.5100</i>	<p>Complete and submit the account application that corresponds to the type of account you are opening.</p> <p>Contact Guggenheim Investments Client Services at 800.820.0888 to obtain your new account number.</p> <p>Use the Wire Instructions below to send your wire.</p> <ul style="list-style-type: none"> • <i>Make sure to designate the Fund(s) you want to purchase.</i> • <i>Make sure your investment meets the account minimum.</i> 	<p>Be sure to designate your wire instructions to the Fund(s) you want to purchase.</p>
	<p>To obtain "same-day credit" (to get that Business Day's NAV) for your purchase order, <i>you should call Guggenheim Investments Client Services and provide the following information prior to the transaction cut-off time for the Fund(s) you are purchasing:</i></p> <ul style="list-style-type: none"> • Account Number • Fund Name • Amount of Wire • Fed Wire Reference Number (upon request) <p>You will receive a confirmation number to verify that your purchase order has been accepted.</p> <p><i>If you do not notify Guggenheim Investments Client Services of the incoming wire, your purchase order may not be processed until the Business Day following the receipt of the wire.</i></p> <p>Wire Instructions: U.S. Bank Cincinnati, OH Routing Number: 0420-00013 For Account of: Guggenheim Investments Account Number: 48038-9030 [Your Name] [Your shareholder account number] [Your fund designation]</p> <p><i>If you do not specify the Fund(s) you want to purchase, your investment generally will be credited to shares of the U.S. Government Money Market Fund.</i></p>	

BY ACH (FAX/MAIL) <i>Guggenheim Investments Client Services</i> <i>Fax number: 301.296.5103</i>	Initial Purchase	Subsequent Purchases
	Submit a new account application. Be sure to complete the "Electronic Investing via ACH" section. If you are establishing an Individual, Joint, or UGMA/UTMA account, you may fax the application to Guggenheim Investments. All other applications should be mailed. • <i>Make sure to designate the Fund(s) you want to purchase.</i> • <i>Make sure your investment meets the account minimum.</i>	<i>Subsequent purchases made via ACH must be a minimum of \$20.</i> A maximum of \$50,000 is allowed to be purchased via ACH per day. To make a subsequent purchase send written purchase instructions that include: • <i>Your name</i> • <i>Your shareholder account number</i> • <i>The Fund(s) you want to purchase</i> • <i>ACH bank information (if not on record).</i>
	Mailing Addresses:	
	Standard Delivery	Overnight Delivery
	Guggenheim Investments P.O. Box 10839 Rockville, MD 20849-0839	Guggenheim Investments 805 King Farm Boulevard, Suite 600 Rockville, MD 20850
BY ACH (PHONE) <i>Guggenheim Investments Client Services</i> <i>Phone number: 800.820.0888 or 301.296.5100</i>	Purchase payments may be sent via ACH only if you have existing ACH instructions on file. If you have existing ACH instruction on file, you may submit your purchase request by contacting Guggenheim Investments Client Services at 800.820.0888.	
BY ACH (INTERNET)	Purchase payments may be sent via ACH only if you have existing ACH instructions on file. If you have existing ACH instructions on file, log-in to your account at www.TradeRyder.com and click on "Electronic Investing." If you currently do not have ACH instructions on file, download the Bank Information and Alternate Payee form from the www.guggenheiminvestments.com website, and follow the instructions for adding bank instructions.	

CANCELED PURCHASE ORDERS

Guggenheim Investments will ordinarily cancel your purchase order under the following circumstances:

- if your bank does not honor your check for any reason
- if the transfer agent (MUFG Investor Services (US), LLC) does not receive your wire transfer
- if the transfer agent (MUFG Investor Services (US), LLC) does not receive your ACH transfer
- if your bank does not honor your ACH transfer

If your purchase order is canceled for any of these reasons, you will not be entitled to benefit from any increase in NAV that the Fund(s) may have experienced from the time of your order to the time of its cancellation. In addition, if the Fund(s) NAV decreases in value from the time of your order to the time of its cancellation, the Fund(s) will hold you liable for any losses that it incurs as a result of your canceled order.

SELLING FUND SHARES

Each Fund redeems its shares continuously and investors may sell their shares back to the Fund on any Business Day. You may redeem all or any portion of your Fund shares at the Fund's next determined NAV calculated after your redemption order is received in good order by the transfer agent or your financial intermediary.

The Funds may suspend your right to redeem your shares during times when trading on the NYSE is suspended or restricted, or otherwise as permitted by the SEC.

Under normal circumstances, the Funds expect to satisfy redemption requests with cash or cash equivalents in their portfolios or by selling portfolio assets to generate cash. The Funds also may pay redemption proceeds using cash obtained through borrowing arrangements that may be available to the Funds from time to time.

The Funds reserve the right to pay all or part of your redemption proceeds in liquid securities (*i.e.*, in kind) with a market value equal to the redemption price. If a Fund redeems your shares in kind, you may bear transaction costs and will bear market risks until such time as such securities are converted to cash.

During periods of stressed market conditions, the Funds may be more likely to pay redemption proceeds with cash obtained through short-term borrowing arrangements (if available) or in kind.

REDEMPTION PROCEDURES

You will ordinarily submit your transaction order through your financial intermediary or other securities dealers through which you opened your shareholder account. If you opened your account directly with the Funds, you may send redemption orders to Guggenheim Investments by:

MAIL	Standard Delivery	Overnight Delivery
	Guggenheim Investments P.O. Box 10839 Rockville, MD 20849-0839	Guggenheim Investments 805 King Farm Boulevard, Suite 600 Rockville, MD 20850
FAX	301.296.5103 If you send your redemption order by fax, you must call Guggenheim Investments Client Services at 800.820.0888 or 301.296.5100 to verify that your fax was received and when it will be processed.	
TELEPHONE	800.820.0888 or 301.296.5100 (not available for retirement accounts)	
BY ACH	Redemption proceeds may be sent via ACH only if you have existing ACH instructions on file. If you have existing ACH instructions on file, you may submit your redemption request via mail or telephone using the mailing addresses and telephone numbers provided above. If you currently do not have ACH instructions on file, download the Bank Information and Alternate Payee form from the www.guggenheiminvestments.com website, and follow the instructions for adding bank instructions. A maximum of \$50,000 is allowed to be redeemed via ACH per day.	

Whether you transmit your redemption order by mail, fax or telephone, you must include the following information in your redemption order:

- your name
- your shareholder account number
- Fund name(s)
- dollar amount or number of shares you would like to sell
- whether you want your sale proceeds sent to you by check, wire or ACH (a new alternate payee or new wire instructions may require a Medallion signature guarantee)
- signature of account owner(s) (not required for telephone redemptions)

You may only place a redemption order if you are the registered owner of the account or the registered owner has given Guggenheim Investments written authorization to allow you to make redemptions from the account. You will receive a confirmation number for your redemption. Please retain it for your records.

If shareholders choose not to use the default cost basis method of average cost for an account, such shareholders must choose a cost basis method from among FIFO, LIFO or HIFO with respect to the account. For situations where shareholders are unable to or do not provide instructions (*i.e.*, systematic withdrawals and other non-shareholders generated activity) the account level default will be used.

Unless requested otherwise at the time of the transaction, the Funds will redeem or exchange shares in the following order: undated non-covered shares, non-covered shares, followed by covered shares using the method in effect for the account.

Fund shareholders should consult their tax advisers prior to making redemptions to determine the best IRS accepted cost basis method for their tax situation and to obtain more information about the cost basis reporting rules. For more information see "Cost Basis."

DISTRIBUTIONS FROM QUALIFIED RETIREMENT ACCOUNTS

Distributions from your tax-qualified plan or individual retirement account (IRA) may have adverse tax consequences to you. You should consult your tax adviser before redeeming shares and making distributions from your tax-qualified plan or IRA account. All requests for distributions of redemption proceeds from tax-qualified plan and IRA accounts must be in writing. All distributions from tax-qualified plans and IRAs are subject to tax withholding rules.

Distributions from 403(b) accounts may require employer or plan administrator approval.

RECEIVING YOUR REDEMPTION PROCEEDS

Your redemption proceeds normally will be sent within five days of the transfer agent receiving your request, but in any event within seven days regardless of the method used to pay your redemption proceeds (*e.g.*, check, wire or electronic transfer (ACH)). For redemption orders that settle on federal bank holidays, your redemption proceeds will normally be sent on the next Business Day following the holiday. **For investments made by check or ACH (not wire purchases), purchases will be on hold for 10 business days before a payment of redemption proceeds may be made.**

All redemptions will be mailed to your address of record, sent electronically via ACH, or wired to your bank account of record. You may request overnight mail service for an additional fee. If redemption proceeds are transmitted by ACH or wire and the payee instructions are not valid, the proceeds may be re-invested into shares of the U.S. Government Money Market Fund as of the date of the redemption. If you are setting up new alternate payee instructions (check) or new bank instructions (ACH or wire) the request must be in writing, include a Medallion signature guarantee, and may not be faxed. You may not send redemption proceeds to an address of record that was changed within the last 10 business days unless your request is Medallion signature guaranteed. For certain exceptions (*e.g.*, accounts managed by financial professionals and requests to transfer between accounts), you may not be required to provide a Medallion signature guarantee. Please contact Guggenheim Investments Client Services at 800.820.0888 if you have any questions about your redemption request.

MEDALLION SIGNATURE GUARANTEES

Medallion signature guarantees help protect you and your account against fraud. You can obtain a Medallion signature guarantee at most banks and financial intermediaries. A notary public cannot provide a Medallion signature guarantee. You may not use fax to transmit a Medallion signature guarantee to the Funds.

UNCASHED CHECK POLICY

Any dividend, capital gain or partial redemption check that has remained outstanding for a period of 90 days from the issuance date will be canceled and re-issued. If a re-issued check is not cashed within 90 days, the check will be canceled and the proceeds will be deposited into the shareholder's account as of the cancellation date.

For dividend and capital gain checks, the proceeds will be reinvested into the appropriate share class of the Fund from which such distribution was paid, or if the Fund position has subsequently been redeemed in full, the distribution will be reinvested into shares of the U.S. Government Money Market Fund. The account also will have the distribution payout option adjusted so that all future distributions are reinvested into the appropriate share class of the Fund from which the distribution would have been paid.

For partial redemption checks, the proceeds will be deposited into shares of the U.S. Government Money Market Fund.

Any full redemption check (one that brings your account balance to \$0.00) that has remained outstanding for a period of 90 days from the issuance date will be canceled and re-issued one time.

Any redemption check from a retirement account (IRA, Roth, SEP, for example) that has remained outstanding for a period of 90 days from the issuance date will be canceled and re-issued one time.

REDEEMING SHARES BY DRAFT WRITING

If you hold shares directly, you may redeem shares from the U.S. Government Money Market Fund by writing drafts for \$100 or more on your existing account. The drafts may be made payable to any person or entity and your account will continue to earn dividends until the draft clears. Drafts may not be used for electronic funds transfers (*i.e.*, electronic bill payments or ACH). If your balance in the U.S. Government Money Market Fund is insufficient to cover the amount of your draft, the transfer agent will automatically exchange sufficient funds from your Guggenheim Investments fund with the highest account balance to cover the draft.

You can obtain a check signature card and apply for draft writing privileges by calling Guggenheim Investments Client Services at 800.820.0888. Because of the difficulty of determining in advance the exact value of your Fund account, you may not use a draft to close your account. There is no fee for the draft writing privilege, but if payment on a draft is stopped upon your request, or if the draft cannot be honored because of insufficient funds or other valid reasons, you may be charged a fee by the financial institution where you presented your draft for payment. Guggenheim Investments also may charge a \$25 fee for a draft that cannot be honored due to insufficient funds. The U.S. Government Money Market Fund may suspend the draft writing privilege at any time.

LOW BALANCE ACCOUNTS

To offset the administrative expense of servicing small accounts, the Funds may impose, without additional notice, an administrative fee of \$15 per year during periods where your account balance falls below the account minimum requirements for any reason. The Funds may redeem your shares if the value of your account falls below the required minimum account balance. However, the Funds will provide you with at least 30 days' written notice to allow you sufficient time to add to your account and avoid the redemption of your shares.

EXCHANGING FUND SHARES

An exchange is when you sell shares of one fund and use the proceeds from that sale to purchase shares of another fund. Investors may make exchanges on any Business Day of Investor Class shares or Class H shares of any Rydex Series Fund or Rydex Dynamic Fund (together, the "Rydex Funds") for Investor Class shares or Class H shares of any other Rydex Fund, as applicable, on the basis of the respective NAVs of the shares involved. Investors also may make exchanges on any Business Day of Investor Class shares or Class H shares of any Rydex Fund for shares of the U.S. Government Money Market Fund.

For the U.S. Government Money Market Fund, investors may make exchanges on any Business Day of shares of the Fund for shares of any class of any other fund in the Guggenheim Investments family of funds (collectively, the "Guggenheim Funds"), on the basis of the respective NAVs of the shares involved.

The Guggenheim Funds currently include all closed- and open-end funds (including all of their portfolios) advised by the Advisor, including the Rydex Funds, and any funds that have an investment adviser or servicing agent that is an affiliated person of the Advisor. For more information about the Funds' exchange privileges with other Guggenheim Funds, please contact Guggenheim Investments Client Services at 800.020.0888 or 301.296.5100 or visit the Guggenheim Investments website at www.guggenheiminvestments.com. Exchanges of Fund shares for shares of another Guggenheim Fund will be subject to the purchaser eligibility requirements of the applicable share class of that Guggenheim Fund, which may include initial investment amount and account balance requirements, as disclosed in that Guggenheim Fund's prospectus.

Exchange requests, like any other share transaction, will be processed at the NAV next determined after your exchange order is received in good order. Exchanges involving other Guggenheim Funds not included in this Prospectus may be subject to different transaction cut-off times. All exchange requests must be received by the Funds' transfer agent or your financial intermediary prior to the cut-off time of the Guggenheim Fund you are exchanging out of or the Guggenheim Fund you are exchanging into, whichever is earlier, to be processed at that Business Day's NAV.

While many of the Rydex Funds offer unlimited exchange privileges with no minimum holding periods or transaction fees, certain Guggenheim Funds do not allow unlimited trading. If you are contemplating an exchange for shares of a Guggenheim Fund not offered in this Prospectus, you should obtain and review that Guggenheim Fund's current prospectus before making the exchange. You can obtain a prospectus for any Guggenheim Fund by calling 800.820.0888 or 301.296.5100 or visiting the Guggenheim Investments website at www.guggenheiminvestments.com.

The exchange privilege may be modified or discontinued at any time.

EXCHANGE PROCEDURES

You will ordinarily submit your transaction order through your financial intermediary or other securities dealers through which you opened your shareholder account. If you opened your account directly with the Funds you may send exchange requests to Guggenheim Investments by:

MAIL	Standard Delivery	Overnight Delivery
	Guggenheim Investments P.O. Box 10839 Rockville, MD 20849-0839	Guggenheim Investments 805 King Farm Boulevard, Suite 600 Rockville, MD 20850
FAX	301.296.5103 If you send your exchange request by fax, you must call Guggenheim Investments Client Services at 800.820.0888 to verify that your fax was received and when it will be processed.	
TELEPHONE	800.820.0888 or 301.296.5100	
INTERNET	Follow the directions on the Guggenheim Investments website - Visit www.TradeRydex.com .	

Whether you transmit your exchange request by mail, fax, telephone or internet, you must include the following information in your exchange request:

- your name
- your shareholder account number
- Fund name(s) you are exchanging out of (selling) and Fund name(s) you are exchanging into (buying)
- dollar amount, number of shares or percentage of Fund position involved in the exchange
- signature of account owner(s) (not required for telephone or internet exchanges)

You may only place exchange orders if you are the registered owner of the account or the registered owner has given Guggenheim Investments written authorization to allow you to trade the account. You will receive a confirmation number for your exchange. Please retain it for your records.

DOLLAR-COST AVERAGING

Shareholders may elect to engage in dollar-cost averaging, which allows shareholders to make periodic exchanges of shares from one fund to one or more other funds at regular intervals. With dollar-cost averaging, the cost of the securities is averaged over time and possibly over various market cycles. Dollar-cost averaging does not guarantee profits, nor does it assure that a shareholder will not have losses.

Shareholders should contact Guggenheim Investments Client Services to enroll in dollar-cost averaging. Shareholders will need to choose whether amounts are to be exchanged on the basis of a specific dollar amount or a specific number of shares. Guggenheim Investments will exchange shares as requested on the date of your choosing. If the date selected falls on a weekend or holiday, your request will be processed on the previous business day.

The Advisor will make exchanges until the shareholder's value in the Fund from which exchanges are being made is depleted or until the shareholder instructs Guggenheim Investments to terminate dollar-cost averaging. Dollar-cost averaging may be terminated at any time by a shareholder by written request or by phone.

ACCOUNT POLICIES

SHAREHOLDER IDENTIFICATION AND VERIFICATION

Federal regulations may require the Funds to obtain your name, your date of birth (for a natural person), your residential street address or principal place of business and your Social Security Number, Employer Identification Number or other government issued identification when you open an account. Additional information may be required in certain circumstances or to open accounts for corporations or other entities. The Funds may use this information to attempt to verify your identity or to identify the source of funds invested in the Funds. The Funds may not be able to establish an account if the necessary information is not received. The Funds also may place limits on account transactions while they are in the process of attempting to verify your identity. Additionally, if the Funds are unable to verify your identity after your account is established, the Funds may be required to redeem your shares and close your account. If your account is closed for this reason, your shares will be redeemed at the NAV next calculated after your account is closed, and you will bear any risk of loss.

Guggenheim Investments provides accounts for resident U.S. citizens and resident aliens. We will not open a new account for non-resident aliens (natural person or entity) or non-resident U.S. citizens. If you are unsure of your status please consult your tax adviser.

Customer identification and verification is part of the Funds' overall obligation to deter money laundering under applicable law. The Funds have adopted an anti-money laundering compliance program designed to prevent the Funds from being used for money laundering or the financing of terrorist activities. In this regard, the Funds reserve the right to (i) refuse, cancel or rescind any purchase or exchange order, (ii) freeze any account and/or suspend account services or (iii) involuntarily close your account in cases of threatening conduct or suspected fraudulent or illegal activity. These actions will be taken when, in the sole discretion of Fund management, they are deemed to be in the best interest of the Funds or in cases when the Funds are requested or compelled to do so by governmental or law enforcement authority. If your account is closed at the request of governmental or law enforcement authority, you may not receive proceeds of the redemption if the Funds are required to withhold such proceeds.

CHANGES TO YOUR ACCOUNT

For information on what is required to make changes and/or additions to your account, and to obtain the appropriate forms, please visit the Guggenheim Investments website at www.guggenheiminvestments.com or call 800.820.0888 or 301.296.5100. If you own shares that are registered in your financial intermediary's name, and you want to transfer the registration to another financial intermediary or want the shares registered in your name, then you should contact your financial intermediary for instructions on how to make this change.

TRANSACTIONS OVER TELEPHONE OR INTERNET

Internet and telephone transactions are extremely convenient, but are not risk free. To ensure that your internet and telephone transactions are safe, secure, and as risk-free as possible, the Funds have instituted certain safeguards and procedures for determining the identity of website users (including the use of secure passwords and 128-bit encryption technology) and telephone callers and authenticity of instructions. As a result, neither the Funds nor their transfer agent will be responsible for any loss, liability, cost, or expense for following internet, telephone or wire instructions they reasonably believe to be genuine. If you or your intermediaries make exchange requests by telephone or internet, you will generally bear the risk of any loss. Neither the Funds nor their transfer agent are responsible for internet transactions that are not received.

During periods of unusually high market activity or other times, it may be difficult to reach Guggenheim Investments by telephone or access our internet site. Guggenheim Investments and its affiliates will not be liable for any losses resulting from a cause over which Guggenheim Investments or its affiliates do not have direct control, including but not limited to the failure of electronic or mechanical equipment or communication lines, telephone or other interconnect problems (e.g., if you are unable to access your online service provider), input errors on the internet,

severe weather, facilities emergencies, earthquakes, floods and strikes or other labor problems. If you are not able to reach Guggenheim Investments by telephone, fax, or internet, consider sending written instructions.

STATEMENTS & CONFIRMATIONS

You will receive a confirmation for every trade you initiate. You also will receive a statement each quarter, and your monthly statement will be posted online, within Secure Account Access. You may choose to receive your trade confirmations and quarterly statements by mail or electronically (see "eDelivery Services" below).

Please review your trade confirmations and statements carefully. It is important that you contact Guggenheim Investments immediately with any questions you may have about any transaction reflected on any confirmation or statement. Guggenheim Investments will consider the transactions properly processed if not promptly reported. If there are any discrepancies, call Client Services at 800.820.0888.

eDELIVERY SERVICES

eDelivery offers shareholders the convenience of receiving most communications (such as trade confirmations, statements, prospectuses and shareholder reports, etc.) from the Funds through the web via email notification. For more information on eDelivery, please visit the Guggenheim Investments website at www.guggenheiminvestments.com/edelivery. The Funds reserve the right to discontinue your eDelivery service if two (2) or more e-mail notices are returned as undeliverable.

HOUSEHOLDING

Householding is an option that may be available to certain Fund investors. Householding is a method of delivery, based on the preference of the individual investor, in which a single copy of certain shareholder documents can be delivered to investors who share the same address, even if their accounts are registered under different names. Please contact your broker-dealer or other financial intermediary if you are interested in enrolling in householding and receiving a single copy of prospectuses and other shareholder documents, or if you are currently enrolled in householding and wish to change your householding status.

GUGGENHEIM INVESTMENTS EXPRESS LINE - 1.800.717.7776

You may access information about the Funds and your Guggenheim Investments account anytime with the Guggenheim Investments Express Line. This automated line gives you telephone access to fund information including NAVs, daily factors, fund assets (fund assets information is available for most funds) and distributions as well as balance and history information on your Guggenheim Investments account.

SERVICE AND OTHER FEES

Guggenheim Investments may charge the following administrative fees on accounts held directly through the Funds' transfer agent for services associated with the following:

- \$15 for wire transfers of redemption proceeds under \$5,000
- \$50 on checks returned for insufficient funds
- \$25 to stop payment of a redemption check within 10 Business Days of the settlement date
- \$20 for standard overnight packages (fee may be higher for special delivery options including residential delivery)
- \$25 for bounced draft checks or ACH transactions
- \$15 per year for low balance accounts
- Client requests for historical account transcripts or the retrieval of a significant amount of documentation may be honored to the extent that those records are readily available. The Funds reserve the right, upon notice, to charge you a fee to cover the costs of special requests for information that require extensive research or employee resources. Such requests could include a request for historical account transcripts or the retrieval of a significant number of documents.

Guggenheim Investments reserves the right to change any of these fees or add additional service fees at any time.

RETIREMENT ACCOUNT FEES

An annual maintenance fee of \$15 will be charged on the following retirement plans: IRA, SEP, Roth IRA, 403(b), SIMPLE, Coverdell-ESA and Guggenheim Investments prototype money purchase plan and profit sharing plan accounts. You may pay the annual fee at any time during the calendar year by sending Guggenheim Investments a check. If the annual maintenance fee is not paid separately prior to December, it will be deducted automatically from your account.

An account closing fee of \$15 will be charged upon liquidation of the following retirement accounts: IRA, SEP, Roth IRA, 403(b), SIMPLE and Coverdell-ESA. This fee will be deducted from the proceeds of your redemption. Guggenheim Investments will waive the annual maintenance fee if a liquidation fee is being charged. Guggenheim Investments also may waive the annual maintenance fee and any applicable account closing fee for certain 403(b) retirement plan accounts. For more information about the applicability of these fees, please contact Guggenheim Investments Client Services at 800.820.0888.

For additional information on fees for employee accounts please refer to the SAI.

FREQUENT PURCHASES AND REDEMPTIONS OF FUND SHARES

Because the Funds are designed and operated to accommodate frequent trading by shareholders and, unlike most mutual funds, offer unlimited exchange privileges with no minimum holding periods or transaction fees, the Funds' Board of Trustees has not adopted policies and procedures designed to prevent market timing or to monitor for frequent purchases and redemptions of Fund shares. A significant portion of the assets of the Funds come from investors who take part in certain strategic and tactical asset allocation programs. The Funds anticipate that investors who take part in these programs may frequently redeem or exchange shares of the Funds, which may cause the Funds to experience high portfolio turnover. Higher portfolio turnover may result in the Funds paying higher levels of transaction costs and generating greater tax liabilities for shareholders. In addition, large movements of assets into and out of the Funds may negatively impact the Funds' ability to achieve their respective investment objectives. The Funds reserve the right to reject any purchase request by any investor or group of investors for any reason without prior notice, including, in particular, if the Advisor reasonably believes that the trading activity would be harmful or disruptive to the Funds.

RIGHTS RESERVED BY THE FUNDS

The Funds reserve the right to close your account in cases of suspected fraudulent or illegal activity in accordance with applicable law. This action may be taken when, in the sole discretion of Fund management, it is deemed to be in the best interest of the Funds or in cases where the Funds are requested or compelled to do so by applicable law. If your account is closed at the request of governmental or law enforcement authority or pursuant to applicable law, you may not receive proceeds of the redemption if the Funds are required to withhold such proceeds.

UNCLAIMED PROPERTY LAWS

In certain circumstances, mutual fund accounts can be considered unclaimed or abandoned property under applicable state law. If your account is left unattended for a statutorily-prescribed period of time—generally, three or five years—Guggenheim Investments may be legally required to escheat (or transfer) your account to the state of your last known mailing address in accordance with applicable unclaimed or abandoned property (escheatment) laws, which vary by state. In order to avoid the possibility of escheatment to the state, you should from time to time initiate activity in your account or contact Guggenheim Investments to review your account information. In addition, you should maintain a current and valid mailing address on record with your account to prevent any delays or interruptions of purchases, redemptions or exchanges of your shares. To initiate activity in your account(s) or update your mailing address, you should contact Guggenheim Investments at 800.820.0888 or 301.296.5100 or, if applicable, the financial intermediary through which you purchased (or hold) your shares. Shareholders that reside in the state of Texas may designate a representative to receive escheatment notifications by completing and submitting a designation form that can be found on the website of the Texas Comptroller.

DISTRIBUTION AND SHAREHOLDER SERVICES

CLASS H SHARES

The Funds have adopted a Distribution Plan pursuant to Rule 12b-1 under the 1940 Act with respect to Class H shares that allows each Fund to pay distribution fees to the Distributor and other firms that provide distribution-related services ("Service Providers") at an annual rate not to exceed 0.25% of average daily net assets. The Funds also have adopted a Shareholder Services Plan that allows the Funds to pay Service Providers providing shareholder services a shareholder services fee at an annual rate not to exceed 0.25% of the average daily net assets of each Fund. Because the Funds pay these fees out of assets on an ongoing basis, over time these fees may cost you more than other types of sales charges and will increase the cost of your investment.

COMPENSATION TO BROKER-DEALERS AND OTHER FINANCIAL INTERMEDIARIES

The Advisor, at its expense, may provide compensation to financial intermediaries for the sale of Fund shares. Such compensation, commonly referred to as "revenue sharing," does not increase Fund expenses and is not reflected in the fees and expenses listed in the Funds expense table in this Prospectus. Compensation may be in the form of cash payments or non-cash compensation and may include ticket charges, additional compensation for sales, on-going fees for shareholder servicing and maintenance of investor accounts, one-time payments for ancillary services, such as setting up the Funds on a financial intermediary's fund trading system, and finder's fees that vary depending on the Fund or share class and the dollar amount of shares sold. Cash and non-cash compensation may be paid, at the discretion of the Advisor, to certain financial intermediaries who have sold shares of the Funds, promoted the distribution of the Funds, or rendered investor services to Fund shareholders. For example, such payments may be made to financial intermediaries that provide services to the Funds and/or Fund shareholders, including, without limitation, shareholder servicing, marketing support and/or access to meetings and/or events, sales representatives and management representatives of the financial intermediaries.

Payments also may be paid to financial intermediaries for providing the Funds with access to third-party platforms, including mutual fund "supermarket" platforms, and for inclusion of a Fund on a sales list, including a preferred or select sales list, in other sales programs, or as an expense reimbursement or compensation in cases where the financial intermediary provides services to fund shareholders. The Advisor also may pay expenses associated with meetings that facilitate educating financial intermediaries and shareholders about the Funds that are conducted by financial intermediaries. To the extent permitted by applicable law, the Advisor and its affiliates may pay or allow other incentives and compensation to financial intermediaries. Such payments and compensation are in addition to any applicable sales charges, Rule 12b-1 distribution fees, and service fees paid by the Funds. The level of payments made to financial intermediaries will generally vary, but may be significant. The Advisor determines the extent of such payments in its sole discretion in response to requests from financial intermediaries, based on factors it deems relevant, such as the financial intermediary's sales, assets, share class utilized, and the quality of the financial intermediary's relationship with the Advisor. The Advisor periodically determines the advisability of continuing these payments. These payments may create a conflict of interest by influencing the broker-dealer or other intermediary and your sales person to recommend the Funds over another investment. Shareholders should inquire of an intermediary how the intermediary will be compensated for investments made in the Funds.

DIVIDENDS AND DISTRIBUTIONS

TIMING OF PAYMENTS

Income dividends, if any, are paid at least annually by each of the Funds, except the Government Long Bond 1.2x Strategy Fund and U.S. Government Money Market Fund, which declare dividends daily and pay them monthly or upon redemption. If you own Fund shares on a Fund's record date, you will be entitled to receive the dividend. The Funds may declare and pay dividends on the same date. Each Fund makes distributions of capital gains, if any, at least annually. Each Fund, however, may declare a special capital gains distribution if the Board of Trustees believes that such a distribution would be in the best interest of the shareholders of the Fund.

DIVIDEND PAYMENT OPTIONS

Dividends and distributions will be paid in the form of additional Fund shares unless you have elected to receive payment in cash. If you did not elect to receive cash payments of dividends and distributions on your application but would like to receive cash payments, you must notify the Funds in writing to change your election prior to the date of the next distribution. Your election will become effective for dividends paid after the Funds receive your written notice. To cancel your election, simply send written notice to the Funds. If applicable, please contact your financial intermediary for their policies and procedures regarding dividend and distribution payment options as well as changes to your elections.

If you elect to receive cash payments, we encourage you to cash your dividends and distributions check promptly. Interest will not accrue on the amount of your uncashed check. Additionally, the Funds may be required to transfer assets related to uncashed checks to a state under the state's escheatment or abandoned property laws.

Dividends and distributions with values of \$25 or less may be automatically reinvested in additional Fund shares. In addition, if you elect to receive dividends and distributions in cash and you have not provided the Funds with a current and valid mailing address or the U.S. Postal Service or another carrier has returned mailings sent to you as undeliverable, the Funds reserve the right to reinvest such dividends or distributions in additional Fund shares and absent further instruction from you, to reinvest all subsequent dividends and distributions in additional Fund shares (in each case, reinvested at the NAV per share on the day of reinvestment). When reinvested, those amounts are subject to the risk of loss like any other investment in the Funds.

ADDITIONAL TAX INFORMATION

The following is a summary of some important tax issues that affect the Funds and their shareholders. The summary is based on current tax laws, which may be changed by legislative, judicial or administrative action. You should not consider this summary to be a comprehensive explanation of the tax treatment of the Funds, or the tax consequences of an investment in the Funds. **More information about taxes is located in the SAI. You are urged to consult your tax adviser regarding specific questions as to U.S. federal, state and local income taxes.**

TAX STATUS OF EACH FUND

Each Fund is treated as a separate entity for federal tax purposes, and intends to qualify for the special tax treatment afforded to regulated investment companies. As long as a Fund qualifies for treatment as a regulated investment company, the Fund pays no federal income tax on the earnings it timely distributes to shareholders.

TAX STATUS OF DISTRIBUTIONS

- Each Fund intends to, at least annually, distribute substantially all of its net investment income and net capital gains.
- The income dividends you receive from the Funds will be taxed as either ordinary income or qualified dividend income.
- For non-corporate shareholders, dividends that are reported as qualified dividend income, if any, are generally taxable at reduced maximum rates to the extent that the applicable Fund receives qualified dividend income and subject to certain limitations. "Qualified dividend income" generally is income derived from dividends paid by U.S. corporations or certain foreign corporations that are either incorporated in a U.S. possession or eligible for tax benefits under certain U.S. income tax treaties. The investment strategies of certain Funds may significantly limit their ability to distribute dividends eligible for treatment as qualified dividend income. Certain Funds do not expect to report any distributions as qualified dividend income.
- Distributions of a Fund's short-term capital gains are taxable as ordinary income. Long-term capital gains will result from gains on the sale or exchange of capital assets held by the Funds for more than one year. Any distributions of net capital gain (the excess of a Fund's net long-term capital gains over its net short-term capital losses) that you receive from a Fund are taxable as long-term capital gains regardless of how long you have owned your shares. Long-term capital gains are taxable to non-corporate shareholders at reduced maximum rates.

- Dividends and distributions are generally taxable to you whether you receive them in cash or in additional shares.
- You should note that if you purchase shares just before a distribution, the purchase price would reflect the amount of the upcoming distribution. In this case, you would be taxed on the entire amount of the distribution received, even though, as an economic matter, the distribution simply constitutes a return of your investment. This is known as “buying a dividend” and should be avoided by taxable investors.
- Corporate shareholders may be entitled to a dividends-received deduction for any portion of dividends they receive that are attributable to dividends received by a Fund from U.S. corporations, subject to certain limitations. The investment strategies of certain Funds may significantly limit their ability to distribute dividends eligible for the dividends-received deduction.
- Distributions paid in January but declared by the Funds in October, November or December of the previous year may be taxable to you in the previous year.
- Shortly after the close of each calendar year, the Funds will inform you of the amount of your ordinary income dividends, qualified dividend income, and net capital gain distributions received from the Funds.
- If you hold your shares in a tax-qualified retirement account, you generally will not be subject to federal taxation on Fund distributions until you begin receiving distributions from your retirement account. You should consult your tax adviser regarding the tax rules that apply to your retirement account.
- Each Fund may invest in complex securities. These investments may be subject to numerous special and complex rules. These rules could affect a Fund's ability to qualify as a regulated investment company, affect whether gains and losses recognized by a Fund are treated as ordinary income or capital gain, accelerate the recognition of income to a Fund and/or defer a Fund's ability to recognize losses. In turn, these rules may affect the amount, timing or character of the income distributed to you by a Fund.
- Some foreign governments levy withholding taxes against dividend and interest income. Although in some countries a portion of these withholding taxes is recoverable, the non-recovered portion will reduce the income received from the securities in the Funds. Certain Funds may be able to pass through foreign income taxes that they pay, allowing you to claim a credit or deduction for such taxes, subject to applicable limitations. A Fund will provide you with the information necessary to reflect foreign taxes paid on your income tax return if it elects to pass through foreign taxes.

TAX STATUS OF SHARE TRANSACTIONS

Each sale, exchange, or redemption of Fund shares will generally be a taxable event to you. For tax purposes, an exchange of Fund shares for shares of a different fund is treated the same as a sale. You should consider the tax consequences of any redemption or exchange before making such a request, especially with respect to redemptions if you invest in the Funds through a tax-qualified retirement plan. Because the U.S. Government Money Market Fund intends to maintain a stable \$1.00 NAV, shareholders of the Fund should not expect to realize any gain or loss on the sale, redemption or exchange of such shares.

MEDICARE CONTRIBUTION TAX

U.S. individuals with income exceeding certain thresholds are subject to a 3.8% Medicare contribution tax on all or a portion of their “net investment income,” which includes interest, dividends, and certain capital gains (including capital gains realized on the sale or exchange of shares of a Fund). This 3.8% tax also applies to all or a portion of the undistributed net investment income of certain shareholders that are estates and trusts.

STATE TAX CONSIDERATIONS

The Funds are not liable for corporate tax in Delaware as long as they qualify as regulated investment companies for federal income tax purposes. In addition to federal taxes, distributions by the Funds and ownership of Fund shares may be subject to state and local taxes. You should consult your tax adviser regarding how state and local tax laws affect your investment in Fund shares.

COST BASIS

Each Fund is generally required to report cost basis, gain or loss, and holding period information to you and the IRS when "covered shares" are redeemed. Shares acquired on or after January 1, 2012 are generally considered covered shares. A Fund will use a default average cost method for reporting your cost basis for covered shares, unless you instruct us to use another method. Under the average cost method, the basis per share is reported as an average of the bases of your Fund shares in the account. For these purposes, covered shares and non-covered shares are treated as held in separate accounts. If you wish to choose another default cost basis method for your account you may select from among FIFO ("first-in-first-out"), LIFO ("last-in-first-out") and HIFO ("highest-cost-in-first-out"). For redemptions of shares acquired before January 1, 2012 ("non-covered shares"), a Fund is not required to report cost basis information to you or the IRS. Accounts opened through a financial intermediary may be subject to different cost basis method policies. For more information about your financial intermediary's rules and procedures, you should contact your financial intermediary directly. Fund shareholders should consult with their tax advisers prior to making redemptions to determine the best IRS accepted cost basis method for their tax situation and to obtain more information about the cost basis reporting rules.

NON-U.S. INVESTORS

Foreign shareholders (*i.e.*, non-resident alien individuals and foreign corporations, partnerships, trusts and estates) are generally subject to U.S. withholding tax at the rate of 30% (or a lower tax treaty rate) on distributions derived from net investment income. A Fund may, under certain circumstances, report all or a portion of a dividend as an "interest-related dividend" or a "short-term capital gain dividend," which would generally be exempt from this 30% U.S. withholding tax, provided certain other requirements are met. Distributions to foreign shareholders of long-term capital gains and any gains from the sale or other disposition of shares of the Funds generally are not subject to U.S. taxation, unless the recipient is an individual who either (1) meets the definition of "resident alien" under the Internal Revenue Code of 1986, as amended or (2) is physically present in the U.S. for 183 days or more per year. Different tax consequences may result if the foreign shareholder is engaged in a trade or business within the United States. In addition, the tax consequences to a foreign shareholder entitled to claim the benefits of a tax treaty may be different than those described above.

FINANCIAL HIGHLIGHTS

The financial highlights table is intended to help you understand each Fund's financial performance for the past five years (or, if shorter, the period of operations of that Fund's Investor Class shares, former Advisor Class shares or Class H shares, as applicable). Certain information reflects financial results for a single share. The total returns in the table represent the rate that an investor would have earned (or lost) on an investment in a Fund (assuming reinvestment of all dividends and distributions). Effective upon the close of business on September 30, 2015, the outstanding Advisor Class shares of the Sector Funds were converted to Class H shares. For periods prior to September 30, 2015, the Sector Funds' financial performance reflects the expense structure and performance of the former Advisor Class shares. The information provided below has been audited by Ernst & Young LLP, the Funds' independent registered public accounting firm, whose reports, along with the Funds' financial statements and related notes, are included in the Funds' 2020 Annual Reports. The 2020 Annual Reports are available upon request and incorporated by reference in the SAL.

Financial Highlights

NOVA FUND

This table is presented to show selected data for a share outstanding throughout each period and to assist shareholders in evaluating the Fund's performance for the periods presented.

Investor Class	Year Ended March 31, 2020	Year Ended March 31, 2019	Year Ended March 29, 2018	Year Ended March 31, 2017	Year Ended March 31, 2016
Per Share Data					
Net asset value, beginning of period	\$76.83	\$69.63	\$60.14	\$49.18	\$49.42
Income (loss) from investment operations:					
Net investment income (loss) ^a	0.61	0.48	0.40	0.08	0.07
Net gain (loss) on investments (realized and unrealized)	(13.82)	6.72	10.50	11.56	(0.25)
Total from investment operations	(13.21)	7.20	10.90	11.64	(0.18)
Less distributions from:					
Net investment income	—	—	(0.02)	(0.02)	(0.06)
Net realized gains	—	—	(1.39)	(0.66)	—
Total distributions	—	—	(1.41)	(0.68)	(0.06)
Net asset value, end of period	\$63.62	\$76.83	\$69.93	\$60.14	\$49.18
Total Return	(17.19 %)	10.34%	18.09%	23.84%	(0.36%)
Ratios/Supplemental Data					
Net assets, end of period (in thousands)	\$37,874	\$242,831	\$451,764	\$78,531	\$164,820
Ratios to average net assets:					
Net investment income (loss)	0.71%	0.65%	0.58%	0.15%	0.14%
Total expenses ^b	1.37%	1.35%	1.26%	1.28%	1.25%
Net expenses ^c	1.36%	1.35%	1.26%	1.28%	1.25%
Portfolio turnover rate	690%	1,078%	2,067%	1,288%	619%

Financial Highlights (continued)

NOVA FUND

Class H	Year Ended March 31, 2020	Year Ended March 31, 2019	Year Ended March 29, 2018	Year Ended March 31, 2017	Year Ended March 31, 2016
Per Share Data					
Net asset value, beginning of period	\$71.35	\$64.80	\$56.15	\$46.06	\$46.40
Income (loss) from investment operations:					
Net investment income (loss) ^a	0.36	0.30	0.19	(0.07)	(0.06)
Net gain (loss) on investments (realized and unrealized)	(12.77)	6.25	9.87	10.84	(0.22)
Total from investment operations	(12.41)	6.55	10.06	10.77	(0.28)
Less distributions from:					
Net investment income	—	—	(0.02)	(0.02)	(0.06)
Net realized gains	—	—	(1.39)	(0.66)	—
Total distributions	—	—	(1.41)	(0.68)	(0.06)
Net asset value, end of period	\$58.94	\$71.35	\$64.80	\$56.15	\$46.06
Total Return	(17.39%)	10.11%	17.88%	23.56%	(0.60%)
Ratios/Supplemental Data					
Net assets, end of period (in thousands)	\$4,057	\$49,090	\$28,985	\$17,716	\$13,938
Ratios to average net assets:					
Net investment income (loss)	0.46%	0.44%	0.30%	(0.15%)	(0.14%)
Total expenses ^b	1.62%	1.61%	1.52%	1.52%	1.51%
Net expenses ^c	1.61%	1.61%	1.52%	1.52%	1.51%
Portfolio turnover rate	690%	1,078%	2,067%	1,288%	619%

^a Net investment income (loss) per share was computed using average shares outstanding throughout the period.

^b Does not include expenses of the underlying funds in which the Fund invests.

^c Net expense information reflects the expense ratios after expense waivers and reimbursements, as applicable.

Financial Highlights

S&P 500[®] FUND

This table is presented to show selected data for a share outstanding throughout each period and to assist shareholders in evaluating the Fund's performance for the periods presented.

Class H	Year Ended March 31, 2020	Year Ended March 31, 2019	Year Ended March 29, 2018	Year Ended March 31, 2017	Year Ended March 31, 2016
Per Share Data					
Net asset value, beginning of period	\$51.54	\$48.71	\$45.51	\$39.84	\$41.40
Income (loss) from investment operations:					
Net investment income (loss) ^a	0.15	0.16	0.15	0.07	0.03
Net gain (loss) on investments (realized and unrealized)	(4.51)	3.44	5.42	5.96	(0.01)
Total from investment operations	(4.36)	3.60	5.57	6.03	0.02
Less distributions from:					
Net investment income	(0.12)	(0.05)	(0.12)	(0.05)	(0.01)
Net realized gains	(0.42)	(0.72)	(2.25)	(0.31)	(1.57)
Total distributions	(0.54)	(0.77)	(2.37)	(0.36)	(1.58)
Net asset value, end of period	\$46.64	\$51.54	\$48.71	\$45.51	\$39.84
Total Return	(8.65%)	7.59%	12.14%	15.20%	0.06%
Ratios/Supplemental Data					
Net assets, end of period (in thousands)	\$112,799	\$120,014	\$178,533	\$226,744	\$229,420
Ratios to average net assets:					
Net investment income (loss)	0.28%	0.32%	0.31%	0.16%	0.07%
Total expenses	1.68%	1.66%	1.58%	1.58%	1.55%
Portfolio turnover rate	227%	157%	151%	133%	181%

^a Net investment income (loss) per share was computed using average shares outstanding throughout the period.

Financial Highlights

INVERSE S&P 500[®] STRATEGY FUND

This table is presented to show selected data for a share outstanding throughout each period and to assist shareholders in evaluating the Fund's performance for the periods presented.

Investor Class	Year Ended March 31, 2020	Year Ended March 31, 2019	Year Ended March 29, 2018	Year Ended March 31, 2017 ^d	Year Ended March 31, 2016 ^d
Per Share Data					
Net asset value, beginning of period	\$56.77	\$61.76	\$70.35	\$83.09	\$87.54
Income (loss) from investment operations:					
Net investment income (loss) ^a	0.31	0.46	(0.07)	(0.55)	(0.78)
Net gain (loss) on investments (realized and unrealized)	0.26	(5.45)	(8.52)	(12.19)	(3.67)
Total from investment operations	0.57	(4.99)	(8.59)	(12.74)	(4.45)
Less distributions from:					
Net investment income	(0.42)	—	—	—	—
Total distributions	(0.42)	—	—	—	—
Net asset value, end of period	\$56.92	\$56.77	\$61.76	\$70.35	\$83.09
Total Return	1.10%	(8.08%)	(12.21%)	(15.34%)	(5.07%)
Ratios/Supplemental Data					
Net assets, end of period (in thousands)	\$85,839	\$46,105	\$57,342	\$76,404	\$153,544
Ratios to average net assets:					
Net investment income (loss)	0.58%	0.78%	(0.10%)	(0.70%)	(0.91%)
Total expenses ^b	1.53%	1.52%	1.43%	1.42%	1.41%
Net expenses ^c	1.51%	1.51%	1.43%	1.42%	1.41%
Portfolio turnover rate	—	—	56%	114%	63%

Financial Highlights (continued)

INVERSE S&P 500[®] STRATEGY FUND

Class H	Year Ended March 31, 2020	Year Ended March 31, 2019	Year Ended March 29, 2018	Year Ended March 31, 2017 ^d	Year Ended March 31, 2016 ^d
Per Share Data					
Net asset value, beginning of period	\$52.35	\$57.11	\$65.22	\$77.17	\$81.54
Income (loss) from investment operations:					
Net investment income (loss) ^a	0.17	0.29	(0.27)	(0.70)	(0.90)
Net gain (loss) on investments (realized and unrealized)	0.22	(5.05)	(7.84)	(11.25)	(3.47)
Total from investment operations	0.39	(4.76)	(8.11)	(11.95)	(4.37)
Less distributions from:					
Net investment income	(0.42)	—	—	—	—
Total distributions	(0.42)	—	—	—	—
Net asset value, end of period	\$52.32	\$52.35	\$57.11	\$65.22	\$77.17
Total Return	0.85%	(8.33%)	(12.43%)	(15.47%)	(5.37%)
Ratios/Supplemental Data					
Net assets, end of period (in thousands)	\$8,890	\$6,772	\$4,672	\$2,857	\$7,319
Ratios to average net assets:					
Net investment income (loss)	0.34%	0.52%	(0.45%)	(0.96%)	(1.08%)
Total expenses ^b	1.78%	1.77%	1.69%	1.67%	1.67%
Net expenses ^c	1.76%	1.76%	1.69%	1.67%	1.67%
Portfolio turnover rate	—	—	56%	114%	63%

^a Net investment income (loss) per share was computed using average shares outstanding throughout the period.

^b Does not include expenses of the underlying funds in which the Fund invests.

^c Net expense information reflects the expense ratios after expense waivers and reimbursements, as applicable.

^d Reverse share split — Per share amounts for the periods presented through March 31, 2017 have been restated to reflect a 1:6 reverse share split effective October 28, 2016.

Financial Highlights

MONTHLY REBALANCE NASDAQ-100[®] 2X STRATEGY FUND

This table is presented to show selected data for a share outstanding throughout each period and to assist shareholders in evaluating the Fund's performance for the periods presented.

Class H	Year Ended March 31, 2020	Year Ended March 31, 2019	Year Ended March 29, 2018	Year Ended March 31, 2017	Year Ended March 31, 2016
Per Share Data					
Net asset value, beginning of period	\$137.80	\$116.07	\$81.25	\$55.79	\$51.57
Income (loss) from investment operations:					
Net investment income (loss) ^a	0.12	0.19	(0.25)	(0.23)	(0.17)
Net gain (loss) on investments (realized and unrealized)	7.50	21.54	35.07	25.69	4.39
Total from investment operations	7.62	21.73	34.82	25.46	4.22
Less distributions from:					
Net investment income	(0.19)	—	—	—	—
Total distributions	(0.19)	—	—	—	—
Net asset value, end of period	\$145.23	\$137.80	\$116.07	\$81.25	\$55.79
Total Return	5.51%	18.72%	42.86%	45.64%	8.18%
Ratios/Supplemental Data					
Net assets, end of period (in thousands)	\$22,586	\$128,354	\$25,304	\$28,573	\$4,220
Ratios to average net assets:					
Net investment income (loss)	0.08%	0.15%	(0.24%)	(0.35%)	(0.30%)
Total expenses ^c	1.82%	1.81%	1.71%	1.72%	1.67%
Net expenses ^{d,e}	1.34%	1.35%	1.35%	1.35%	1.35%
Portfolio turnover rate	990%	467%	385%	259%	551%

^a Net investment income (loss) per share was computed using average shares outstanding throughout the period.

^b Does not include expenses of the underlying funds in which the Fund invests.

^c Net expense information reflects the expense ratios after expense waivers and reimbursements, as applicable.

^d Net expenses may include expenses that are excluded from the expense limitation agreement. Excluding these expenses, the net expense ratios for the years ended would be:

	3/31/2020	3/31/2019	3/29/2018	3/31/2017	3/31/2016
Class H	1.34%	1.35%	1.35%	1.35%	1.35%

Financial Highlights

NASDAQ-100[®] FUND

This table is presented to show selected data for a share outstanding throughout each period and to assist shareholders in evaluating the Fund's performance for the periods presented.

Investor Class	Year Ended March 31, 2020	Year Ended March 31, 2019	Year Ended March 29, 2018	Year Ended March 31, 2017	Year Ended March 31, 2016
Per Share Data					
Net asset value, beginning of period	\$38.39	\$34.94	\$30.68	\$25.75	\$25.38
Income (loss) from investment operations:					
Net investment income (loss) ^a	(0.08)	(0.05)	(0.05)	(0.06)	(0.05)
Net gain (loss) on investments (realized and unrealized)	2.21	4.11	6.35	5.47	0.96
Total from investment operations	2.13	4.06	6.30	5.41	0.91
Less distributions from:					
Net realized gains	(0.84)	(0.61)	(2.04)	(0.48)	(0.54)
Total distributions	(0.84)	(0.61)	(2.04)	(0.48)	(0.54)
Net asset value, end of period	\$39.68	\$38.39	\$34.94	\$30.68	\$25.75
Total Return	5.40%	11.79%	20.76%	21.21%	3.49%
Ratios/Supplemental Data					
Net assets, end of period (in thousands)	\$888,189	\$979,675	\$926,146	\$760,485	\$667,018
Ratios to average net assets:					
Net investment income (loss)	(0.19%)	(0.14%)	(0.14%)	(0.21%)	(0.19%)
Total expenses ^b	1.37%	1.36%	1.28%	1.29%	1.25%
Net expenses ^c	1.37%	1.36%	1.28%	1.29%	1.25%
Portfolio turnover rate	54%	32%	48%	72%	228%

Financial Highlights (continued)

NASDAQ-100[®] FUND

Class H	Year Ended March 31, 2020	Year Ended March 31, 2019	Year Ended March 29, 2018	Year Ended March 31, 2017	Year Ended March 31, 2016
Per Share Data					
Net asset value, beginning of period	\$35.26	\$32.22	\$28.49	\$24.00	\$23.76
Income (loss) from investment operations:					
Net investment income (loss) ^a	(0.16)	(0.13)	(0.12)	(0.14)	(0.13)
Net gain (loss) on investments (realized and unrealized)	2.02	3.78	5.89	5.11	0.91
Total from investment operations	1.86	3.65	5.77	4.97	0.78
Less distributions from:					
Net realized gains	(0.84)	(0.61)	(2.04)	(0.48)	(0.54)
Total distributions	(0.84)	(0.61)	(2.04)	(0.48)	(0.54)
Net asset value, end of period	\$36.28	\$35.26	\$32.22	\$28.49	\$24.00
Total Return	5.11%	11.51%	20.49%	20.92%	3.18%
Ratios/Supplemental Data					
Net assets, end of period (in thousands)	\$23,777	\$46,276	\$64,483	\$53,441	\$173,638
Ratios to average net assets:					
Net investment income (loss)	(0.43%)	(0.37%)	(0.37%)	(0.57%)	(0.51%)
Total expenses ^b	1.62%	1.61%	1.53%	1.54%	1.51%
Net expenses ^c	1.62%	1.61%	1.53%	1.54%	1.51%
Portfolio turnover rate	54%	32%	48%	72%	228%

^a Net investment income (loss) per share was computed using average shares outstanding throughout the period.

^b Does not include expenses of the underlying funds in which the Fund invests.

^c Net expense information reflects the expense ratios after expense waivers and reimbursements, as applicable.

Financial Highlights

INVERSE NASDAQ-100[®] STRATEGY FUND

This table is presented to show selected data for a share outstanding throughout each period and to assist shareholders in evaluating the Fund's performance for the periods presented.

Investor Class	Year Ended March 31, 2020	Year Ended March 31, 2019	Year Ended March 29, 2018	Year Ended March 31, 2017 ^e	Year Ended March 31, 2016 ^e
Per Share Data					
Net asset value, beginning of period	\$54.72	\$63.05	\$77.68	\$96.42	\$105.47
Income (loss) from investment operations:					
Net investment income (loss) ^a	0.09	0.56	0.11	(0.51)	(1.08)
Net gain (loss) on investments (realized and unrealized)	(6.83)	(8.89)	(14.74)	(18.23)	(7.97)
Total from investment operations	(6.74)	(8.33)	(14.63)	(18.74)	(9.05)
Less distributions from:					
Net investment income	(0.33)	—	—	—	—
Total distributions	(0.33)	—	—	—	—
Net asset value, end of period	\$47.65	\$54.72	\$63.05	\$77.68	\$96.42
Total Return	(12.32%)	(13.21%)	(18.83%)	(19.42%)	(8.61%)
Ratios/Supplemental Data					
Net assets, end of period (in thousands)	\$59,321	\$6,473	\$5,474	\$6,286	\$11,857
Ratios to average net assets:					
Net investment income (loss)	0.17%	0.93%	0.16%	(0.57%)	(1.04%)
Total expenses ^b	1.57%	1.56%	1.46%	1.46%	1.44%
Net expenses ^c	1.54%	1.54%	1.46%	1.46%	1.44%
Portfolio turnover rate	37%	38%	—	486%	1,674%

Financial Highlights (continued)

INVERSE NASDAQ-100[®] STRATEGY FUND

Class H	Year Ended March 31, 2020	Year Ended March 31, 2019	Year Ended March 29, 2018	Year Ended March 31, 2017 ^d	Year Ended March 31, 2016 ^d
Per Share Data					
Net asset value, beginning of period	\$52.24	\$60.37	\$74.56	\$92.82	\$101.76
Income (loss) from investment operations:					
Net investment income (loss) ^a	(0.02)	0.37	0.07	(0.86)	(1.16)
Net gain (loss) on investments (realized and unrealized)	(6.53)	(8.50)	(14.26)	(17.40)	(7.78)
Total from investment operations	(6.55)	(8.13)	(14.19)	(18.26)	(8.94)
Less distributions from:					
Net investment income	(0.33)	—	—	—	—
Total distributions	(0.33)	—	—	—	—
Net asset value, end of period	\$45.36	\$52.24	\$60.37	\$74.56	\$92.82
Total Return	(12.54%)	(13.47%)	(19.03%)	(19.65%)	(8.80%)
Ratios/Supplemental Data					
Net assets, end of period (in thousands)	\$583	\$341	\$2,403	\$460	\$252
Ratios to average net assets:					
Net investment income (loss)	(0.05%)	0.63%	0.11%	(0.95%)	(1.18%)
Total expenses ^b	1.82%	1.81%	1.71%	1.70%	1.70%
Net expenses ^c	1.79%	1.79%	1.71%	1.70%	1.70%
Portfolio turnover rate	37%	38%	—	486%	1,674%

^a Net investment income (loss) per share was computed using average shares outstanding throughout the period.

^b Does not include expenses of the underlying funds in which the Fund invests.

^c Net expense information reflects the expense ratios after expense waivers and reimbursements, as applicable.

^d Reverse share split — Per share amounts for the periods presented through March 31, 2017 have been restated to reflect a 1:4 reverse share split effective November 4, 2016.

Financial Highlights

MID-CAP 1.5X STRATEGY FUND

This table is presented to show selected data for a share outstanding throughout each period and to assist shareholders in evaluating the Fund's performance for the periods presented.

Class H	Year Ended March 31, 2020	Year Ended March 31, 2019	Year Ended March 29, 2018	Year Ended March 31, 2017	Year Ended March 31, 2016
Per Share Data					
Net asset value, beginning of period	\$90.18	\$90.82	\$80.23	\$61.85	\$67.45
Income (loss) from investment operations:					
Net investment income (loss) ^a	0.27	0.42	0.35	(0.37)	(0.57)
Net gain (loss) on investments (realized and unrealized)	(34.02)	(0.65)	10.74	18.90	(4.63)
Total from investment operations	(33.75)	(0.23)	11.09	18.53	(5.20)
Less distributions from:					
Net investment income	(0.19)	(0.11)	—	—	—
Net realized gains	—	(0.30)	(0.50)	(0.15)	(0.40)
Total distributions	(0.19)	(0.41)	(0.50)	(0.15)	(0.40)
Net asset value, end of period	\$56.24	\$90.18	\$90.82	\$80.23	\$61.85
Total Return	(37.52%)	(0.21%)	13.82%	29.97%	(7.73%)
Ratios/Supplemental Data					
Net assets, end of period (in thousands)	\$4,054	\$14,017	\$13,956	\$20,071	\$13,611
Ratios to average net assets:					
Net investment income (loss)	0.28%	0.49%	0.39%	(0.50%)	(0.93%)
Total expenses ^b	1.79%	1.78%	1.66%	1.68%	1.66%
Net expenses ^c	1.77%	1.77%	1.66%	1.68%	1.66%
Portfolio turnover rate	617%	721%	722%	1,216%	1,506%

^a Net investment income (loss) per share was computed using average shares outstanding throughout the period.

^b Does not include expenses of the underlying funds in which the Fund invests.

^c Net expense information reflects the expense ratios after expense waivers and reimbursements, as applicable.

Financial Highlights

INVERSE MID-CAP STRATEGY FUND

This table is presented to show selected data for a share outstanding throughout each period and to assist shareholders in evaluating the Fund's performance for the periods presented.

Class H	Year Ended March 31, 2020	Year Ended March 31, 2019	Year Ended March 29, 2018	Year Ended March 31, 2017	Year Ended March 31, 2016
Per Share Data					
Net asset value, beginning of period	\$21.84	\$22.29	\$24.90	\$30.69	\$30.70
Income (loss) from investment operations:					
Net investment income (loss) ^a	0.14	0.13	(0.09)	(0.31)	(0.42)
Net gain (loss) on investments (realized and unrealized)	3.78 ^d	(0.58)	(2.52)	(5.48)	0.41
Total from investment operations	3.92	(0.45)	(2.61)	(5.79)	(0.01)
Less distributions from:					
Net investment income	(0.16)	—	—	—	—
Total distributions	(0.16)	—	—	—	—
Net asset value, end of period	\$25.60	\$21.84	\$22.29	\$24.90	\$30.69
Total Return	18.11%	(2.02%)	(10.48%)	(18.87%)	(0.07%)
Ratios/Supplemental Data					
Net assets, end of period (in thousands)	\$1,488	\$769	\$509	\$606	\$2,680
Ratios to average net assets:					
Net investment income (loss)	0.65%	0.61%	(0.39%)	(1.10%)	(1.32%)
Total expenses ^b	1.78%	1.77%	1.68%	1.67%	1.65%
Net expenses ^c	1.70%	1.75%	1.68%	1.67%	1.65%
Portfolio turnover rate	—	48%	37%	120%	199%

^a Net investment income (loss) per share was computed using average shares outstanding throughout the period.

^b Does not include expenses of the underlying funds in which the Fund invests.

^c Net expense information reflects the expense ratios after expense waivers and reimbursements, as applicable.

^d The amount shown for a share outstanding throughout the period does not accord with the aggregate net losses on investments for the year because of the sales and repurchases of fund shares in relation to fluctuating market value of the investments of the Fund.

Financial Highlights

RUSSELL 2000® 1.5X STRATEGY FUND

This table is presented to show selected data for a share outstanding throughout each period and to assist shareholders in evaluating the Fund's performance for the periods presented.

Class H	Year Ended March 31, 2020	Year Ended March 31, 2019	Year Ended March 29, 2018	Year Ended March 31, 2017	Year Ended March 31, 2016
Per Share Data					
Net asset value, beginning of period	\$63.37	\$64.22	\$55.86	\$44.75	\$57.94
Income (loss) from investment operations:					
Net investment income (loss) ^a	0.09	0.29	(0.11)	(0.51)	(0.51)
Net gain (loss) on investments (realized and unrealized)	(24.46)	(1.14) ^d	8.47	16.96	(8.87)
Total from investment operations	(24.37)	(0.85)	8.36	16.45	(9.38)
Less distributions from:					
Net realized gains	—	—	—	(5.34)	(3.81)
Total distributions	—	—	—	(5.34)	(3.81)
Net asset value, end of period	\$39.00	\$63.37	\$64.22	\$55.86	\$44.75
Total Return	(38.46%)	(1.32%)	14.97%	37.80%	(16.63%)
Ratios/Supplemental Data					
Net assets, end of period (in thousands)	\$3,347	\$6,676	\$7,178	\$8,447	\$8,049
Ratios to average net assets:					
Net investment income (loss)	0.14%	0.46%	(0.18%)	(0.98%)	(1.01%)
Total expenses ^b	1.84%	1.81%	1.72%	1.73%	1.70%
Net expenses ^c	1.80%	1.80%	1.72%	1.73%	1.70%
Portfolio turnover rate	93%	258%	580%	1,315%	971%

^a Net investment income (loss) per share was computed using average shares outstanding throughout the period.

^b Does not include expenses of the underlying funds in which the Fund invests.

^c Net expense information reflects the expense ratios after expense waivers and reimbursements, as applicable.

^d The amount shown for a share outstanding throughout the period does not accord with the aggregate net gains on investments for the year because of the sales and repurchases of Fund shares in relation to fluctuating market value of the investments of the Fund.

Financial Highlights

RUSSELL 2000[®] FUND

This table is presented to show selected data for a share outstanding throughout each period and to assist shareholders in evaluating the Fund's performance for the periods presented.

Class H	Year Ended March 31, 2020	Year Ended March 31, 2019	Year Ended March 29, 2018	Year Ended March 31, 2017	Year Ended March 31, 2016
Per Share Data					
Net asset value, beginning of period	\$43.70	\$43.57	\$41.51	\$33.48	\$38.79
Income (loss) from investment operations:					
Net investment income (loss) ^a	0.01	(0.06)	(0.19)	(0.21)	(0.35)
Net gain (loss) on investments (realized and unrealized)	(10.86)	0.19 ^b	4.36	8.24	(4.05)
Total from investment operations	(10.85)	0.13	4.17	8.03	(4.40)
Less distributions from:					
Net investment income	(0.01)	—	—	—	—
Net realized gains	(0.67)	—	(2.11)	—	(0.91)
Total distributions	(0.68)	—	(2.11)	—	(0.91)
Net asset value, end of period	\$32.17	\$43.70	\$43.57	\$41.51	\$33.48
Total Return	(25.30%)	0.30%	10.03%	23.95%	(11.43%)
Ratios/Supplemental Data					
Net assets, end of period (in thousands)	\$6,731	\$19,384	\$24,713	\$29,466	\$46,251
Ratios to average net assets:					
Net investment income (loss)	0.01%	(0.14%)	(0.43%)	(0.54%)	(0.97%)
Total expenses	1.73%	1.71%	1.63%	1.63%	1.60%
Portfolio turnover rate	35%	112%	167%	203%	442%

^a Net investment income (loss) per share was computed using average shares outstanding throughout the period.

^b The amount shown for a share outstanding throughout the period does not accord with the aggregate net losses on investments for the year because of the sales and repurchases of Fund shares in relation to fluctuating market value of the investments of the Fund.

Financial Highlights

INVERSE RUSSELL 2000® STRATEGY FUND

This table is presented to show selected data for a share outstanding throughout each period and to assist shareholders in evaluating the Fund's performance for the periods presented.

Class H	Year Ended March 31, 2020	Year Ended March 31, 2019	Year Ended March 29, 2018	Year Ended March 31, 2017	Year Ended March 31, 2016
Per Share Data					
Net asset value, beginning of period	\$20.49	\$20.96	\$23.69	\$30.83	\$29.30
Income (loss) from investment operations:					
Net investment income (loss) ^a	0.02	0.11	(0.09)	(0.32)	(0.41)
Net gain (loss) on investments (realized and unrealized)	3.85 ^d	(0.58)	(2.64)	(6.82)	1.94
Total from investment operations	3.87	(0.47)	(2.73)	(7.14)	1.53
Less distributions from:					
Net investment income	(0.14)	—	—	—	—
Total distributions	(0.14)	—	—	—	—
Net asset value, end of period	\$24.22	\$20.49	\$20.96	\$23.69	\$30.83
Total Return	19.08%	(2.24%)	(11.52%)	(23.16%)	5.22%
Ratios/Supplemental Data					
Net assets, end of period (in thousands)	\$22,414	\$9,392	\$3,543	\$5,777	\$36,713
Ratios to average net assets:					
Net investment income (loss)	0.07%	0.53%	(0.39%)	(1.14%)	(1.28%)
Total expenses ^b	1.82%	1.82%	1.72%	1.72%	1.70%
Net expenses ^c	1.79%	1.81%	1.72%	1.72%	1.70%
Portfolio turnover rate	7%	40%	—	58%	584%

^a Net investment income (loss) per share was computed using average shares outstanding throughout the period.

^b Does not include expenses of the underlying funds in which the Fund invests.

^c Net expense information reflects the expense ratios after expense waivers and reimbursements, as applicable.

^d The amount shown for a share outstanding throughout the period does not accord with the aggregate net losses on investments for the year because of the sales and repurchases of fund shares in relation to fluctuating market value of the investments of the Fund.

Financial Highlights

DOW JONES INDUSTRIAL AVERAGE[®] FUND

This table is presented to show selected data for a share outstanding throughout each period and to assist shareholders in evaluating the Fund's performance for the periods presented.

Class H	Year Ended March 31, 2020	Year Ended March 31, 2019	Year Ended March 29, 2018	Year Ended March 31, 2017	Period Ended March 31, 2016^a
Per Share Data					
Net asset value, beginning of period	\$70.59	\$66.04	\$58.28	\$49.59	\$50.00
Income (loss) from investment operations:					
Net investment income (loss) ^b	0.51	0.55	0.39	0.28	(0.03)
Net gain (loss) on investments (realized and unrealized)	(10.73)	4.79	9.87	8.72	(0.38)
Total from investment operations	(10.22)	5.34	10.26	9.00	(0.41)
Less distributions from:					
Net investment income	(0.31)	(0.64)	(0.35)	(0.02)	—
Net realized gains	(2.70)	(0.15)	(2.15)	(0.29)	—
Total distributions	(3.01)	(0.79)	(2.50)	(0.31)	—
Net asset value, end of period	\$57.36	\$70.59	\$66.04	\$58.28	\$49.59
Total Return	(15.40%)	8.16%	17.54%	18.20%	(0.82%)
Ratios/Supplemental Data					
Net assets, end of period (in thousands)	\$24,331	\$40,617	\$68,766	\$42,495	\$18,923
Ratios to average net assets:					
Net investment income (loss)	0.70%	0.80%	0.61%	0.52%	(0.17%)
Total expenses ^c	1.66%	1.62%	1.55%	1.57%	1.55%
Net expenses ^d	1.64%	1.62%	1.55%	1.57%	1.55%
Portfolio turnover rate	186%	465%	168%	668%	98%

^a Since commencement of operations: December 1, 2015. Percentage amounts for the period, except total return and portfolio turnover rate, have been annualized.

^b Net investment income (loss) per share was computed using average shares outstanding throughout the period.

^c Does not include expenses of the underlying funds in which the Fund invests.

^d Net expense information reflects the expense ratios after expense waivers and reimbursements, as applicable.

Financial Highlights

S&P 500[®] PURE GROWTH FUND

This table is presented to show selected data for a share outstanding throughout each period and to assist shareholders in evaluating the Fund's performance for the periods presented.

Class H	Year Ended March 31, 2020	Year Ended March 31, 2019	Year Ended March 29, 2018	Year Ended March 31, 2017	Year Ended March 31, 2016
Per Share Data					
Net asset value, beginning of period	\$65.84	\$66.49	\$57.83	\$51.73	\$55.84
Income (loss) from investment operations:					
Net investment income (loss) ^a	(0.29)	(0.53)	(0.38)	(0.44)	(0.18)
Net gain (loss) on investments (realized and unrealized)	(8.09)	3.44	12.59	6.56	(2.51)
Total from investment operations	(8.38)	2.91	12.21	6.12	(2.69)
Less distributions from:					
Net realized gains	(3.57)	(3.56)	(3.55)	(0.02)	(1.42)
Total distributions	(3.57)	(3.56)	(3.55)	(0.02)	(1.42)
Net asset value, end of period	\$53.89	\$65.84	\$66.49	\$57.83	\$51.73
Total Return	(13.77%)	4.86%	21.40%	11.84%	(4.91%)
Ratios/Supplemental Data					
Net assets, end of period (in thousands)	\$25,981	\$82,570	\$109,644	\$78,673	\$113,223
Ratios to average net assets:					
Net investment income (loss)	(0.44%)	(0.79%)	(0.59%)	(0.81%)	(0.35%)
Total expenses	1.63%	1.61%	1.53%	1.52%	1.51%
Portfolio turnover rate	282%	177%	215%	184%	290%

^a Net investment income (loss) per share was computed using average shares outstanding throughout the period.

Financial Highlights

S&P 500[®] PURE VALUE FUND

This table is presented to show selected data for a share outstanding throughout each period and to assist shareholders in evaluating the Fund's performance for the periods presented.

Class H	Year Ended March 31, 2020	Year Ended March 31, 2019	Year Ended March 29, 2018	Year Ended March 31, 2017 ^b	Year Ended March 31, 2016 ^b
Per Share Data					
Net asset value, beginning of period	\$76.39	\$83.78	\$76.71	\$66.28	\$72.81
Income (loss) from investment operations:					
Net investment income (loss) ^a	0.96	0.81	0.57	0.59	0.80
Net gain (loss) on investments (realized and unrealized)	(27.66)	(2.13)	7.47	10.52	(4.72)
Total from investment operations	(26.70)	(1.32)	8.04	11.11	(3.92)
Less distributions from:					
Net investment income	(0.82)	(1.14)	(0.27)	(0.68)	(0.98)
Net realized gains	—	(4.93)	(0.70)	—	(1.63)
Total distributions	(0.82)	(6.07)	(0.97)	(0.68)	(2.61)
Net asset value, end of period	\$48.87	\$76.39	\$83.78	\$76.71	\$66.28
Total Return	(35.38%)	(1.25%)	10.48%	16.81%	(5.44%)
Ratios/Supplemental Data					
Net assets, end of period (in thousands)	\$5,422	\$43,352	\$59,536	\$55,613	\$70,983
Ratios to average net assets:					
Net investment income (loss)	1.22%	0.97%	0.70%	(0.83%)	1.17%
Total expenses	1.63%	1.61%	1.53%	1.53%	1.50%
Portfolio turnover rate	254%	190%	252%	321%	365%

^a Net investment income (loss) per share was computed using average shares outstanding throughout the period.

^b Share split — Per share amounts for the periods presented through March 31, 2017 have been restated to reflect a 2:1 share split effective October 28, 2016.

Financial Highlights

S&P MIDCAP 400[®] PURE GROWTH FUND

This table is presented to show selected data for a share outstanding throughout each period and to assist shareholders in evaluating the Fund's performance for the periods presented.

Class H	Year Ended March 31, 2020	Year Ended March 31, 2019	Year Ended March 29, 2018	Year Ended March 31, 2017	Year Ended March 31, 2016
Per Share Data					
Net asset value, beginning of period	\$45.94	\$55.03	\$50.89	\$46.56	\$53.91
Income (loss) from investment operations:					
Net investment income (loss) ^a	(0.31)	(0.34)	(0.40)	(0.33)	(0.36)
Net gain (loss) on investments (realized and unrealized)	(11.81)	(2.36)	8.10	5.40	(4.48)
Total from investment operations	(12.12)	(2.70)	7.70	5.07	(4.84)
Less distributions from:					
Net realized gains	—	(6.39)	(3.56)	(0.74)	(2.51)
Total distributions	—	(6.39)	(3.56)	(0.74)	(2.51)
Net asset value, end of period	\$33.82	\$45.94	\$55.03	\$50.89	\$46.56
Total Return	(26.38%)	(4.19%)	15.32%	10.99%	(9.22%)
Ratios/Supplemental Data					
Net assets, end of period (in thousands)	\$27,848	\$47,929	\$73,714	\$78,373	\$94,915
Ratios to average net assets:					
Net investment income (loss)	(0.71%)	(0.64%)	(0.74%)	(0.68%)	(0.71%)
Total expenses	1.63%	1.61%	1.53%	1.53%	1.50%
Portfolio turnover rate	190%	165%	160%	127%	143%

^a Net investment income (loss) per share was computed using average shares outstanding throughout the period.

Financial Highlights

S&P MIDCAP 400[®] PURE VALUE FUND

This table is presented to show selected data for a share outstanding throughout each period and to assist shareholders in evaluating the Fund's performance for the periods presented.

Class H	Year Ended March 31, 2020	Year Ended March 31, 2019	Year Ended March 29, 2018	Year Ended March 31, 2017	Year Ended March 31, 2016
Per Share Data					
Net asset value, beginning of period	\$51.54	\$53.25	\$51.33	\$42.38	\$45.62
Income (loss) from investment operations:					
Net investment income (loss) ^a	0.20	(0.07)	0.04	(0.07)	0.20
Net gain (loss) on investments (realized and unrealized)	(21.26)	(0.15)	2.86	9.12	(3.33)
Total from investment operations	(21.06)	(0.22)	2.90	9.05	(3.13)
Less distributions from:					
Net investment income	—	(0.02)	—	(0.10)	(0.11)
Net realized gains	—	(1.47)	(0.98)	—	—
Total distributions	—	(1.49)	(0.98)	(0.10)	(0.11)
Net asset value, end of period	\$30.48	\$51.54	\$53.25	\$51.33	\$42.38
Total Return	(40.86%)	(0.16%)	5.58%	21.36%	(6.86%)
Ratios/Supplemental Data					
Net assets, end of period (in thousands)	\$1,618	\$10,928	\$7,888	\$21,143	\$48,048
Ratios to average net assets:					
Net investment income (loss)	0.39%	(0.13%)	0.08%	(0.16%)	0.47%
Total expenses	1.63%	1.62%	1.53%	1.53%	1.51%
Portfolio turnover rate	993%	558%	506%	628%	493%

^a Net investment income (loss) per share was computed using average shares outstanding throughout the period.

Financial Highlights

S&P SMALLCAP 600[®] PURE GROWTH FUND

This table is presented to show selected data for a share outstanding throughout each period and to assist shareholders in evaluating the Fund's performance for the periods presented.

Class H	Year Ended March 31, 2020	Year Ended March 31, 2019	Year Ended March 29, 2018	Year Ended March 31, 2017	Year Ended March 31, 2016
Per Share Data					
Net asset value, beginning of period	\$65.21	\$71.78	\$65.58	\$52.27	\$58.89
Income (loss) from investment operations:					
Net investment income (loss) ^a	(0.40)	(0.77)	(0.55)	(0.44)	(0.28)
Net gain (loss) on investments (realized and unrealized)	(20.97)	(0.87)	9.26	13.75	(6.34)
Total from investment operations	(21.37)	(1.64)	8.71	13.31	(6.62)
Less distributions from:					
Net realized gains	—	(4.93)	(2.51)	—	—
Total distributions	—	(4.93)	(2.51)	—	—
Net asset value, end of period	\$43.84	\$65.21	\$71.78	\$65.58	\$52.27
Total Return	(32.77%)	(2.33%)	13.38%	25.46%	(11.24%)
Ratios/Supplemental Data					
Net assets, end of period (in thousands)	\$2,430	\$7,525	\$15,523	\$31,750	\$25,046
Ratios to average net assets:					
Net investment income (loss)	(0.63%)	(0.99%)	(0.80%)	(0.75%)	(0.49%)
Total expenses	1.63%	1.61%	1.53%	1.53%	1.50%
Portfolio turnover rate	628%	421%	643%	818%	309%

^a Net investment income (loss) per share was computed using average shares outstanding throughout the period.

Financial Highlights

S&P SMALLCAP 600[®] PURE VALUE FUND

This table is presented to show selected data for a share outstanding throughout each period and to assist shareholders in evaluating the Fund's performance for the periods presented.

Class H	Year Ended March 31, 2020	Year Ended March 31, 2019	Year Ended March 29, 2018	Year Ended March 31, 2017	Year Ended March 31, 2016
Per Share Data					
Net asset value, beginning of period	\$25.80	\$27.57	\$27.13	\$23.07	\$25.71
Income (loss) from investment operations:					
Net investment income (loss) ^a	(0.11)	0.02	(0.09)	(0.12)	(0.07)
Net gain (loss) on investments (realized and unrealized)	(12.24)	(1.79)	0.53	4.18	(2.57)
Total from investment operations	(12.35)	(1.77)	0.44	4.06	(2.64)
Net asset value, end of period	\$13.45	\$25.80	\$27.57	\$27.13	\$23.07
Total Return	(47.87%)	(6.42%)	1.62%	17.60%	(10.27%)
Ratios/Supplemental Data					
Net assets, end of period (in thousands)	\$1,507	\$9,062	\$7,595	\$19,782	\$18,071
Ratios to average net assets:					
Net investment income (loss)	(0.44%)	0.06%	(0.32%)	(0.47%)	(0.32%)
Total expenses	1.64%	1.62%	1.53%	1.53%	1.50%
Portfolio turnover rate	1,104%	534%	1,832%	1,449%	417%

^a Net investment income (loss) per share was computed using average shares outstanding throughout the period.

Financial Highlights

BANKING FUND

This table is presented to show selected data for a share outstanding throughout each period and to assist shareholders in evaluating the Fund's performance for the periods presented.

Investor Class	Year Ended March 31, 2020	Year Ended March 31, 2019	Year Ended March 29, 2018	Year Ended March 31, 2017	Year Ended March 31, 2016
Per Share Data					
Net asset value, beginning of period	\$74.58	\$86.27	\$76.86	\$56.13	\$62.71
Income (loss) from investment operations:					
Net investment income (loss) ^a	1.14	0.81	0.60	0.53	0.68
Net gain (loss) on investments (realized and unrealized)	(23.38)	(10.92)	9.12	20.51	(6.97)
Total from investment operations	(22.24)	(10.11)	9.72	21.04	(6.29)
Less distributions from:					
Net investment income	(0.51)	(1.58)	(0.31)	(0.31)	(0.29)
Total distributions	(0.51)	(1.58)	(0.31)	(0.31)	(0.29)
Net asset value, end of period	\$51.83	\$74.58	\$86.27	\$76.86	\$56.13
Total Return	(30.08%)	(11.63%)	12.63%	37.53%	(10.10%)
Ratios/Supplemental Data					
Net assets, end of period (in thousands)	\$17,507	\$5,997	\$26,209	\$41,473	\$7,206
Ratios to average net assets:					
Net investment income (loss)	1.47%	0.97%	0.73%	0.74%	1.07%
Total expenses	1.48%	1.46%	1.38%	1.38%	1.34%
Portfolio turnover rate	360%	633%	772%	907%	514%

Financial Highlights (continued)

BANKING FUND

Class H	Year Ended March 31, 2020	Year Ended March 31, 2019	Year Ended March 29, 2018	Year Ended March 31, 2017	Year Ended March 31, 2016 ^b
Per Share Data					
Net asset value, beginning of period	\$66.00	\$76.78	\$68.61	\$50.22	\$56.30
Income (loss) from investment operations:					
Net investment income (loss) ^a	0.74	0.45	0.39	0.29	0.33
Net gain (loss) on investments (realized and unrealized)	(20.50)	(9.65)	8.09	18.41	(6.12)
Total from investment operations	(19.76)	(9.20)	8.48	18.70	(5.79)
Less distributions from:					
Net investment income	(0.51)	(1.58)	(0.31)	(0.31)	(0.29)
Total distributions	(0.51)	(1.58)	(0.31)	(0.31)	(0.29)
Net asset value, end of period	\$45.73	\$66.00	\$76.78	\$68.61	\$50.22
Total Return	(30.24%)	(11.89%)	12.38%	37.26%	(10.34%)
Ratios/Supplemental Data					
Net assets, end of period (in thousands)	\$162	\$1,531	\$14,220	\$8,467	\$1,360
Ratios to average net assets:					
Net investment income (loss)	1.02%	0.60%	0.52%	0.45%	0.57%
Total expenses	1.74%	1.70%	1.62%	1.63%	1.68%
Portfolio turnover rate	360%	633%	772%	907%	514%

^a Net investment income (loss) per share was computed using average shares outstanding throughout the period.

^b Effective September 30, 2015, the Fund's Advisor Class shares were converted into Class H shares. The financial highlights for periods prior to that date reflect the performance of the former Advisor Class.

Financial Highlights

BASIC MATERIALS FUND

This table is presented to show selected data for a share outstanding throughout each period and to assist shareholders in evaluating the Fund's performance for the periods presented.

Investor Class	Year Ended March 31, 2020	Year Ended March 31, 2019	Year Ended March 29, 2018	Year Ended March 31, 2017	Year Ended March 31, 2016
Per Share Data					
Net asset value, beginning of period	\$58.04	\$60.37	\$55.71	\$45.18	\$50.18
Income (loss) from investment operations:					
Net investment income (loss) ^a	0.43	0.35	0.11	0.18	0.26
Net gain (loss) on investments (realized and unrealized)	(13.42)	(1.85)	4.80	10.92	(4.39)
Total from investment operations	(12.99)	(1.50)	4.91	11.10	(4.13)
Less distributions from:					
Net investment income	(0.90)	(0.24)	(0.25)	(0.57)	(0.87)
Net realized gains	(1.76)	(0.59)	—	—	—
Total distributions	(2.66)	(0.83)	(0.25)	(0.57)	(0.87)
Net asset value, end of period	\$42.39	\$58.04	\$60.37	\$55.71	\$45.18
Total Return	(23.61%)	(2.36%)	8.81%	24.65%	(8.07%)
Ratios/Supplemental Data					
Net assets, end of period (in thousands)	\$13,313	\$26,704	\$51,589	\$56,854	\$30,653
Ratios to average net assets:					
Net investment income (loss)	0.74%	0.59%	0.18%	0.35%	0.55%
Total expenses	1.48%	1.47%	1.38%	1.37%	1.35%
Portfolio turnover rate	67%	247%	257%	361%	471%

Financial Highlights (continued)

BASIC MATERIALS FUND

Class H	Year Ended March 31, 2020	Year Ended March 31, 2019	Year Ended March 29, 2018	Year Ended March 31, 2017	Year Ended March 31, 2016 ^b
Per Share Data					
Net asset value, beginning of period	\$52.62	\$54.95	\$50.84	\$41.37	\$46.19
Income (loss) from investment operations:					
Net investment income (loss) ^a	0.27	0.12	(0.05)	0.01	0.09
Net gain (loss) on investments (realized and unrealized)	(12.08)	(1.62)	4.41	10.03	(4.04)
Total from investment operations	(11.81)	(1.50)	4.36	10.04	(3.95)
Less distributions from:					
Net investment income	(0.90)	(0.24)	(0.25)	(0.57)	(0.87)
Net realized gains	(1.76)	(0.59)	—	—	—
Total distributions	(2.66)	(0.83)	(0.25)	(0.57)	(0.87)
Net asset value, end of period	\$38.15	\$52.62	\$54.95	\$50.84	\$41.37
Total Return	(23.81%)	(2.59%)	8.57%	24.36%	(8.36%)
Ratios/Supplemental Data					
Net assets, end of period (in thousands)	\$825	\$1,424	\$9,220	\$8,077	\$2,612
Ratios to average net assets:					
Net investment income (loss)	0.51%	0.21%	(0.09%)	0.03%	0.24%
Total expenses	1.72%	1.71%	1.62%	1.62%	1.64%
Portfolio turnover rate	67%	247%	257%	361%	471%

^a Net investment income (loss) per share was computed using average shares outstanding throughout the period.

^b Effective September 30, 2015, the Fund's Advisor Class shares were converted into Class H shares. The financial highlights for periods prior to that date reflect the performance of the former Advisor Class.

Financial Highlights

BIOTECHNOLOGY FUND

This table is presented to show selected data for a share outstanding throughout each period and to assist shareholders in evaluating the Fund's performance for the periods presented.

Investor Class	Year Ended March 31, 2020	Year Ended March 31, 2019	Year Ended March 29, 2018	Year Ended March 31, 2017	Year Ended March 31, 2016
Per Share Data					
Net asset value, beginning of period	\$83.02	\$87.17	\$79.72	\$68.30	\$93.63
Income (loss) from investment operations:					
Net investment income (loss) ^a	(0.44)	(0.68)	(0.62)	(0.57)	(0.75)
Net gain (loss) on investments (realized and unrealized)	(7.26)	6.42	12.77	11.99	(23.30)
Total from investment operations	(7.70)	5.74	12.15	11.42	(24.05)
Less distributions from:					
Net realized gains	(3.60)	(9.89)	(4.70)	—	(1.28)
Total distributions	(3.60)	(9.89)	(4.70)	—	(1.28)
Net asset value, end of period	\$71.72	\$83.02	\$87.17	\$79.72	\$68.30
Total Return	(9.91%)	7.94%	15.34%	16.71%	(25.98%)
Ratios/Supplemental Data					
Net assets, end of period (in thousands)	\$122,194	\$177,344	\$210,564	\$238,614	\$260,476
Ratios to average net assets:					
Net investment income (loss)	(0.56%)	(0.79%)	(0.70%)	(0.76%)	(0.84%)
Total expenses	1.48%	1.46%	1.37%	1.37%	1.32%
Portfolio turnover rate	64%	100%	105%	207%	83%

Financial Highlights (continued)

BIOTECHNOLOGY FUND

Class H	Year Ended March 31, 2020	Year Ended March 31, 2019	Year Ended March 29, 2018	Year Ended March 31, 2017	Year Ended March 31, 2016 ^b
Per Share Data					
Net asset value, beginning of period	\$73.18	\$78.26	\$72.16	\$62.00	\$85.38
Income (loss) from investment operations:					
Net investment income (loss) ^a	(0.59)	(0.82)	(0.69)	(0.70)	(0.96)
Net gain (loss) on investments (realized and unrealized)	(6.29)	5.63	11.49	10.86	(21.14)
Total from investment operations	(6.88)	4.81	10.80	10.16	(22.10)
Less distributions from:					
Net realized gains	(3.60)	(9.89)	(4.70)	—	(1.28)
Total distributions	(3.60)	(9.89)	(4.70)	—	(1.28)
Net asset value, end of period	\$62.70	\$73.18	\$78.26	\$72.16	\$62.00
Total Return	(10.12%)	7.66%	15.04%	16.39%	(26.22%)
Ratios/Supplemental Data					
Net assets, end of period (in thousands)	\$8,365	\$13,315	\$19,905	\$19,308	\$27,346
Ratios to average net assets:					
Net investment income (loss)	(0.85%)	(1.06%)	(0.87%)	(1.04%)	(1.17%)
Total expenses	1.73%	1.71%	1.62%	1.61%	1.65%
Portfolio turnover rate	64%	100%	105%	207%	83%

^a Net investment income (loss) per share was computed using average shares outstanding throughout the period.

^b Effective September 30, 2015, the Fund's Advisor Class shares were converted into Class H shares. The financial highlights for periods prior to that date reflect the performance of the former Advisor Class.

Financial Highlights

CONSUMER PRODUCTS FUND

This table is presented to show selected data for a share outstanding throughout each period and to assist shareholders in evaluating the Fund's performance for the periods presented.

Investor Class	Year Ended March 31, 2020	Year Ended March 31, 2019	Year Ended March 29, 2018	Year Ended March 31, 2017	Year Ended March 31, 2016
Per Share Data					
Net asset value, beginning of period	\$59.56	\$61.08	\$66.06	\$62.84	\$58.55
Income (loss) from investment operations:					
Net investment income (loss) ^a	0.72	0.92	0.56	0.51	0.61
Net gain (loss) on investments (realized and unrealized)	(5.71)	1.40	(0.37)	3.58	4.92
Total from investment operations	(4.99)	2.32	0.19	4.09	5.53
Less distributions from:					
Net investment income	(0.77)	(0.80)	(0.44)	(0.58)	(0.49)
Net realized gains	(0.92)	(3.04)	(4.73)	(0.29)	(0.75)
Total distributions	(1.69)	(3.84)	(5.17)	(0.87)	(1.24)
Net asset value, end of period	\$52.88	\$59.56	\$61.08	\$66.06	\$62.84
Total Return	(8.81%)	4.09%	(0.04%)	6.62%	9.65%
Ratios/Supplemental Data					
Net assets, end of period (in thousands)	\$79,890	\$142,633	\$152,717	\$207,683	\$276,578
Ratios to average net assets:					
Net investment income (loss)	1.17%	1.56%	0.86%	0.79%	1.03%
Total expenses	1.47%	1.46%	1.38%	1.36%	1.34%
Portfolio turnover rate	59%	84%	80%	75%	104%

Financial Highlights (continued)

CONSUMER PRODUCTS FUND

Class H	Year Ended March 31, 2020	Year Ended March 31, 2019	Year Ended March 29, 2018	Year Ended March 31, 2017	Year Ended March 31, 2016 ^b
Per Share Data					
Net asset value, beginning of period	\$52.07	\$54.02	\$59.15	\$56.50	\$52.94
Income (loss) from investment operations:					
Net investment income (loss) ^a	0.46	0.69	0.38	0.31	0.39
Net gain (loss) on investments (realized and unrealized)	(4.91)	1.20	(0.34)	3.21	4.41
Total from investment operations	(4.45)	1.89	0.04	3.52	4.80
Less distributions from:					
Net investment income	(0.77)	(0.80)	(0.44)	(0.58)	(0.49)
Net realized gains	(0.92)	(3.04)	(4.73)	(0.29)	(0.75)
Total distributions	(1.69)	(3.84)	(5.17)	(0.87)	(1.24)
Net asset value, end of period	\$45.93	\$52.07	\$54.02	\$59.15	\$56.50
Total Return	(9.05%)	3.84%	(0.32%)	6.35%	9.29%
Ratios/Supplemental Data					
Net assets, end of period (in thousands)	\$4,284	\$10,118	\$10,788	\$35,387	\$65,702
Ratios to average net assets:					
Net investment income (loss)	0.86%	1.32%	0.65%	0.54%	0.72%
Total expenses	1.72%	1.71%	1.63%	1.61%	1.66%
Portfolio turnover rate	59%	84%	80%	75%	104%

^a Net investment income (loss) per share was computed using average shares outstanding throughout the period.
^b Effective September 30, 2015, the Fund's Advisor Class shares were converted into Class H shares. The financial highlights for periods prior to that date reflect the performance of the former Advisor Class.

Financial Highlights

ELECTRONICS FUND

This table is presented to show selected data for a share outstanding throughout each period and to assist shareholders in evaluating the Fund's performance for the periods presented.

Investor Class	Year Ended March 31, 2020	Year Ended March 31, 2019	Year Ended March 29, 2018	Year Ended March 31, 2017	Year Ended March 31, 2016
Per Share Data					
Net asset value, beginning of period	\$126.31	\$136.98	\$110.00	\$81.23	\$83.54
Income (loss) from investment operations:					
Net investment income (loss) ^a	— ^b	0.27	(0.11)	0.15	0.02
Net gain (loss) on investments (realized and unrealized)	11.35	(0.29)	27.15	28.62	(2.20)
Total from investment operations	11.35	(0.02)	27.04	28.77	(2.18)
Less distributions from:					
Net investment income	(0.01)	—	(0.06)	—	(0.13)
Net realized gains	—	(10.65)	—	—	—
Total distributions	(0.01)	(10.65)	(0.06)	—	(0.13)
Net asset value, end of period	\$137.65	\$126.31	\$136.98	\$110.00	\$81.23
Total Return	8.99%	1.35%	24.59%	35.41%	(2.61%)
Ratios/Supplemental Data					
Net assets, end of period (in thousands)	\$38,634	\$18,642	\$54,505	\$51,722	\$8,217
Ratios to average net assets:					
Net investment income (loss)	— ^c	0.21%	(0.08%)	0.16%	0.02%
Total expenses	1.48%	1.46%	1.38%	1.38%	1.34%
Portfolio turnover rate	265%	521%	457%	643%	769%

Financial Highlights (continued)

ELECTRONICS FUND

Class H	Year Ended March 31, 2020	Year Ended March 31, 2019	Year Ended March 29, 2018	Year Ended March 31, 2017	Year Ended March 31, 2016 ^e
Per Share Data					
Net asset value, beginning of period	\$113.47	\$124.62	\$100.33	\$74.32	\$76.66
Income (loss) from investment operations:					
Net investment income (loss) ^a	(0.30)	(0.54)	(0.41)	(0.08)	(0.30)
Net gain (loss) on investments (realized and unrealized)	10.18	0.04 ^d	24.76	26.09	(1.91)
Total from investment operations	9.88	(0.50)	24.35	26.01	(2.21)
Less distributions from:					
Net investment income	(0.01)	—	(0.06)	—	(0.13)
Net realized gains	—	(10.65)	—	—	—
Total distributions	(0.01)	(10.65)	(0.06)	—	(0.13)
Net asset value, end of period	\$123.34	\$113.47	\$124.62	\$100.33	\$74.32
Total Return	8.72%	1.08%	24.29%	34.98%	(2.88%)
Ratios/Supplemental Data					
Net assets, end of period (in thousands)	\$2,142	\$3,686	\$31,109	\$23,134	\$11,257
Ratios to average net assets:					
Net investment income (loss)	(0.22%)	(0.45%)	(0.36%)	(0.09%)	(0.40%)
Total expenses	1.73%	1.68%	1.63%	1.63%	1.74%
Portfolio turnover rate	265%	521%	457%	643%	769%

^a Net investment income (loss) per share was computed using average shares outstanding throughout the period.

^b Less than \$0.01 per share.

^c Less than 0.01% or (0.01%).

^d The amount shown for a share outstanding throughout the period does not accord with the aggregate net losses on investments for the year because of the sales and repurchases of Fund shares in relation to fluctuating market value of the investments of the Fund.

^e Effective September 30, 2015, the Fund's Advisor Class shares were converted into Class H shares. The financial highlights for periods prior to that date reflect the performance of the former Advisor Class.

Financial Highlights

ENERGY FUND

This table is presented to show selected data for a share outstanding throughout each period and to assist shareholders in evaluating the Fund's performance for the periods presented.

Investor Class	Year Ended March 31, 2020	Year Ended March 31, 2019	Year Ended March 29, 2018	Year Ended March 31, 2017 ^b	Year Ended March 31, 2016 ^b
Per Share Data					
Net asset value, beginning of period	\$68.00	\$74.41	\$78.73	\$66.61	\$92.98
Income (loss) from investment operations:					
Net investment income (loss) ^a	0.97	0.35	0.61	0.40	1.12
Net gain (loss) on investments (realized and unrealized)	(41.24)	(6.29)	(4.37)	12.24	(26.37)
Total from investment operations	(40.27)	(5.94)	(3.76)	12.64	(25.25)
Less distributions from:					
Net investment income	(0.48)	(0.47)	(0.56)	(0.52)	(0.52)
Net realized gains	—	—	—	—	(0.60)
Total distributions	(0.48)	(0.47)	(0.56)	(0.52)	(1.12)
Net asset value, end of period	\$27.25	\$68.00	\$74.41	\$78.73	\$66.61
Total Return	(59.61%)	(7.94%)	(4.78%)	18.99%	(27.30%)
Ratios/Supplemental Data					
Net assets, end of period (in thousands)	\$4,216	\$16,172	\$37,253	\$24,284	\$22,216
Ratios to average net assets:					
Net investment income (loss)	1.65%	0.46%	0.82%	0.52%	1.38%
Total expenses	1.48%	1.46%	1.37%	1.37%	1.35%
Portfolio turnover rate	428%	525%	954%	996%	595%

Financial Highlights (continued)

ENERGY FUND

Class H	Year Ended March 31, 2020	Year Ended March 31, 2019	Year Ended March 29, 2018	Year Ended March 31, 2017 ^b	Year Ended March 31, 2016 ^{b,c}
Per Share Data					
Net asset value, beginning of period	\$61.50	\$67.51	\$71.68	\$60.90	\$85.36
Income (loss) from investment operations:					
Net investment income (loss) ^a	0.64	0.40	0.99	0.02	0.40
Net gain (loss) on investments (realized and unrealized)	(37.12)	(5.94)	(4.60)	11.28	(23.74)
Total from investment operations	(36.48)	(5.54)	(3.61)	11.30	(23.34)
Less distributions from:					
Net investment income	(0.48)	(0.47)	(0.56)	(0.52)	(0.52)
Net realized gains	—	—	—	—	(0.60)
Total distributions	(0.48)	(0.47)	(0.56)	(0.52)	(1.12)
Net asset value, end of period	\$24.54	\$61.50	\$67.51	\$71.68	\$60.90
Total Return	(59.73%)	(8.16%)	(5.03%)	18.57%	(27.53%)
Ratios/Supplemental Data					
Net assets, end of period (in thousands)	\$646	\$824	\$1,480	\$2,556	\$2,795
Ratios to average net assets:					
Net investment income (loss)	1.25%	0.54%	1.50%	0.03%	0.55%
Total expenses	1.72%	1.70%	1.63%	1.63%	1.70%
Portfolio turnover rate	428%	525%	954%	996%	595%

^a Net investment income (loss) per share was computed using average shares outstanding throughout the period.

^b Reverse share split — Per share amounts for the periods presented through March 31, 2017 have been restated to reflect a 1:4 reverse share split effective November 7, 2016.

^c Effective September 30, 2015, the Fund's Advisor Class shares were converted into Class H shares. The financial highlights for periods prior to that date reflect the performance of the former Advisor Class.

Financial Highlights

ENERGY SERVICES FUND

This table is presented to show selected data for a share outstanding throughout each period and to assist shareholders in evaluating the Fund's performance for the periods presented.

Investor Class	Year Ended March 31, 2020	Year Ended March 31, 2019	Year Ended March 29, 2018	Year Ended March 31, 2017	Year Ended March 31, 2016
Per Share Data					
Net asset value, beginning of period	\$18.80	\$25.20	\$32.24	\$28.41	\$39.36
Income (loss) from investment operations:					
Net investment income (loss) ^a	0.16	0.01	0.59 ^c	0.01	0.29
Net gain (loss) on investments (realized and unrealized)	(13.91)	(6.19)	(7.38)	4.07	(10.90)
Total from investment operations	(13.75)	(6.18)	(6.79)	4.08	(10.61)
Less distributions from:					
Net investment income	(0.02)	(0.22)	(0.25)	(0.25)	(0.34)
Total distributions	(0.02)	(0.22)	(0.25)	(0.25)	(0.34)
Net asset value, end of period	\$5.03	\$18.80	\$25.50	\$32.24	\$28.41
Total Return	(73.21%)	(24.43%)	(21.11%)	14.38%	(27.05%)
Ratios/Supplemental Data					
Net assets, end of period (in thousands)	\$1,502	\$6,896	\$8,181	\$11,757	\$9,521
Ratios to average net assets:					
Net investment income (loss)	1.11%	0.06%	2.19% ^d	0.03%	0.83%
Total expenses	1.48%	1.46%	1.38%	1.38%	1.35%
Portfolio turnover rate	810%	1,453%	1,824%	1,830%	1,241%

Financial Highlights (continued)

ENERGY SERVICES FUND

Class H	Year Ended March 31, 2020	Year Ended March 31, 2019	Year Ended March 29, 2018	Year Ended March 31, 2017	Year Ended March 31, 2016 ^b
Per Share Data					
Net asset value, beginning of period	\$17.03	\$22.93	\$29.47	\$26.07	\$36.29
Income (loss) from investment operations:					
Net investment income (loss) ^a	0.11	0.03	0.19 ^c	(0.08)	0.05
Net gain (loss) on investments (realized and unrealized)	(12.56)	(5.71)	(6.48)	3.73	(9.93)
Total from investment operations	(12.45)	(5.68)	(6.29)	3.65	(9.88)
Less distributions from:					
Net investment income	(0.02)	(0.22)	(0.25)	(0.25)	(0.34)
Total distributions	(0.02)	(0.22)	(0.25)	(0.25)	(0.34)
Net asset value, end of period	\$4.56	\$17.03	\$22.93	\$29.47	\$26.07
Total Return	(73.19%)	(24.67%)	(21.40%)	14.02%	(27.31%)
Ratios/Supplemental Data					
Net assets, end of period (in thousands)	\$528	\$6,395	\$15,754	\$4,193	\$1,700
Ratios to average net assets:					
Net investment income (loss)	0.77%	0.15%	0.76% ^d	(0.29%)	0.15%
Total expenses	1.72%	1.70%	1.63%	1.62%	1.67%
Portfolio turnover rate	810%	1,453%	1,824%	1,830%	1,241%

^a Net investment income (loss) per share was computed using average shares outstanding throughout the period.

^b Effective September 30, 2015, the Fund's Advisor Class shares were converted into Class H shares. The financial highlights for periods prior to that date reflect the performance of the former Advisor Class.

^c Net investment income per share includes \$0.54 and \$0.50 for Investor Class and Class H, respectively, resulting from a special dividend from Baker Hughes, a GE Co., LLC on July 5, 2017.

^d Net investment income to average net assets includes 1.99% for Investor Class and Class H, resulting from a special dividend from Baker Hughes, a GE Co., LLC on July 5, 2017.

Financial Highlights

FINANCIAL SERVICES FUND

This table is presented to show selected data for a share outstanding throughout each period and to assist shareholders in evaluating the Fund's performance for the periods presented.

Investor Class	Year Ended March 31, 2020	Year Ended March 31, 2019	Year Ended March 29, 2018	Year Ended March 31, 2017 ^c	Year Ended March 31, 2016 ^c
Per Share Data					
Net asset value, beginning of period	\$68.68	\$72.17	\$65.14	\$53.90	\$57.78
Income (loss) from investment operations:					
Net investment income (loss) ^a	0.83	0.53	0.61	0.55	0.77
Net gain (loss) on investments (realized and unrealized)	(14.39)	(0.86) ^d	6.79	11.14	(4.19)
Total from investment operations	(13.56)	(0.33)	7.40	11.69	(3.42)
Less distributions from:					
Net investment income	(0.32)	(0.89)	(0.37)	(0.45)	(0.30)
Net realized gains	—	(2.27)	—	—	(0.16)
Total distributions	(0.32)	(3.16)	(0.37)	(0.45)	(0.46)
Net asset value, end of period	\$54.80	\$68.68	\$72.17	\$65.14	\$53.90
Total Return	(19.88%)	(0.14%)	11.37%	21.72%	(5.95%)
Ratios/Supplemental Data					
Net assets, end of period (in thousands)	\$2,968	\$4,978	\$25,183	\$39,214	\$15,110
Ratios to average net assets:					
Net investment income (loss)	1.12%	0.74%	0.89%	0.90%	1.36%
Total expenses	1.48%	1.45%	1.38%	1.38%	1.34%
Portfolio turnover rate	249%	410%	347%	389%	268%

Financial Highlights (continued)

FINANCIAL SERVICES FUND

Class H	Year Ended March 31, 2020	Year Ended March 31, 2019	Year Ended March 29, 2018	Year Ended March 31, 2017 ^c	Year Ended March 31, 2016 ^{b,c}
Per Share Data					
Net asset value, beginning of period	\$62.26	\$65.93	\$59.67	\$49.53	\$53.30
Income (loss) from investment operations:					
Net investment income (loss) ^a	0.54	0.03	0.46	0.33	0.43
Net gain (loss) on investments (realized and unrealized)	(12.95)	(0.54) ^d	6.17	10.26	(3.74)
Total from investment operations	(12.41)	(0.51)	6.63	10.59	(3.31)
Less distributions from:					
Net investment income	(0.32)	(0.89)	(0.37)	(0.45)	(0.30)
Net realized gains	—	(2.27)	—	—	(0.16)
Total distributions	(0.32)	(3.16)	(0.37)	(0.45)	(0.46)
Net asset value, end of period	\$49.53	\$62.26	\$65.93	\$59.67	\$49.53
Total Return	(20.08%)	(0.42%)	11.11%	21.43%	(6.25%)
Ratios/Supplemental Data					
Net assets, end of period (in thousands)	\$611	\$1,606	\$3,014	\$18,259	\$3,028
Ratios to average net assets:					
Net investment income (loss)	0.81%	0.05%	0.72%	0.58%	0.83%
Total expenses	1.72%	1.73%	1.63%	1.63%	1.65%
Portfolio turnover rate	249%	410%	347%	389%	268%

^a Net investment income (loss) per share was computed using average shares outstanding throughout the period.

^b Effective September 30, 2015, the Fund's Advisor Class shares were converted into Class H shares. The financial highlights for periods prior to that date reflect the performance of the former Advisor Class.

^c Share split — Per share amounts for the periods presented through March 31, 2017 have been restated to reflect a 2:1 share split effective October 31, 2016.

^d The amount shown for a share outstanding throughout the period does not accord with the aggregate net gains on investments for the year because of the sales and repurchases of fund shares in relation to fluctuating market value of the investments of the Fund.

Financial Highlights

HEALTH CARE FUND

This table is presented to show selected data for a share outstanding throughout each period and to assist shareholders in evaluating the Fund's performance for the periods presented.

Investor Class	Year Ended March 31, 2020	Year Ended March 31, 2019	Year Ended March 29, 2018	Year Ended March 31, 2017	Year Ended March 31, 2016
Per Share Data					
Net asset value, beginning of period	\$32.03	\$28.88	\$27.82	\$28.65	\$35.83
Income (loss) from investment operations:					
Net investment income (loss) ^a	(0.06)	(0.13)	(0.13)	(0.10)	(0.04)
Net gain (loss) on investments (realized and unrealized)	(1.70)	3.78	3.82	2.79	(5.11)
Total from investment operations	(1.76)	3.65	3.69	2.69	(5.15)
Less distributions from:					
Net realized gains	—	(0.50)	(2.63)	(3.52)	(2.03)
Total distributions	—	(0.50)	(2.63)	(3.52)	(2.03)
Net asset value, end of period	\$30.27	\$32.03	\$28.88	\$27.82	\$28.65
Total Return	(5.49%)	12.75%	13.38%	10.20%	(14.82%)
Ratios/Supplemental Data					
Net assets, end of period (in thousands)	\$12,408	\$64,185	\$67,542	\$36,468	\$44,663
Ratios to average net assets:					
Net investment income (loss)	(0.19%)	(0.42%)	(0.43%)	(0.36%)	(0.11%)
Total expenses	1.47%	1.46%	1.38%	1.37%	1.34%
Portfolio turnover rate	248%	341%	394%	699%	249%

Financial Highlights (continued)

HEALTH CARE FUND

Class H	Year Ended March 31, 2020	Year Ended March 31, 2019	Year Ended March 29, 2018	Year Ended March 31, 2017	Year Ended March 31, 2016 ^b
Per Share Data					
Net asset value, beginning of period	\$27.91	\$25.29	\$24.72	\$25.91	\$32.71
Income (loss) from investment operations:					
Net investment income (loss) ^a	(0.13)	(0.18)	(0.21)	(0.16)	(0.14)
Net gain (loss) on investments (realized and unrealized)	(1.47)	3.30	3.41	2.49	(4.63)
Total from investment operations	(1.60)	3.12	3.20	2.33	(4.77)
Less distributions from:					
Net realized gains	—	(0.50)	(2.63)	(3.52)	(2.03)
Total distributions	—	(0.50)	(2.63)	(3.52)	(2.03)
Net asset value, end of period	\$26.31	\$27.91	\$25.29	\$24.72	\$25.91
Total Return	(5.73%)	12.46%	13.06%	9.87%	(15.08%)
Ratios/Supplemental Data					
Net assets, end of period (in thousands)	\$1,021	\$7,871	\$5,225	\$4,809	\$5,244
Ratios to average net assets:					
Net investment income (loss)	(0.45%)	(0.66%)	(0.77%)	(0.62%)	(0.44%)
Total expenses	1.72%	1.73%	1.64%	1.62%	1.71%
Portfolio turnover rate	248%	341%	394%	699%	249%

^a Net investment income (loss) per share was computed using average shares outstanding throughout the period.

^b Effective September 30, 2015, the Fund's Advisor Class shares were converted into Class H shares. The financial highlights for periods prior to that date reflect the performance of the former Advisor Class.

Financial Highlights

INTERNET FUND

This table is presented to show selected data for a share outstanding throughout each period and to assist shareholders in evaluating the Fund's performance for the periods presented.

Investor Class	Year Ended March 31, 2020	Year Ended March 31, 2019	Year Ended March 29, 2018	Year Ended March 31, 2017	Year Ended March 31, 2016
Per Share Data					
Net asset value, beginning of period	\$118.80	\$124.80	\$95.33	\$77.91	\$77.87
Income (loss) from investment operations:					
Net investment income (loss) ^a	(1.30)	(1.29)	(0.80)	(0.60)	(0.41)
Net gain (loss) on investments (realized and unrealized)	(8.17)	10.79	30.27	18.02	0.78
Total from investment operations	(9.47)	9.50	29.47	17.42	0.37
Less distributions from:					
Net realized gains	(4.10)	(15.50)	—	—	(0.33)
Total distributions	(4.10)	(15.50)	—	—	(0.33)
Net asset value, end of period	\$105.23	\$118.80	\$124.80	\$95.33	\$77.91
Total Return	(8.25%)	9.39%	30.91%	22.36%	0.46%
Ratios/Supplemental Data					
Net assets, end of period (in thousands)	\$10,741	\$15,484	\$40,843	\$17,670	\$24,435
Ratios to average net assets:					
Net investment income (loss)	(1.08%)	(1.00%)	(0.71%)	(0.70%)	(0.52%)
Total expenses	1.47%	1.45%	1.38%	1.37%	1.35%
Portfolio turnover rate	359%	349%	305%	518%	520%

Financial Highlights (continued)

INTERNET FUND

Class H	Year Ended March 31, 2020	Year Ended March 31, 2019	Year Ended March 29, 2018	Year Ended March 31, 2017	Year Ended March 31, 2016 ^b
Per Share Data					
Net asset value, beginning of period	\$106.51	\$113.84	\$87.18	\$71.40	\$71.64
Income (loss) from investment operations:					
Net investment income (loss) ^a	(1.41)	(1.51)	(1.07)	(0.78)	(0.72)
Net gain (loss) on investments (realized and unrealized)	(7.30)	9.68	27.73	16.56	0.81
Total from investment operations	(8.71)	8.17	26.66	15.78	0.09
Less distributions from:					
Net realized gains	(4.10)	(15.50)	—	—	(0.33)
Total distributions	(4.10)	(15.50)	—	—	(0.33)
Net asset value, end of period	\$93.70	\$106.51	\$113.84	\$87.18	\$71.40
Total Return	(8.49%)	9.12%	30.59%	22.09%	0.11%
Ratios/Supplemental Data					
Net assets, end of period (in thousands)	\$825	\$9,880	\$28,889	\$2,384	\$7,132
Ratios to average net assets:					
Net investment income (loss)	(1.30%)	(1.27%)	(1.04%)	(1.03%)	(0.97%)
Total expenses	1.71%	1.70%	1.63%	1.62%	1.67%
Portfolio turnover rate	359%	349%	305%	518%	520%

^a Net investment income (loss) per share was computed using average shares outstanding throughout the period.

^b Effective September 30, 2015, the Fund's Advisor Class shares were converted into Class H shares. The financial highlights for periods prior to that date reflect the performance of the former Advisor Class.

Financial Highlights

LEISURE FUND

This table is presented to show selected data for a share outstanding throughout each period and to assist shareholders in evaluating the Fund's performance for the periods presented.

Investor Class	Year Ended March 31, 2020	Year Ended March 31, 2019	Year Ended March 29, 2018	Year Ended March 31, 2017	Year Ended March 31, 2016
Per Share Data					
Net asset value, beginning of period	\$68.98	\$71.23	\$70.95	\$61.36	\$60.75
Income (loss) from investment operations:					
Net investment income (loss) ^a	0.08	0.32	0.36	0.52	0.22
Net gain (loss) on investments (realized and unrealized)	(15.86)	2.18	4.48	9.38	0.82
Total from investment operations	(15.78)	2.50	4.84	9.90	1.04
Less distributions from:					
Net investment income	(0.19)	(0.52)	(1.64)	(0.31)	(0.32)
Net realized gains	—	(4.23)	(2.92)	—	(0.11)
Total distributions	(0.19)	(4.75)	(4.56)	(0.31)	(0.43)
Net asset value, end of period	\$53.01	\$68.98	\$71.23	\$70.95	\$61.36
Total Return	(22.96%)	4.06%	6.71%	16.20%	1.72%
Ratios/Supplemental Data					
Net assets, end of period (in thousands)	\$2,839	\$11,739	\$14,625	\$14,413	\$15,173
Ratios to average net assets:					
Net investment income (loss)	0.11%	0.45%	0.49%	0.81%	0.35%
Total expenses	1.48%	1.46%	1.38%	1.38%	1.34%
Portfolio turnover rate	369%	323%	442%	352%	339%

Financial Highlights (continued)

LEISURE FUND

Class H	Year Ended March 31, 2020	Year Ended March 31, 2019	Year Ended March 29, 2018	Year Ended March 31, 2017	Year Ended March 31, 2016 ^b
Per Share Data					
Net asset value, beginning of period	\$61.36	\$64.06	\$64.38	\$55.85	\$55.50
Income (loss) from investment operations:					
Net investment income (loss) ^a	(0.01)	(0.29)	0.07	0.20	0.27
Net gain (loss) on investments (realized and unrealized)	(14.15)	2.34	4.17	8.64	0.51
Total from investment operations	(14.16)	2.05	4.24	8.84	0.78
Less distributions from:					
Net investment income	(0.19)	(0.52)	(1.64)	(0.31)	(0.32)
Net realized gains	—	(4.23)	(2.92)	—	(0.11)
Total distributions	(0.19)	(4.75)	(4.56)	(0.31)	(0.43)
Net asset value, end of period	\$47.01	\$61.36	\$64.06	\$64.38	\$55.85
Total Return	(23.17%)	3.81%	6.45%	15.90%	1.41%
Ratios/Supplemental Data					
Net assets, end of period (in thousands)	\$976	\$1,055	\$1,910	\$3,769	\$13,212
Ratios to average net assets:					
Net investment income (loss)	(0.01%)	(0.45%)	0.10%	0.34%	0.49%
Total expenses	1.72%	1.69%	1.63%	1.63%	1.64%
Portfolio turnover rate	369%	323%	442%	352%	339%

^a Net investment income (loss) per share was computed using average shares outstanding throughout the period.

^b Effective September 30, 2015, the Fund's Advisor Class shares were converted into Class H shares. The financial highlights for periods prior to that date reflect the performance of the former Advisor Class.

Financial Highlights

PRECIOUS METALS FUND

This table is presented to show selected data for a share outstanding throughout each period and to assist shareholders in evaluating the Fund's performance for the periods presented.

Investor Class	Year Ended March 31, 2020	Year Ended March 31, 2019	Year Ended March 29, 2018	Year Ended March 31, 2017	Year Ended March 31, 2016
Per Share Data					
Net asset value, beginning of period	\$26.14	\$27.07	\$30.82	\$27.37	\$25.11
Income (loss) from investment operations:					
Net investment income (loss) ^a	(0.12)	(0.12)	(0.17)	(0.23)	(0.07)
Net gain (loss) on investments (realized and unrealized)	1.23 ^d	(0.48)	(1.96)	4.85	2.44
Total from investment operations	1.11	(0.60)	(2.13)	4.62	2.37
Less distributions from:					
Net investment income	(0.75)	(0.33)	(1.62)	(1.17)	(0.11)
Total distributions	(0.75)	(0.33)	(1.62)	(1.17)	(0.11)
Net asset value, end of period	\$26.50	\$26.14	\$27.07	\$30.82	\$27.37
Total Return	3.65%	(2.08%)	(6.98%)	16.91%	9.67%
Ratios/Supplemental Data					
Net assets, end of period (in thousands)	\$46,153	\$33,724	\$33,968	\$43,530	\$49,321
Ratios to average net assets:					
Net investment income (loss)	(0.40%)	(0.47%)	(0.57%)	(0.67%)	(0.31%)
Total expenses ^b	1.38%	1.39%	1.28%	1.27%	1.25%
Portfolio turnover rate	277%	571%	630%	508%	797%

Financial Highlights (continued)

PRECIOUS METALS FUND

Class H	Year Ended March 31, 2020	Year Ended March 31, 2019	Year Ended March 29, 2018	Year Ended March 31, 2017	Year Ended March 31, 2016 ^c
Per Share Data					
Net asset value, beginning of period	\$24.06	\$25.02	\$28.73	\$25.64	\$23.64
Income (loss) from investment operations:					
Net investment income (loss) ^a	(0.22)	(0.18)	(0.25)	(0.31)	(0.11)
Net gain (loss) on investments (realized and unrealized)	1.21 ^d	(0.45)	(1.84)	4.57	2.22
Total from investment operations	0.99	(0.63)	(2.09)	4.26	2.11
Less distributions from:					
Net investment income	(0.75)	(0.33)	(1.62)	(1.17)	(0.11)
Total distributions	(0.75)	(0.33)	(1.62)	(1.17)	(0.11)
Net asset value, end of period	\$24.30	\$24.06	\$25.02	\$28.73	\$25.64
Total Return	3.46%	(2.33%)	(7.36%)	16.65%	9.17%
Ratios/Supplemental Data					
Net assets, end of period (in thousands)	\$1,830	\$2,630	\$2,239	\$2,954	\$2,556
Ratios to average net assets:					
Net investment income (loss)	(0.78%)	(0.78%)	(0.92%)	(0.94%)	(0.53%)
Total expenses ^b	1.63%	1.63%	1.53%	1.52%	1.59%
Portfolio turnover rate	277%	571%	630%	508%	797%

^a Net investment income (loss) per share was computed using average shares outstanding throughout the period.

^b Does not include expenses of the underlying funds in which the Fund invests.

^c Effective September 30, 2015, the Fund's Advisor Class shares were converted into Class H shares. The financial highlights for periods prior to that date reflect the performance of the former Advisor Class.

^d The amount shown for a share outstanding throughout the period does not accord with the aggregate net losses on investments for the year because of the sales and repurchases of fund shares in relation to fluctuating market value of the investments of the Fund.

Financial Highlights

RETAILING FUND

This table is presented to show selected data for a share outstanding throughout each period and to assist shareholders in evaluating the Fund's performance for the periods presented.

Investor Class	Year Ended March 31, 2020	Year Ended March 31, 2019	Year Ended March 29, 2018	Year Ended March 31, 2017	Year Ended March 31, 2016
Per Share Data					
Net asset value, beginning of period	\$33.46	\$30.17	\$26.78	\$26.98	\$28.13
Income (loss) from investment operations:					
Net investment income (loss) ^a	(0.06)	(0.02)	0.11	0.03	(0.03)
Net gain (loss) on investments (realized and unrealized)	(4.78)	3.35	3.28	(0.23)	(1.10)
Total from investment operations	(4.84)	3.33	3.39	(0.20)	(1.13)
Less distributions from:					
Net investment income	—	(0.03)	—	—	(0.02)
Net realized gains	—	(0.01)	—	—	—
Total distributions	—	(0.04)	—	—	(0.02)
Net asset value, end of period	\$28.62	\$33.46	\$30.17	\$26.78	\$26.98
Total Return	(14.47%)	11.06%	12.66%	(0.74%)	(4.01%)
Ratios/Supplemental Data					
Net assets, end of period (in thousands)	\$3,316	\$22,748	\$19,876	\$8,498	\$10,265
Ratios to average net assets:					
Net investment income (loss)	(0.17%)	(0.07%)	0.40%	0.10%	(0.10%)
Total expenses	1.47%	1.45%	1.37%	1.37%	1.34%
Portfolio turnover rate	228%	314%	1,306%	887%	238%

Financial Highlights (continued)

RETAILING FUND

Class H	Year Ended March 31, 2020	Year Ended March 31, 2019	Year Ended March 29, 2018	Year Ended March 31, 2017	Year Ended March 31, 2016 ^c
Per Share Data					
Net asset value, beginning of period	\$30.87	\$27.91	\$24.83	\$25.07	\$26.22
Income (loss) from investment operations:					
Net investment income (loss) ^a	(0.20)	(0.11)	0.05	(—) ^b	(0.11)
Net gain (loss) on investments (realized and unrealized)	(4.32)	3.11	3.03	(0.24)	(1.02)
Total from investment operations	(4.52)	3.00	3.08	(0.24)	(1.13)
Less distributions from:					
Net investment income	—	(0.03)	—	—	(0.02)
Net realized gains	—	(0.01)	—	—	—
Total distributions	—	(0.04)	—	—	(0.02)
Net asset value, end of period	\$26.35	\$30.87	\$27.91	\$24.83	\$25.07
Total Return	(14.64%)	10.81%	12.40%	(0.96%)	(4.31%)
Ratios/Supplemental Data					
Net assets, end of period (in thousands)	\$345	\$6,265	\$5,079	\$411	\$3,407
Ratios to average net assets:					
Net investment income (loss)	(0.64%)	(0.37%)	0.18%	(—) ^d	(0.44%)
Total expenses	1.72%	1.70%	1.62%	1.62%	1.71%
Portfolio turnover rate	228%	314%	1,306%	887%	238%

^a Net investment income (loss) per share was computed using average shares outstanding throughout the period.

^b Net investment income is less than \$0.01 per share.

^c Effective September 30, 2015, the Fund's Advisor Class shares were converted into Class H shares. The financial highlights for periods prior to that date reflect the performance of the former Advisor Class.

^d Less than 0.01% or (0.01)%.

Financial Highlights

TECHNOLOGY FUND

This table is presented to show selected data for a share outstanding throughout each period and to assist shareholders in evaluating the Fund's performance for the periods presented.

Investor Class	Year Ended March 31, 2020	Year Ended March 31, 2019	Year Ended March 29, 2018	Year Ended March 31, 2017	Year Ended March 31, 2016
Per Share Data					
Net asset value, beginning of period	\$101.77	\$94.62	\$75.45	\$60.53	\$61.23
Income (loss) from investment operations:					
Net investment income (loss) ^a	(0.22)	(0.31)	(0.29)	(0.09)	(0.06)
Net gain (loss) on investments (realized and unrealized)	(0.80)	11.99	20.66	15.01	(0.64)
Total from investment operations	(1.02)	11.68	20.37	14.92	(0.70)
Less distributions from:					
Net realized gains	(0.54)	(4.53)	(1.20)	—	—
Total distributions	(0.54)	(4.53)	(1.20)	—	—
Net asset value, end of period	\$100.21	\$101.77	\$94.62	\$75.45	\$60.53
Total Return	(1.06%)	13.05%	27.11%	24.63%	(1.14%)
Ratios/Supplemental Data					
Net assets, end of period (in thousands)	\$23,190	\$60,972	\$76,820	\$55,016	\$22,167
Ratios to average net assets:					
Net investment income (loss)	(0.20%)	(0.32%)	(0.34%)	(0.13%)	(0.10%)
Total expenses	1.47%	1.46%	1.37%	1.38%	1.35%
Portfolio turnover rate	165%	255%	270%	320%	388%

Financial Highlights (continued)

TECHNOLOGY FUND

Class H	Year Ended March 31, 2020	Year Ended March 31, 2019	Year Ended March 29, 2018	Year Ended March 31, 2017	Year Ended March 31, 2016 ^b
Per Share Data					
Net asset value, beginning of period	\$92.40	\$86.54	\$69.27	\$55.72	\$56.54
Income (loss) from investment operations:					
Net investment income (loss) ^a	(0.47)	(0.64)	(0.46)	(0.30)	(0.23)
Net gain (loss) on investments (realized and unrealized)	(0.67)	11.03	18.93	13.85	(0.59)
Total from investment operations	(1.14)	10.39	18.47	13.55	(0.82)
Less distributions from:					
Net realized gains	(0.54)	(4.53)	(1.20)	—	—
Total distributions	(0.54)	(4.53)	(1.20)	—	—
Net asset value, end of period	\$90.72	\$92.40	\$86.54	\$69.27	\$55.72
Total Return	(1.30%)	12.76%	26.78%	24.32%	(1.45%)
Ratios/Supplemental Data					
Net assets, end of period (in thousands)	\$3,435	\$12,846	\$40,149	\$21,504	\$1,829
Ratios to average net assets:					
Net investment income (loss)	(0.47%)	(0.71%)	(0.58%)	(0.46%)	(0.42%)
Total expenses	1.72%	1.70%	1.63%	1.63%	1.68%
Portfolio turnover rate	165%	255%	270%	320%	388%

^a Net investment income (loss) per share was computed using average shares outstanding throughout the period.

^b Effective September 30, 2015, the Fund's Advisor Class shares were converted into Class H shares. The financial highlights for periods prior to that date reflect the performance of the former Advisor Class.

Financial Highlights

TELECOMMUNICATIONS FUND

This table is presented to show selected data for a share outstanding throughout each period and to assist shareholders in evaluating the Fund's performance for the periods presented.

Investor Class	Year Ended March 31, 2020	Year Ended March 31, 2019	Year Ended March 29, 2018	Year Ended March 31, 2017	Year Ended March 31, 2016
Per Share Data					
Net asset value, beginning of period	\$50.17	\$47.66	\$47.95	\$42.91	\$45.56
Income (loss) from investment operations:					
Net investment income (loss) ^a	0.69	0.46	0.43	0.49	0.44
Net gain (loss) on investments (realized and unrealized)	(5.91)	2.17 ^c	1.17	5.55	(1.64)
Total from investment operations	(5.22)	2.63	1.60	6.04	(1.20)
Less distributions from:					
Net investment income	(1.76)	(0.02)	(1.89)	(1.00)	(1.45)
Net realized gains	—	(0.10)	—	—	—
Total distributions	(1.76)	(0.12)	(1.89)	(1.00)	(1.45)
Net asset value, end of period	\$43.19	\$50.17	\$47.66	\$47.95	\$42.91
Total Return	(10.74%)	5.52%	3.33%	14.21%	(2.49%)
Ratios/Supplemental Data					
Net assets, end of period (in thousands)	\$2,984	\$2,989	\$1,309	\$12,539	\$19,198
Ratios to average net assets:					
Net investment income (loss)	1.38%	(0.94%)	0.89%	1.09%	0.97%
Total expenses	1.48%	1.47%	1.38%	1.38%	1.34%
Portfolio turnover rate	561%	2,115%	1,455%	605%	660%

Financial Highlights (continued)

TELECOMMUNICATIONS FUND

Class H	Year Ended March 31, 2020	Year Ended March 31, 2019	Year Ended March 29, 2018	Year Ended March 31, 2017	Year Ended March 31, 2016 ^b
Per Share Data					
Net asset value, beginning of period	\$44.88	\$42.66	\$43.21	\$38.85	\$41.59
Income (loss) from investment operations:					
Net investment income (loss) ^a	0.44	1.16	(0.06)	0.58	0.17
Net gain (loss) on investments (realized and unrealized)	(5.20)	1.18 ^c	1.40	4.78	(1.46)
Total from investment operations	(4.76)	2.34	1.34	5.36	(1.29)
Less distributions from:					
Net investment income	(1.76)	(0.02)	(1.89)	(1.00)	(1.45)
Net realized gains	—	(0.10)	—	—	—
Total distributions	(1.76)	(0.12)	(1.89)	(1.00)	(1.45)
Net asset value, end of period	\$38.36	\$44.88	\$42.66	\$43.21	\$38.85
Total Return	(10.98%)	5.51%	3.07%	13.94%	(2.95%)
Ratios/Supplemental Data					
Net assets, end of period (in thousands)	\$104	\$334	\$140	\$1,213	\$10,353
Ratios to average net assets:					
Net investment income (loss)	0.99%	2.73%	(0.14%)	1.44%	0.44%
Total expenses	1.73%	1.74%	1.63%	1.62%	1.64%
Portfolio turnover rate	561%	2,115%	1,455%	605%	659%

^a Net investment income (loss) per share was computed using average shares outstanding throughout the period.

^b Effective September 30, 2015, the Fund's Advisor Class shares were converted into Class H shares. The financial highlights for periods prior to that date reflect the performance of the former Advisor Class.

^c The amount shown for a share outstanding throughout the period does not accord with the aggregate net losses on investments for the year because of the sales and repurchases of fund shares in relation to fluctuating market value of the investments of the Fund.

Financial Highlights

TRANSPORTATION FUND

This table is presented to show selected data for a share outstanding throughout each period and to assist shareholders in evaluating the Fund's performance for the periods presented.

Investor Class	Year Ended March 31, 2020	Year Ended March 31, 2019	Year Ended March 29, 2018	Year Ended March 31, 2017	Year Ended March 31, 2016
Per Share Data					
Net asset value, beginning of period	\$50.08	\$59.10	\$53.52	\$46.23	\$52.06
Income (loss) from investment operations:					
Net investment income (loss) ^a	0.30	0.09	(0.04)	0.09	0.16
Net gain (loss) on investments (realized and unrealized)	(11.07)	(4.02)	6.85	7.37	(5.78)
Total from investment operations	(10.77)	(3.93)	6.81	7.46	(5.62)
Less distributions from:					
Net investment income	(0.15)	—	—	(0.17)	(0.21)
Net realized gains	(1.77)	(5.09)	(1.23)	—	—
Total distributions	(1.92)	(5.09)	(1.23)	(0.17)	(0.21)
Net asset value, end of period	\$37.39	\$50.08	\$59.10	\$53.52	\$46.23
Total Return	(22.59%)	(6.33%)	12.67%	16.14%	(10.80%)
Ratios/Supplemental Data					
Net assets, end of period (in thousands)	\$3,283	\$7,994	\$16,603	\$32,911	\$13,638
Ratios to average net assets:					
Net investment income (loss)	0.58%	0.16%	(0.07%)	0.17%	0.33%
Total expenses	1.48%	1.46%	1.37%	1.38%	1.34%
Portfolio turnover rate	483%	476%	483%	676%	219%

Financial Highlights (continued)

TRANSPORTATION FUND

Class H	Year Ended March 31, 2020	Year Ended March 31, 2019	Year Ended March 29, 2018	Year Ended March 31, 2017	Year Ended March 31, 2016 ^b
Per Share Data					
Net asset value, beginning of period	\$44.14	\$52.90	\$48.15	\$41.71	\$47.12
Income (loss) from investment operations:					
Net investment income (loss) ^a	(0.02)	(0.02)	(0.13)	(0.13)	(0.09)
Net gain (loss) on investments (realized and unrealized)	(9.50)	(3.65)	6.11	6.74	(5.11)
Total from investment operations	(9.52)	(3.67)	5.98	6.61	(5.20)
Less distributions from:					
Net investment income	(0.15)	—	—	(0.17)	(0.21)
Net realized gains	(1.77)	(5.09)	(1.23)	—	—
Total distributions	(1.92)	(5.09)	(1.23)	(0.17)	(0.21)
Net asset value, end of period	\$32.70	\$44.14	\$52.90	\$48.15	\$41.71
Total Return	(22.78%)	(6.61%)	12.33%	15.88%	(11.04%)
Ratios/Supplemental Data					
Net assets, end of period (in thousands)	\$325	\$455	\$1,929	\$4,127	\$9,031
Ratios to average net assets:					
Net investment income (loss)	(0.03%)	(0.04%)	(0.24%)	(0.30%)	(0.20%)
Total expenses	1.72%	1.69%	1.63%	1.63%	1.72%
Portfolio turnover rate	483%	476%	483%	676%	219%

^a Net investment income (loss) per share was computed using average shares outstanding throughout the period.

^b Effective September 30, 2015, the Fund's Advisor Class shares were converted into Class H shares. The financial highlights for periods prior to that date reflect the performance of the former Advisor Class.

Financial Highlights

UTILITIES FUND

This table is presented to show selected data for a share outstanding throughout each period and to assist shareholders in evaluating the Fund's performance for the periods presented.

Investor Class	Year Ended March 31, 2020	Year Ended March 31, 2019	Year Ended March 29, 2018	Year Ended March 31, 2017	Year Ended March 31, 2016
Per Share Data					
Net asset value, beginning of period	\$46.23	\$39.03	\$39.34	\$40.23	\$36.98
Income (loss) from investment operations:					
Net investment income (loss) ^a	0.74	0.77	0.68	0.59	0.73
Net gain (loss) on investments (realized and unrealized)	(4.72)	6.43	0.06	2.25	3.09
Total from investment operations	(3.98)	7.20	0.74	2.84	3.82
Less distributions from:					
Net investment income	(0.45)	—	(0.53)	(0.87)	(0.57)
Net realized gains	—	—	(0.52)	(2.86)	—
Total distributions	(0.45)	—	(1.05)	(3.73)	(0.57)
Net asset value, end of period	\$41.80	\$46.23	\$39.03	\$39.34	\$40.23
Total Return	(8.74)%	18.45%	1.72%	8.04%	10.61%
Ratios/Supplemental Data					
Net assets, end of period (in thousands)	\$34,073	\$105,443	\$9,006	\$24,116	\$50,753
Ratios to average net assets:					
Net investment income (loss)	1.53%	1.80%	1.67%	1.47%	2.00%
Total expenses	1.48%	1.48%	1.38%	1.38%	1.35%
Portfolio turnover rate	169%	390%	452%	507%	475%

Financial Highlights (continued)

UTILITIES FUND

Class H	Year Ended March 31, 2020	Year Ended March 31, 2019	Year Ended March 29, 2018	Year Ended March 31, 2017	Year Ended March 31, 2016 ^b
Per Share Data					
Net asset value, beginning of period	\$40.92	\$34.64	\$35.12	\$36.40	\$33.61
Income (loss) from investment operations:					
Net investment income (loss) ^a	0.50	0.57	0.31	0.41	0.54
Net gain (loss) on investments (realized and unrealized)	(4.11)	5.71	0.26	2.04	2.82
Total from investment operations	(3.61)	6.28	0.57	2.45	3.36
Less distributions from:					
Net investment income	(0.45)	—	(0.53)	(0.87)	(0.57)
Net realized gains	—	—	(0.52)	(2.86)	—
Total distributions	(0.45)	—	(1.05)	(3.73)	(0.57)
Net asset value, end of period	\$36.86	\$40.92	\$34.64	\$35.12	\$36.40
Total Return	(8.97)%	18.13%	1.44%	7.80%	10.31%
Ratios/Supplemental Data					
Net assets, end of period (in thousands)	\$2,427	\$6,033	\$810	\$5,379	\$6,448
Ratios to average net assets:					
Net investment income (loss)	1.18%	1.51%	0.85%	1.13%	1.65%
Total expenses	1.73%	1.72%	1.63%	1.62%	1.68%
Portfolio turnover rate	169%	390%	452%	507%	475%

^a Net investment income (loss) per share was computed using average shares outstanding throughout the period.

^b Effective September 30, 2015, the Fund's Advisor Class shares were converted into Class H shares. The financial highlights for periods prior to that date reflect the performance of the former Advisor Class.

Financial Highlights

EUROPE 1.25X STRATEGY FUND

This table is presented to show selected data for a share outstanding throughout each period and to assist shareholders in evaluating the Fund's performance for the periods presented.

Class H	Year Ended March 31, 2020	Year Ended March 31, 2019	Year Ended March 29, 2018	Year Ended March 31, 2017 ^d	Year Ended March 31, 2016 ^d
Per Share Data					
Net asset value, beginning of period	\$84.58	\$93.89	\$84.38	\$77.38	\$92.50
Income (loss) from investment operations:					
Net investment income (loss) ^a	0.58	1.26	1.02	0.46	0.18
Net gain (loss) on investments (realized and unrealized)	(15.93) ^e	(4.27)	8.73	7.24	(14.58)
Total from investment operations	(15.35)	(3.01)	9.75	7.70	(14.40)
Less distributions from:					
Net investment income	(0.44)	(6.30)	(0.24)	(0.70)	(0.72)
Total distributions	(0.44)	(6.30)	(0.24)	(0.70)	(0.72)
Net asset value, end of period	\$68.79	\$84.58	\$93.89	\$84.38	\$77.38
Total Return	(18.28%)	(2.28%)	11.55%	10.06%	(15.64%)
Ratios/Supplemental Data					
Net assets, end of period (in thousands)	\$1,344	\$37,240	\$3,967	\$6,439	\$4,533
Ratios to average net assets:					
Net investment income (loss)	0.66%	1.42%	1.09%	0.59%	0.19%
Total expenses ^b	1.80%	1.76%	1.71%	1.73%	1.66%
Net expenses ^c	1.76%	1.76%	1.71%	1.73%	1.66%
Portfolio turnover rate	1,787%	1,411%	422%	1,616%	920%

^a Net investment income (loss) per share was computed using average shares outstanding throughout the period.

^b Does not include expenses of the underlying funds in which the Fund invests.

^c Net expense information reflects the expense ratios after expense waivers and reimbursements, as applicable.

^d Reverse share split – Per share amounts for the periods presented through March 31, 2017 have been restated to reflect a 1:6 reverse share split effective October 28, 2016.

^e The amount shown for a share outstanding throughout the period does not accord with the aggregate net gains on investments for the year because of the sales and repurchases of fund shares in relation to fluctuating market value of the investments of the Fund.

Financial Highlights

JAPAN 2X STRATEGY FUND

This table is presented to show selected data for a share outstanding throughout each period and to assist shareholders in evaluating the Fund's performance for the periods presented.

Class H	Year Ended March 31, 2020	Year Ended March 31, 2019	Year Ended March 29, 2018	Year Ended March 31, 2017 ^d	Year Ended March 31, 2016 ^d
Per Share Data					
Net asset value, beginning of period	\$120.89	\$137.58	\$102.97	\$79.15	\$93.52
Income (loss) from investment operations:					
Net investment income (loss) ^a	0.90	1.09	(0.12)	(0.86)	(1.08)
Net gain (loss) on investments (realized and unrealized)	(24.85)	(17.27)	39.17 ^e	24.68	(13.29)
Total from investment operations	(23.95)	(16.18)	39.05	23.82	(14.37)
Less distributions from:					
Net investment income	(1.24)	(0.51)	—	—	—
Net realized gains	—	—	(4.44)	—	—
Total distributions	(1.24)	(0.51)	(4.44)	—	—
Net asset value, end of period	\$95.70	\$120.89	\$137.58	\$102.97	\$79.15
Total Return	(20.17%)	(11.76%)	37.95%	30.08%	(15.36%)
Ratios/Supplemental Data					
Net assets, end of period (in thousands)	\$817	\$1,898	\$4,946	\$3,145	\$2,413
Ratios to average net assets:					
Net investment income (loss)	0.69%	0.83%	(0.10%)	(0.95%)	(1.17%)
Total expenses ^b	1.63%	1.58%	1.50%	1.52%	1.49%
Net expenses ^c	1.58%	1.57%	1.50%	1.52%	1.49%
Portfolio turnover rate	—	—	17%	1,225%	543%

^a Net investment income (loss) per share was computed using average shares outstanding throughout the period.

^b Does not include expenses of the underlying funds in which the Fund invests.

^c Net expense information reflects the expense ratios after expense waivers and reimbursements, as applicable.

^d Reverse share split — Per share amounts for the years presented through March 31, 2017 have been restated to reflect a 1:4 share split effective November 4, 2016.

^e The amount shown for a share outstanding throughout the period does not accord with the aggregate net losses on investments for the period because of the sales and repurchases of fund shares in relation to fluctuating market value of the investments of the Fund.

Financial Highlights

EMERGING MARKETS 2X STRATEGY FUND

This table is presented to show selected data for a share outstanding throughout each period and to assist shareholders in evaluating the Fund's performance for the periods presented.

Class H	Year Ended March 31, 2020	Year Ended March 31, 2019	Year Ended March 29, 2018	Year Ended March 31, 2017	Year Ended March 31, 2016
Per Share Data					
Net asset value, beginning of period	\$71.02	\$87.21	\$61.01	\$44.84	\$60.61
Income (loss) from investment operations:					
Net investment income (loss) ^a	(0.05)	0.50	(0.25)	(0.42)	(0.41)
Net gain (loss) on investments (realized and unrealized)	(26.20)	(16.69)	26.45	16.59	(14.71)
Total from investment operations	(26.25)	(16.19)	26.20	16.17	(15.12)
Less distributions from:					
Net investment income	(0.48)	—	—	—	(0.65)
Total distributions	(0.48)	—	—	—	(0.65)
Net asset value, end of period	\$44.29	\$71.02	\$87.21	\$61.01	\$44.84
Total Return	(37.27%)	(18.56%)	42.95%	36.04%	(24.88%)
Ratios/Supplemental Data					
Net assets, end of period (in thousands)	\$1,464	\$6,636	\$27,270	\$6,698	\$13,238
Ratios to average net assets:					
Net investment income (loss)	(0.07%)	0.71%	(0.32%)	(0.82%)	(0.76%)
Total expenses	1.87%	1.85%	1.77%	1.76%	1.74%
Portfolio turnover rate	974%	1,978%	1,006%	2,568%	2,874%

^a Net investment income (loss) per share was computed using average shares outstanding throughout the period.

Financial Highlights

INVERSE EMERGING MARKETS 2X STRATEGY FUND

This table is presented to show selected data for a share outstanding throughout each period and to assist shareholders in evaluating the Fund's performance for the periods presented.

Class H	Year Ended March 31, 2020	Year Ended March 31, 2019	Year Ended March 29, 2018	Year Ended March 31, 2017 ^b	Year Ended March 31, 2016 ^b
Per Share Data					
Net asset value, beginning of period	\$40.27	\$38.77	\$63.00	\$101.28	\$100.80
Income (loss) from investment operations:					
Net investment income (loss) ^a	0.07	0.19	(0.30)	(1.23)	(2.04)
Net gain (loss) on investments (realized and unrealized)	6.39	1.31 ^c	(23.93)	(37.05)	2.52
Total from investment operations	6.46	1.50	(24.23)	(38.28)	0.48
Less distributions from:					
Net investment income	(0.34)	—	—	—	—
Total distributions	(0.34)	—	—	—	—
Net asset value, end of period	\$46.39	\$40.27	\$38.77	\$63.00	\$101.28
Total Return	16.40%	3.87%	(38.46%)	(37.80%)	0.48%
Ratios/Supplemental Data					
Net assets, end of period (in thousands)	\$649	\$1,756	\$743	\$890	\$26,336
Ratios to average net assets:					
Net investment income (loss)	0.19%	0.42%	(0.68%)	(1.46%)	(1.65%)
Total expenses	1.87%	1.87%	1.77%	1.76%	1.74%
Portfolio turnover rate	—	—	—	—	—

^a Net investment income (loss) per share was computed using average shares outstanding throughout the period.

^b Reverse share split — Per share amounts for the years presented through March 31, 2017 have been restated to reflect a 1:6 reverse share split effective October 31, 2016.

^c The amount shown for a share outstanding throughout the period does not accord with the aggregate net losses on investments for the period because of the sales and repurchases of Fund shares in relation to fluctuating market value of the investments of the Fund.

Financial Highlights

STRENGTHENING DOLLAR 2X STRATEGY FUND

This table is presented to show selected data for a share outstanding throughout each period and to assist shareholders in evaluating the Fund's performance for the periods presented.

Class H	Year Ended March 31, 2020	Year Ended March 31, 2019	Year Ended March 29, 2018	Year Ended March 31, 2017	Year Ended March 31, 2016
Per Share Data					
Net asset value, beginning of period	\$52.25	\$43.27	\$53.03	\$47.49	\$55.53
Income (loss) from investment operations:					
Net investment income (loss) ^a	0.12	0.18	(0.17)	(0.56)	(0.59)
Net gain (loss) on investments (realized and unrealized)	3.20	8.80	(9.59)	6.10	(5.28)
Total from investment operations	3.32	8.98	(9.76)	5.54	(5.87)
Less distributions from:					
Net investment income	(0.45)	—	—	—	—
Net realized gains	—	—	—	—	(2.17)
Total distributions	(0.45)	—	—	—	(2.17)
Net asset value, end of period	\$55.12	\$52.25	\$43.27	\$53.03	\$47.49
Total Return	6.39%	20.75%	(18.39%)	11.64%	(11.00%)
Ratios/Supplemental Data					
Net assets, end of period (in thousands)	\$10,549	\$5,017	\$6,301	\$7,506	\$10,608
Ratios to average net assets:					
Net investment income (loss)	0.22%	0.36%	(0.36%)	(1.11%)	(1.12%)
Total expenses ^b	2.00%	1.83%	1.72%	1.73%	1.70%
Net expenses ^c	1.96%	1.82%	1.72%	1.73%	1.70%
Portfolio turnover rate	—	9%	—	142%	376%

^a Net investment income (loss) per share was computed using average shares outstanding throughout the period.

^b Does not include expenses of the underlying funds in which the Fund invests.

^c Net expense information reflects the expense ratios after expense waivers and reimbursements, as applicable.

Financial Highlights

WEAKENING DOLLAR 2X STRATEGY FUND

This table is presented to show selected data for a share outstanding throughout each period and to assist shareholders in evaluating the Fund's performance for the periods presented.

Class H	Year Ended March 31, 2020	Year Ended March 31, 2019	Year Ended March 29, 2018	Year Ended March 31, 2017 ^d	Year Ended March 31, 2016 ^d
Per Share Data					
Net asset value, beginning of period	\$63.67	\$77.60	\$64.92	\$75.23	\$70.59
Income (loss) from investment operations:					
Net investment income (loss) ^a	0.07	0.28	(0.36)	(0.85)	(0.78)
Net gain (loss) on investments (realized and unrealized)	(5.77)	(14.21)	13.04	(9.46)	5.42
Total from investment operations	(5.70)	(13.93)	12.68	(10.31)	4.64
Less distributions from:					
Net investment income	(0.21)	—	—	—	—
Total distributions	(0.21)	—	—	—	—
Net asset value, end of period	\$57.76	\$63.67	\$77.60	\$64.92	\$75.23
Total Return	(8.98%)	(17.95%)	19.55%	(13.73%)	6.54%
Ratios/Supplemental Data					
Net assets, end of period (in thousands)	\$1,308	\$1,678	\$3,267	\$5,068	\$3,645
Ratios to average net assets:					
Net investment income (loss)	0.12%	0.41%	(0.49%)	(1.19%)	(1.04%)
Total expenses ^b	1.99%	1.83%	1.72%	1.71%	1.70%
Net expenses ^c	1.97%	1.83%	1.72%	1.71%	1.70%
Portfolio turnover rate	—	—	28%	77%	699%

^a Net investment income (loss) per share was computed using average shares outstanding throughout the period.

^b Does not include expenses of the underlying funds in which the Fund invests.

^c Net expense information reflects the expense ratios after expense waivers and reimbursements, as applicable.

^d Reverse share split — Per share amounts for the periods presented through March 31, 2017 have been restated to reflect a 1:6 reverse share split effective October 28, 2016.

Financial Highlights

REAL ESTATE FUND

This table is presented to show selected data for a share outstanding throughout each period and to assist shareholders in evaluating the Fund's performance for the periods presented.

Class H	Year Ended March 31, 2020	Year Ended March 31, 2019	Year Ended March 29, 2018	Year Ended March 31, 2017	Year Ended March 31, 2016
Per Share Data					
Net asset value, beginning of period	\$41.14	\$35.82	\$37.45	\$37.21	\$38.25
Income (loss) from investment operations:					
Net investment income (loss) ^a	0.55	0.65	0.92	0.27	0.71
Net gain (loss) on investments (realized and unrealized)	(10.33)	4.93 ^b	(2.35)	2.22	(1.31)
Total from investment operations	(9.78)	5.58	(1.43)	2.49	(0.60)
Less distributions from:					
Net investment income	(0.73)	(0.26)	(0.20)	(2.25)	(0.44)
Total distributions	(0.73)	(0.26)	(0.20)	(2.25)	(0.44)
Net asset value, end of period	\$30.63	\$41.14	\$35.82	\$37.45	\$37.21
Total Return	(24.27%)	15.63%	(3.86%)	7.18 %	(1.49%)
Ratios/Supplemental Data					
Net assets, end of period (in thousands)	\$2,284	\$18,436	\$8,800	\$6,322	\$34,504
Ratios to average net assets:					
Net investment income (loss)	1.30%	1.69%	2.43%	0.70%	1.97%
Total expenses	1.72%	1.71%	1.63%	1.62%	1.62%
Portfolio turnover rate	539%	877%	1,010%	1,060%	880%

^a Net investment income (loss) per share was computed using average shares outstanding throughout the period.

^b The amount shown for a share outstanding throughout the period does not accord with the aggregate net losses on investments for the year because of the sales and repurchases of fund shares in relation to fluctuating market value of the investments of the Fund.

Financial Highlights

GOVERNMENT LONG BOND 1.2X STRATEGY FUND

This table is presented to show selected data for a share outstanding throughout each period and to assist shareholders in evaluating the Fund's performance for the periods presented.

Investor Class	Year Ended March 31, 2020	Year Ended March 31, 2019	Year Ended March 29, 2018	Year Ended March 31, 2017	Year Ended March 31, 2016
Per Share Data					
Net asset value, beginning of period	\$53.22	\$51.21	\$50.49	\$58.12	\$59.12
Income (loss) from investment operations:					
Net investment income (loss) ^a	0.77	0.96	0.80	0.70	0.76
Net gain (loss) on investments (realized and unrealized)	22.86	2.00	0.72	(5.50)	(0.67)
Total from investment operations	23.63	2.96	1.52	(4.80)	0.09
Less distributions from:					
Net investment income	(0.77)	(0.95)	(0.80)	(0.72)	(1.09)
Net realized gains	(1.97)	—	—	(2.11)	—
Total distributions	(2.74)	(0.95)	(0.80)	(2.83)	(1.09)
Net asset value, end of period	\$74.11	\$53.22	\$51.21	\$50.49	\$58.12
Total Return	45.84%	5.93%	3.01%	(8.39%)	0.33%
Ratios/Supplemental Data					
Net assets, end of period (in thousands)	\$37,919	\$67,103	\$37,496	\$16,496	\$56,419
Ratios to average net assets:					
Net investment income (loss)	1.28%	1.94%	1.52%	1.21%	1.39%
Total expenses ^b	1.07%	1.07%	0.98%	0.98%	0.94%
Net expenses ^c	1.05%	1.06%	0.98%	0.98%	0.94%
Portfolio turnover rate	1,130%	1,182%	1,468%	2,490%	2,699%

Financial Highlights (continued)

GOVERNMENT LONG BOND 1.2X STRATEGY FUND

Class H	Year Ended March 31, 2020	Year Ended March 31, 2019	Year Ended March 29, 2018	Year Ended March 31, 2017	Year Ended March 31, 2016
Per Share Data					
Net asset value, beginning of period	\$53.65	\$51.64	\$50.91	\$58.55	\$59.44
Income (loss) from investment operations:					
Net investment income (loss) ^a	0.61	0.84	0.69	0.58	0.61
Net gain (loss) on investments (realized and unrealized)	23.09	2.01	0.72	(5.53)	(0.54)
Total from investment operations	23.70	2.85	1.41	(4.95)	0.07
Less distributions from:					
Net investment income	(0.63)	(0.84)	(0.68)	(0.58)	(0.96)
Net realized gains	(1.97)	—	—	(2.11)	—
Total distributions	(2.60)	(0.84)	(0.68)	(2.69)	(0.96)
Net asset value, end of period	\$74.75	\$53.65	\$51.64	\$50.91	\$58.55
Total Return	45.55%	5.63%	2.74%	(8.55%)	0.26%
Ratios/Supplemental Data					
Net assets, end of period (in thousands)	\$78,070	\$42,397	\$76,018	\$12,077	\$49,639
Ratios to average net assets:					
Net investment income (loss)	1.02%	1.67%	1.31%	1.00%	1.11%
Total expenses ^b	1.32%	1.32%	1.23%	1.22%	1.20%
Net expenses ^c	1.30%	1.31%	1.23%	1.22%	1.20%
Portfolio turnover rate	1,130%	1,182%	1,468%	2,490%	2,699%

^a Net investment income (loss) per share was computed using average shares outstanding throughout the period.

^b Does not include expenses of the underlying funds in which the Fund invests.

^c Net expense information reflects the expense ratios after expense waivers and reimbursements, as applicable.

Financial Highlights

INVERSE GOVERNMENT LONG BOND STRATEGY FUND

This table is presented to show selected data for a share outstanding throughout each period and to assist shareholders in evaluating the Fund's performance for the periods presented.

Investor Class	Year Ended March 31, 2020	Year Ended March 31, 2019	Year Ended March 29, 2018	Year Ended March 31, 2017	Year Ended March 31, 2016
Per Share Data					
Net asset value, beginning of period	\$33.09	\$34.64	\$36.02	\$34.27	\$35.78
Income (loss) from investment operations:					
Net investment income (loss) ^a	0.12	(0.13)	(0.56)	(0.88)	(1.15)
Net gain (loss) on investments (realized and unrealized)	(10.29)	(1.42)	(0.82)	2.63	(0.36)
Total from investment operations	(10.17)	(1.55)	(1.38)	1.75	(1.51)
Net asset value, end of period	\$22.92	\$33.09	\$34.64	\$36.02	\$34.27
Total Return	(30.73%)	(4.47%)	(3.83%)	5.08%	(4.22%)
Ratios/Supplemental Data					
Net assets, end of period (in thousands)	\$20,983	\$43,149	\$78,110	\$84,123	\$89,071
Ratios to average net assets:					
Net investment income (loss)	0.40%	(0.37%)	(1.63%)	(2.59%)	(3.07%)
Total expenses ^b	2.91%	4.12%	3.71%	3.38%	3.48%
Net expenses ^{c,d}	2.89%	4.12%	3.71%	3.38%	3.48%
Portfolio turnover rate	872%	603%	908%	1,436%	838%

Financial Highlights (continued)

INVERSE GOVERNMENT LONG BOND STRATEGY FUND

Class H	Year Ended March 31, 2020	Year Ended March 31, 2019	Year Ended March 29, 2018	Year Ended March 31, 2017	Year Ended March 31, 2016
Per Share Data					
Net asset value, beginning of period	\$31.81	\$33.38	\$34.83	\$33.12	\$34.67
Income (loss) from investment operations:					
Net investment income (loss) ^a	0.05	(0.20)	(0.65)	(0.92)	(1.15)
Net gain (loss) on investments (realized and unrealized)	(9.89)	(1.37)	(0.80)	2.63	(0.40)
Total from investment operations	(9.84)	(1.57)	(1.45)	1.71	(1.55)
Net asset value, end of period	\$21.97	\$31.81	\$33.38	\$34.83	\$33.12
Total Return	(30.93%)	(4.70%)	(4.16%)	5.13%	(4.47%)
Ratios/Supplemental Data					
Net assets, end of period (in thousands)	\$5,881	\$9,561	\$4,858	\$43,784	\$72,833
Ratios to average net assets:					
Net investment income (loss)	0.16%	(0.58%)	(1.94%)	(2.80%)	(3.17%)
Total expenses ^b	3.30%	4.37%	4.00%	3.60%	3.61%
Net expenses ^{c,d}	3.28%	4.36%	4.00%	3.60%	3.61%
Portfolio turnover rate	872%	603%	908%	1,436%	838%

^a Net investment income (loss) per share was computed using average shares outstanding throughout the period.

^b Does not include expenses of the underlying funds in which the Fund invests.

^c Net expense information reflects the expense ratios after expense waivers and reimbursements, as applicable.

^d Total expenses may include interest expense related to short sales. Excluding interest expense, the operating expense ratios for the years presented were as follows:

	03/31/20	03/31/19	03/29/18	03/31/17	03/31/16
Investor Class	1.50%	1.50%	1.43%	1.43%	1.40%
Class H	1.75%	1.75%	1.68%	1.68%	1.65%

Financial Highlights

HIGH YIELD STRATEGY FUND

This table is presented to show selected data for a share outstanding throughout each period and to assist shareholders in evaluating the Fund's performance for the periods presented.

Class H	Year Ended March 31, 2020	Year Ended March 31, 2019	Year Ended March 29, 2018	Year Ended March 31, 2017	Year Ended March 31, 2016
Per Share Data					
Net asset value, beginning of period	\$24.06	\$23.23	\$24.72	\$23.31	\$23.90
Income (loss) from investment operations:					
Net investment income (loss) ^a	0.15	0.12	(0.10)	(0.18)	(0.15)
Net gain (loss) on investments (realized and unrealized)	(1.41)	1.50	0.63	2.06	0.45
Total from investment operations	(1.26)	1.62	0.53	1.88	0.30
Less distributions from:					
Net investment income	(1.09)	(0.79)	(1.66)	(0.47)	(0.89)
Net realized gains	—	—	(0.36)	—	—
Total distributions	(1.09)	(0.79)	(2.02)	(0.47)	(0.89)
Net asset value, end of period	\$21.71	\$24.06	\$23.23	\$24.72	\$23.31
Total Return	(5.73%)	7.15%	2.08%	8.15%	1.36%
Ratios/Supplemental Data					
Net assets, end of period (in thousands)	\$23,125	\$101,180	\$23,860	\$435,334	\$783,018
Ratios to average net assets:					
Net investment income (loss)	0.59%	0.49%	(0.41%)	(0.74%)	(0.64%)
Total expenses ^b	1.63%	1.60%	1.52%	1.51%	1.49%
Net expenses ^c	1.61%	1.60%	1.52%	1.51%	1.49%
Portfolio turnover rate	—	21%	422%	97%	521%

^a Net investment income (loss) per share was computed using average shares outstanding throughout the period.

^b Does not include expenses of the underlying funds in which the Fund invests.

^c Net expense information reflects the expense ratios after expense waivers and reimbursements, as applicable.

Financial Highlights

INVERSE HIGH YIELD STRATEGY FUND

This table is presented to show selected data for a share outstanding throughout each period and to assist shareholders in evaluating the Fund's performance for the periods presented.

Class H	Year Ended March 31, 2020	Year Ended March 31, 2019	Year Ended March 29, 2018	Year Ended March 31, 2017 ^d	Year Ended March 31, 2016 ^d
Per Share Data					
Net asset value, beginning of period	\$61.97	\$65.89	\$67.70	\$72.70	\$77.91
Income (loss) from investment operations:					
Net investment income (loss) ^a	0.06	0.41	(0.12)	(0.74)	(0.64)
Net gain (loss) on investments (realized and unrealized)	1.42	(4.33)	(1.69)	(4.26)	(4.57)
Total from investment operations	1.48	(3.92)	(1.81)	(5.00)	(5.21)
Net asset value, end of period	\$63.45	\$61.97	\$65.89	\$67.70	\$72.70
Total Return	2.39%	(5.95%)	(2.67%)	(6.90%)	(6.67%)
Ratios/Supplemental Data					
Net assets, end of period (in thousands)	\$13,479	\$4,675	\$8,755	\$14,855	\$2,513
Ratios to average net assets:					
Net investment income (loss)	0.09%	0.63%	(0.18%)	(1.06%)	(0.84%)
Total expenses ^b	1.64%	1.61%	1.52%	1.52%	1.50%
Net expenses ^c	1.62%	1.59%	1.52%	1.52%	1.50%
Portfolio turnover rate	254%	—	41%	480%	1,722%

^a Net investment income (loss) per share was computed using average shares outstanding throughout the period.

^b Does not include expenses of the underlying funds in which the Fund invests.

^c Net expense information reflects the expense ratios after expense waivers and reimbursements, as applicable.

^d Reverse share split — Per share amounts for the periods presented through March 31, 2017 have been restated to reflect a 1:4 reverse share split effective November 4, 2016.

Financial Highlights

EMERGING MARKETS BOND STRATEGY FUND

This table is presented to show selected data for a share outstanding throughout each period and to assist shareholders in evaluating the Fund's performance for the periods presented.

Class H	Year Ended March 31, 2020	Year Ended March 31, 2019	Year Ended March 29, 2018	Year Ended March 31, 2017 ^b	Year Ended March 31, 2016 ^b
Per Share Data					
Net asset value, beginning of period	\$74.52	\$72.98	\$71.51	\$72.19	\$81.18
Income (loss) from investment operations:					
Net investment income (loss) ^a	0.15	0.23	(0.55)	(0.28)	(0.44)
Net gain (loss) on investments (realized and unrealized)	(4.98)	1.31	2.11	3.38	3.57
Total from investment operations	(4.83)	1.54	1.56	3.10	3.13
Less distributions from:					
Net investment income	(2.36)	—	(0.09)	(3.70)	(12.12)
Net realized gains	(3.83)	—	—	(0.08)	—
Total distributions	(6.19)	—	(0.09)	(3.78)	(12.12)
Net asset value, end of period	\$63.50	\$74.52	\$72.98	\$71.51	\$72.19
Total Return	(7.45%)	2.11%	2.19%	4.85%	4.82%
Ratios/Supplemental Data					
Net assets, end of period (in thousands)	\$307	\$9,226	\$615	\$472	\$212
Ratios to average net assets:					
Net investment income (loss)	0.20%	0.32%	(0.75%)	(0.38%)	(0.55%)
Total expenses	1.67%	1.70%	1.58%	1.54%	1.56%
Portfolio turnover rate	—	—	—	733%	21,555%

^a Net investment income (loss) per share was computed using average shares outstanding throughout the period.

^b Reverse share split — Per share amounts for the periods presented through March 31, 2017 have been restated to reflect a 1:4 reverse share split effective November 7, 2016.

Financial Highlights

U.S. GOVERNMENT MONEY MARKET FUND

This table is presented to show selected data for a share outstanding throughout each period and to assist shareholders in evaluating the Fund's performance for the periods presented.

	Year Ended March 31, 2020	Year Ended March 31, 2019	Year Ended March 29, 2018	Year Ended March 31, 2017	Year Ended March 31, 2016
Per Share Data					
Net asset value, beginning of period	\$1.00	\$1.00	\$1.00	\$1.00	\$1.00
Income (loss) from investment operations:					
Net investment income (loss) ^a	0.01	0.01	— ^b	— ^b	— ^b
Net gain (loss) on investments (realized and unrealized)	— ^b	— ^b	— ^b	— ^b	— ^b
Total from investment operations	0.01	0.01	— ^b	— ^b	— ^b
Less distributions from:					
Net investment income	(0.01)	(0.01)	(—) ^b	(—) ^b	(—) ^b
Net realized gains	—	—	—	(—) ^b	—
Total distributions	(0.01)	(0.01)	(—) ^b	(—) ^b	(—) ^b
Net asset value, end of period	\$1.00	\$1.00	\$1.00	\$1.00	\$1.00
Total Return	0.99%	1.10%	0.22%	0.01%	0.00%
Ratios/Supplemental Data					
Net assets, end of period (in thousands)	\$390,791	\$413,200	\$544,528	\$627,514	\$643,872
Ratios to average net assets:					
Net investment income (loss)	1.01%	1.10%	0.22%	0.00% ^c	0.00% ^c
Total expenses	1.06%	1.05%	0.96%	0.95%	0.91%
Net expenses ^d	1.03%	1.05%	0.94%	0.47%	0.22%
Portfolio turnover rate	—	—	—	—	—

^a Net investment income (loss) per share was computed using average shares outstanding throughout the period.

^b Less than \$0.01 per share.

^c Less than 0.01%.

^d Net expense information reflects the expense ratio after expense waivers, as applicable.

INDEX PUBLISHERS INFORMATION

Dow Jones STOXX

STOXX and its licensors (the "Licensors") have no relationship to Guggenheim Investments the "Licensee"), other than the licensing of the STOXX Europe 50[®] Index and the related trademarks for use in connection with the Europe 1.25x Strategy Fund.

STOXX and its Licensors do not:

- Sponsor, endorse, sell or promote the Europe 1.25x Strategy Fund.
- Recommend that any person invest in the Europe 1.25x Strategy Fund or any other securities.
- Have any responsibility or liability for or make any decisions about the timing, amount or pricing of Europe 1.25x Strategy Fund.
- Have any responsibility or liability for the administration, management or marketing of the Europe 1.25x Strategy Fund.
- Consider the needs of the Europe 1.25x Strategy Fund or the owners of the Europe 1.25x Strategy Fund in determining, composing or calculating the STOXX Europe 50[®] Index or have any obligation to do so.

STOXX and its Licensors will not have any liability in connection with the Europe 1.25x Strategy Fund. Specifically, STOXX and its Licensors do not make any warranty, express or implied and disclaim any and all warranty about:

- **The results to be obtained by the Europe 1.25x Strategy Fund, the owner of the Europe 1.25x Strategy Fund or any other person in connection with the use of the STOXX Europe 50[®] Index and the data included in the STOXX Europe 50[®] Index;**
- **The accuracy or completeness of the STOXX Europe 50[®] Index and its data;**
- **The merchantability and the fitness for a particular purpose or use of the STOXX Europe 50[®] Index and its data;**
- **STOXX and its Licensors will have no liability for any errors, omissions or interruptions in the STOXX Europe 50[®] Index or its data;**
- **Under no circumstances will STOXX or its Licensors be liable for any lost profits or indirect, punitive, special or consequential damages or losses, even if STOXX or its Licensors knows that they might occur.**

The licensing agreement between the Licensee and STOXX is solely for their benefit and not for the benefit of the owners of the Europe 1.25x Strategy Fund or any other third parties.

Frank Russell Company

The Inverse Russell 2000[®] Strategy Fund, Russell 2000[®] Fund and Russell 2000[®] 1.5x Strategy Fund (the "Guggenheim Russell Funds") are not sponsored or endorsed by, nor in any way affiliated with Frank Russell Company ("Russell"). Russell is not responsible for and has not reviewed the Guggenheim Russell Funds nor any associated literature or publications and Russell makes no representation or warranty, express or implied, as to their accuracy, or completeness, or otherwise.

Russell reserves the right, at any time and without notice, to alter, amend, terminate or in any way change the Russell 2000[®] Index (the "Russell Index") which is a trademark/service mark of Russell. Russell has no obligation to take the needs of any of the Guggenheim Russell Funds or their participants or any other product or person into consideration in determining, composing or calculating the Russell Index.

Russell's publication of the Russell Index in no way suggests or implies an opinion by Russell as to the attractiveness or appropriateness of investment in any or all securities upon which the Russell Index is based.

Russell makes no representation, warranty, or guarantee as to the accuracy, completeness, reliability, or otherwise of the Russell Index or any data included in the Russell Index. Russell makes no representation, warranty or guarantee regarding the use, or the results of use, of the Russell Index or any data included therein, or any security (or combination thereof) comprising the Russell Index. Russell makes no other express or implied warranty, and expressly disclaims any warranty, of any kind, including without limitation, any warranty of merchantability or fitness for a particular purpose with respect to the Russell Index or any data or any security (or combination thereof) included therein.

Russell® is a trademark of the Frank Russell Company.

ICE Futures U.S., Inc.

The Strengthening Dollar 2x Strategy Fund and Weakening Dollar 2x Strategy Fund (the "Products") are not sponsored, endorsed, sold or promoted by ICE Futures U.S., Inc. ("ICE Futures"). ICE Futures makes no representation or warranty, express or implied, to the owners of the Products or any member of the public regarding the advisability of investing in securities generally or in the Products particularly or the ability of the U.S. Dollar Index® to track market performance of either Product. ICE Futures' only relationship to Guggenheim Investments ("Licensee") is the licensing of certain names and marks and of the U.S. Dollar Index®, which is determined, composed and calculated without regard to the Licensee or the Products. ICE Futures has no obligation to take the needs of the Licensee or the owners of the Products into consideration in determining, composing or calculating the U.S. Dollar Index®. ICE Futures is not responsible for and has not participated in any determination or calculation made with respect to the issuance or redemption of interests in the Products. ICE Futures has no obligation or liability in connection with the administration, purchase, sale marketing, promotion or trading of the Products.

ICE Futures does not guarantee the accuracy and/or the completeness of the U.S. Dollar Index® or any data included therein. ICE Futures makes no warranty, express or implied, as to results to be obtained by Licensee, owners of the Products, or any other person or entity from the use of the U.S. Dollar Index® or any data included therein in connection with the rights licensed hereunder, in connection with the purchase, sale or trading of any Product, or for any other use. ICE Futures makes no express or implied warranties, and hereby expressly disclaims all warranties of merchantability or fitness for a particular purpose or use with respect to the U.S. Dollar Index® or any data included therein. Without limiting any of the foregoing, in no event shall ICE Futures have any liability for any special, punitive, indirect, or consequential damages (including lost profits), even if notified of the possibility of such damages.

NASDAQ OMX Group, Inc.

The Inverse NASDAQ-100® Strategy Fund, Monthly Rebalance NASDAQ-100® 2x Strategy Fund and NASDAQ-100® Fund (the "Guggenheim NASDAQ Funds") are not sponsored, endorsed, sold or promoted by The NASDAQ OMX Group, Inc. or its affiliates (NASDAQ OMX, with its affiliates, are referred to as the "Corporations"). The Corporations have not passed on the legality or suitability of, or the accuracy or adequacy of descriptions and disclosures relating to, the Guggenheim NASDAQ Funds. The Corporations make no representation or warranty, express or implied to the owners of the Guggenheim NASDAQ Funds or any member of the public regarding the advisability of investing in securities generally or in the Guggenheim NASDAQ Funds particularly, or the ability of the NASDAQ-100 Index® to track general stock market performance. The Corporations' only relationship to Guggenheim Investments ("Licensee") is in the licensing of the NASDAQ®, NASDAQ-100®, and NASDAQ-100 Index® registered trademarks, and certain trade names of the Corporations and the use of the NASDAQ-100 Index® which is determined, composed and calculated by the Corporations without regard to Licensee or the Guggenheim NASDAQ Funds. The Corporations have no obligation to take the needs of the Licensee or the owners of the Guggenheim NASDAQ Funds into consideration in determining, composing or calculating the NASDAQ-100 Index®. The Corporations are not responsible for and have not participated in the determination of the timing of, prices at, or quantities of the Guggenheim NASDAQ Funds to be issued or in the determination or calculation of the equation by which the Guggenheim NASDAQ Funds are to be converted into cash. The Corporations have no liability in connection with the administration, marketing or trading of the Guggenheim NASDAQ Funds.

The Corporations do not guarantee the accuracy and/or uninterrupted calculation of the NASDAQ-100 Index® or any data included therein. The Corporations make no warranty, express or implied, as to results to be obtained by Licensee, owners of the Guggenheim NASDAQ Funds, or any other person or entity from the use of the NASDAQ-100 Index® or any data included therein. The Corporations make no express or implied warranties, and expressly disclaim all warranties of merchantability or fitness for a particular purpose or use with respect to the NASDAQ-100 Index® or any data included therein. Without limiting any of the foregoing, in no event shall the Corporations have any liability for any lost profits or special, incidental, punitive, indirect, or consequential damages, even if notified of such damages.

Nikkei Inc.

Nikkei Inc. (the "Index Publisher") does not sponsor, endorse, sell or promote any Guggenheim Fund and makes no representation or warranty, implied or express, to the investors in the Japan 2x Strategy Fund, or any members of the public, regarding:

- The advisability of investing in index funds;

- The ability of any index to track stock market performance;
- The accuracy and/or the completeness of the aforementioned index or any data included therein;
- The results to be obtained by the Japan 2x Strategy Fund, the investors in the Japan 2x Strategy Fund, or any person or entity from the use of the index or data included therein; and
- The merchantability or fitness for a particular purpose for use with respect to the index or any data included therein.

Further, the Index Publisher does not:

- Recommend that any person invest in the Japan 2x Strategy Fund or any other securities;
- Have any responsibility or liability for or make any decisions about the timing, amount or pricing of the Japan 2x Strategy Fund;
- Have any responsibility or liability for the administration, management or marketing of the Japan 2x Strategy Fund;
- Consider the needs of the Japan 2x Strategy Fund or the investors in the Japan 2x Strategy Fund in determining, composing or calculating the index or has any obligation to do so;
- Have any liability in connection with the Japan 2x Strategy Fund or for any errors, omissions or interruptions in connection with the index or the related data;
- Have any liability for any lost profits or indirect punitive, special or consequential damages or losses, even if Nikkei Inc. knows that they might occur.

S&P Dow Jones Indices LLC

The "Dow Jones Industrial Average" is a product of S&P Dow Jones Indices LLC ("SPDJI"), and has been licensed for use by Security Investors, LLC. Standard & Poor's[®] and S&P[®] are registered trademarks of Standard & Poor's Financial Services LLC ("S&P"); DJIA[®], The Dow[®], Dow Jones[®] and Dow Jones Industrial Average[®] are trademarks of Dow Jones Trademark Holdings LLC ("Dow Jones"); and these trademarks have been licensed for use by SPDJI and sublicensed for certain purposes by Security Investors, LLC. The Dow Jones Industrial Average[®] Fund is not sponsored, endorsed, sold or promoted by SPDJI, Dow Jones, S&P, their respective affiliates, and none of such parties make any representation regarding the advisability of investing in such product(s) nor do they have any liability for any errors, omissions, or interruptions of the Dow Jones Industrial Average.

The "Dow Jones Industrial Average" is a product of S&P Dow Jones Indices LLC ("SPDJI"), and has been licensed for use by Security Investors, LLC. Standard & Poor's[®] and S&P[®] are registered trademarks of Standard & Poor's Financial Services LLC ("S&P"); DJIA[®], The Dow[®], Dow Jones[®] and Dow Jones Industrial Average[®] are trademarks of Dow Jones Trademark Holdings LLC ("Dow Jones"); and these trademarks have been licensed for use by SPDJI and sublicensed for certain purposes by Security Investors, LLC. The Dow Jones Industrial Average[®] Fund is not sponsored, endorsed, sold or promoted by SPDJI, Dow Jones, S&P, any of their respective affiliates (collectively, "S&P Dow Jones Indices"). S&P Dow Jones Indices makes no representation or warranty, express or implied, to the owners of the Dow Jones Industrial Average[®] Fund or any member of the public regarding the advisability of investing in securities generally or in the Dow Jones Industrial Average[®] Fund particularly or the ability of the Dow Jones Industrial Average to track general market performance. S&P Dow Jones Indices' only relationship to Security Investors, LLC with respect to the Dow Jones Industrial Average is the licensing of the Index and certain trademarks, service marks and/or trade names of S&P Dow Jones Indices or its licensors. The Dow Jones Industrial Average is determined, composed and calculated by S&P Dow Jones Indices without regard to Security Investors, LLC or the Dow Jones Industrial Average[®] Fund. S&P Dow Jones Indices have no obligation to take the needs of Security Investors, LLC or the owners of the Dow Jones Industrial Average[®] Fund into consideration in determining, composing or calculating the Dow Jones Industrial Average. S&P Dow Jones Indices is not responsible for and has not participated in the determination of the prices, and amount of the Dow Jones Industrial Average[®] Fund or the timing of the issuance or sale of the Dow Jones Industrial Average[®] Fund or in the determination or calculation of the equation by which the Dow Jones Industrial Average[®] Fund is to be converted into cash, surrendered or redeemed, as the case may be. S&P Dow Jones Indices has no

obligation or liability in connection with the administration, marketing or trading of the Dow Jones Industrial Average® Fund. There is no assurance that investment products based on the Dow Jones Industrial Average will accurately track index performance or provide positive investment returns. S&P Dow Jones Indices LLC is not an investment advisor. Inclusion of a security within an index is not a recommendation by S&P Dow Jones Indices to buy, sell, or hold such security, nor is it considered to be investment advice. Notwithstanding the foregoing, CME Group Inc., a shareholder of S&P Dow Jones Indices, and its affiliates may independently issue and/or sponsor financial products unrelated to the Dow Jones Industrial Average® Fund currently being issued by Security Investors, LLC, but which may be similar to and competitive with the Dow Jones Industrial Average® Fund. In addition, CME Group Inc. and its affiliates may trade financial products which are linked to the performance of the Dow Jones Industrial Average.

S&P DOW JONES INDICES DOES NOT GUARANTEE THE ADEQUACY, ACCURACY, TIMELINESS AND/OR THE COMPLETENESS OF THE DOW JONES INDUSTRIAL AVERAGE OR ANY DATA RELATED THERETO OR ANY COMMUNICATION, INCLUDING BUT NOT LIMITED TO, ORAL OR WRITTEN COMMUNICATION (INCLUDING ELECTRONIC COMMUNICATIONS) WITH RESPECT THERETO. S&P DOW JONES INDICES SHALL NOT BE SUBJECT TO ANY DAMAGES OR LIABILITY FOR ANY ERRORS, OMISSIONS, OR DELAYS THEREIN. S&P DOW JONES INDICES MAKES NO EXPRESS OR IMPLIED WARRANTIES, AND EXPRESSLY DISCLAIMS ALL WARRANTIES, OF MERCHANTABILITY OR FITNESS FOR A PARTICULAR PURPOSE OR USE OR AS TO RESULTS TO BE OBTAINED BY SECURITY INVESTORS, LLC, OWNERS OF THE DOW JONES INDUSTRIAL AVERAGE® FUND, OR ANY OTHER PERSON OR ENTITY FROM THE USE OF THE DOW JONES INDUSTRIAL AVERAGE OR WITH RESPECT TO ANY DATA RELATED THERETO. WITHOUT LIMITING ANY OF THE FOREGOING, IN NO EVENT WHATSOEVER SHALL S&P DOW JONES INDICES BE LIABLE FOR ANY INDIRECT, SPECIAL, INCIDENTAL, PUNITIVE, OR CONSEQUENTIAL DAMAGES INCLUDING BUT NOT LIMITED TO, LOSS OF PROFITS, TRADING LOSSES, LOST TIME OR GOODWILL, EVEN IF THEY HAVE BEEN ADVISED OF THE POSSIBILITY OF SUCH DAMAGES, WHETHER IN CONTRACT, TORT, STRICT LIABILITY, OR OTHERWISE. THERE ARE NO THIRD PARTY BENEFICIARIES OF ANY AGREEMENTS OR ARRANGEMENTS BETWEEN S&P DOW JONES INDICES AND SECURITY INVESTORS, LLC, OTHER THAN THE LICENSORS OF S&P DOW JONES INDICES.

Standard & Poor's

The Inverse S&P 500® Strategy Fund, Mid-Cap 1.5x Strategy Fund, Inverse Mid-Cap Strategy Fund, Nova Fund, S&P 500® Fund, S&P 500® Pure Growth Fund, S&P 500® Pure Value Fund, S&P MidCap 400® Pure Growth Fund, S&P MidCap 400® Pure Value Fund, S&P SmallCap 600® Pure Growth Fund, and S&P SmallCap 600® Pure Value Fund (the "Guggenheim S&P Funds") are not sponsored, endorsed, sold or promoted by Standard & Poor's ("S&P"). S&P makes no representation, condition, warranty, express or implied, to the owners of the Guggenheim S&P Funds or any member of the public regarding the advisability of investing in securities generally or in the Guggenheim S&P Funds particularly or the ability of the S&P 500® Index, S&P MidCap 400® Index, S&P 500 Pure Growth Index, S&P 500 Pure Value Index, S&P MidCap 400 Pure Growth Index, S&P MidCap 400 Pure Value Index, S&P SmallCap 600 Pure Growth Index, and S&P SmallCap 600 Pure Value Index (the "S&P Indices") to track general stock market performance or provide a basis for superior investment performance. S&P's only relationship to Guggenheim Investments (the "Licensee") is the licensing of certain of their trademarks and of the S&P Indices which are determined, composed and calculated by S&P without regard to Licensee or the Guggenheim S&P Funds. S&P has no obligation to take the needs of Licensee or the owners of the Guggenheim S&P Funds into consideration in determining, composing or calculating the S&P Indices. S&P is not responsible for and has not participated in the determination of the prices and amount of the Guggenheim S&P Funds or the timing of the issuance or sale of the Guggenheim S&P Funds or in the determination or calculation of the equation by which the Guggenheim S&P Funds are to be converted into cash. S&P has no obligation or liability in connection with the administration, marketing, or trading of the Guggenheim S&P Funds.

S&P does not guarantee the accuracy and/or the completeness of the S&P Indices or any data included therein and S&P shall have no liability for any errors, omissions, or interruptions therein. S&P makes no warranty or condition, express or implied, as to results to be obtained by Licensee, owners of the Guggenheim S&P Funds, or any other person or entity from the use of the S&P Indices or any data included therein. S&P makes no express or implied warranties or conditions, and expressly disclaim all warranties or conditions of merchantability or fitness for a particular purpose or use with respect to the S&P Indices or any data included therein. Without limiting any of the foregoing, in no event shall S&P have any liability for any special, punitive, indirect, or consequential damages (including lost profits) resulting from the use of the S&P Indices or any data included therein, even if notified of the possibility of such damages.

"Standard & Poor's®," "S&P®," "S&P 500®," "Standard & Poor's 500®," "500®," "Standard & Poor's MidCap 400®," "S&P MidCap 400®," "Standard & Poor's SmallCap," "S&P SmallCap 600®," "S&P 500 Pure Value," "S&P 500 Pure Growth,"

"S&P MidCap 400 Pure Value," "S&P MidCap 400 Pure Growth," "S&P SmallCap 600 Pure Value," and "S&P SmallCap 600 Pure Growth" are trademarks of The McGraw-Hill Companies, Inc.

ADDITIONAL INFORMATION

Additional and more detailed information about the Funds is included in the SAI dated August 1, 2020, as revised from time to time. The SAI has been filed with the SEC and is incorporated by reference into this Prospectus and, therefore, legally forms a part of this Prospectus. Reports and other information about the Funds are available on the EDGAR Database on the SEC's Internet site at <http://www.sec.gov>, and copies of this information may be obtained, after paying a duplicating fee, by electronic request at the following E-mail address: publicinfo@sec.gov.

Additional information about the Funds' investments is available in the Annual and Semi-Annual Reports. Also, in the Funds' Annual Reports, you will find a discussion of the market conditions and investment strategies that significantly affected the Funds' performance during their last fiscal year. You may obtain a copy of the SAI or the Annual or Semi-Annual Reports, without charge by calling 800.820.0888 or 301.296.5100, visiting the Guggenheim Investments website at www.guggenheiminvestments.com, or writing to Rydex Series Funds at 702 King Farm Boulevard, Suite 200, Rockville, Maryland 20850.

No one has been authorized to give any information or to make any representations not contained in this Prospectus or in the SAI in connection with the offering of Fund shares. Do not rely on any such information or representations as having been authorized by the Funds or Guggenheim Investments. This Prospectus does not constitute an offering by the Funds in any jurisdiction where such an offering is not lawful.

The Trust's SEC registration number is 811-07584.

GUGGENHEIM

702 King Farm Boulevard, Suite 200

Rockville, MD 20850

800.820.0888

guggenheiminvestments.com