

**NUVEEN MUTUAL FUNDS
SUPPLEMENT DATED MARCH 3, 2021
TO PROSPECTUSES AND SUMMARY PROSPECTUSES**

Nuveen Investment Trust
Prospectus and Summary Prospectuses
dated October 28, 2020

Nuveen Investment Trust V
Prospectus and Summary Prospectus
dated January 29, 2021

Nuveen Investment Trust II
Prospectus and Summary Prospectus
dated October 28, 2020
Prospectuses and Summary Prospectuses
dated November 27, 2020

Nuveen Investment Funds, Inc.
Prospectus and Summary Prospectuses
dated April 30, 2020
Prospectus and Summary Prospectuses
dated October 28, 2020
Prospectus and Summary Prospectuses
dated February 26, 2021

Class R3 shares of each Fund will be converted to Class A shares of such Fund at the close of business on June 4, 2021.

Effective May 4, 2021, each Fund will stop accepting purchases of its Class R3 shares from new investors and existing shareholders, except that defined contribution retirement plans that hold Class R3 shares of a Fund as of today may continue to purchase Class R3 shares until June 3, 2021. Each Fund will also continue to issue Class R3 shares upon the exchange of Class R3 shares from another Nuveen mutual fund or for purposes of dividend reinvestment. The Funds reserve the right to modify the extent to which issuance of Class R3 shares is limited prior to the conversion. After the close of business on June 4, 2021, all outstanding Class R3 shares of each Fund will be converted to Class A shares of such Fund and Class R3 shares will no longer be available after that date.

PLEASE KEEP THIS WITH YOUR
FUND'S PROSPECTUS AND/OR SUMMARY PROSPECTUS
FOR FUTURE REFERENCE

MGN-CR3P-0321P

nuveen

A TIAA Company

Mutual Funds

26 February
2021

Fund Name	Class A	Class C	Class R3	Class R6	Class I
Nuveen Dividend Value Fund	FFEIX	FFECX	FEISX	FFEFX	FAQIX
Nuveen Large Cap Select Fund	FLRAX	FLYCX	—	—	FLRYX
Nuveen Mid Cap Growth Opportunities Fund	FRSLX	FMECX	FMEYX	FMEFX	FISGX
Nuveen Mid Cap Value Fund	FASEX	FACSX	FMVSX	FMVQX	FSEIX
Nuveen Small Cap Growth Opportunities Fund	FRMPX	FMPCX	FMPYX	FMPFX	FIMPX
Nuveen Small Cap Select Fund	EMGRX	FHMCX	ASEIX	ASEFX	ARSTX
Nuveen Small Cap Value Fund	FSCAX	FSCVX	FSVSX	FSCWX	FSCCX

The Securities and Exchange Commission has not approved or disapproved these securities or passed upon the adequacy of this prospectus. Any representation to the contrary is a criminal offense.

As permitted by regulations adopted by the Securities and Exchange Commission, paper copies of the Funds' annual and semi-annual shareholder reports will not be sent to you by mail unless you specifically request paper copies of the reports. Instead, the reports will be made available on the Funds' website (www.nuveen.com), and you will be notified by mail each time a report is posted and provided with a website link to access the report.

You may elect to receive shareholder reports and other communications from the Funds electronically at any time by contacting the financial intermediary (such as a broker-dealer or bank) through which you hold your Fund shares or, if you are a direct investor, by enrolling at www.nuveen.com/e-reports.

You may elect to receive all future shareholder reports in paper free of charge at any time by contacting your financial intermediary or, if you are a direct investor, by calling 800-257-8787 and selecting option #1. Your election to receive reports in paper will apply to all funds held in your account with your financial intermediary or, if you are a direct investor, to all your directly held Nuveen Funds and any other directly held funds within the same group of related investment companies.

Prospectus

Table of Contents

Section 1 Fund Summaries

Nuveen Dividend Value Fund	2
Nuveen Large Cap Select Fund	8
Nuveen Mid Cap Growth Opportunities Fund	13
Nuveen Mid Cap Value Fund	19
Nuveen Small Cap Growth Opportunities Fund	24
Nuveen Small Cap Select Fund	30
Nuveen Small Cap Value Fund	36

Section 2 How We Manage Your Money

Who Manages the Funds	42
More About Our Investment Strategies	45
What the Risks Are	47

Section 3 How You Can Buy and Sell Shares

What Share Classes We Offer	56
How to Reduce Your Sales Charge	60
How to Buy Shares	63
Special Services	64
How to Sell Shares	66

Section 4 General Information

Dividends, Distributions and Taxes	69
Distribution and Service Payments	70
Net Asset Value	72
Frequent Trading	73
Fund Service Providers	74

Section 5 Financial Highlights

Nuveen Dividend Value Fund	76
Nuveen Large Cap Select Fund	77
Nuveen Mid Cap Growth Opportunities Fund	78
Nuveen Mid Cap Value Fund	79
Nuveen Small Cap Growth Opportunities Fund	80
Nuveen Small Cap Select Fund	81
Nuveen Small Cap Value Fund	82
Appendix—Variations in Sales Charge Reductions and Waivers Available Through Certain Intermediaries	A-1

Section 1 Fund Summaries

Nuveen Dividend Value Fund

Investment Objective

The investment objective of the Fund is long-term growth of capital and income.

Fees and Expenses of the Fund

The following tables describe the fees and expenses that you may pay if you buy and hold shares of the Fund. You may qualify for sales charge discounts if you and your family invest, or agree to invest in the future, at least \$50,000 in the Fund or in other Nuveen Mutual Funds. More information about these and other discounts, as well as eligibility requirements for each share class, is available from your financial advisor and in “How You Can Buy and Sell Shares” on page 56 of the Fund’s prospectus and “Purchase and Redemption of Fund Shares” on page S-69 of the Fund’s statement of additional information. In addition, more information about sales charge discounts and waivers for purchases of shares through specific financial intermediaries is set forth in the appendix to the Fund’s prospectus entitled “Variations in Sales Charge Reductions and Waivers Available Through Certain Intermediaries.”

The tables and examples below do not reflect any commissions that shareholders may be required to pay directly to their financial intermediaries when buying or selling Class I shares.

Shareholder Fees

(fees paid directly from your investment)

	Class A	Class C	Class R3	Class R6	Class I
Maximum Sales Charge (Load) Imposed on Purchases (as a percentage of offering price)	5.75%	None	None	None	None
Maximum Deferred Sales Charge (Load) (as a percentage of the lesser of purchase price or redemption proceeds) ¹	None	1.00%	None	None	None
Maximum Sales Charge (Load) Imposed on Reinvested Dividends	None	None	None	None	None
Exchange Fee	None	None	None	None	None
Annual Low Balance Account Fee (for accounts under \$1,000) ²	\$15	\$15	None	None	\$15

Annual Fund Operating Expenses

(expenses that you pay each year as a percentage of the value of your investment)

	Class A	Class C	Class R3	Class R6	Class I
Management Fees	0.64%	0.64%	0.64%	0.64%	0.64%
Distribution and/or Service (12b-1) Fees	0.25%	1.00%	0.50%	0.00%	0.00%
Other Expenses	0.20%	0.20%	0.20%	0.06%	0.20%
Total Annual Fund Operating Expenses	1.09%	1.84%	1.34%	0.70%	0.84%
Fee Waivers and/or Expense Reimbursements ^{3,4}	(0.12)%	(0.12)%	(0.12)%	(0.12)%	(0.12)%
Total Annual Fund Operating Expenses After Fee Waivers and/or Expense Reimbursements	0.97%	1.72%	1.22%	0.58%	0.72%

¹ The contingent deferred sales charge on Class C shares applies only to redemptions within 12 months of purchase.

² Fee applies to the following types of accounts under \$1,000 held directly with the Fund: individual retirement accounts (IRAs), Coverdell Education Savings Accounts and accounts established pursuant to the Uniform Transfers to Minors Act (UTMA) or Uniform Gifts to Minors Act (UGMA).

³ Fee Waivers and/or Expense Reimbursements have been restated to reflect current fees.

⁴ The Fund’s investment adviser has agreed to waive fees and/or reimburse expenses through July 31, 2022 so that the total annual operating expenses of the Fund (excluding 12b-1 distribution and/or service fees, interest expenses, taxes, acquired fund fees and expenses, fees incurred in acquiring and disposing of portfolio securities and extraordinary expenses) do not exceed 0.74% of the average daily net assets of any class of Fund shares. However, because Class R6 shares are not subject to sub-transfer agent and similar fees, the total annual operating expenses for the Class R6 shares will be less than the expense limitation. This expense limitation may be terminated or modified prior to that date only with the approval of the Board of Directors of the Fund.

Example

The following example is intended to help you compare the cost of investing in the Fund with the cost of investing in other mutual funds. The example assumes that you invest \$10,000 in the Fund for the time periods indicated and then either redeem or do not redeem your shares at the end of a period. The example also assumes that your investment has a 5% return each year, that the Fund’s operating expenses remain the same and that the fee waivers currently in place are not

renewed beyond July 31, 2022. Although your actual costs may be higher or lower, based on these assumptions your costs would be:

	Class A	Class C	Class R3	Class R6	Class I
1 Year	\$ 668	\$ 175	\$ 124	\$ 59	\$ 74
3 Years	\$ 886	\$ 562	\$ 408	\$ 207	\$ 251
5 Years	\$ 1,126	\$ 980	\$ 718	\$ 373	\$ 449
10 Years	\$ 1,813	\$ 2,144	\$ 1,598	\$ 854	\$ 1,021

Portfolio Turnover

The Fund pays transaction costs, such as commissions, when it buys and sells securities (or “turns over” its portfolio). A higher portfolio turnover rate may indicate higher transaction costs and may result in higher taxes when Fund shares are held in a taxable account. These costs, which are not reflected in annual fund operating expenses or in the example, affect the Fund’s performance. During the most recent fiscal year, the Fund’s portfolio turnover rate was 117% of the average value of its portfolio.

Principal Investment Strategies

Under normal market conditions, the Fund invests at least 80% of the sum of its net assets and the amount of any borrowings for investment purposes in equity securities. In selecting securities, the Fund’s sub-adviser will invest in companies that it believes have the ability to pay above average dividends and finance expected growth and are trading at attractive valuations. The Fund’s sub-adviser will generally sell a security if the security is no longer expected to meet the sub-adviser’s dividend or growth expectations or if a better alternative exists in the marketplace.

The Fund will attempt to maintain a dividend that will grow over time. As a result, higher-yielding equity securities will generally represent the core holdings of the Fund. However, the Fund also may invest in lower-yielding, higher-growth equity securities if the sub-adviser believes they will help balance the portfolio. The Fund’s equity securities include common stocks, convertible preferred stocks, and corporate debt securities that are convertible into common stocks. All such equity securities will provide current income at the time of purchase.

The Fund invests in convertible securities in pursuit of both long-term growth of capital and income. The securities’ conversion features provide long-term growth potential, while interest payments on the securities provide income. The Fund may invest in convertible securities without regard to their ratings, and therefore may hold convertible securities which are rated lower than investment grade.

The Fund may invest up to 15% of its total assets in non-dollar denominated equity securities of non-U.S. issuers. In addition, the Fund may invest up to 25% of its assets, collectively, in non-dollar denominated equity securities of non-U.S. issuers and in dollar-denominated equity securities of non-U.S. issuers that are either listed on a U.S. stock exchange or represented by depositary receipts that may or may not be sponsored by a domestic bank. Up to 15% of the Fund’s total assets may be invested in equity securities of emerging market issuers.

The Fund may utilize options, futures contracts, options on futures contracts, and forward foreign currency exchange contracts (“*derivatives*”). The Fund may use these derivatives to manage market or business risk, enhance the Fund’s return, or hedge against adverse movements in currency exchange rates.

Principal Risks

The value of your investment in this Fund will change daily. You could lose money by investing in the Fund. An investment in the Fund is not a deposit of a bank and is not insured or guaranteed by the Federal Deposit Insurance Corporation or any other government agency. The principal risks of investing in the Fund listed below are presented alphabetically to facilitate your ability to find particular risks and compare them with the risks of other funds. Each risk summarized below is considered a “principal risk” of investing in the Fund, regardless of the order in which it appears.

Active Management Risk—The Fund’s sub-adviser actively manages the Fund’s investments. Consequently, the Fund is subject to the risk that the investment techniques and risk analyses employed by the Fund’s sub-adviser may not produce the desired results. This could cause the Fund to lose value or its investment results to lag relevant benchmarks or other funds with similar objectives.

Convertible Security Risk—Convertible securities are subject to certain risks of both equity and debt securities. The value of convertible securities may decline in response to such factors as rising interest rates and fluctuations in the market price of the common stock underlying the convertible securities.

Credit Risk—Credit risk is the risk that an issuer or other obligated party of a debt security may be unable or unwilling to make interest and principal payments when due and the related risk that the value of a debt security may decline because of concerns about the issuer's ability or willingness to make such payments.

Currency Risk—Changes in currency exchange rates will affect the value of non-U.S. securities, the value of dividends and interest earned from such securities, gains and losses realized on the sale of such securities, and derivative transactions tied to such securities. A strong U.S. dollar relative to these other currencies will adversely affect the value of the Fund's portfolio.

Cybersecurity Risk—Cybersecurity risk is the risk of an unauthorized breach and access to Fund assets, customer data (including private shareholder information), or proprietary information, or the risk of an incident occurring that causes the Fund, its investment adviser or sub-adviser, custodian, transfer agent, distributor or other service provider or a financial intermediary to suffer a data breach, data corruption or lose operational functionality. Successful cyber-attacks or other cyber-failures or events affecting the Fund or its service providers may adversely impact the Fund or its shareholders. Additionally, a cybersecurity breach could affect the issuers in which the Fund invests, which may cause the Fund's investments to lose value.

Derivatives Risk—The use of derivatives involves additional risks and transaction costs which could leave the Fund in a worse position than if it had not used these instruments. Derivative instruments can be used to acquire or to transfer the risk and returns of a security or other asset without buying or selling the security or asset. These instruments may entail investment exposures that are greater than their cost would suggest. As a result, a small investment in derivatives can result in losses that greatly exceed the original investment. Derivatives can be highly volatile, illiquid and difficult to value. An over-the-counter derivative transaction between the Fund and a counterparty that is not cleared through a central counterparty also involves the risk that a loss may be sustained as a result of the failure of the counterparty to the contract to make required payments. The payment obligation for a cleared derivative transaction is guaranteed by a central counterparty, which exposes the Fund to the creditworthiness of the central counterparty.

Dividend-Paying Security Risk—The Fund's investment in dividend-paying stocks could cause the Fund to underperform similar funds that invest without consideration of a company's track record of paying dividends. Stocks of companies with a history of paying dividends may not participate in a broad market advance to the same degree as most other stocks, and a sharp rise in interest rates or economic downturn could cause a company to unexpectedly reduce or eliminate its dividend. There is no guarantee that the issuers of the stocks held by the Fund will declare dividends in the future or that, if declared, they will remain at their current levels or increase over time.

Emerging Markets Risk—The risk of foreign investment often increases in countries with emerging markets. For example, these countries may have more unstable governments than developed countries and their economies may be based on only a few industries. Because their financial markets may be very small, prices of financial instruments in emerging market countries may be volatile and difficult to determine. Financial instruments of issuers in these countries may have lower overall liquidity than those of issuers in more developed countries. Financial and other reporting by companies and government entities also may be less reliable or difficult to obtain in emerging market countries. In addition, foreign investors such as the Fund are subject to a variety of special restrictions in many emerging market countries. Shareholder claims and regulatory actions that are available in the U.S. may be difficult or impossible to pursue in emerging market countries.

Equity Security Risk—Equity securities in the Fund's portfolio may decline significantly in price over short or extended periods of time, and such declines may occur because of declines in the equity market as a whole, or because of declines in only a particular country, company, industry, or sector of the market. Given the Fund's focus on dividend-paying securities, the Fund may, from time to time, have a greater exposure to higher dividend-yield sectors and industries than the broad equity market which would make the Fund more vulnerable to adverse developments affecting such sectors or industries.

Financial Services Sector Risk—The Fund currently invests a significant portion of its assets in the financial services sector, although this may change over time. Financial services companies are particularly sensitive to the adverse effects of economic recession; changes in government regulation; the availability of capital; volatile interest rates; and the health of the commercial and residential real estate markets.

Foreign Investment Risk—Non-U.S. issuers or U.S. issuers with significant non-U.S. operations may be subject to risks in addition to those of issuers located in or that principally operate in the United States as a result of, among other things, political, social and economic developments abroad and different legal, regulatory and tax environments. To the extent the

Fund invests a significant portion of its assets in the securities of companies in a single country or region, it may be more susceptible to adverse conditions affecting that country or region.

Frequent Trading Risk—The Fund's portfolio turnover rate may exceed 100%. Frequent trading of portfolio securities may produce capital gains, which are taxable to shareholders when distributed. Frequent trading may also increase the amount of commissions or mark-ups to broker-dealers that the Fund pays when it buys and sells securities, which may detract from the Fund's performance.

High Yield Securities Risk—High yield securities, which are rated below investment grade and commonly referred to as “junk” bonds, are high risk investments that may cause income and principal losses for the Fund. They generally are considered to be speculative with respect to the ability to pay interest and repay principal, have greater credit risk, are less liquid and have more volatile prices than investment grade securities.

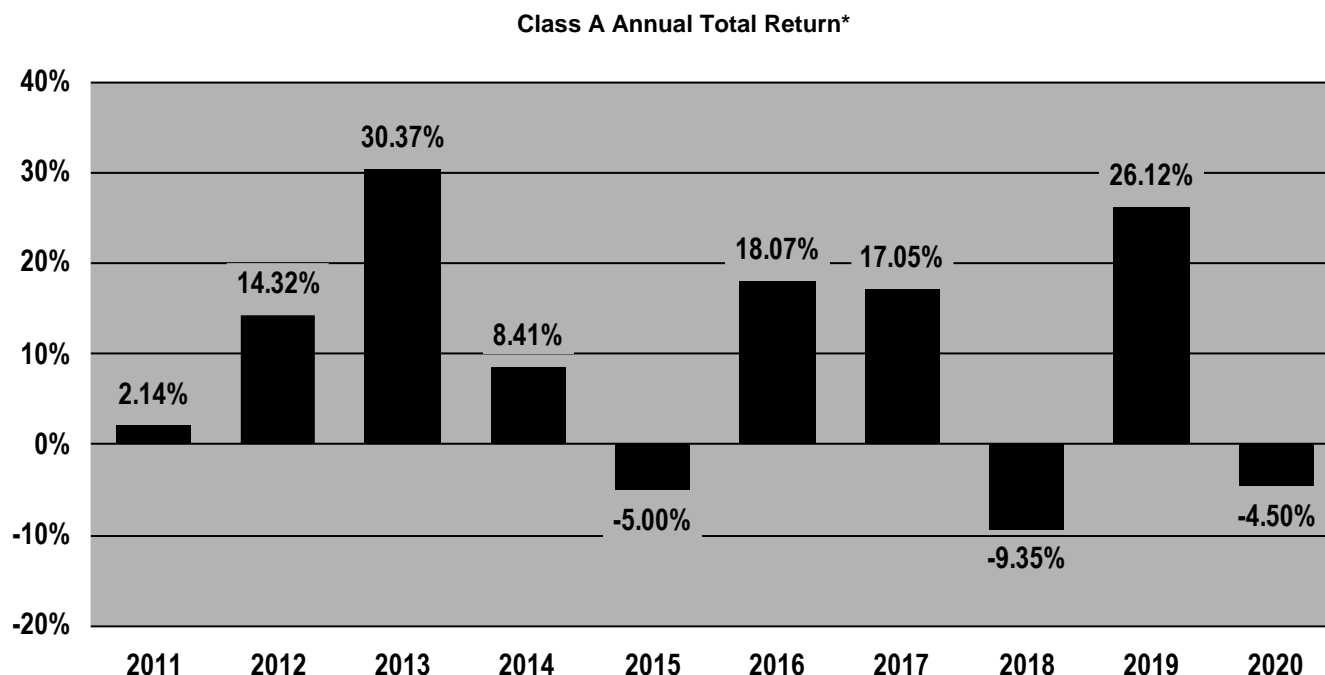
Interest Rate Risk—Interest rate risk is the risk that the value of the Fund's fixed-rate securities will decline because of rising interest rates. Very low or negative interest rates may magnify interest rate risk. Changing interest rates, including rates that fall below zero, may have unpredictable effects on markets, result in heightened market volatility and detract from the Fund's performance to the extent that it is exposed to such interest rates. Fixed-rate securities may be subject to a greater risk of rising interest rates than would normally be the case due to the current period of historically low rates and the effect of potential government fiscal policy initiatives and resulting market reaction to those initiatives. When interest rates change, the values of longer-duration fixed-rate securities usually change more than the values of shorter-duration fixed-rate securities. Conversely, fixed-rate securities with shorter durations or maturities will be less volatile but may provide lower returns than fixed-rate securities with longer durations or maturities. Rising interest rates also may lengthen the duration of securities with call features, since exercise of the call becomes less likely as interest rates rise, which in turn will make the securities more sensitive to changes in interest rates and result in even steeper price declines in the event of further interest rate increases.

Market Risk—The market value of the Fund's investments may go up or down, sometimes rapidly or unpredictably and for short or extended periods of time, due to the particular circumstances of individual issuers or due to general conditions impacting issuers more broadly. Global economies and financial markets have become highly interconnected, and thus economic, market or political conditions or events in one country or region might adversely impact the value of the Fund's investments whether or not the Fund invests in such country or region. Events such as war, terrorism, natural and environmental disasters and the spread of infectious illnesses or other public health emergencies may have a severe negative impact on the global economy, could cause financial markets to experience extreme volatility and losses, and could result in the disruption of trading and the reduction of liquidity in many instruments.

Fund Performance

The following bar chart and table provide some indication of the potential risks of investing in the Fund. The Fund's past performance (before and after taxes) is not necessarily an indication of how the Fund will perform in the future. Updated performance information is available at www.nuveen.com/performance or by calling (800) 257-8787.

The bar chart below shows the variability of the Fund's performance from year to year for Class A shares. The bar chart and highest/lowest quarterly returns that follow do not reflect sales charges, and if these charges were reflected, the returns would be less than those shown.



* The performance of the other share classes will differ due to their different expense structures.

During the ten-year period ended December 31, 2020, the Fund's highest and lowest quarterly returns were 15.48% and -29.03%, respectively, for the quarters ended December 31, 2020 and March 31, 2020.

The table below shows the variability of the Fund's average annual returns and how they compare over the time periods indicated with those of a broad measure of market performance and an index of funds with similar investment objectives. All after-tax returns are calculated using the historical highest individual federal marginal income tax rates and do not reflect the impact of state and local taxes. After-tax returns are shown for Class A shares only; after-tax returns for other share classes will vary. Your own actual after-tax returns will depend on your specific tax situation and may differ from what is shown here. After-tax returns are not relevant to investors who hold Fund shares in tax-deferred accounts such as IRAs or employer-sponsored retirement plans.

Both the bar chart and the table assume that all distributions have been reinvested. Performance reflects fee waivers, if any, in effect during the periods presented. If any such waivers had not been in place, returns would have been reduced.

	Inception Date	Average Annual Total Returns for the Periods Ended December 31, 2020			
		1 Year	5 Years	10 Years	Since Inception (Class R6)
Class A (return before taxes)	12/18/92	(10.00)%	7.29%	8.34%	N/A
Class A (return after taxes on distributions)		(10.41)%	4.93%	6.26%	N/A
Class A (return after taxes on distributions and sale of Fund shares)		(5.72)%	5.44%	6.43%	N/A
Class C (return before taxes)	2/1/99	(5.24)%	7.76%	8.18%	N/A
Class R3 (return before taxes)	9/24/01	(4.76)%	8.30%	8.73%	N/A
Class R6 (return before taxes)	2/28/13	(4.13)%	9.00%	N/A	9.04%
Class I (return before taxes)	8/2/94	(4.26)%	8.85%	9.26%	N/A
Russell 1000® Value Index ¹					
(reflects no deduction for fees, expenses or taxes)		2.80%	9.74%	10.50%	10.13%
Lipper Equity Income Funds Category Average ²					
(reflects no deduction for taxes or sales loads)		4.43%	9.90%	9.80%	9.68%

¹ An index that measures the performance of those Russell 1000® companies with lower price-to-book ratios and lower forecasted growth values.

² Represents the average annualized total return for all reporting funds in the Lipper Equity Income Funds Category.

Management

Investment Adviser

Nuveen Fund Advisors, LLC

Sub-Adviser

Nuveen Asset Management, LLC

Portfolio Managers

<u>Name</u>	<u>Title</u>	<u>Portfolio Manager of Fund Since</u>
David A. Chalupnik, CFA	Managing Director	October 2015
Evan F. Staples, CFA	Managing Director	March 2019

Purchase and Sale of Fund Shares

You may purchase, redeem or exchange shares of the Fund on any business day through a financial advisor or other financial intermediary. The Fund's initial and subsequent investment minimums generally are as follows, although certain financial intermediaries may impose their own investment minimums and the Fund may reduce or waive the minimums in some cases:

	Class A and Class C	Class R3	Class R6	Class I
Eligibility and Minimum Initial Investment	<p>\$3,000 for all accounts except:</p> <ul style="list-style-type: none">• \$2,500 for Traditional/Roth IRA accounts.• \$2,000 for Coverdell Education Savings Accounts.• \$250 for accounts opened through fee-based programs.• No minimum for retirement plans.	<p>Available only through certain retirement plans.</p> <p>No minimum.</p>	<p>Available only to certain qualified retirement plans and other investors as described in the prospectus and through fee-based programs.</p> <p>\$1 million for all accounts except:</p> <ul style="list-style-type: none">• \$100,000 for clients of financial intermediaries who charge such clients an ongoing fee for advisory, investment, consulting or related services.• No minimum for certain qualified retirement plans and certain other categories of eligible investors as described in the prospectus.	<p>Available only through fee-based programs and certain retirement plans, and to other limited categories of investors as described in the prospectus.</p> <p>\$100,000 for all accounts except:</p> <ul style="list-style-type: none">• \$250 for clients of financial intermediaries and family offices that have accounts holding Class I shares with an aggregate value of at least \$100,000 (or that are expected to reach this level).• No minimum for eligible retirement plans and certain other categories of eligible investors as described in the prospectus.
Minimum Additional Investment	\$100	No minimum.	No minimum.	No minimum.

Tax Information

The Fund's distributions are taxable and will generally be taxed as ordinary income or capital gains, unless you are investing through a tax-deferred account, such as an IRA or 401(k) plan (in which case you may be taxed upon withdrawal of your investment from such account).

Payments to Broker-Dealers and Other Financial Intermediaries

If you purchase shares of the Fund through a broker-dealer or other financial intermediary (such as a bank or financial advisor), the Fund, its distributor or its investment adviser may pay the intermediary for the sale of Fund shares and related services. These payments may create a conflict of interest by influencing the broker-dealer or other financial intermediary and your salesperson to recommend the Fund over another investment. Ask your financial advisor or visit your financial intermediary's website for more information.

Nuveen Large Cap Select Fund

Investment Objective

The investment objective of the Fund is capital appreciation.

Fees and Expenses of the Fund

The following tables describe the fees and expenses that you may pay if you buy and hold shares of the Fund. You may qualify for sales charge discounts if you and your family invest, or agree to invest in the future, at least \$50,000 in the Fund or in other Nuveen Mutual Funds. More information about these and other discounts, as well as eligibility requirements for each share class, is available from your financial advisor and in “How You Can Buy and Sell Shares” on page 56 of the Fund’s prospectus and “Purchase and Redemption of Fund Shares” on page S-69 of the Fund’s statement of additional information. In addition, more information about sales charge discounts and waivers for purchases of shares through specific financial intermediaries is set forth in the appendix to the Fund’s prospectus entitled “Variations in Sales Charge Reductions and Waivers Available Through Certain Intermediaries.”

The tables and examples below do not reflect any commissions that shareholders may be required to pay directly to their financial intermediaries when buying or selling Class I shares.

Shareholder Fees

(fees paid directly from your investment)

	Class A	Class C	Class I
Maximum Sales Charge (Load) Imposed on Purchases (as a percentage of offering price)	5.75%	None	None
Maximum Deferred Sales Charge (Load) (as a percentage of the lesser of purchase price or redemption proceeds) ¹	None	1.00%	None
Maximum Sales Charge (Load) Imposed on Reinvested Dividends	None	None	None
Exchange Fee	None	None	None
Annual Low Balance Account Fee (for accounts under \$1,000) ²	\$15	\$15	\$15

Annual Fund Operating Expenses

(expenses that you pay each year as a percentage of the value of your investment)

	Class A	Class C	Class I
Management Fees	0.70%	0.70%	0.70%
Distribution and/or Service (12b-1) Fees	0.25%	1.00%	0.00%
Other Expenses			
Interest and Related Expenses ³	0.01%	0.01%	0.01%
Remainder of Other Expenses	0.34%	0.34%	0.34%
Total Annual Fund Operating Expenses	1.30%	2.05%	1.05%
Fee Waivers and/or Expense Reimbursements ^{4,5}	(0.24)%	(0.24)%	(0.24)%
Total Annual Fund Operating Expenses After Fee Waivers and/or Expense Reimbursements	1.06%	1.81%	0.81%

¹ The contingent deferred sales charge on Class C shares applies only to redemptions within 12 months of purchase.

² Fee applies to the following types of accounts under \$1,000 held directly with the Fund: individual retirement accounts (IRAs), Coverdell Education Savings Accounts and accounts established pursuant to the Uniform Transfers to Minors Act (UTMA) or Uniform Gifts to Minors Act (UGMA).

³ Includes interest expense and fees related to Fund borrowing arrangements.

⁴ Fee Waivers and/or Expense Reimbursements have been restated to reflect current fees.

⁵ The Fund’s investment adviser has agreed to waive fees and/or reimburse expenses through July 31, 2022 so that the total annual operating expenses of the Fund (excluding 12b-1 distribution and/or service fees, interest expenses, taxes, acquired fund fees and expenses, fees incurred in acquiring and disposing of portfolio securities and extraordinary expenses) do not exceed 0.80% of the average daily net assets of any class of Fund shares. This expense limitation may be terminated or modified prior to that date only with the approval of the Board of Directors of the Fund.

Example

The following example is intended to help you compare the cost of investing in the Fund with the cost of investing in other mutual funds. The example assumes that you invest \$10,000 in the Fund for the time periods indicated and then either redeem or do not redeem your shares at the end of a period. The example also assumes that your investment has a 5% return each year, that the Fund’s operating expenses remain the same and that the fee waivers currently in place are not renewed beyond July 31, 2022. Although your actual costs may be higher or lower, based on these assumptions your costs would be:

	Class A	Class C	Class I
1 Year	\$ 677	\$ 184	\$ 83
3 Years	\$ 931	\$ 610	\$ 300
5 Years	\$ 1,216	\$ 1,072	\$ 546
10 Years	\$ 2,024	\$ 2,352	\$ 1,252

Portfolio Turnover

The Fund pays transaction costs, such as commissions, when it buys and sells securities (or “turns over” its portfolio). A higher portfolio turnover rate may indicate higher transaction costs and may result in higher taxes when Fund shares are held in a taxable account. These costs, which are not reflected in annual fund operating expenses or in the example, affect the Fund’s performance. During the most recent fiscal year, the Fund’s portfolio turnover rate was 101% of the average value of its portfolio.

Principal Investment Strategies

Under normal market conditions, the Fund invests at least 80% of the sum of its net assets and the amount of any borrowings for investment purposes in common stocks of large-capitalization companies, defined as companies that have market capitalizations of \$5 billion or greater.

The sub-adviser will select companies based on a combination of value and growth objectives, seeking companies that meet at least two of the following criteria:

- Attractively valued relative to other companies in the same industry or market.
- Strong or improving cash flows, revenue and earnings growth, or other fundamentals.
- Strong competitive position.
- An identifiable catalyst that could increase the value of the company’s stock over the next one or two years.

The Fund’s sub-adviser will generally sell a stock if the stock hits its price target, the company’s fundamentals or competitive position significantly deteriorate, or if a better alternative exists in the marketplace.

The Fund may invest up to 15% of its total assets in non-dollar denominated equity securities of non-U.S. issuers. In addition, the Fund may invest up to 25% of its assets, collectively, in non-dollar denominated equity securities of non-U.S. issuers and in dollar-denominated equity securities of non-U.S. issuers that are either listed on a U.S. stock exchange or represented by depositary receipts that may or may not be sponsored by a domestic bank. Up to 15% of the Fund’s total assets may be invested in equity securities of emerging market issuers.

The Fund may utilize options, futures contracts, options on futures contracts, and forward foreign currency exchange contracts (“*derivatives*”). The Fund may use these derivatives to manage market or business risk, enhance the Fund’s return, or hedge against adverse movements in currency exchange rates.

Principal Risks

The value of your investment in this Fund will change daily. You could lose money by investing in the Fund. An investment in the Fund is not a deposit of a bank and is not insured or guaranteed by the Federal Deposit Insurance Corporation or any other government agency. The principal risks of investing in the Fund listed below are presented alphabetically to facilitate your ability to find particular risks and compare them with the risks of other funds. Each risk summarized below is considered a “principal risk” of investing in the Fund, regardless of the order in which it appears.

Active Management Risk—The Fund’s sub-adviser actively manages the Fund’s investments. Consequently, the Fund is subject to the risk that the investment techniques and risk analyses employed by the Fund’s sub-adviser may not produce the desired results. This could cause the Fund to lose value or its investment results to lag relevant benchmarks or other funds with similar objectives.

Currency Risk—Changes in currency exchange rates will affect the value of non-U.S. securities, the value of dividends and interest earned from such securities, gains and losses realized on the sale of such securities, and derivative transactions tied to such securities. A strong U.S. dollar relative to these other currencies will adversely affect the value of the Fund’s portfolio.

Cybersecurity Risk—Cybersecurity risk is the risk of an unauthorized breach and access to Fund assets, customer data (including private shareholder information), or proprietary information, or the risk of an incident occurring that causes the Fund, its investment adviser or sub-adviser, custodian, transfer agent, distributor or other service provider or a financial intermediary to suffer a data breach, data corruption or lose operational functionality. Successful cyber-attacks or other

cyber-failures or events affecting the Fund or its service providers may adversely impact the Fund or its shareholders. Additionally, a cybersecurity breach could affect the issuers in which the Fund invests, which may cause the Fund's investments to lose value.

Derivatives Risk—The use of derivatives involves additional risks and transaction costs which could leave the Fund in a worse position than if it had not used these instruments. Derivative instruments can be used to acquire or to transfer the risk and returns of a security or other asset without buying or selling the security or asset. These instruments may entail investment exposures that are greater than their cost would suggest. As a result, a small investment in derivatives can result in losses that greatly exceed the original investment. Derivatives can be highly volatile, illiquid and difficult to value. An over-the-counter derivative transaction between the Fund and a counterparty that is not cleared through a central counterparty also involves the risk that a loss may be sustained as a result of the failure of the counterparty to the contract to make required payments. The payment obligation for a cleared derivative transaction is guaranteed by a central counterparty, which exposes the Fund to the creditworthiness of the central counterparty.

Emerging Markets Risk—The risk of foreign investment often increases in countries with emerging markets. For example, these countries may have more unstable governments than developed countries and their economies may be based on only a few industries. Because their financial markets may be very small, prices of financial instruments in emerging market countries may be volatile and difficult to determine. Financial instruments of issuers in these countries may have lower overall liquidity than those of issuers in more developed countries. Financial and other reporting by companies and government entities also may be less reliable or difficult to obtain in emerging market countries. In addition, foreign investors such as the Fund are subject to a variety of special restrictions in many emerging market countries. Shareholder claims and regulatory actions that are available in the U.S. may be difficult or impossible to pursue in emerging market countries.

Equity Security Risk—Equity securities in the Fund's portfolio may decline significantly in price over short or extended periods of time, and such declines may occur because of declines in the equity market as a whole, or because of declines in only a particular country, company, industry, or sector of the market. From time to time, the Fund may invest a significant portion of its assets in companies in one or more related sectors or industries which would make the Fund more vulnerable to adverse developments affecting such sectors or industries.

Foreign Investment Risk—Non-U.S. issuers or U.S. issuers with significant non-U.S. operations may be subject to risks in addition to those of issuers located in or that principally operate in the United States as a result of, among other things, political, social and economic developments abroad and different legal, regulatory and tax environments. To the extent the Fund invests a significant portion of its assets in the securities of companies in a single country or region, it may be more susceptible to adverse conditions affecting that country or region.

Frequent Trading Risk—The Fund's portfolio turnover rate may exceed 100%. Frequent trading of portfolio securities may produce capital gains, which are taxable to shareholders when distributed. Frequent trading may also increase the amount of commissions or mark-ups to broker-dealers that the Fund pays when it buys and sells securities, which may detract from the Fund's performance.

Information Technology Sector Risk—The Fund currently invests a significant portion of its assets in the information technology sector, although this may change over time. The information technology sector can be significantly affected by changes in, among other things, the supply and demand for specific products and services, the pace of technological development and product obsolescence, market competition, government regulation, and patent and intellectual property rights.

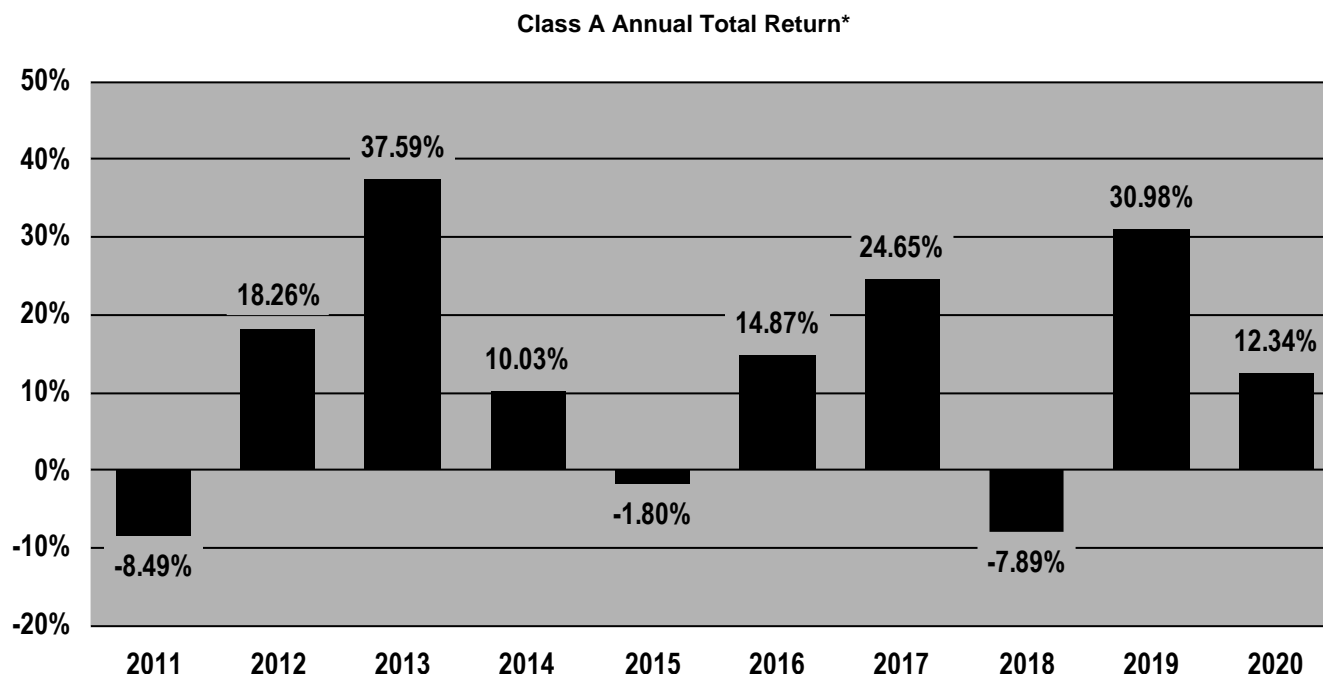
Large-Cap Company Risk—Because it invests primarily in securities of large-capitalization companies, the Fund may underperform funds that invest primarily in securities of smaller capitalization companies during periods when the securities of such companies are in favor.

Market Risk—The market value of the Fund's investments may go up or down, sometimes rapidly or unpredictably and for short or extended periods of time, due to the particular circumstances of individual issuers or due to general conditions impacting issuers more broadly. Global economies and financial markets have become highly interconnected, and thus economic, market or political conditions or events in one country or region might adversely impact the value of the Fund's investments whether or not the Fund invests in such country or region. Events such as war, terrorism, natural and environmental disasters and the spread of infectious illnesses or other public health emergencies may have a severe negative impact on the global economy, could cause financial markets to experience extreme volatility and losses, and could result in the disruption of trading and the reduction of liquidity in many instruments.

Fund Performance

The following bar chart and table provide some indication of the potential risks of investing in the Fund. The Fund's past performance (before and after taxes) is not necessarily an indication of how the Fund will perform in the future. Updated performance information is available at www.nuveen.com/performance or by calling (800) 257-8787.

The bar chart below shows the variability of the Fund's performance from year to year for Class A shares. The bar chart and highest/lowest quarterly returns that follow do not reflect sales charges, and if these charges were reflected, the returns would be less than those shown.



* The performance of the other share classes will differ due to their different expense structures.

During the ten-year period ended December 31, 2020, the Fund's highest and lowest quarterly returns were 18.17% and -21.33%, respectively, for the quarters ended June 30, 2020 and March 31, 2020.

The table below shows the variability of the Fund's average annual returns and how they compare over the time periods indicated with those of a broad measure of market performance and an index of funds with similar investment objectives. All after-tax returns are calculated using the historical highest individual federal marginal income tax rates and do not reflect the impact of state and local taxes. After-tax returns are shown for Class A shares only; after-tax returns for other share classes will vary. Your own actual after-tax returns will depend on your specific tax situation and may differ from what is shown here. After-tax returns are not relevant to investors who hold Fund shares in tax-deferred accounts such as IRAs or employer-sponsored retirement plans.

Both the bar chart and the table assume that all distributions have been reinvested. Performance reflects fee waivers, if any, in effect during the periods presented. If any such waivers had not been in place, returns would have been reduced.

	Average Annual Total Returns for the Periods Ended December 31, 2020		
	1 Year	5 Years	10 Years
Class A (return before taxes)	5.89%	12.84%	11.39%
Class A (return after taxes on distributions)	5.70%	12.38%	11.14%
Class A (return after taxes on distributions and sale of Fund shares)	3.62%	10.12%	9.41%
Class C (return before taxes)	11.45%	13.32%	11.21%
Class I (return before taxes)	12.63%	14.46%	12.33%
S&P 500® Index ¹			
(reflects no deduction for fees, expenses or taxes)	18.40%	15.22%	13.88%
Lipper Large-Cap Core Funds Category Average ²			
(reflects no deduction for taxes or sales loads)	16.68%	13.66%	12.38%

¹ An unmanaged index generally considered representative of the U.S. stock market.

² Represents the average annualized total return for all reporting funds in the Lipper Large-Cap Core Funds Category.

Management

Investment Adviser

Nuveen Fund Advisors, LLC

Sub-Adviser

Nuveen Asset Management, LLC

Portfolio Managers

<u>Name</u>	<u>Title</u>	<u>Portfolio Manager of Fund Since</u>
David A. Chalupnik, CFA	Senior Managing Director	January 2003
Evan F. Staples, CFA	Managing Director	April 2017

Purchase and Sale of Fund Shares

You may purchase, redeem or exchange shares of the Fund on any business day through a financial advisor or other financial intermediary. The Fund's initial and subsequent investment minimums generally are as follows, although certain financial intermediaries may impose their own investment minimums and the Fund may reduce or waive the minimums in some cases:

	Class A and Class C	Class I
Eligibility and Minimum Initial Investment	<p>\$3,000 for all accounts except:</p> <ul style="list-style-type: none">• \$2,500 for Traditional/Roth IRA accounts.• \$2,000 for Coverdell Education Savings Accounts.• \$250 for accounts opened through fee-based programs.• No minimum for retirement plans.	<p>Available only through fee-based programs and certain retirement plans, and to other limited categories of investors as described in the prospectus.</p> <p>\$100,000 for all accounts except:</p> <ul style="list-style-type: none">• \$250 for clients of financial intermediaries and family offices that have accounts holding Class I shares with an aggregate value of at least \$100,000 (or that are expected to reach this level).• No minimum for eligible retirement plans and certain other categories of eligible investors as described in the prospectus.
Minimum Additional Investment	\$100	No minimum.

Tax Information

The Fund's distributions are taxable and will generally be taxed as ordinary income or capital gains, unless you are investing through a tax-deferred account, such as an IRA or 401(k) plan (in which case you may be taxed upon withdrawal of your investment from such account).

Payments to Broker-Dealers and Other Financial Intermediaries

If you purchase shares of the Fund through a broker-dealer or other financial intermediary (such as a bank or financial advisor), the Fund, its distributor or its investment adviser may pay the intermediary for the sale of Fund shares and related services. These payments may create a conflict of interest by influencing the broker-dealer or other financial intermediary and your salesperson to recommend the Fund over another investment. Ask your financial advisor or visit your financial intermediary's website for more information.

Nuveen Mid Cap Growth Opportunities Fund

Investment Objective

The investment objective of the Fund is capital appreciation.

Fees and Expenses of the Fund

The following tables describe the fees and expenses that you may pay if you buy and hold shares of the Fund. You may qualify for sales charge discounts if you and your family invest, or agree to invest in the future, at least \$50,000 in the Fund or in other Nuveen Mutual Funds. More information about these and other discounts, as well as eligibility requirements for each share class, is available from your financial advisor and in “How You Can Buy and Sell Shares” on page 56 of the Fund’s prospectus and “Purchase and Redemption of Fund Shares” on page S-69 of the Fund’s statement of additional information. In addition, more information about sales charge discounts and waivers for purchases of shares through specific financial intermediaries is set forth in the appendix to the Fund’s prospectus entitled “Variations in Sales Charge Reductions and Waivers Available Through Certain Intermediaries.”

The tables and examples below do not reflect any commissions that shareholders may be required to pay directly to their financial intermediaries when buying or selling Class I shares.

Shareholder Fees

(fees paid directly from your investment)

	Class A	Class C	Class R3	Class R6	Class I
Maximum Sales Charge (Load) Imposed on Purchases (as a percentage of offering price)	5.75%	None	None	None	None
Maximum Deferred Sales Charge (Load) (as a percentage of the lesser of purchase price or redemption proceeds) ¹	None	1.00%	None	None	None
Maximum Sales Charge (Load) Imposed on Reinvested Dividends	None	None	None	None	None
Exchange Fee	None	None	None	None	None
Annual Low Balance Account Fee (for accounts under \$1,000) ²	\$15	\$15	None	None	\$15

Annual Fund Operating Expenses

(expenses that you pay each year as a percentage of the value of your investment)

	Class A	Class C	Class R3	Class R6	Class I
Management Fees	0.79%	0.79%	0.79%	0.79%	0.79%
Distribution and/or Service (12b-1) Fees	0.25%	1.00%	0.50%	0.00%	0.00%
Other Expenses	0.20%	0.20%	0.20%	0.09%	0.20%
Total Annual Fund Operating Expenses	1.24%	1.99%	1.49%	0.88%	0.99%
Fee Waivers and/or Expense Reimbursements ³	(0.07)%	(0.07)%	(0.07)%	(0.07)%	(0.07)%
Total Annual Fund Operating Expenses After Fee Waivers and/or Expense Reimbursements	1.17%	1.92%	1.42%	0.81%	0.92%

¹ The contingent deferred sales charge on Class C shares applies only to redemptions within 12 months of purchase.

² Fee applies to the following types of accounts under \$1,000 held directly with the Fund: individual retirement accounts (IRAs), Coverdell Education Savings Accounts and accounts established pursuant to the Uniform Transfers to Minors Act (UTMA) or Uniform Gifts to Minors Act (UGMA).

³ The Fund’s investment adviser has agreed to waive fees and/or reimburse expenses through July 31, 2022 so that the total annual operating expenses of the Fund (excluding 12b-1 distribution and/or service fees, interest expenses, taxes, acquired fund fees and expenses, fees incurred in acquiring and disposing of portfolio securities and extraordinary expenses) do not exceed 0.92% of the average daily net assets of any class of Fund shares. However, because Class R6 shares are not subject to sub-transfer agent and similar fees, the total annual operating expenses for the Class R6 shares will be less than the expense limitation. This expense limitation may be terminated or modified prior to that date only with the approval of the Board of Directors of the Fund.

Example

The following example is intended to help you compare the cost of investing in the Fund with the cost of investing in other mutual funds. The example assumes that you invest \$10,000 in the Fund for the time periods indicated and then either redeem or do not redeem your shares at the end of a period. The example also assumes that your investment has a 5% return each year, that the Fund’s operating expenses remain the same and that the fee waivers currently in place are not renewed beyond July 31, 2022. Although your actual costs may be higher or lower, based on these assumptions your costs would be:

	Class A	Class C	Class R3	Class R6	Class I
1 Year	\$ 687	\$ 195	\$ 145	\$ 83	\$ 94
3 Years	\$ 936	\$ 615	\$ 461	\$ 271	\$ 305
5 Years	\$ 1,208	\$ 1,063	\$ 804	\$ 478	\$ 537
10 Years	\$ 1,980	\$ 2,309	\$ 1,771	\$ 1,075	\$ 1,204

Portfolio Turnover

The Fund pays transaction costs, such as commissions, when it buys and sells securities (or “turns over” its portfolio). A higher portfolio turnover rate may indicate higher transaction costs and may result in higher taxes when Fund shares are held in a taxable account. These costs, which are not reflected in annual fund operating expenses or in the example, affect the Fund’s performance. During the most recent fiscal year, the Fund’s portfolio turnover rate was 89% of the average value of its portfolio.

Principal Investment Strategies

Under normal market conditions, the Fund invests at least 80% of the sum of its net assets and the amount of any borrowings for investment purposes in common stocks of mid-capitalization companies. Mid-capitalization companies are defined as companies that have market capitalizations within the market capitalization range of the companies in the Russell Midcap® Index on the last business day of the month in which its most recent reconstitution was completed. Reconstitution of the index currently is completed in June of each year. On June 30, 2020, the range of the index was \$557 million to \$48 billion.

In selecting stocks, the Fund’s sub-adviser invests in companies that it believes exhibit the potential for superior growth based on factors such as above-average growth in revenue and earnings, strong competitive position, strong management, and sound financial condition. The Fund’s sub-adviser will generally sell a stock if the stock hits its price target, the company’s fundamentals or competitive position significantly deteriorate, or if a better alternative exists in the marketplace.

The Fund may invest up to 15% of its total assets in non-dollar denominated equity securities of non-U.S. issuers. In addition, the Fund may invest up to 25% of its assets, collectively, in non-dollar denominated equity securities of non-U.S. issuers and in dollar-denominated equity securities of non-U.S. issuers that are either listed on a U.S. stock exchange or represented by depositary receipts that may or may not be sponsored by a domestic bank. Up to 15% of the Fund’s total assets may be invested in equity securities of emerging market issuers.

The Fund may utilize options, futures contracts, options on futures contracts, and forward foreign currency exchange contracts (“*derivatives*”). The Fund may use these derivatives to manage market or business risk, enhance the Fund’s return, or hedge against adverse movements in currency exchange rates.

Principal Risks

The value of your investment in this Fund will change daily. You could lose money by investing in the Fund. An investment in the Fund is not a deposit of a bank and is not insured or guaranteed by the Federal Deposit Insurance Corporation or any other government agency. The principal risks of investing in the Fund listed below are presented alphabetically to facilitate your ability to find particular risks and compare them with the risks of other funds. Each risk summarized below is considered a “principal risk” of investing in the Fund, regardless of the order in which it appears.

Active Management Risk—The Fund’s sub-adviser actively manages the Fund’s investments. Consequently, the Fund is subject to the risk that the investment techniques and risk analyses employed by the Fund’s sub-adviser may not produce the desired results. This could cause the Fund to lose value or its investment results to lag relevant benchmarks or other funds with similar objectives.

Currency Risk—Changes in currency exchange rates will affect the value of non-U.S. securities, the value of dividends and interest earned from such securities, gains and losses realized on the sale of such securities, and derivative transactions tied to such securities. A strong U.S. dollar relative to these other currencies will adversely affect the value of the Fund’s portfolio.

Cybersecurity Risk—Cybersecurity risk is the risk of an unauthorized breach and access to Fund assets, customer data (including private shareholder information), or proprietary information, or the risk of an incident occurring that causes the Fund, its investment adviser or sub-adviser, custodian, transfer agent, distributor or other service provider or a financial intermediary to suffer a data breach, data corruption or lose operational functionality. Successful cyber-attacks or other cyber-failures or events affecting the Fund or its service providers may adversely impact the Fund or its shareholders.

Additionally, a cybersecurity breach could affect the issuers in which the Fund invests, which may cause the Fund's investments to lose value.

Derivatives Risk—The use of derivatives involves additional risks and transaction costs which could leave the Fund in a worse position than if it had not used these instruments. Derivative instruments can be used to acquire or to transfer the risk and returns of a security or other asset without buying or selling the security or asset. These instruments may entail investment exposures that are greater than their cost would suggest. As a result, a small investment in derivatives can result in losses that greatly exceed the original investment. Derivatives can be highly volatile, illiquid and difficult to value. An over-the-counter derivative transaction between the Fund and a counterparty that is not cleared through a central counterparty also involves the risk that a loss may be sustained as a result of the failure of the counterparty to the contract to make required payments. The payment obligation for a cleared derivative transaction is guaranteed by a central counterparty, which exposes the Fund to the creditworthiness of the central counterparty.

Emerging Markets Risk—The risk of foreign investment often increases in countries with emerging markets. For example, these countries may have more unstable governments than developed countries and their economies may be based on only a few industries. Because their financial markets may be very small, prices of financial instruments in emerging market countries may be volatile and difficult to determine. Financial instruments of issuers in these countries may have lower overall liquidity than those of issuers in more developed countries. Financial and other reporting by companies and government entities also may be less reliable or difficult to obtain in emerging market countries. In addition, foreign investors such as the Fund are subject to a variety of special restrictions in many emerging market countries. Shareholder claims and regulatory actions that are available in the U.S. may be difficult or impossible to pursue in emerging market countries.

Equity Security Risk—Equity securities in the Fund's portfolio may decline significantly in price over short or extended periods of time, and such declines may occur because of declines in the equity market as a whole, or because of declines in only a particular country, company, industry, or sector of the market. From time to time, the Fund may invest a significant portion of its assets in companies in one or more related sectors or industries which would make the Fund more vulnerable to adverse developments affecting such sectors or industries.

Foreign Investment Risk—Non-U.S. issuers or U.S. issuers with significant non-U.S. operations may be subject to risks in addition to those of issuers located in or that principally operate in the United States as a result of, among other things, political, social and economic developments abroad and different legal, regulatory and tax environments. To the extent the Fund invests a significant portion of its assets in the securities of companies in a single country or region, it may be more susceptible to adverse conditions affecting that country or region.

Growth Stock Risk—Growth stocks tend to be more volatile than certain other types of stocks and their prices usually fluctuate more dramatically than the overall stock market. A stock with growth characteristics can have sharp price declines due to decreases in current or expected earnings and may lack dividends that can help cushion its share price in a declining market.

Health Care Sector Risk—The Fund currently invests a significant portion of its assets in the health care sector, although this may change over time. Health care companies may be affected by government regulations and government health care programs, increases or decreases in the cost of medical products and services, changes in patent and intellectual property rights and product liability claims, among other factors.

Information Technology Sector Risk—The Fund currently invests a significant portion of its assets in the information technology sector, although this may change over time. The information technology sector can be significantly affected by changes in, among other things, the supply and demand for specific products and services, the pace of technological development and product obsolescence, market competition, government regulation, and patent and intellectual property rights.

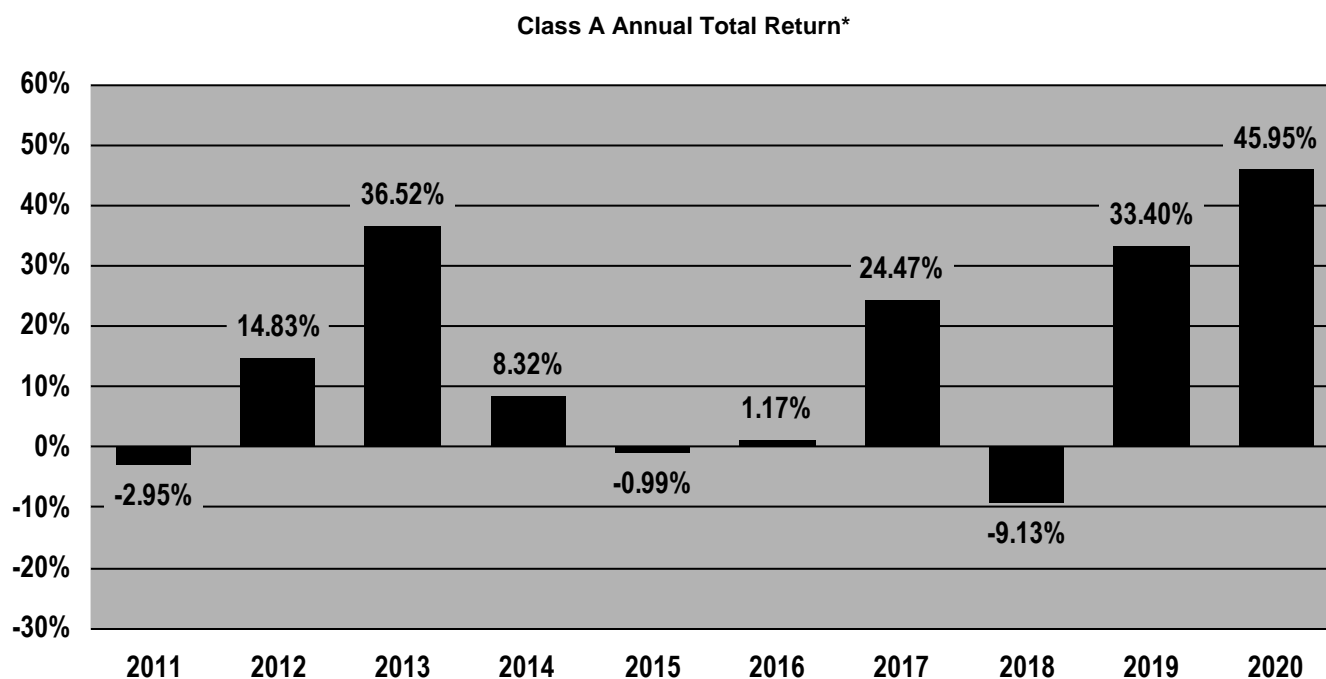
Market Risk—The market value of the Fund's investments may go up or down, sometimes rapidly or unpredictably and for short or extended periods of time, due to the particular circumstances of individual issuers or due to general conditions impacting issuers more broadly. Global economies and financial markets have become highly interconnected, and thus economic, market or political conditions or events in one country or region might adversely impact the value of the Fund's investments whether or not the Fund invests in such country or region. Events such as war, terrorism, natural and environmental disasters and the spread of infectious illnesses or other public health emergencies may have a severe negative impact on the global economy, could cause financial markets to experience extreme volatility and losses, and could result in the disruption of trading and the reduction of liquidity in many instruments.

Mid-Cap Company Risk—Securities of mid-cap companies may be subject to more abrupt or erratic market movements than those of larger, more established companies or broader market averages in general.

Fund Performance

The following bar chart and table provide some indication of the potential risks of investing in the Fund. The Fund's past performance (before and after taxes) is not necessarily an indication of how the Fund will perform in the future. Updated performance information is available at www.nuveen.com/performance or by calling (800) 257-8787.

The bar chart below shows the variability of the Fund's performance from year to year for Class A shares. The bar chart and highest/lowest quarterly returns that follow do not reflect sales charges, and if these charges were reflected, the returns would be less than those shown.



* The performance of the other share classes will differ due to their different expense structures.

During the ten-year period ended December 31, 2020, the Fund's highest and lowest quarterly returns were 32.26% and -19.08%, respectively, for the quarters ended June 30, 2020 and December 31, 2018.

The table below shows the variability of the Fund's average annual returns and how they compare over the time periods indicated with those of a broad measure of market performance and an index of funds with similar investment objectives. All after-tax returns are calculated using the historical highest individual federal marginal income tax rates and do not reflect the impact of state and local taxes. After-tax returns are shown for Class A shares only; after-tax returns for other share classes will vary. Your own actual after-tax returns will depend on your specific tax situation and may differ from what is shown here. After-tax returns are not relevant to investors who hold Fund shares in tax-deferred accounts such as IRAs or employer-sponsored retirement plans.

Both the bar chart and the table assume that all distributions have been reinvested. Performance reflects fee waivers, if any, in effect during the periods presented. If any such waivers had not been in place, returns would have been reduced.

		Average Annual Total Returns for the Periods Ended December 31, 2020			
	Inception Date	1 Year	5 Years	10 Years	Since Inception (Class R6)
Class A (return before taxes)	1/9/95	37.57%	16.00%	13.11%	N/A
Class A (return after taxes on distributions)		33.31%	11.65%	9.54%	N/A
Class A (return after taxes on distributions and sale of Fund shares)		24.79%	11.50%	9.58%	N/A
Class C (return before taxes)	9/24/01	44.87%	16.50%	12.93%	N/A
Class R3 (return before taxes)	12/11/00	45.57%	17.09%	13.49%	N/A
Class R6 (return before taxes)	2/28/13	46.43%	17.82%	N/A	15.85%
Class I (return before taxes)	12/28/89	46.33%	17.68%	14.06%	N/A
Russell Midcap® Growth Index¹ (reflects no deduction for fees, expenses or taxes)		35.59%	18.66%	15.04%	16.57%
Lipper Mid-Cap Growth Funds Category Average² (reflects no deduction for taxes or sales loads)		41.42%	18.85%	14.53%	16.30%

¹ An index that measures the performance of the mid-cap growth segment of the U.S. equity universe. It includes those Russell Midcap® Index companies with higher price-to-book ratios and higher forecasted growth values.

² Represents the average annualized total return for all reporting funds in the Lipper Mid-Cap Growth Funds Category.

Management

Investment Adviser

Nuveen Fund Advisors, LLC

Sub-Adviser

Nuveen Asset Management, LLC

Portfolio Managers

<u>Name</u>	<u>Title</u>	<u>Portfolio Manager of Fund Since</u>
Gregory J. Ryan, CFA	Managing Director	March 2019
Bihag N. Patel, CFA	Managing Director	February 2020

Purchase and Sale of Fund Shares

You may purchase, redeem or exchange shares of the Fund on any business day through a financial advisor or other financial intermediary. The Fund's initial and subsequent investment minimums generally are as follows, although certain financial intermediaries may impose their own investment minimums and the Fund may reduce or waive the minimums in some cases:

	Class A and Class C	Class R3	Class R6	Class I
Eligibility and Minimum Initial Investment	\$3,000 for all accounts except: <ul style="list-style-type: none"> • \$2,500 for Traditional/Roth IRA accounts. • \$2,000 for Coverdell Education Savings Accounts. • \$250 for accounts opened through fee-based programs. • No minimum for retirement plans. 	Available only through certain retirement plans. No minimum.	Available only to certain qualified retirement plans and other investors as described in the prospectus and through fee-based programs. \$1 million for all accounts except: <ul style="list-style-type: none"> • \$100,000 for clients of financial intermediaries who charge such clients an ongoing fee for advisory, investment, consulting or related services. • No minimum for certain qualified retirement plans and certain other categories of eligible investors as described in the prospectus. 	Available only through fee-based programs and certain retirement plans, and to other limited categories of investors as described in the prospectus. \$100,000 for all accounts except: <ul style="list-style-type: none"> • \$250 for clients of financial intermediaries and family offices that have accounts holding Class I shares with an aggregate value of at least \$100,000 (or that are expected to reach this level). • No minimum for eligible retirement plans and certain other categories of eligible investors as described in the prospectus.
Minimum Additional Investment	\$100	No minimum.	No minimum.	No minimum.

Tax Information

The Fund's distributions are taxable and will generally be taxed as ordinary income or capital gains, unless you are investing through a tax-deferred account, such as an IRA or 401(k) plan (in which case you may be taxed upon withdrawal of your investment from such account).

Payments to Broker-Dealers and Other Financial Intermediaries

If you purchase shares of the Fund through a broker-dealer or other financial intermediary (such as a bank or financial advisor), the Fund, its distributor or its investment adviser may pay the intermediary for the sale of Fund shares and related services. These payments may create a conflict of interest by influencing the broker-dealer or other financial intermediary and your salesperson to recommend the Fund over another investment. Ask your financial advisor or visit your financial intermediary's website for more information.

Nuveen Mid Cap Value Fund

Investment Objective

The investment objective of the Fund is capital appreciation.

Fees and Expenses of the Fund

The following tables describe the fees and expenses that you may pay if you buy and hold shares of the Fund. You may qualify for sales charge discounts if you and your family invest, or agree to invest in the future, at least \$50,000 in the Fund or in other Nuveen Mutual Funds. More information about these and other discounts, as well as eligibility requirements for each share class, is available from your financial advisor and in “How You Can Buy and Sell Shares” on page 56 of the Fund’s prospectus and “Purchase and Redemption of Fund Shares” on page S-69 of the Fund’s statement of additional information. In addition, more information about sales charge discounts and waivers for purchases of shares through specific financial intermediaries is set forth in the appendix to the Fund’s prospectus entitled “Variations in Sales Charge Reductions and Waivers Available Through Certain Intermediaries.”

The tables and examples below do not reflect any commissions that shareholders may be required to pay directly to their financial intermediaries when buying or selling Class I shares.

Shareholder Fees

(fees paid directly from your investment)

	Class A	Class C	Class R3	Class R6	Class I
Maximum Sales Charge (Load) Imposed on Purchases (as a percentage of offering price)	5.75%	None	None	None	None
Maximum Deferred Sales Charge (Load) (as a percentage of the lesser of purchase price or redemption proceeds) ¹	None	1.00%	None	None	None
Maximum Sales Charge (Load) Imposed on Reinvested Dividends	None	None	None	None	None
Exchange Fee	None	None	None	None	None
Annual Low Balance Account Fee (for accounts under \$1,000) ²	\$15	\$15	None	None	\$15

Annual Fund Operating Expenses

(expenses that you pay each year as a percentage of the value of your investment)

	Class A	Class C	Class R3	Class R6	Class I
Management Fees	0.79%	0.79%	0.79%	0.79%	0.79%
Distribution and/or Service (12b-1) Fees	0.25%	1.00%	0.50%	0.00%	0.00%
Other Expenses	0.23%	0.23%	0.23%	0.10%	0.23%
Total Annual Fund Operating Expenses	1.27%	2.02%	1.52%	0.89%	1.02%
Fee Waivers and/or Expense Reimbursements ³	(0.10)%	(0.10)%	(0.10)%	(0.11)%	(0.10)%
Total Annual Fund Operating Expenses After Fee Waivers and/or Expense Reimbursements	1.17%	1.92%	1.42%	0.78%	0.92%

¹ The contingent deferred sales charge on Class C shares applies only to redemptions within 12 months of purchase.

² Fee applies to the following types of accounts under \$1,000 held directly with the Fund: individual retirement accounts (IRAs), Coverdell Education Savings Accounts and accounts established pursuant to the Uniform Transfers to Minors Act (UTMA) or Uniform Gifts to Minors Act (UGMA).

³ The Fund’s investment adviser has agreed to waive fees and/or reimburse expenses through July 31, 2022 so that the total annual operating expenses of the Fund (excluding 12b-1 distribution and/or service fees, interest expenses, taxes, acquired fund fees and expenses, fees incurred in acquiring and disposing of portfolio securities and extraordinary expenses) do not exceed 0.92% of the average daily net assets of any class of Fund shares. However, because Class R6 shares are not subject to sub-transfer agent and similar fees, the total annual operating expenses for the Class R6 shares will be less than the expense limitation. This expense limitation may be terminated or modified prior to that date only with the approval of the Board of Directors of the Fund.

Example

The following example is intended to help you compare the cost of investing in the Fund with the cost of investing in other mutual funds. The example assumes that you invest \$10,000 in the Fund for the time periods indicated and then either redeem or do not redeem your shares at the end of a period. The example also assumes that your investment has a 5% return each year, that the Fund’s operating expenses remain the same and that the fee waivers currently in place are not renewed beyond July 31, 2022. Although your actual costs may be higher or lower, based on these assumptions your costs would be:

	Class A	Class C	Class R3	Class R6	Class I
1 Year	\$ 687	\$ 195	\$ 145	\$ 80	\$ 94
3 Years	\$ 941	\$ 620	\$ 466	\$ 268	\$ 310
5 Years	\$ 1,219	\$ 1,075	\$ 815	\$ 478	\$ 549
10 Years	\$ 2,009	\$ 2,337	\$ 1,800	\$ 1,082	\$ 1,235

Portfolio Turnover

The Fund pays transaction costs, such as commissions, when it buys and sells securities (or “turns over” its portfolio). A higher portfolio turnover rate may indicate higher transaction costs and may result in higher taxes when Fund shares are held in a taxable account. These costs, which are not reflected in annual fund operating expenses or in the example, affect the Fund’s performance. During the most recent fiscal year, the Fund’s portfolio turnover rate was 56% of the average value of its portfolio.

Principal Investment Strategies

Under normal market conditions, the Fund invests at least 80% of the sum of its net assets and the amount of any borrowings for investment purposes in common stocks of mid-capitalization companies. Mid-capitalization companies are defined as companies that have market capitalizations within the market capitalization range of the companies in the Russell Midcap® Index on the last business day of the month in which its most recent reconstitution was completed. Reconstitution of the index currently is completed in June of each year. On June 30, 2020, the range of the index was \$557 million to \$48 billion.

In selecting stocks, the Fund’s sub-adviser invests in companies that it believes are undervalued relative to other companies in the same industry or market, exhibit good or improving fundamentals, and exhibit an identifiable catalyst that could close the gap between market value and fair value over the next one to two years. The Fund’s sub-adviser will generally sell a stock if the stock hits its price target, the company’s fundamentals or competitive position significantly deteriorate, or if a better alternative exists in the marketplace.

The Fund may invest up to 15% of its total assets in non-dollar denominated equity securities of non-U.S. issuers. In addition, the Fund may invest up to 25% of its assets, collectively, in non-dollar denominated equity securities of non-U.S. issuers and in dollar-denominated equity securities of non-U.S. issuers that are either listed on a U.S. stock exchange or represented by depositary receipts that may or may not be sponsored by a domestic bank. Up to 15% of the Fund’s total assets may be invested in equity securities of emerging market issuers.

The Fund may utilize options, futures contracts, options on futures contracts, and forward foreign currency exchange contracts (“*derivatives*”). The Fund may use these derivatives to manage market or business risk, enhance the Fund’s return, or hedge against adverse movements in currency exchange rates.

Principal Risks

The value of your investment in this Fund will change daily. You could lose money by investing in the Fund. An investment in the Fund is not a deposit of a bank and is not insured or guaranteed by the Federal Deposit Insurance Corporation or any other government agency. The principal risks of investing in the Fund listed below are presented alphabetically to facilitate your ability to find particular risks and compare them with the risks of other funds. Each risk summarized below is considered a “principal risk” of investing in the Fund, regardless of the order in which it appears.

Active Management Risk—The Fund’s sub-adviser actively manages the Fund’s investments. Consequently, the Fund is subject to the risk that the investment techniques and risk analyses employed by the Fund’s sub-adviser may not produce the desired results. This could cause the Fund to lose value or its investment results to lag relevant benchmarks or other funds with similar objectives.

Currency Risk—Changes in currency exchange rates will affect the value of non-U.S. securities, the value of dividends and interest earned from such securities, gains and losses realized on the sale of such securities, and derivative transactions tied to such securities. A strong U.S. dollar relative to these other currencies will adversely affect the value of the Fund’s portfolio.

Cybersecurity Risk—Cybersecurity risk is the risk of an unauthorized breach and access to Fund assets, customer data (including private shareholder information), or proprietary information, or the risk of an incident occurring that causes the Fund, its investment adviser or sub-adviser, custodian, transfer agent, distributor or other service provider or a financial intermediary to suffer a data breach, data corruption or lose operational functionality. Successful cyber-attacks or other cyber-failures or events affecting the Fund or its service providers may adversely impact the Fund or its shareholders.

Additionally, a cybersecurity breach could affect the issuers in which the Fund invests, which may cause the Fund's investments to lose value.

Derivatives Risk—The use of derivatives involves additional risks and transaction costs which could leave the Fund in a worse position than if it had not used these instruments. Derivative instruments can be used to acquire or to transfer the risk and returns of a security or other asset without buying or selling the security or asset. These instruments may entail investment exposures that are greater than their cost would suggest. As a result, a small investment in derivatives can result in losses that greatly exceed the original investment. Derivatives can be highly volatile, illiquid and difficult to value. An over-the-counter derivative transaction between the Fund and a counterparty that is not cleared through a central counterparty also involves the risk that a loss may be sustained as a result of the failure of the counterparty to the contract to make required payments. The payment obligation for a cleared derivative transaction is guaranteed by a central counterparty, which exposes the Fund to the creditworthiness of the central counterparty.

Emerging Markets Risk—The risk of foreign investment often increases in countries with emerging markets. For example, these countries may have more unstable governments than developed countries and their economies may be based on only a few industries. Because their financial markets may be very small, prices of financial instruments in emerging market countries may be volatile and difficult to determine. Financial instruments of issuers in these countries may have lower overall liquidity than those of issuers in more developed countries. Financial and other reporting by companies and government entities also may be less reliable or difficult to obtain in emerging market countries. In addition, foreign investors such as the Fund are subject to a variety of special restrictions in many emerging market countries. Shareholder claims and regulatory actions that are available in the U.S. may be difficult or impossible to pursue in emerging market countries.

Equity Security Risk—Equity securities in the Fund's portfolio may decline significantly in price over short or extended periods of time, and such declines may occur because of declines in the equity market as a whole, or because of declines in only a particular country, company, industry, or sector of the market. From time to time, the Fund may invest a significant portion of its assets in companies in one or more related sectors or industries which would make the Fund more vulnerable to adverse developments affecting such sectors or industries.

Foreign Investment Risk—Non-U.S. issuers or U.S. issuers with significant non-U.S. operations may be subject to risks in addition to those of issuers located in or that principally operate in the United States as a result of, among other things, political, social and economic developments abroad and different legal, regulatory and tax environments. To the extent the Fund invests a significant portion of its assets in the securities of companies in a single country or region, it may be more susceptible to adverse conditions affecting that country or region.

Market Risk—The market value of the Fund's investments may go up or down, sometimes rapidly or unpredictably and for short or extended periods of time, due to the particular circumstances of individual issuers or due to general conditions impacting issuers more broadly. Global economies and financial markets have become highly interconnected, and thus economic, market or political conditions or events in one country or region might adversely impact the value of the Fund's investments whether or not the Fund invests in such country or region. Events such as war, terrorism, natural and environmental disasters and the spread of infectious illnesses or other public health emergencies may have a severe negative impact on the global economy, could cause financial markets to experience extreme volatility and losses, and could result in the disruption of trading and the reduction of liquidity in many instruments.

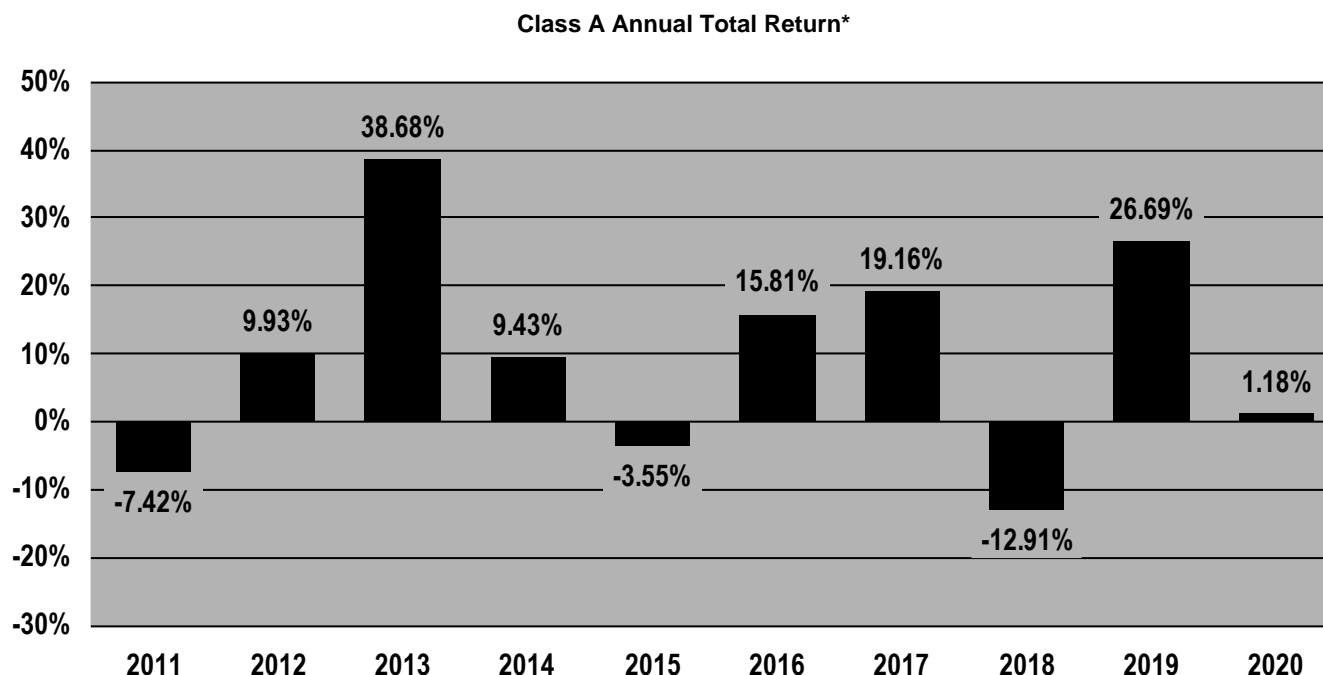
Mid-Cap Company Risk—Securities of mid-cap companies may be subject to more abrupt or erratic market movements than those of larger, more established companies or broader market averages in general.

Value Stock Risk—Value stocks are securities of companies that typically trade at a perceived discount to their intrinsic value and at valuation discounts relative to companies in the same industry. Value stocks often times are also in sectors that trade at a discount to the broader market. The reasons for their discount may vary greatly, but some examples may include adverse business, industry or other developments that may cause the company to be subject to special risks. The intrinsic value of a stock with value characteristics may be difficult to identify and may not be fully recognized by the market for a long time or a stock identified to be undervalued may actually be appropriately priced at a low level.

Fund Performance

The following bar chart and table provide some indication of the potential risks of investing in the Fund. The Fund's past performance (before and after taxes) is not necessarily an indication of how the Fund will perform in the future. Updated performance information is available at www.nuveen.com/performance or by calling (800) 257-8787.

The bar chart below shows the variability of the Fund's performance from year to year for Class A shares. The bar chart and highest/lowest quarterly returns that follow do not reflect sales charges, and if these charges were reflected, the returns would be less than those shown.



* The performance of the other share classes will differ due to their different expense structures.

During the ten-year period ended December 31, 2020, the Fund's highest and lowest quarterly returns were 20.78% and -32.55%, respectively, for the quarters ended December 31, 2020 and March 31, 2020.

The table below shows the variability of the Fund's average annual returns and how they compare over the time periods indicated with those of a broad measure of market performance and an index of funds with similar investment objectives. All after-tax returns are calculated using the historical highest individual federal marginal income tax rates and do not reflect the impact of state and local taxes. After-tax returns are shown for Class A shares only; after-tax returns for other share classes will vary. Your own actual after-tax returns will depend on your specific tax situation and may differ from what is shown here. After-tax returns are not relevant to investors who hold Fund shares in tax-deferred accounts such as IRAs or employer-sponsored retirement plans.

Both the bar chart and the table assume that all distributions have been reinvested. Performance reflects fee waivers, if any, in effect during the periods presented. If any such waivers had not been in place, returns would have been reduced.

	Inception Date	Average Annual Total Returns for the Periods Ended December 31, 2020			
		1 Year	5 Years	10 Years	Since Inception (Class R6)
Class A (return before taxes)	12/22/87	(4.63)%	7.74%	8.02%	N/A
Class A (return after taxes on distributions)		(4.87)%	6.86%	7.41%	N/A
Class A (return after taxes on distributions and sale of Fund shares)		(2.57)%	5.98%	6.44%	N/A
Class C (return before taxes)	2/1/99	0.41%	8.21%	7.85%	N/A
Class R3 (return before taxes)	9/24/01	0.92%	8.75%	8.39%	N/A
Class R6 (return before taxes)	6/20/18	1.55%	N/A	N/A	3.05%
Class I (return before taxes)	2/4/94	1.42%	9.29%	8.93%	N/A
Russell Midcap® Value Index ¹					
(reflects no deduction for fees, expenses or taxes)		4.96%	9.73%	10.49%	5.93%
Lipper Mid-Cap Value Funds Category Average ²					
(reflects no deduction for taxes or sales loads)		2.51%	7.83%	8.76%	2.67%

¹ An index that measures the performance of the mid-cap value segment of the U.S. equity universe. It includes those Russell Midcap® Index companies with lower price-to-book ratios and lower forecasted growth values.

² Represents the average annualized total return for all reporting funds in the Lipper Mid-Cap Value Funds Category.

Management

Investment Adviser

Nuveen Fund Advisors, LLC

Sub-Adviser

Nuveen Asset Management, LLC

Portfolio Manager

<u>Name</u>	<u>Title</u>	<u>Portfolio Manager of Fund Since</u>
Karen L. Bowie, CFA	Managing Director	April 2012

Purchase and Sale of Fund Shares

You may purchase, redeem or exchange shares of the Fund on any business day through a financial advisor or other financial intermediary. The Fund's initial and subsequent investment minimums generally are as follows, although certain financial intermediaries may impose their own investment minimums and the Fund may reduce or waive the minimums in some cases:

	Class A and Class C	Class R3	Class R6	Class I
Eligibility and Minimum Initial Investment	\$3,000 for all accounts except: <ul style="list-style-type: none">• \$2,500 for Traditional/Roth IRA accounts.• \$2,000 for Coverdell Education Savings Accounts.• \$250 for accounts opened through fee-based programs.• No minimum for retirement plans.	Available only through certain retirement plans. No minimum.	Available only to certain qualified retirement plans and other investors as described in the prospectus and through fee-based programs. \$1 million for all accounts except: <ul style="list-style-type: none">• \$100,000 for clients of financial intermediaries who charge such clients an ongoing fee for advisory, investment, consulting or related services.• No minimum for certain qualified retirement plans and certain other categories of eligible investors as described in the prospectus.	Available only through fee-based programs and certain retirement plans, and to other limited categories of investors as described in the prospectus. \$100,000 for all accounts except: <ul style="list-style-type: none">• \$250 for clients of financial intermediaries and family offices that have accounts holding Class I shares with an aggregate value of at least \$100,000 (or that are expected to reach this level).• No minimum for eligible retirement plans and certain other categories of eligible investors as described in the prospectus.
Minimum Additional Investment	\$100	No minimum.	No minimum.	No minimum.

Tax Information

The Fund's distributions are taxable and will generally be taxed as ordinary income or capital gains, unless you are investing through a tax-deferred account, such as an IRA or 401(k) plan (in which case you may be taxed upon withdrawal of your investment from such account).

Payments to Broker-Dealers and Other Financial Intermediaries

If you purchase shares of the Fund through a broker-dealer or other financial intermediary (such as a bank or financial advisor), the Fund, its distributor or its investment adviser may pay the intermediary for the sale of Fund shares and related services. These payments may create a conflict of interest by influencing the broker-dealer or other financial intermediary and your salesperson to recommend the Fund over another investment. Ask your financial advisor or visit your financial intermediary's website for more information.

Nuveen Small Cap Growth Opportunities Fund

Investment Objective

The investment objective of the Fund is growth of capital.

Fees and Expenses of the Fund

The following tables describe the fees and expenses that you may pay if you buy and hold shares of the Fund. You may qualify for sales charge discounts if you and your family invest, or agree to invest in the future, at least \$50,000 in the Fund or in other Nuveen Mutual Funds. More information about these and other discounts, as well as eligibility requirements for each share class, is available from your financial advisor and in “How You Can Buy and Sell Shares” on page 56 of the Fund’s prospectus and “Purchase and Redemption of Fund Shares” on page S-69 of the Fund’s statement of additional information. In addition, more information about sales charge discounts and waivers for purchases of shares through specific financial intermediaries is set forth in the appendix to the Fund’s prospectus entitled “Variations in Sales Charge Reductions and Waivers Available Through Certain Intermediaries.”

The tables and examples below do not reflect any commissions that shareholders may be required to pay directly to their financial intermediaries when buying or selling Class I shares.

Shareholder Fees

(fees paid directly from your investment)

	Class A	Class C	Class R3	Class R6	Class I
Maximum Sales Charge (Load) Imposed on Purchases (as a percentage of offering price)	5.75%	None	None	None	None
Maximum Deferred Sales Charge (Load) (as a percentage of the lesser of purchase price or redemption proceeds) ¹	None	1.00%	None	None	None
Maximum Sales Charge (Load) Imposed on Reinvested Dividends	None	None	None	None	None
Exchange Fee	None	None	None	None	None
Annual Low Balance Account Fee (for accounts under \$1,000) ²	\$15	\$15	None	None	\$15

Annual Fund Operating Expenses

(expenses that you pay each year as a percentage of the value of your investment)

	Class A	Class C	Class R3	Class R6	Class I
Management Fees	0.83%	0.83%	0.83%	0.83%	0.83%
Distribution and/or Service (12b-1) Fees	0.25%	1.00%	0.50%	0.00%	0.00%
Other Expenses	0.34%	0.34%	0.34%	0.15%	0.34%
Acquired Fund Fees and Expenses	0.01%	0.01%	0.01%	0.01%	0.01%
Total Annual Fund Operating Expenses	1.43%	2.18%	1.68%	0.99%	1.18%
Fee Waivers and/or Expense Reimbursements ³	(0.20)%	(0.20)%	(0.20)%	(0.20)%	(0.20)%
Total Annual Fund Operating Expenses After Fee Waivers and/or Expense Reimbursements	1.23%	1.98%	1.48%	0.79%	0.98%

¹ The contingent deferred sales charge on Class C shares applies only to redemptions within 12 months of purchase.

² Fee applies to the following types of accounts under \$1,000 held directly with the Fund: individual retirement accounts (IRAs), Coverdell Education Savings Accounts and accounts established pursuant to the Uniform Transfers to Minors Act (UTMA) or Uniform Gifts to Minors Act (UGMA).

³ The Fund’s investment adviser has agreed to waive fees and/or reimburse expenses through July 31, 2022 so that the total annual operating expenses of the Fund (excluding 12b-1 distribution and/or service fees, interest expenses, taxes, acquired fund fees and expenses, fees incurred in acquiring and disposing of portfolio securities and extraordinary expenses) do not exceed 0.99% of the average daily net assets of any class of Fund shares. However, because Class R6 shares are not subject to sub-transfer agent and similar fees, the total annual operating expenses for the Class R6 shares will be less than the expense limitation. This expense limitation may be terminated or modified prior to that date only with the approval of the Board of Directors of the Fund.

Example

The following example is intended to help you compare the cost of investing in the Fund with the cost of investing in other mutual funds. The example assumes that you invest \$10,000 in the Fund for the time periods indicated and then either redeem or do not redeem your shares at the end of a period. The example also assumes that your investment has a 5% return each year, that the Fund’s operating expenses remain the same and that the fee waivers currently in place are not renewed beyond July 31, 2022. Although your actual costs may be higher or lower, based on these assumptions your costs would be:

	Class A	Class C	Class R3	Class R6	Class I
1 Year	\$ 693	\$ 201	\$ 151	\$ 81	\$ 100
3 Years	\$ 975	\$ 655	\$ 502	\$ 287	\$ 346
5 Years	\$ 1,286	\$ 1,143	\$ 886	\$ 519	\$ 621
10 Years	\$ 2,166	\$ 2,491	\$ 1,963	\$ 1,187	\$ 1,406

Portfolio Turnover

The Fund pays transaction costs, such as commissions, when it buys and sells securities (or “turns over” its portfolio). A higher portfolio turnover rate may indicate higher transaction costs and may result in higher taxes when Fund shares are held in a taxable account. These costs, which are not reflected in annual fund operating expenses or in the example, affect the Fund’s performance. During the most recent fiscal year, the Fund’s portfolio turnover rate was 105% of the average value of its portfolio.

Principal Investment Strategies

Under normal market conditions, the Fund invests at least 80% of the sum of its net assets and the amount of any borrowings for investment purposes in common stocks of small-capitalization companies. Small-capitalization companies are defined as companies that have market capitalizations within the market capitalization range of the companies in the Russell 2000® Index on the last business day of the month in which its most recent reconstitution was completed. Reconstitution of the index currently is completed in June of each year. On June 30, 2020, the range of the index was \$41 million to \$12.4 billion.

In selecting stocks, the Fund’s sub-adviser invests in companies that it believes exhibit the potential for superior growth based on factors such as above-average growth in revenue and earnings, strong competitive position, strong management, and sound financial condition. The Fund’s sub-adviser will generally sell a stock if the stock hits its price target, the company’s fundamentals or competitive position significantly deteriorate, or if a better alternative exists in the marketplace.

The Fund may invest up to 15% of its total assets in non-dollar denominated equity securities of non-U.S. issuers. In addition, the Fund may invest up to 25% of its assets, collectively, in non-dollar denominated equity securities of non-U.S. issuers and in dollar-denominated equity securities of non-U.S. issuers that are either listed on a U.S. stock exchange or represented by depositary receipts that may or may not be sponsored by a domestic bank. Up to 15% of the Fund’s total assets may be invested in equity securities of emerging market issuers.

The Fund may utilize options, futures contracts, options on futures contracts, and forward foreign currency exchange contracts (“*derivatives*”). The Fund may use these derivatives to manage market or business risk, enhance the Fund’s return, or hedge against adverse movements in currency exchange rates.

Principal Risks

The value of your investment in this Fund will change daily. You could lose money by investing in the Fund. An investment in the Fund is not a deposit of a bank and is not insured or guaranteed by the Federal Deposit Insurance Corporation or any other government agency. The principal risks of investing in the Fund listed below are presented alphabetically to facilitate your ability to find particular risks and compare them with the risks of other funds. Each risk summarized below is considered a “principal risk” of investing in the Fund, regardless of the order in which it appears.

Active Management Risk—The Fund’s sub-adviser actively manages the Fund’s investments. Consequently, the Fund is subject to the risk that the investment techniques and risk analyses employed by the Fund’s sub-adviser may not produce the desired results. This could cause the Fund to lose value or its investment results to lag relevant benchmarks or other funds with similar objectives.

Currency Risk—Changes in currency exchange rates will affect the value of non-U.S. securities, the value of dividends and interest earned from such securities, gains and losses realized on the sale of such securities, and derivative transactions tied to such securities. A strong U.S. dollar relative to these other currencies will adversely affect the value of the Fund’s portfolio.

Cybersecurity Risk—Cybersecurity risk is the risk of an unauthorized breach and access to Fund assets, customer data (including private shareholder information), or proprietary information, or the risk of an incident occurring that causes the Fund, its investment adviser or sub-adviser, custodian, transfer agent, distributor or other service provider or a financial intermediary to suffer a data breach, data corruption or lose operational functionality. Successful cyber-attacks or other cyber-failures or events affecting the Fund or its service providers may adversely impact the Fund or its shareholders.

Additionally, a cybersecurity breach could affect the issuers in which the Fund invests, which may cause the Fund's investments to lose value.

Derivatives Risk—The use of derivatives involves additional risks and transaction costs which could leave the Fund in a worse position than if it had not used these instruments. Derivative instruments can be used to acquire or to transfer the risk and returns of a security or other asset without buying or selling the security or asset. These instruments may entail investment exposures that are greater than their cost would suggest. As a result, a small investment in derivatives can result in losses that greatly exceed the original investment. Derivatives can be highly volatile, illiquid and difficult to value. An over-the-counter derivative transaction between the Fund and a counterparty that is not cleared through a central counterparty also involves the risk that a loss may be sustained as a result of the failure of the counterparty to the contract to make required payments. The payment obligation for a cleared derivative transaction is guaranteed by a central counterparty, which exposes the Fund to the creditworthiness of the central counterparty.

Emerging Markets Risk—The risk of foreign investment often increases in countries with emerging markets. For example, these countries may have more unstable governments than developed countries and their economies may be based on only a few industries. Because their financial markets may be very small, prices of financial instruments in emerging market countries may be volatile and difficult to determine. Financial instruments of issuers in these countries may have lower overall liquidity than those of issuers in more developed countries. Financial and other reporting by companies and government entities also may be less reliable or difficult to obtain in emerging market countries. In addition, foreign investors such as the Fund are subject to a variety of special restrictions in many emerging market countries. Shareholder claims and regulatory actions that are available in the U.S. may be difficult or impossible to pursue in emerging market countries.

Equity Security Risk—Equity securities in the Fund's portfolio may decline significantly in price over short or extended periods of time, and such declines may occur because of declines in the equity market as a whole, or because of declines in only a particular country, company, industry, or sector of the market. From time to time, the Fund may invest a significant portion of its assets in companies in one or more related sectors or industries which would make the Fund more vulnerable to adverse developments affecting such sectors or industries.

Foreign Investment Risk—Non-U.S. issuers or U.S. issuers with significant non-U.S. operations may be subject to risks in addition to those of issuers located in or that principally operate in the United States as a result of, among other things, political, social and economic developments abroad and different legal, regulatory and tax environments. To the extent the Fund invests a significant portion of its assets in the securities of companies in a single country or region, it may be more susceptible to adverse conditions affecting that country or region.

Frequent Trading Risk—The Fund's portfolio turnover rate may exceed 100%. Frequent trading of portfolio securities may produce capital gains, which are taxable to shareholders when distributed. Frequent trading may also increase the amount of commissions or mark-ups to broker-dealers that the Fund pays when it buys and sells securities, which may detract from the Fund's performance.

Growth Stock Risk—Growth stocks tend to be more volatile than certain other types of stocks and their prices usually fluctuate more dramatically than the overall stock market. A stock with growth characteristics can have sharp price declines due to decreases in current or expected earnings and may lack dividends that can help cushion its share price in a declining market.

Health Care Sector Risk—The Fund currently invests a significant portion of its assets in the health care sector, although this may change over time. Health care companies may be affected by government regulations and government health care programs, increases or decreases in the cost of medical products and services, changes in patent and intellectual property rights and product liability claims, among other factors.

Information Technology Sector Risk—The Fund currently invests a significant portion of its assets in the information technology sector, although this may change over time. The information technology sector can be significantly affected by changes in, among other things, the supply and demand for specific products and services, the pace of technological development and product obsolescence, market competition, government regulation, and patent and intellectual property rights.

Market Risk—The market value of the Fund's investments may go up or down, sometimes rapidly or unpredictably and for short or extended periods of time, due to the particular circumstances of individual issuers or due to general conditions impacting issuers more broadly. Global economies and financial markets have become highly interconnected, and thus economic, market or political conditions or events in one country or region might adversely impact the value of the Fund's investments whether or not the Fund invests in such country or region. Events such as war, terrorism, natural and

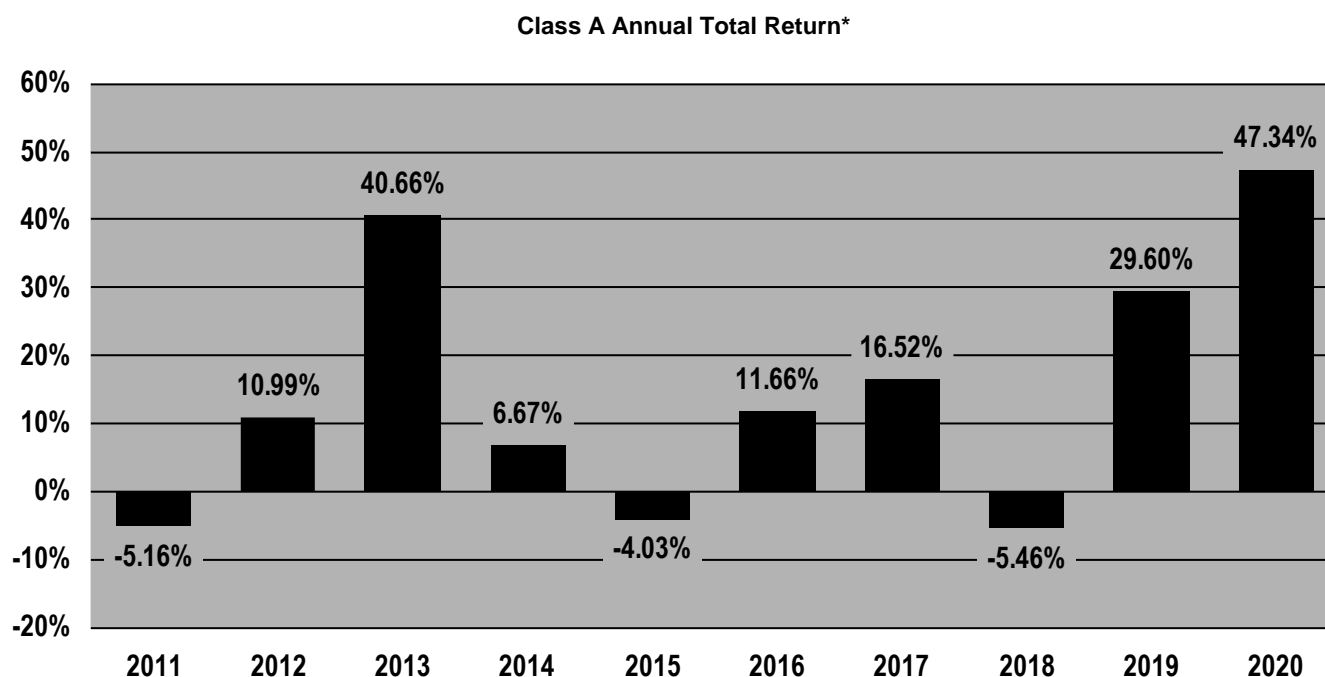
environmental disasters and the spread of infectious illnesses or other public health emergencies may have a severe negative impact on the global economy, could cause financial markets to experience extreme volatility and losses, and could result in the disruption of trading and the reduction of liquidity in many instruments.

Small-Cap Company Risk—Securities of small-cap companies involve substantial risk. Prices of small-cap securities may be subject to more abrupt or erratic movements, and to wider fluctuations, than security prices of larger, more established companies or broader market averages in general. It may be difficult to sell small-cap securities at the desired time and price.

Fund Performance

The following bar chart and table provide some indication of the potential risks of investing in the Fund. The Fund's past performance (before and after taxes) is not necessarily an indication of how the Fund will perform in the future. Updated performance information is available at www.nuveen.com/performance or by calling (800) 257-8787.

The bar chart below shows the variability of the Fund's performance from year to year for Class A shares. The bar chart and highest/lowest quarterly returns that follow do not reflect sales charges, and if these charges were reflected, the returns would be less than those shown.



* The performance of the other share classes will differ due to their different expense structures.

During the ten-year period ended December 31, 2020, the Fund's highest and lowest quarterly returns were 34.53% and -22.43%, respectively, for the quarters ended June 30, 2020 and September 30, 2011.

The table below shows the variability of the Fund's average annual returns and how they compare over the time periods indicated with those of a broad measure of market performance and an index of funds with similar investment objectives. All after-tax returns are calculated using the historical highest individual federal marginal income tax rates and do not reflect the impact of state and local taxes. After-tax returns are shown for Class A shares only; after-tax returns for other share classes will vary. Your own actual after-tax returns will depend on your specific tax situation and may differ from what is shown here. After-tax returns are not relevant to investors who hold Fund shares in tax-deferred accounts such as IRAs or employer-sponsored retirement plans.

Both the bar chart and the table assume that all distributions have been reinvested. Performance reflects fee waivers, if any, in effect during the periods presented. If any such waivers had not been in place, returns would have been reduced.

	Inception Date	Average Annual Total Returns for the Periods Ended December 31, 2020			
		1 Year	5 Years	10 Years	Since Inception (Class R6)
Class A (return before taxes)	8/1/95	38.85%	17.23%	12.87%	N/A
Class A (return after taxes on distributions)		34.56%	14.59%	10.03%	N/A
Class A (return after taxes on distributions and sale of Fund shares)		25.08%	12.94%	9.35%	N/A
Class C (return before taxes)	9/24/01	46.25%	17.75%	12.69%	N/A
Class R3 (return before taxes)	12/11/00	46.95%	18.32%	13.25%	N/A
Class R6 (return before taxes)	6/30/16	48.05%	N/A	N/A	22.34%
Class I (return before taxes)	8/1/95	47.69%	18.92%	13.82%	N/A
Russell 2000® Growth Index¹ (reflects no deduction for fees, expenses or taxes)		34.63%	16.36%	13.48%	18.75%
Lipper Small-Cap Growth Funds Category Average² (reflects no deduction for taxes or sales loads)		38.35%	17.68%	13.52%	20.05%

¹ An index that measures the performance of those Russell 2000® companies with higher price-to-book ratios and higher forecasted growth values.

² Represents the average annualized total return for all reporting funds in the Lipper Small-Cap Growth Funds Category.

Management

Investment Adviser

Nuveen Fund Advisors, LLC

Sub-Adviser

Nuveen Asset Management, LLC

Portfolio Manager

Name

Jon A. Loth, CFA

Title

Managing Director

Portfolio Manager of Fund Since

October 2007

Purchase and Sale of Fund Shares

You may purchase, redeem or exchange shares of the Fund on any business day through a financial advisor or other financial intermediary. The Fund's initial and subsequent investment minimums generally are as follows, although certain financial intermediaries may impose their own investment minimums and the Fund may reduce or waive the minimums in some cases:

	Class A and Class C	Class R3	Class R6	Class I
Eligibility and Minimum Initial Investment	\$3,000 for all accounts except: <ul style="list-style-type: none"> • \$2,500 for Traditional/Roth IRA accounts. • \$2,000 for Coverdell Education Savings Accounts. • \$250 for accounts opened through fee-based programs. • No minimum for retirement plans. 	Available only through certain retirement plans. No minimum.	Available only to certain qualified retirement plans and other investors as described in the prospectus and through fee-based programs. \$1 million for all accounts except: <ul style="list-style-type: none"> • \$100,000 for clients of financial intermediaries who charge such clients an ongoing fee for advisory, investment, consulting or related services. • No minimum for certain qualified retirement plans and certain other categories of eligible investors as described in the prospectus. 	Available only through fee-based programs and certain retirement plans, and to other limited categories of investors as described in the prospectus. \$100,000 for all accounts except: <ul style="list-style-type: none"> • \$250 for clients of financial intermediaries and family offices that have accounts holding Class I shares with an aggregate value of at least \$100,000 (or that are expected to reach this level). • No minimum for eligible retirement plans and certain other categories of eligible investors as described in the prospectus.
Minimum Additional Investment	\$100	No minimum.	No minimum.	No minimum.

Tax Information

The Fund's distributions are taxable and will generally be taxed as ordinary income or capital gains, unless you are investing through a tax-deferred account, such as an IRA or 401(k) plan (in which case you may be taxed upon withdrawal of your investment from such account).

Payments to Broker-Dealers and Other Financial Intermediaries

If you purchase shares of the Fund through a broker-dealer or other financial intermediary (such as a bank or financial advisor), the Fund, its distributor or its investment adviser may pay the intermediary for the sale of Fund shares and related services. These payments may create a conflict of interest by influencing the broker-dealer or other financial intermediary and your salesperson to recommend the Fund over another investment. Ask your financial advisor or visit your financial intermediary's website for more information.

Nuveen Small Cap Select Fund

Investment Objective

The investment objective of the Fund is capital appreciation.

Fees and Expenses of the Fund

The following tables describe the fees and expenses that you may pay if you buy and hold shares of the Fund. You may qualify for sales charge discounts if you and your family invest, or agree to invest in the future, at least \$50,000 in the Fund or in other Nuveen Mutual Funds. More information about these and other discounts, as well as eligibility requirements for each share class, is available from your financial advisor and in “How You Can Buy and Sell Shares” on page 56 of the Fund’s prospectus and “Purchase and Redemption of Fund Shares” on page S-69 of the Fund’s statement of additional information. In addition, more information about sales charge discounts and waivers for purchases of shares through specific financial intermediaries is set forth in the appendix to the Fund’s prospectus entitled “Variations in Sales Charge Reductions and Waivers Available Through Certain Intermediaries.”

The tables and examples below do not reflect any commissions that shareholders may be required to pay directly to their financial intermediaries when buying or selling Class I shares.

Shareholder Fees

(fees paid directly from your investment)

	Class A	Class C	Class R3	Class R6	Class I
Maximum Sales Charge (Load) Imposed on Purchases (as a percentage of offering price)	5.75%	None	None	None	None
Maximum Deferred Sales Charge (Load) (as a percentage of the lesser of purchase price or redemption proceeds) ¹	None	1.00%	None	None	None
Maximum Sales Charge (Load) Imposed on Reinvested Dividends	None	None	None	None	None
Exchange Fee	None	None	None	None	None
Annual Low Balance Account Fee (for accounts under \$1,000) ²	\$15	\$15	None	None	\$15

Annual Fund Operating Expenses

(expenses that you pay each year as a percentage of the value of your investment)

	Class A	Class C	Class R3	Class R6	Class I
Management Fees	0.85%	0.85%	0.85%	0.85%	0.85%
Distribution and/or Service (12b-1) Fees	0.25%	1.00%	0.50%	0.00%	0.00%
Other Expenses	0.38%	0.38%	0.38%	0.24%	0.38%
Total Annual Fund Operating Expenses	1.48%	2.23%	1.73%	1.09%	1.23%
Fee Waivers and/or Expense Reimbursements ³	(0.24)%	(0.24)%	(0.24)%	(0.23)%	(0.24)%
Total Annual Fund Operating Expenses After Fee Waivers and/or Expense Reimbursements	1.24%	1.99%	1.49%	0.86%	0.99%

¹ The contingent deferred sales charge on Class C shares applies only to redemptions within 12 months of purchase.

² Fee applies to the following types of accounts under \$1,000 held directly with the Fund: individual retirement accounts (IRAs), Coverdell Education Savings Accounts and accounts established pursuant to the Uniform Transfers to Minors Act (UTMA) or Uniform Gifts to Minors Act (UGMA).

³ The Fund’s investment adviser has agreed to waive fees and/or reimburse expenses through July 31, 2022 so that the total annual operating expenses of the Fund (excluding 12b-1 distribution and/or service fees, interest expenses, taxes, acquired fund fees and expenses, fees incurred in acquiring and disposing of portfolio securities and extraordinary expenses) do not exceed 0.99% of the average daily net assets of any class of Fund shares. However, because Class R6 shares are not subject to sub-transfer agent and similar fees, the total annual operating expenses for the Class R6 shares will be less than the expense limitation. This expense limitation may be terminated or modified prior to that date only with the approval of the Board of Directors of the Fund.

Example

The following example is intended to help you compare the cost of investing in the Fund with the cost of investing in other mutual funds. The example assumes that you invest \$10,000 in the Fund for the time periods indicated and then either redeem or do not redeem your shares at the end of a period. The example also assumes that your investment has a 5% return each year, that the Fund’s operating expenses remain the same and that the fee waivers currently in place are not renewed beyond July 31, 2022. Although your actual costs may be higher or lower, based on these assumptions your costs would be:

	Class A	Class C	Class R3	Class R6	Class I
1 Year	\$ 694	\$ 202	\$ 152	\$ 88	\$ 101
3 Years	\$ 984	\$ 664	\$ 511	\$ 314	\$ 356
5 Years	\$ 1,306	\$ 1,164	\$ 906	\$ 569	\$ 643
10 Years	\$ 2,214	\$ 2,538	\$ 2,012	\$ 1,299	\$ 1,458

Portfolio Turnover

The Fund pays transaction costs, such as commissions, when it buys and sells securities (or “turns over” its portfolio). A higher portfolio turnover rate may indicate higher transaction costs and may result in higher taxes when Fund shares are held in a taxable account. These costs, which are not reflected in annual fund operating expenses or in the example, affect the Fund’s performance. During the most recent fiscal year, the Fund’s portfolio turnover rate was 90% of the average value of its portfolio.

Principal Investment Strategies

Under normal market conditions, the Fund invests at least 80% of the sum of its net assets and the amount of any borrowings for investment purposes in common stocks of small-capitalization companies. Small-capitalization companies are defined as companies that have market capitalizations within the market capitalization range of the companies in the Russell 2000® Index on the last business day of the month in which its most recent reconstitution was completed. Reconstitution of the index currently is completed in June of each year. On June 30, 2020, the range of the index was \$41 million to \$12.4 billion.

In selecting stocks, the Fund’s sub-adviser invests in companies that it believes meet one or more of the following criteria:

- Attractively valued relative to other companies in the same industry or market.
- Strong or improving cash flows, revenue and earnings growth, or other fundamentals.
- An identifiable catalyst that could increase the value of the company’s stock over the next one or two years.

The Fund’s sub-adviser will generally sell a stock if the stock hits its price target, the company’s fundamentals or competitive position significantly deteriorate, or if a better alternative exists in the marketplace.

The Fund may invest up to 15% of its total assets in non-dollar denominated equity securities of non-U.S. issuers. In addition, the Fund may invest up to 25% of its assets, collectively, in non-dollar denominated equity securities of non-U.S. issuers and in dollar-denominated equity securities of non-U.S. issuers that are either listed on a U.S. stock exchange or represented by depositary receipts that may or may not be sponsored by a domestic bank. Up to 15% of the Fund’s total assets may be invested in equity securities of emerging market issuers.

The Fund may utilize options, futures contracts, options on futures contracts, and forward foreign currency exchange contracts (“*derivatives*”). The Fund may use these derivatives to manage market or business risk, enhance the Fund’s return, or hedge against adverse movements in currency exchange rates.

Principal Risks

The value of your investment in this Fund will change daily. You could lose money by investing in the Fund. An investment in the Fund is not a deposit of a bank and is not insured or guaranteed by the Federal Deposit Insurance Corporation or any other government agency. The principal risks of investing in the Fund listed below are presented alphabetically to facilitate your ability to find particular risks and compare them with the risks of other funds. Each risk summarized below is considered a “principal risk” of investing in the Fund, regardless of the order in which it appears.

Active Management Risk—The Fund’s sub-adviser actively manages the Fund’s investments. Consequently, the Fund is subject to the risk that the investment techniques and risk analyses employed by the Fund’s sub-adviser may not produce the desired results. This could cause the Fund to lose value or its investment results to lag relevant benchmarks or other funds with similar objectives.

Currency Risk—Changes in currency exchange rates will affect the value of non-U.S. securities, the value of dividends and interest earned from such securities, gains and losses realized on the sale of such securities, and derivative transactions tied to such securities. A strong U.S. dollar relative to these other currencies will adversely affect the value of the Fund’s portfolio.

Cybersecurity Risk—Cybersecurity risk is the risk of an unauthorized breach and access to Fund assets, customer data (including private shareholder information), or proprietary information, or the risk of an incident occurring that causes the Fund, its investment adviser or sub-adviser, custodian, transfer agent, distributor or other service provider or a financial

intermediary to suffer a data breach, data corruption or lose operational functionality. Successful cyber-attacks or other cyber-failures or events affecting the Fund or its service providers may adversely impact the Fund or its shareholders. Additionally, a cybersecurity breach could affect the issuers in which the Fund invests, which may cause the Fund's investments to lose value.

Derivatives Risk—The use of derivatives involves additional risks and transaction costs which could leave the Fund in a worse position than if it had not used these instruments. Derivative instruments can be used to acquire or to transfer the risk and returns of a security or other asset without buying or selling the security or asset. These instruments may entail investment exposures that are greater than their cost would suggest. As a result, a small investment in derivatives can result in losses that greatly exceed the original investment. Derivatives can be highly volatile, illiquid and difficult to value. An over-the-counter derivative transaction between the Fund and a counterparty that is not cleared through a central counterparty also involves the risk that a loss may be sustained as a result of the failure of the counterparty to the contract to make required payments. The payment obligation for a cleared derivative transaction is guaranteed by a central counterparty, which exposes the Fund to the creditworthiness of the central counterparty.

Emerging Markets Risk—The risk of foreign investment often increases in countries with emerging markets. For example, these countries may have more unstable governments than developed countries and their economies may be based on only a few industries. Because their financial markets may be very small, prices of financial instruments in emerging market countries may be volatile and difficult to determine. Financial instruments of issuers in these countries may have lower overall liquidity than those of issuers in more developed countries. Financial and other reporting by companies and government entities also may be less reliable or difficult to obtain in emerging market countries. In addition, foreign investors such as the Fund are subject to a variety of special restrictions in many emerging market countries. Shareholder claims and regulatory actions that are available in the U.S. may be difficult or impossible to pursue in emerging market countries.

Equity Security Risk—Equity securities in the Fund's portfolio may decline significantly in price over short or extended periods of time, and such declines may occur because of declines in the equity market as a whole, or because of declines in only a particular country, company, industry, or sector of the market. From time to time, the Fund may invest a significant portion of its assets in companies in one or more related sectors or industries which would make the Fund more vulnerable to adverse developments affecting such sectors or industries.

Foreign Investment Risk—Non-U.S. issuers or U.S. issuers with significant non-U.S. operations may be subject to risks in addition to those of issuers located in or that principally operate in the United States as a result of, among other things, political, social and economic developments abroad and different legal, regulatory and tax environments. To the extent the Fund invests a significant portion of its assets in the securities of companies in a single country or region, it may be more susceptible to adverse conditions affecting that country or region.

Health Care Sector Risk—The Fund currently invests a significant portion of its assets in the health care sector, although this may change over time. Health care companies may be affected by government regulations and government health care programs, increases or decreases in the cost of medical products and services, changes in patent and intellectual property rights and product liability claims, among other factors.

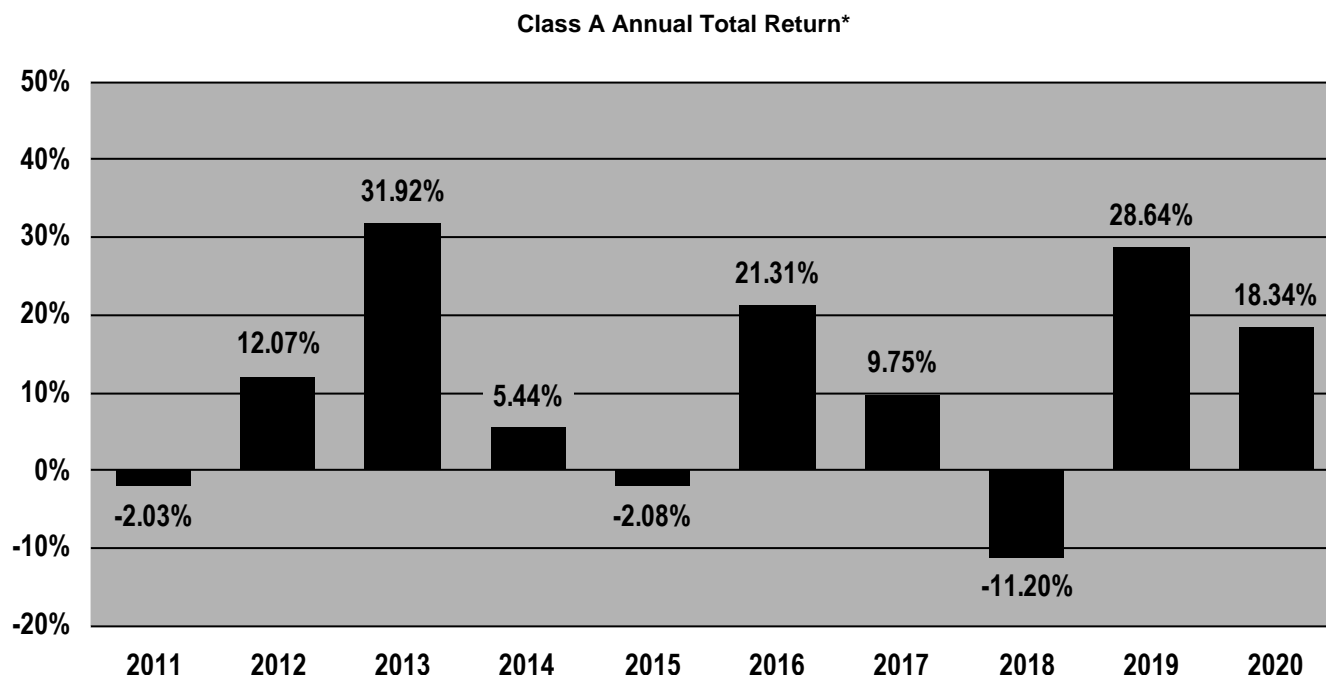
Market Risk—The market value of the Fund's investments may go up or down, sometimes rapidly or unpredictably and for short or extended periods of time, due to the particular circumstances of individual issuers or due to general conditions impacting issuers more broadly. Global economies and financial markets have become highly interconnected, and thus economic, market or political conditions or events in one country or region might adversely impact the value of the Fund's investments whether or not the Fund invests in such country or region. Events such as war, terrorism, natural and environmental disasters and the spread of infectious illnesses or other public health emergencies may have a severe negative impact on the global economy, could cause financial markets to experience extreme volatility and losses, and could result in the disruption of trading and the reduction of liquidity in many instruments.

Small-Cap Company Risk—Securities of small-cap companies involve substantial risk. Prices of small-cap securities may be subject to more abrupt or erratic movements, and to wider fluctuations, than security prices of larger, more established companies or broader market averages in general. It may be difficult to sell small-cap securities at the desired time and price.

Fund Performance

The following bar chart and table provide some indication of the potential risks of investing in the Fund. The Fund's past performance (before and after taxes) is not necessarily an indication of how the Fund will perform in the future. Updated performance information is available at www.nuveen.com/performance or by calling (800) 257-8787.

The bar chart below shows the variability of the Fund's performance from year to year for Class A shares. The bar chart and highest/lowest quarterly returns that follow do not reflect sales charges, and if these charges were reflected, the returns would be less than those shown.



* The performance of the other share classes will differ due to their different expense structures.

During the ten-year period ended December 31, 2020, the Fund's highest and lowest quarterly returns were 27.55% and -31.33%, respectively, for the quarters ended December 31, 2020 and March 31, 2020.

The table below shows the variability of the Fund's average annual returns and how they compare over the time periods indicated with those of a broad measure of market performance and an index of funds with similar investment objectives. All after-tax returns are calculated using the historical highest individual federal marginal income tax rates and do not reflect the impact of state and local taxes. After-tax returns are shown for Class A shares only; after-tax returns for other share classes will vary. Your own actual after-tax returns will depend on your specific tax situation and may differ from what is shown here. After-tax returns are not relevant to investors who hold Fund shares in tax-deferred accounts such as IRAs or employer-sponsored retirement plans.

Both the bar chart and the table assume that all distributions have been reinvested. Performance reflects fee waivers, if any, in effect during the periods presented. If any such waivers had not been in place, returns would have been reduced.

	Inception Date	Average Annual Total Returns for the Periods Ended December 31, 2020			Since Inception (Class R6)
		1 Year	5 Years	10 Years	
Class A (return before taxes)	5/6/92	11.52%	11.14%	9.75%	N/A
Class A (return after taxes on distributions)		11.14%	8.34%	6.30%	N/A
Class A (return after taxes on distributions and sale of Fund shares)		7.08%	7.91%	6.67%	N/A
Class C (return before taxes)	9/24/01	17.50%	11.62%	9.58%	N/A
Class R3 (return before taxes)	1/3/94	18.11%	12.20%	10.14%	N/A
Class R6 (return before taxes)	2/28/18	18.72%	N/A	N/A	11.40%
Class I (return before taxes)	5/6/92	18.65%	12.74%	10.68%	N/A
Russell 2000® Index ¹ (reflects no deduction for fees, expenses or taxes)		19.96%	13.26%	11.20%	11.39%
Lipper Small-Cap Core Funds Category Average ² (reflects no deduction for taxes or sales loads)		9.22%	9.88%	9.28%	6.69%

¹ An index that measures the performance of the small-cap segment of the U.S. equity universe. The Russell 2000® is a subset of the Russell 3000® Index representing approximately 10% of the total market capitalization of that index. It includes approximately 2,000 of the smallest securities based on a combination of their market cap and current index membership.

² Represents the average annualized total return for all reporting funds in the Lipper Small-Cap Core Funds Category.

Management

Investment Adviser

Nuveen Fund Advisors, LLC

Sub-Adviser

Nuveen Asset Management, LLC

Portfolio Managers

<u>Name</u>	<u>Title</u>	<u>Portfolio Manager of Fund Since</u>
Gregory J. Ryan, CFA	Managing Director	August 2013
Jon A. Loth, CFA	Managing Director	March 2019

Purchase and Sale of Fund Shares

You may purchase, redeem or exchange shares of the Fund on any business day through a financial advisor or other financial intermediary. The Fund's initial and subsequent investment minimums generally are as follows, although certain financial intermediaries may impose their own investment minimums and the Fund may reduce or waive the minimums in some cases:

	Class A and Class C	Class R3	Class R6	Class I
Eligibility and Minimum Initial Investment	\$3,000 for all accounts except: <ul style="list-style-type: none"> • \$2,500 for Traditional/Roth IRA accounts. • \$2,000 for Coverdell Education Savings Accounts. • \$250 for accounts opened through fee-based programs. • No minimum for retirement plans. 	Available only through certain retirement plans. No minimum.	Available only to certain qualified retirement plans and other investors as described in the prospectus and through fee-based programs. \$1 million for all accounts except: <ul style="list-style-type: none"> • \$100,000 for clients of financial intermediaries who charge such clients an ongoing fee for advisory, investment, consulting or related services. • No minimum for certain qualified retirement plans and certain other categories of eligible investors as described in the prospectus. 	Available only through fee-based programs and certain retirement plans, and to other limited categories of investors as described in the prospectus. \$100,000 for all accounts except: <ul style="list-style-type: none"> • \$250 for clients of financial intermediaries and family offices that have accounts holding Class I shares with an aggregate value of at least \$100,000 (or that are expected to reach this level). • No minimum for eligible retirement plans and certain other categories of eligible investors as described in the prospectus.
Minimum Additional Investment	\$100	No minimum.	No minimum.	No minimum.

Tax Information

The Fund's distributions are taxable and will generally be taxed as ordinary income or capital gains, unless you are investing through a tax-deferred account, such as an IRA or 401(k) plan (in which case you may be taxed upon withdrawal of your investment from such account).

Payments to Broker-Dealers and Other Financial Intermediaries

If you purchase shares of the Fund through a broker-dealer or other financial intermediary (such as a bank or financial advisor), the Fund, its distributor or its investment adviser may pay the intermediary for the sale of Fund shares and related services. These payments may create a conflict of interest by influencing the broker-dealer or other financial intermediary and your salesperson to recommend the Fund over another investment. Ask your financial advisor or visit your financial intermediary's website for more information.

Nuveen Small Cap Value Fund

Investment Objective

The investment objective of the Fund is capital appreciation.

Fees and Expenses of the Fund

The following tables describe the fees and expenses that you may pay if you buy and hold shares of the Fund. You may qualify for sales charge discounts if you and your family invest, or agree to invest in the future, at least \$50,000 in the Fund or in other Nuveen Mutual Funds. More information about these and other discounts, as well as eligibility requirements for each share class, is available from your financial advisor and in “How You Can Buy and Sell Shares” on page 56 of the Fund’s prospectus and “Purchase and Redemption of Fund Shares” on page S-69 of the Fund’s statement of additional information. In addition, more information about sales charge discounts and waivers for purchases of shares through specific financial intermediaries is set forth in the appendix to the Fund’s prospectus entitled “Variations in Sales Charge Reductions and Waivers Available Through Certain Intermediaries.”

The tables and examples below do not reflect any commissions that shareholders may be required to pay directly to their financial intermediaries when buying or selling Class I shares.

Shareholder Fees

(fees paid directly from your investment)

	Class A	Class C	Class R3	Class R6	Class I
Maximum Sales Charge (Load) Imposed on Purchases (as a percentage of offering price)	5.75%	None	None	None	None
Maximum Deferred Sales Charge (Load) (as a percentage of the lesser of purchase price or redemption proceeds) ¹	None	1.00%	None	None	None
Maximum Sales Charge (Load) Imposed on Reinvested Dividends	None	None	None	None	None
Exchange Fee	None	None	None	None	None
Annual Low Balance Account Fee (for accounts under \$1,000) ²	\$15	\$15	None	None	\$15

Annual Fund Operating Expenses

(expenses that you pay each year as a percentage of the value of your investment)

	Class A	Class C	Class R3	Class R6	Class I
Management Fees	0.78%	0.78%	0.78%	0.78%	0.78%
Distribution and/or Service (12b-1) Fees	0.25%	1.00%	0.50%	0.00%	0.00%
Other Expenses	0.27%	0.27%	0.27%	0.08%	0.27%
Total Annual Fund Operating Expenses	1.30%	2.05%	1.55%	0.86%	1.05%
Fee Waivers and/or Expense Reimbursements ³	(0.10)%	(0.10)%	(0.10)%	(0.10)%	(0.10)%
Total Annual Fund Operating Expenses After Fee Waivers and/or Expense Reimbursements	1.20%	1.95%	1.45%	0.76%	0.95%

¹ The contingent deferred sales charge on Class C shares applies only to redemptions within 12 months of purchase.

² Fee applies to the following types of accounts under \$1,000 held directly with the Fund: individual retirement accounts (IRAs), Coverdell Education Savings Accounts and accounts established pursuant to the Uniform Transfers to Minors Act (UTMA) or Uniform Gifts to Minors Act (UGMA).

³ The Fund’s investment adviser has agreed to waive fees and/or reimburse expenses through July 31, 2022 so that the total annual operating expenses of the Fund (excluding 12b-1 distribution and/or service fees, interest expenses, taxes, acquired fund fees and expenses, fees incurred in acquiring and disposing of portfolio securities and extraordinary expenses) do not exceed 0.99% of the average daily net assets of any class of Fund shares. However, because Class R6 shares are not subject to sub-transfer agent and similar fees, the total annual operating expenses for the Class R6 shares will be less than the expense limitation. This expense limitation may be terminated or modified prior to that date only with the approval of the Board of Directors of the Fund.

Example

The following example is intended to help you compare the cost of investing in the Fund with the cost of investing in other mutual funds. The example assumes that you invest \$10,000 in the Fund for the time periods indicated and then either redeem or do not redeem your shares at the end of a period. The example also assumes that your investment has a 5% return each year, that the Fund’s operating expenses remain the same and that the fee waivers currently in place are not renewed beyond July 31, 2022. Although your actual costs may be higher or lower, based on these assumptions your costs would be:

	Class A	Class C	Class R3	Class R6	Class I
1 Year	\$ 690	\$ 198	\$ 148	\$ 78	\$ 97
3 Years	\$ 950	\$ 629	\$ 476	\$ 260	\$ 320
5 Years	\$ 1,234	\$ 1,090	\$ 831	\$ 463	\$ 565
10 Years	\$ 2,041	\$ 2,368	\$ 1,833	\$ 1,048	\$ 1,270

Portfolio Turnover

The Fund pays transaction costs, such as commissions, when it buys and sells securities (or “turns over” its portfolio). A higher portfolio turnover rate may indicate higher transaction costs and may result in higher taxes when Fund shares are held in a taxable account. These costs, which are not reflected in annual fund operating expenses or in the example, affect the Fund’s performance. During the most recent fiscal year, the Fund’s portfolio turnover rate was 30% of the average value of its portfolio.

Principal Investment Strategies

Under normal market conditions, the Fund invests at least 80% of the sum of its net assets and the amount of any borrowings for investment purposes in common stocks of small-capitalization companies. Small-capitalization companies are defined as companies that have market capitalizations within the market capitalization range of the companies in the Russell 2000® Index on the last business day of the month in which its most recent reconstitution was completed. Reconstitution of the index currently is completed in June of each year. On June 30, 2020, the range of the index was \$41 million to \$12.4 billion.

In selecting stocks, the Fund’s sub-adviser invests in companies that it believes meet at least two of the following criteria:

- Undervalued relative to other companies in the same industry or market.
- Good or improving fundamentals.
- An identifiable catalyst that could close the gap between market value and fair value over the next one to two years.

The Fund’s sub-adviser will generally sell a stock if the stock hits its price target, the company’s fundamentals or competitive position significantly deteriorate, or if a better alternative exists in the marketplace.

The Fund may invest up to 15% of its total assets in non-dollar denominated equity securities of non-U.S. issuers. In addition, the Fund may invest up to 25% of its assets, collectively, in non-dollar denominated equity securities of non-U.S. issuers and in dollar-denominated equity securities of non-U.S. issuers that are either listed on a U.S. stock exchange or represented by depositary receipts that may or may not be sponsored by a domestic bank. Up to 15% of the Fund’s total assets may be invested in equity securities of emerging market issuers.

The Fund may utilize options, futures contracts, options on futures contracts, and forward foreign currency exchange contracts (“*derivatives*”). The Fund may use these derivatives to manage market or business risk, enhance the Fund’s return, or hedge against adverse movements in currency exchange rates.

Principal Risks

The value of your investment in this Fund will change daily. You could lose money by investing in the Fund. An investment in the Fund is not a deposit of a bank and is not insured or guaranteed by the Federal Deposit Insurance Corporation or any other government agency. The principal risks of investing in the Fund listed below are presented alphabetically to facilitate your ability to find particular risks and compare them with the risks of other funds. Each risk summarized below is considered a “principal risk” of investing in the Fund, regardless of the order in which it appears.

Active Management Risk—The Fund’s sub-adviser actively manages the Fund’s investments. Consequently, the Fund is subject to the risk that the investment techniques and risk analyses employed by the Fund’s sub-adviser may not produce the desired results. This could cause the Fund to lose value or its investment results to lag relevant benchmarks or other funds with similar objectives.

Currency Risk—Changes in currency exchange rates will affect the value of non-U.S. securities, the value of dividends and interest earned from such securities, gains and losses realized on the sale of such securities, and derivative transactions tied to such securities. A strong U.S. dollar relative to these other currencies will adversely affect the value of the Fund’s portfolio.

Cybersecurity Risk—Cybersecurity risk is the risk of an unauthorized breach and access to Fund assets, customer data (including private shareholder information), or proprietary information, or the risk of an incident occurring that causes the

Fund, its investment adviser or sub-adviser, custodian, transfer agent, distributor or other service provider or a financial intermediary to suffer a data breach, data corruption or lose operational functionality. Successful cyber-attacks or other cyber-failures or events affecting the Fund or its service providers may adversely impact the Fund or its shareholders. Additionally, a cybersecurity breach could affect the issuers in which the Fund invests, which may cause the Fund's investments to lose value.

Derivatives Risk—The use of derivatives involves additional risks and transaction costs which could leave the Fund in a worse position than if it had not used these instruments. Derivative instruments can be used to acquire or to transfer the risk and returns of a security or other asset without buying or selling the security or asset. These instruments may entail investment exposures that are greater than their cost would suggest. As a result, a small investment in derivatives can result in losses that greatly exceed the original investment. Derivatives can be highly volatile, illiquid and difficult to value. An over-the-counter derivative transaction between the Fund and a counterparty that is not cleared through a central counterparty also involves the risk that a loss may be sustained as a result of the failure of the counterparty to the contract to make required payments. The payment obligation for a cleared derivative transaction is guaranteed by a central counterparty, which exposes the Fund to the creditworthiness of the central counterparty.

Emerging Markets Risk—The risk of foreign investment often increases in countries with emerging markets. For example, these countries may have more unstable governments than developed countries and their economies may be based on only a few industries. Because their financial markets may be very small, prices of financial instruments in emerging market countries may be volatile and difficult to determine. Financial instruments of issuers in these countries may have lower overall liquidity than those of issuers in more developed countries. Financial and other reporting by companies and government entities also may be less reliable or difficult to obtain in emerging market countries. In addition, foreign investors such as the Fund are subject to a variety of special restrictions in many emerging market countries. Shareholder claims and regulatory actions that are available in the U.S. may be difficult or impossible to pursue in emerging market countries.

Equity Security Risk—Equity securities in the Fund's portfolio may decline significantly in price over short or extended periods of time, and such declines may occur because of declines in the equity market as a whole, or because of declines in only a particular country, company, industry, or sector of the market. From time to time, the Fund may invest a significant portion of its assets in companies in one or more related sectors or industries which would make the Fund more vulnerable to adverse developments affecting such sectors or industries.

Financial Services Sector Risk—The Fund currently invests a significant portion of its assets in the financial services sector, although this may change over time. Financial services companies are particularly sensitive to the adverse effects of economic recession; changes in government regulation; the availability of capital; volatile interest rates; and the health of the commercial and residential real estate markets.

Foreign Investment Risk—Non-U.S. issuers or U.S. issuers with significant non-U.S. operations may be subject to risks in addition to those of issuers located in or that principally operate in the United States as a result of, among other things, political, social and economic developments abroad and different legal, regulatory and tax environments. To the extent the Fund invests a significant portion of its assets in the securities of companies in a single country or region, it may be more susceptible to adverse conditions affecting that country or region.

Market Risk—The market value of the Fund's investments may go up or down, sometimes rapidly or unpredictably and for short or extended periods of time, due to the particular circumstances of individual issuers or due to general conditions impacting issuers more broadly. Global economies and financial markets have become highly interconnected, and thus economic, market or political conditions or events in one country or region might adversely impact the value of the Fund's investments whether or not the Fund invests in such country or region. Events such as war, terrorism, natural and environmental disasters and the spread of infectious illnesses or other public health emergencies may have a severe negative impact on the global economy, could cause financial markets to experience extreme volatility and losses, and could result in the disruption of trading and the reduction of liquidity in many instruments.

Small-Cap Company Risk—Securities of small-cap companies involve substantial risk. Prices of small-cap securities may be subject to more abrupt or erratic movements, and to wider fluctuations, than security prices of larger, more established companies or broader market averages in general. It may be difficult to sell small-cap securities at the desired time and price.

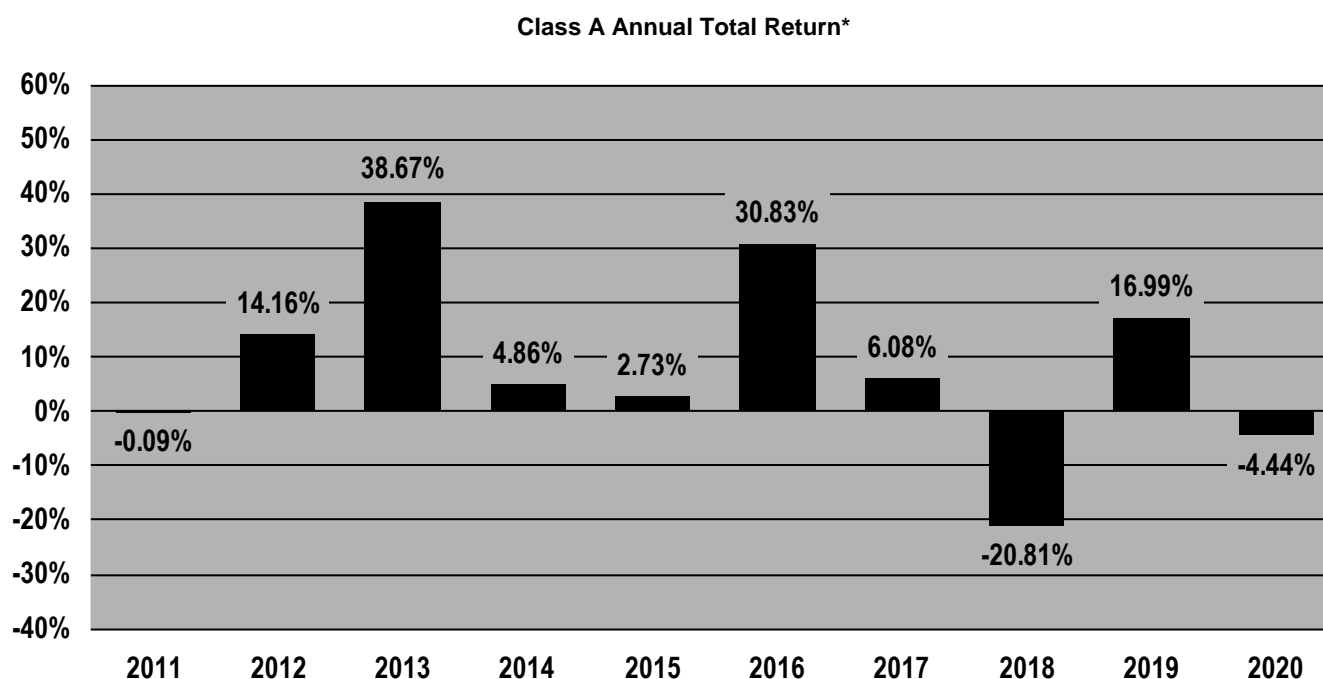
Value Stock Risk—Value stocks are securities of companies that typically trade at a perceived discount to their intrinsic value and at valuation discounts relative to companies in the same industry. Value stocks often times are also in sectors that trade at a discount to the broader market. The reasons for their discount may vary greatly, but some examples may

include adverse business, industry or other developments that may cause the company to be subject to special risks. The intrinsic value of a stock with value characteristics may be difficult to identify and may not be fully recognized by the market for a long time or a stock identified to be undervalued may actually be appropriately priced at a low level.

Fund Performance

The following bar chart and table provide some indication of the potential risks of investing in the Fund. The Fund's past performance (before and after taxes) is not necessarily an indication of how the Fund will perform in the future. Updated performance information is available at www.nuveen.com/performance or by calling (800) 257-8787.

The bar chart below shows the variability of the Fund's performance from year to year for Class A shares. The bar chart and highest/lowest quarterly returns that follow do not reflect sales charges, and if these charges were reflected, the returns would be less than those shown.



* The performance of the other share classes will differ due to their different expense structures.

During the ten-year period ended December 31, 2020, the Fund's highest and lowest quarterly returns were 32.00% and -39.15%, respectively, for the quarters ended December 31, 2020 and March 31, 2020.

The table below shows the variability of the Fund's average annual returns and how they compare over the time periods indicated with those of a broad measure of market performance and an index of funds with similar investment objectives. All after-tax returns are calculated using the historical highest individual federal marginal income tax rates and do not reflect the impact of state and local taxes. After-tax returns are shown for Class A shares only; after-tax returns for other share classes will vary. Your own actual after-tax returns will depend on your specific tax situation and may differ from what is shown here. After-tax returns are not relevant to investors who hold Fund shares in tax-deferred accounts such as IRAs or employer-sponsored retirement plans.

Both the bar chart and the table assume that all distributions have been reinvested. Performance reflects fee waivers, if any, in effect during the periods presented. If any such waivers had not been in place, returns would have been reduced.

	Inception Date	Average Annual Total Returns for the Periods Ended December 31, 2020			Since Inception (Class R6)
		1 Year	5 Years	10 Years	
Class A (return before taxes)	8/1/94	(9.95)%	2.97%	7.03%	N/A
Class A (return after taxes on distributions)		(10.02)%	2.52%	6.74%	N/A
Class A (return after taxes on distributions and sale of Fund shares)		(5.84)%	2.25%	5.67%	N/A
Class C (return before taxes)	2/1/99	(5.11)%	3.43%	6.87%	N/A
Class R3 (return before taxes)	9/24/01	(4.70)%	3.94%	7.40%	N/A
Class R6 (return before taxes)	6/30/16	(4.00)%	N/A	N/A	3.62%
Class I (return before taxes)	8/1/94	(4.21)%	4.46%	7.94%	N/A
Russell 2000® Value Index ¹ (reflects no deduction for fees, expenses or taxes)		4.63%	9.65%	8.66%	9.33%
Lipper Small-Cap Value Funds Category Average ² (reflects no deduction for taxes or sales loads)		3.60%	7.99%	7.81%	7.80%

¹ An index that measures the performance of those Russell 2000® companies with lower price-to-book ratios and lower forecasted growth values.

² Represents the average annualized total return for all reporting funds in the Lipper Small-Cap Value Funds Category.

Management

Investment Adviser

Nuveen Fund Advisors, LLC

Sub-Adviser

Nuveen Asset Management, LLC

Portfolio Managers

<u>Name</u>	<u>Title</u>	<u>Portfolio Manager of Fund Since</u>
Karen L. Bowie, CFA	Managing Director	July 2005
David F. Johnson, CFA	Senior Director and Senior Research Analyst	April 2017

Purchase and Sale of Fund Shares

You may purchase, redeem or exchange shares of the Fund on any business day through a financial advisor or other financial intermediary. The Fund's initial and subsequent investment minimums generally are as follows, although certain financial intermediaries may impose their own investment minimums and the Fund may reduce or waive the minimums in some cases:

	Class A and Class C	Class R3	Class R6	Class I
Eligibility and Minimum Initial Investment	\$3,000 for all accounts except: <ul style="list-style-type: none"> • \$2,500 for Traditional/Roth IRA accounts. • \$2,000 for Coverdell Education Savings Accounts. • \$250 for accounts opened through fee-based programs. • No minimum for retirement plans. 	Available only through certain retirement plans. No minimum.	Available only to certain qualified retirement plans and other investors as described in the prospectus and through fee-based programs. \$1 million for all accounts except: <ul style="list-style-type: none"> • \$100,000 for clients of financial intermediaries who charge such clients an ongoing fee for advisory, investment, consulting or related services. • No minimum for certain qualified retirement plans and certain other categories of eligible investors as described in the prospectus. 	Available only through fee-based programs and certain retirement plans, and to other limited categories of investors as described in the prospectus. \$100,000 for all accounts except: <ul style="list-style-type: none"> • \$250 for clients of financial intermediaries and family offices that have accounts holding Class I shares with an aggregate value of at least \$100,000 (or that are expected to reach this level). • No minimum for eligible retirement plans and certain other categories of eligible investors as described in the prospectus.
Minimum Additional Investment	\$100	No minimum.	No minimum.	No minimum.

Tax Information

The Fund's distributions are taxable and will generally be taxed as ordinary income or capital gains, unless you are investing through a tax-deferred account, such as an IRA or 401(k) plan (in which case you may be taxed upon withdrawal of your investment from such account).

Payments to Broker-Dealers and Other Financial Intermediaries

If you purchase shares of the Fund through a broker-dealer or other financial intermediary (such as a bank or financial advisor), the Fund, its distributor or its investment adviser may pay the intermediary for the sale of Fund shares and related services. These payments may create a conflict of interest by influencing the broker-dealer or other financial intermediary and your salesperson to recommend the Fund over another investment. Ask your financial advisor or visit your financial intermediary's website for more information.

Section 2 How We Manage Your Money

To help you better understand the Funds, this section includes a detailed discussion of the Funds' investment and risk management strategies. For a more complete discussion of these matters, please see the statement of additional information, which is available by calling (800) 257-8787 or by visiting Nuveen's website at www.nuveen.com.

Who Manages the Funds

Nuveen Fund Advisors, LLC ("*Nuveen Fund Advisors*"), the Funds' investment adviser, offers advisory and investment management services to a broad range of clients, including investment companies and other pooled investment vehicles. Nuveen Fund Advisors has overall responsibility for management of the Funds, oversees the management of the Funds' portfolios, manages the Funds' business affairs and provides certain clerical, bookkeeping and other administrative services. Nuveen Fund Advisors is located at 333 West Wacker Drive, Chicago, Illinois 60606. Nuveen Fund Advisors is a subsidiary of Nuveen, LLC, the investment management arm of Teachers Insurance and Annuity Association of America ("*TIAA*"). TIAA is a life insurance company founded in 1918 by the Carnegie Foundation for the Advancement of Teaching and is the companion organization of College Retirement Equities Fund. As of December 31, 2020, Nuveen, LLC managed approximately \$1.2 trillion in assets, of which approximately \$156.5 billion was managed by Nuveen Fund Advisors.

Nuveen Fund Advisors has selected its affiliate, Nuveen Asset Management, LLC ("*Nuveen Asset Management*"), located at 333 West Wacker Drive, Chicago, Illinois 60606, to serve as sub-adviser to each Fund. Nuveen Asset Management manages the investment of the Funds' assets on a discretionary basis, subject to the supervision of Nuveen Fund Advisors.

The Funds are managed by multiple portfolio managers, who are responsible for the day-to-day management of the Funds, with expertise in the area applicable to the Funds' investments. Each portfolio manager may be responsible for different aspects of a Fund's management. For example, one manager may be principally responsible for selecting appropriate investments for a Fund, while another may be principally responsible for asset allocation. The following is a list of the portfolio managers primarily responsible for managing each Fund's investments, along with their relevant experience. The Funds' portfolio managers may change from time to time.

		Total Experience (since dates specified below)	
		At Nuveen Asset Management*	Total
Name & Title	Experience Over Past Five Years		
NUVEEN DIVIDEND VALUE FUND			
David A. Chalupnik, CFA Head of Equities	Nuveen Asset Management (equity portfolio management)	2002	1984
Evan F. Staples, CFA Managing Director	Nuveen Asset Management (equity portfolio management and research)	2010	2005

		Total Experience (since dates specified below)	
		At Nuveen Asset Management*	Total
Name & Title	Experience Over Past Five Years		
NUVEEN LARGE CAP SELECT FUND			
David A. Chalupnik, CFA Head of Equities	Nuveen Asset Management (equity portfolio management)	2002	1984
Evan F. Staples, CFA Managing Director	Nuveen Asset Management (equity portfolio management and research)	2010	2005
NUVEEN MID CAP GROWTH OPPORTUNITIES FUND			
Gregory J. Ryan, CFA Managing Director	Nuveen Asset Management (equity portfolio management and research)	2007	1998
Bihag N. Patel, CFA Managing Director	Nuveen Asset Management (equity portfolio management and research)	2014	1998
NUVEEN MID CAP VALUE FUND			
Karen L. Bowie, CFA Managing Director	Nuveen Asset Management (equity portfolio management)	1984	1984
NUVEEN SMALL CAP GROWTH OPPORTUNITIES FUND			
Jon A. Loth, CFA Managing Director	Nuveen Asset Management (equity portfolio management)	2004	1994
NUVEEN SMALL CAP SELECT FUND			
Gregory J. Ryan, CFA Managing Director	Nuveen Asset Management (equity portfolio management and research)	2007	1998
Jon A. Loth, CFA Managing Director	Nuveen Asset Management (equity portfolio management)	2004	1994
NUVEEN SMALL CAP VALUE FUND			
Karen L. Bowie, CFA Managing Director	Nuveen Asset Management (equity portfolio management)	1984	1984
David F. Johnson, CFA Managing Director	Nuveen Asset Management (equity portfolio management and research)	1997	1990

* Including tenure at affiliate or predecessor firms, as applicable

Additional information about the portfolio managers' compensation, other accounts managed by the portfolio managers and the portfolio managers' ownership of securities in the Funds is provided in the statement of additional information.

Management Fees

The management fee schedule for each Fund consists of two components: a Fund-level fee, based only on the amount of assets within a Fund, and a complex-level fee, based on the aggregate amount of all eligible fund assets managed by Nuveen Fund Advisors.

The annual Fund-level fee, payable monthly, is based upon the average daily net assets of each Fund as follows:

	Nuveen Dividend Value Fund	Nuveen Large Cap Select Fund	Nuveen Mid Cap Growth Opportunities Fund	Nuveen Mid Cap Value Fund
Average Daily Net Assets				
For the first \$125 million	0.5000%	0.5000%	0.6000%	0.6000%
For the next \$125 million	0.4875%	0.4875%	0.5875%	0.5875%
For the next \$250 million	0.4750%	0.4750%	0.5750%	0.5750%
For the next \$500 million	0.4625%	0.4625%	0.5625%	0.5625%
For the next \$1 billion	0.4500%	0.4500%	0.5500%	0.5500%
For the next \$3 billion	0.4250%	0.4250%	0.5250%	0.5250%
For the next \$2.5 billion	0.4000%	0.4000%	0.5000%	0.5000%
For the next \$2.5 billion	0.3875%	0.3875%	0.4875%	0.4875%
For net assets over \$10 billion	0.3750%	0.3750%	0.4750%	0.4750%

	Nuveen Small Cap Growth Opportunities Fund	Nuveen Small Cap Select Fund	Nuveen Small Cap Value Fund
Average Daily Net Assets			
For the first \$125 million	0.6500%	0.6500%	0.6500%
For the next \$125 million	0.6375%	0.6375%	0.6375%
For the next \$250 million	0.6250%	0.6250%	0.6250%
For the next \$500 million	0.6125%	0.6125%	0.6125%
For the next \$1 billion	0.6000%	0.6000%	0.6000%
For the next \$3 billion	0.5750%	0.5750%	0.5750%
For the next \$2.5 billion	0.5500%	0.5500%	0.5500%
For the next \$2.5 billion	0.5375%	0.5375%	0.5375%
For net assets over \$10 billion	0.5250%	0.5250%	0.5250%

Each Fund's complex-level fee rate is determined by taking the current overall complex-level fee rate, which is based on the aggregate amount of the "eligible assets" of all Nuveen funds, and making, as appropriate, an upward adjustment to that rate based upon the percentage of the particular Fund's assets that are not "eligible assets." The maximum overall complex-level fee rate is 0.2000% of a Fund's average daily net assets, which is based upon complex-level eligible assets of \$55 billion, with the complex-level fee rate decreasing incrementally for eligible assets above that level. Fund-specific complex-level fee rates will not exceed the maximum overall complex-level fee rate of 0.2000%. As of December 31, 2020, the Funds' effective complex-level fee rates were as follows:

	Complex-Level Fee Rate
Nuveen Dividend Value Fund	0.1676%
Nuveen Large Cap Select Fund	0.2000%
Nuveen Mid Cap Growth Opportunities Fund	0.2000%
Nuveen Mid Cap Value Fund	0.1962%
Nuveen Small Cap Growth Opportunities Fund	0.1773%
Nuveen Small Cap Select Fund	0.2000%
Nuveen Small Cap Value Fund	0.1608%

For the most recent fiscal year, each Fund paid Nuveen Fund Advisors the following management fees (net of fee waivers and expense reimbursements, where applicable) as a percentage of average daily net assets:

Nuveen Dividend Value Fund	0.64%
Nuveen Large Cap Select Fund	0.50%
Nuveen Mid Cap Growth Opportunities Fund	0.72%
Nuveen Mid Cap Value Fund	0.68%
Nuveen Small Cap Growth Opportunities Fund	0.63%
Nuveen Small Cap Select Fund	0.61%
Nuveen Small Cap Value Fund	0.68%

Nuveen Fund Advisors has agreed to waive fees and/or reimburse expenses through July 31, 2022 so that the total annual operating expenses (excluding 12b-1 distribution and/or service fees, interest expenses, taxes, acquired fund fees and expenses, fees incurred in acquiring and disposing of portfolio securities and extraordinary expenses) for the following Funds do not exceed the percentages of the average daily net assets listed below of any class of Fund shares. However, because Class R6 shares are not subject to sub-transfer agent and similar fees, the total annual operating expenses for the Class R6 shares will be less than the expense limitation.

Nuveen Dividend Value Fund	0.74%
Nuveen Large Cap Select Fund	0.80%
Nuveen Mid Cap Growth Opportunities Fund	0.92%
Nuveen Mid Cap Value Fund	0.92%
Nuveen Small Cap Growth Opportunities Fund	0.99%
Nuveen Small Cap Select Fund	0.99%
Nuveen Small Cap Value Fund	0.99%

The expense limitations described above may be terminated or modified prior to July 31, 2022 only with the approval of the Board of Directors of the Funds.

Information regarding the Board of Directors' approval of the investment management agreements is available in the Funds' annual reports for the fiscal year ended October 31, 2020.

More About Our Investment Strategies

The Funds' investment objectives, which are described in the "Fund Summaries" section, may be changed without shareholder approval. If a Fund's investment objective changes, you will be notified at least 60 days in advance.

Certain Funds have adopted a non-fundamental investment policy (a "*Name Policy*"). Nuveen Large Cap Select Fund, under normal market conditions, will invest at least 80% of the sum of its net assets and the amount of any borrowings for investment purposes in common stocks of large-capitalization companies. Each of Nuveen Mid Cap Growth Opportunities Fund and Nuveen Mid Cap Value Fund, under normal market conditions, will invest at least 80% of the sum of its net assets and the amount of any borrowings for investment purposes in common stocks of mid-capitalization companies. Each of Nuveen Small Cap Growth Opportunities Fund, Nuveen Small Cap Select Fund and Nuveen Small Cap Value Fund, under normal market conditions, will invest at least 80% of the sum of its net assets and the amount of any borrowings for investment purposes in common stocks of small-capitalization companies. The Funds will consider both direct investments and indirect investments (e.g., investments in other investment companies, derivatives and synthetic instruments with economic characteristics similar to the direct investments that meet the Name Policy) when determining compliance with the Name Policy. For purposes of the Name Policy, a Fund will value eligible derivatives at fair value or market value instead of notional value. As a result of having a Name Policy,

each Fund must provide shareholders with a notice at least 60 days prior to any change of the Fund's Name Policy.

The Funds' investment policies may be changed by the Board of Directors without shareholder approval unless otherwise noted in this prospectus or the statement of additional information.

The Funds' principal investment strategies are discussed in the "Fund Summaries" section. These are the strategies that the Funds' investment adviser and sub-adviser believe are most likely to be important in trying to achieve the Funds' investment objectives. This section provides more information about these strategies, as well as information about some additional strategies that the Funds' sub-adviser uses, or may use, to achieve the Funds' objectives. You should be aware that each Fund may also use strategies and invest in securities that are not described in this prospectus, but that are described in the statement of additional information. For a copy of the statement of additional information, call Nuveen Funds at (800) 257-8787 or visit Nuveen's website at www.nuveen.com.

Equity Securities

The Funds invest in equity securities. Equity securities generally include common stocks; preferred securities; warrants to purchase common stocks and preferred securities; convertible debt securities that are either in the money or immediately convertible into common stocks or preferred securities; common and preferred securities issued by master limited partnerships and real estate investment trusts; depositary receipts; and other securities with equity characteristics.

Non-U.S. Investments

The Funds will classify an issuer of a security as being a U.S. or non-U.S. issuer based on the determination of an unaffiliated, recognized financial data provider. Such determinations are based on a number of criteria, such as the issuer's country of domicile, the primary exchange on which the security trades, the location from which the majority of the issuer's revenue comes, and the issuer's reporting currency. The Funds' investment in non-U.S. equity securities may include direct investment in securities of non-U.S. companies traded overseas as well as American Depositary Receipts ("ADRs") and other types of depositary receipts.

The Funds may invest in issuers located in emerging markets. Emerging market countries include any country other than Canada, the United States and the countries comprising the MSCI EAFE® Index (currently, Australia, Austria, Belgium, Denmark, Finland, France, Germany, Hong Kong, Ireland, Israel, Italy, Japan, the Netherlands, New Zealand, Norway, Portugal, Singapore, Spain, Sweden, Switzerland and the United Kingdom).

Cash Equivalents and Short-Term Investments

As a non-principal investment strategy, the Funds may invest in cash and in U.S. dollar-denominated high-quality money market instruments and other short-term securities, including money market funds, in such proportions as warranted by prevailing market conditions and the Funds' principal investment strategies. The Funds may temporarily invest without limit in such holdings for liquidity purposes, or in an attempt to respond to adverse market, economic, political or other conditions. Being invested in these securities may keep a Fund from participating in a market upswing and prevent a Fund from achieving its investment objective.

ETFs and Other Investment Companies

As a non-principal investment strategy, the Funds may invest in securities of other open-end or closed-end investment companies, such as exchange-traded funds (“ETFs”), that invest primarily in securities of the types in which the Funds may invest directly.

An ETF is an investment company that holds a portfolio of securities generally designed to track the performance of a securities index, including industry, sector, country and region indexes. ETFs trade on a securities exchange and their shares may, at times, trade at a premium or discount to their net asset value.

As a shareholder in an investment company, the Funds will bear their ratable share of that vehicle’s expenses, and would remain subject to payment of the Funds’ advisory and administrative fees with respect to assets so invested. Shareholders would therefore be subject to duplicative expenses to the extent the Funds invest in an investment company. In addition, the Funds will incur brokerage costs when purchasing and selling shares of ETFs. The Funds will not invest in leveraged ETFs.

Generally, investments in other investment companies (including ETFs) are subject to statutory limitations prescribed by the Investment Company Act of 1940, as amended (the “1940 Act”). These limitations include a prohibition on a Fund acquiring more than 3% of the voting shares of any other investment company, and a prohibition on investing more than 5% of the Fund’s total assets in the securities of any one investment company or more than 10% of its total assets, in the aggregate, in investment company securities. Subject to certain conditions, the Funds may invest in money market funds beyond the statutory limits described above.

Disclosure of Portfolio Holdings

A description of the Funds’ policies and procedures with respect to the disclosure of the Funds’ portfolio holdings is available in the Funds’ statement of additional information. A list of each Fund’s portfolio holdings is available on the Funds’ website—

www.nuveen.com/mutual-funds—by navigating to your Fund’s web page and clicking on the “Characteristics” link. By following this link, you can obtain a list of your Fund’s top ten holdings as of the end of the most recent month. A complete list of portfolio holdings information is generally made available on the Funds’ website ten business days after the end of the month. This information will remain available on the website until the Funds file with the Securities and Exchange Commission their annual, semi-annual or quarterly holdings report for the fiscal period that includes the date(s) as of which the website information is current.

What the Risks Are

Risk is inherent in all investing. Investing in a mutual fund involves risk, including the risk that you may receive little or no return on your investment or even that you may lose part or all of your investment. Therefore, before investing you should consider carefully the principal risks and certain other risks that you assume when you invest in the Funds. See the “Fund Summaries” section for a description of the principal risks of investing in a particular Fund. Additional information about these risks is listed alphabetically below. Because of these risks, you should consider an investment in the Funds to be a long-term investment.

Principal Risks

Active management risk: The Funds’ sub-adviser actively manages each Fund’s investments. Consequently, the Funds are subject to the risk that the investment techniques and risk analyses employed by the Funds’ sub-adviser may not produce the

desired results. This could cause a Fund to lose value or its investment results to lag relevant benchmarks or other funds with similar objectives. Additionally, legislative, regulatory or tax developments may affect the investment techniques available to the Funds' sub-adviser in connection with managing a Fund and such developments, as well as any deficiencies in the operating systems or controls of the sub-adviser or a Fund service provider, may also adversely affect the ability of a Fund to achieve its investment goal.

Convertible security risk: Convertible securities in which Nuveen Dividend Value Fund invests are subject to certain risks of both equity and debt securities. The market values of convertible securities tend to decline as interest rates increase and, conversely, to increase as interest rates decline. However, a convertible security's market value also tends to reflect the market price of the common stock of the issuing company. Convertible securities are also exposed to the risk that an issuer is unable to meet its obligation to make dividend or interest and principal payments when due as a result of changing financial or market conditions.

Mandatory convertible securities are distinguished as a subset of convertible securities because the conversion is not optional and the conversion price at maturity is based solely upon the market price of the underlying common stock, which may be significantly less than par or the price (above or below par) paid. Mandatory convertible securities generally do not limit the potential for loss to the same extent as securities convertible at the option of the holder.

Credit risk: Nuveen Dividend Value Fund is subject to the risk that an issuer of a debt security held by the Fund may be unable or unwilling to make interest and principal payments and the related risk that the value of a debt security may decline because of concerns about the issuer's ability or willingness to make such payments. Debt securities are subject to varying degrees of credit risk, which are often reflected in credit ratings. The credit rating of a debt security may be lowered if the issuer suffers adverse changes in its financial condition, which can lead to greater volatility in the price of the security and in shares of the Fund, and can also affect the security's liquidity and make it more difficult for the Fund to sell. When the Fund purchases unrated securities, it will depend on the sub-adviser's analysis of credit risk without the assessment of an independent rating organization, such as Moody's or Standard & Poor's.

To the extent that the Fund holds debt securities that are secured or guaranteed by financial institutions, changes in the credit quality of such financial institutions could cause the values of these debt securities to decline.

Currency risk: Changes in currency exchange rates will affect the value of non-U.S. securities, the value of dividends and interest earned from such securities, gains and losses realized on the sale of such securities, and derivative transactions tied to such securities, and hence will affect the net asset value of a Fund that invests in such securities. A strong U.S. dollar relative to these other currencies will adversely affect the value of a Fund to the extent it invests in such non-U.S. securities.

Cybersecurity risk: Intentional cybersecurity breaches include: unauthorized access to systems, networks or devices (such as through "hacking" activity); infection from computer viruses or other malicious software code; and attacks that shut down, disable, slow, or otherwise disrupt operations, business processes, or website access or functionality. In addition, unintentional incidents can occur, such as the inadvertent release of confidential information (possibly resulting in the violation of applicable privacy laws).

A cybersecurity breach could result in the loss or theft of customer data or funds, the inability to access electronic systems (“denial of services”), loss or theft of proprietary information or corporate data, physical damage to a computer or network system, or costs associated with system repairs. Such incidents could cause a Fund, a Fund’s adviser or sub-adviser, a financial intermediary, or other service providers to incur regulatory penalties, reputational damage, additional compliance costs or financial loss. Negative impacts on a Fund could include the inability to calculate net asset value, transact business, process transactions on behalf of shareholders or safeguard data. In addition, such incidents could affect issuers in which a Fund invests, and thereby cause the Fund’s investments to lose value.

Derivatives risk: The use of derivatives presents risks different from, and possibly greater than, the risks associated with investing directly in traditional securities. Derivatives can be highly volatile, illiquid and difficult to value, and there is the risk that changes in the value of a derivative held by a Fund will not correlate with the asset, index or rate underlying the derivative contract.

The use of derivatives can lead to losses because of adverse movements in the price or value of the underlying asset, index or rate, which may be magnified by certain features of the contract. A derivative transaction also involves the risk that a loss may be sustained as a result of the failure of the counterparty to the contract to make required payments. These risks are heightened when the management team uses derivatives to enhance a Fund’s return or as a substitute for a position or security, rather than solely to hedge (or offset) the risk of a position or security held by the Fund.

In addition, when a Fund engages in certain derivative transactions, it is effectively leveraging its investments, which could result in exaggerated changes in the net asset value of the Fund’s shares and can result in losses that exceed the amount originally invested. The success of a Fund’s derivatives strategies will depend on the sub-adviser’s ability to assess and predict the impact of market or economic developments on the underlying asset, index or rate and the derivative itself, without the benefit of observing the performance of the derivative under all possible market conditions.

A Fund may also enter into over-the-counter (“OTC”) transactions in derivatives. Transactions in the OTC markets generally are conducted on a principal-to-principal basis. The terms and conditions of these instruments generally are not standardized and tend to be more specialized or complex, and the instruments may be harder to value. In general, there is less governmental regulation and supervision of transactions in the OTC markets than of transactions entered into on organized exchanges. In addition, certain derivative instruments and markets may not be liquid, which means a Fund may not be able to close out a derivatives transaction in a cost-efficient manner.

Short positions in derivatives may involve greater risks than long positions, as the risk of loss on short positions is theoretically unlimited (unlike a long position, in which the risk of loss may be limited to the notional amount of the instrument).

Futures contracts are subject to the risk that an exchange may impose price fluctuation limits, which may make it difficult or impossible for a Fund to close out a position when desired.

Options contracts may expire unexercised, which may cause a Fund to realize a capital loss equal to the premium paid on a purchased option or a capital gain equal to the premium received on a written option.

Dividend-paying security risk: Nuveen Dividend Value Fund’s investment in dividend-paying stocks could cause the Fund to underperform similar funds that invest without

consideration of a company's track record of paying dividends. Stocks of companies with a history of paying dividends may not participate in a broad market advance to the same degree as most other stocks, and a sharp rise in interest rates or economic downturn could cause a company to unexpectedly reduce or eliminate its dividend. There is no guarantee that the issuers of the stocks held by the Fund will declare dividends in the future or that, if declared, they will remain at their current levels or increase over time. The Fund may also be harmed by changes to the favorable federal income tax treatment generally afforded to dividends.

Emerging markets risk: The risk of foreign investment often increases in countries with emerging markets. Emerging markets generally do not have the level of market efficiency and strict standards in accounting and securities regulation to be on par with advanced economies. Obtaining disclosures comparable to frequency, availability and quality of disclosures required by securities in the U.S. may be difficult. Investments in emerging markets come with much greater risk due to political instability, domestic infrastructure problems and currency volatility. Because their financial markets may be very small, prices of financial instruments in emerging market countries may be volatile and difficult to determine. In addition, foreign investors such as a Fund are subject to a variety of special restrictions in many emerging market countries. Shareholder claims that are available in the U.S., as well as regulatory oversight, authority and enforcement actions that are common in the U.S. by regulators, may be difficult or impossible for shareholders of securities in emerging market countries or for U.S. authorities to pursue.

Equity security risk: Equity securities in a Fund's portfolio may decline significantly in price over short or extended periods of time. Even a long-term investment approach cannot guarantee a profit. Price changes may occur in the market as a whole, or they may occur in only a particular country, company, industry, or sector of the market. From time to time, a Fund may invest a significant portion of its assets in companies in one or more related sectors or industries which would make the Fund more vulnerable to adverse developments affecting such sectors or industries. Adverse events in any part of the U.S. and global financial markets may have unexpected negative effects on equity markets. These events may at times result in unusually high market volatility, including short-term volatility, which could negatively affect Fund performance.

A variety of factors can negatively affect the price of a particular company's equity securities. These factors may include, but are not limited to: poor earnings reports, a loss of customers, litigation against the company, general unfavorable performance of the company's sector or industry, or changes in government regulations affecting the company or its industry.

Financial services sector risk: Nuveen Dividend Value Fund and Nuveen Small Cap Value Fund currently invest a significant portion of their assets in the information technology sector, although this may change over time. Securities of companies in the financial services sector can be significantly affected by changes in, among other things, interest rates, currency exchange rates, government regulation, the rate of defaults on corporate, consumer and government debt, the availability and cost of capital, portfolio concentrations in geographic markets, industries or products (such as commercial and residential real estate loans) and competition from new entrants.

Foreign investment risk: Non-U.S. issuers or U.S. issuers with significant non-U.S. operations may be subject to risks in addition to or different than those of issuers that are located in or principally operated in the United States due to political, social and economic developments abroad, different regulatory environments and laws, potential seizure by the government of company assets, higher taxation, withholding taxes on dividends and interest and limitations on the use or transfer of portfolio assets. If any of

these events were to occur, the affected security may experience drastic declines. In the event of a seizure of assets by a non-U.S. government, a Fund could lose its entire investment in that particular country.

To the extent a Fund invests in depositary receipts, the Fund will be subject to many of the same risks as when investing directly in non-U.S. securities. The holder of an unsponsored depositary receipt may have limited voting rights and may not receive as much information about the issuer of the underlying securities as would the holder of a sponsored depositary receipt.

Other non-U.S. investment risks include the following:

- Enforcing legal rights may be difficult, costly and slow in non-U.S. countries, and there may be special problems enforcing claims against non-U.S. governments.
- Non-U.S. companies may not be subject to accounting standards or governmental supervision comparable to U.S. companies, and there may be less public information about their operations.
- Non-U.S. markets may be less liquid and more volatile than U.S. markets.
- The U.S. and non-U.S. markets often rise and fall at different times or by different amounts due to economic or other developments particular to a given country or region. This phenomenon would tend to lower the overall price volatility of a portfolio that included both U.S. and non-U.S. securities. Sometimes, however, global trends will cause the U.S. and non-U.S. markets to move in the same direction, reducing or eliminating the risk reduction benefit of international investing.
- Non-U.S. securities traded on foreign exchanges may be subject to further risks due to the inexperience of local investment professionals and financial institutions, the possibility of permanent or temporary termination of trading, and greater spreads between bid and asked prices for securities. In addition, non-U.S. exchanges and investment professionals are subject to less governmental regulation, and commissions may be higher than in the United States. Also, there may be delays in the settlement of non-U.S. exchange transactions.
- A Fund's income from non-U.S. issuers may be subject to non-U.S. withholding taxes. In some countries, the Fund also may be subject to taxes on trading profits and, on certain securities transactions, transfer or stamp duties tax. To the extent non-U.S. income taxes are paid by the Fund, U.S. shareholders may be entitled to a credit or deduction for U.S. tax purposes.

Some countries restrict to varying degrees foreign investment in their securities markets. In some circumstances, these restrictions may limit or preclude investment in certain countries or may increase the cost of investing in securities of particular companies.

Frequent trading risk: A Fund's portfolio turnover rate may exceed 100%. Frequent trading of portfolio securities may produce capital gains, which are taxable to shareholders when distributed. Frequent trading may also increase the amount of commissions or mark-ups to broker-dealers that a Fund pays when it buys and sells securities, which may detract from the Fund's performance.

Growth stock risk: Nuveen Mid Cap Growth Opportunities Fund and Nuveen Small Cap Growth Opportunities Fund invest primarily in securities of companies with growth characteristics. Growth stocks tend to be more volatile than certain other types of stocks and their prices usually fluctuate more dramatically than the overall stock market. Growth stocks may be more expensive relative to their earnings or assets compared to other types of equity securities. Accordingly, a stock with growth characteristics can

have sharp price declines due to decreases in current or expected earnings and may lack dividends that can help cushion its share price in a declining market. In addition, growth stocks, at times, may not perform as well as value stocks or the stock market in general, and may be out of favor with investors for varying periods of time. Growth companies may be newer or smaller companies and may retain a large part of their earnings for research, development or investments in capital assets.

Health care sector risk: Nuveen Mid Cap Growth Opportunities Fund, Nuveen Small Cap Growth Opportunities Fund and Nuveen Small Cap Select Fund currently invest a significant portion of their assets in the health care sector, although this may change over time. Health care companies may be affected by government regulations and government health care programs, increases or decreases in the cost of medical products and services and product liability claims, among other factors. Many health care companies are heavily dependent on patent protection, and the expiration of a company's patent may adversely affect that company's profitability.

High yield securities risk: Nuveen Dividend Value Fund may invest in securities that are rated below-investment grade, which are commonly referred to as "high yield" securities or "junk" bonds. High yield securities usually offer higher yields than investment grade securities, but also involve more risk. Analysis of the creditworthiness of issuers of high yield securities may be more complex than for issuers of higher rated debt securities. High yield securities are considered to be speculative with respect to the ability to pay interest and repay principal. High yield securities may be more susceptible to real or perceived adverse economic conditions than investment grade securities, and they generally have more volatile prices and carry more risk to principal. In addition, high yield securities generally are less liquid than investment grade securities. Any investment in distressed or defaulted securities subjects the Fund to even greater credit risk than investments in other below-investment grade securities.

Information technology sector risk: Nuveen Large Cap Select Fund, Nuveen Mid Cap Growth Opportunities Fund and Nuveen Small Cap Growth Opportunities Fund currently invest a significant portion of their assets in the information technology sector, although this may change over time. Securities of companies in the information technology sector can be significantly affected by changes in, among other things, the supply and demand for specific products and services, the pace of technological development and product obsolescence, market competition, government regulation, and patent and intellectual property rights.

Interest rate risk: Fixed-rate securities held by Nuveen Dividend Value Fund will fluctuate in value with changes in interest rates. In general, fixed-rate securities will increase in value when interest rates fall and decrease in value when interest rates rise. Short-term and long-term interest rates do not necessarily move in the same amount or in the same direction. Very low or negative interest rates may magnify interest rate risk. Changing interest rates, including rates that fall below zero, may have unpredictable effects on markets, result in heightened market volatility and detract from the Fund's performance to the extent that it is exposed to such interest rates. Under certain circumstances, very low or negative interest rates may cause the Fund to have very low or negative yields on some of its securities. The Fund may be subject to a greater risk of rising interest rates than would normally be the case due to the current period of historically low rates and the effect of potential government fiscal policy initiatives and resulting market reaction to those initiatives. Longer-term fixed-rate securities are generally more sensitive to interest rate changes. Therefore, a fund that has a portfolio with a longer weighted average maturity or effective duration may be impacted to a greater degree than a fund that has a portfolio with a shorter weighted average maturity or effective duration. Conversely,

fixed-rate securities with shorter durations or maturities will be less volatile but may provide lower returns than fixed-rate securities with longer durations or maturities. Rising interest rates also may lengthen the duration of securities with call features, since exercise of the call becomes less likely as interest rates rise, which in turn will make the securities more sensitive to changes in interest rates and result in even steeper price declines in the event of further interest rate increases.

Large-cap company risk: Nuveen Large Cap Select Fund invests primarily in securities of large-capitalization companies. While large-cap companies may be less volatile than those of mid- and small-cap companies, they still involve risk. The Fund may underperform funds that invest primarily in securities of smaller capitalization companies during periods when the securities of such companies are in favor. Large-capitalization companies may be unable to respond as quickly as smaller capitalization companies to competitive challenges or to changes in business, product, financial or other market conditions.

Market risk: The market value of a Fund's investments may go up or down, sometimes rapidly or unpredictably and for short or extended periods of time. Market values may change due to the particular circumstances of individual issuers or due to general conditions impacting issuers more broadly within a specific country, region, industry, sector or asset class. Global economies and financial markets have become highly interconnected, and thus economic, market or political conditions or events in one country or region might adversely impact issuers in a different country or region. As a result, the value of a Fund's investments may be negatively affected whether or not the Fund invests in a country or region directly impacted by such conditions or events.

Additionally, unexpected events and their aftermaths, including broad financial dislocations (such as the "great recession" of 2008-09), war, terrorism, natural and environmental disasters and the spread of infectious illnesses or other public health emergencies (such as the COVID-19 coronavirus pandemic first detected in December of 2019), may adversely affect the global economy and the markets and issuers in which a Fund invests. These events could reduce consumer demand or economic output, result in market closures, travel restrictions or quarantines, or widespread unemployment, and generally have a severe negative impact on the global economy. Such events could also impair the information technology and other operational systems upon which a Fund's service providers, including the investment adviser and sub-adviser, rely, and could otherwise disrupt the ability of employees of a Fund's service providers to perform essential tasks on behalf of a Fund. Furthermore, such events could cause financial markets to experience elevated or even extreme volatility and losses, and could result in the disruption of trading and the reduction of liquidity in many instruments. Governmental and quasi-governmental authorities and regulators throughout the world have in the past responded to major economic disruptions with a variety of significant fiscal and monetary policy changes, including but not limited to, direct capital infusions into companies, new monetary programs and dramatically lower interest rates. An unexpected or quick reversal of these policies, or the ineffectiveness of these policies, could increase volatility in securities markets, which could adversely affect the value of a Fund's investments.

Mid-cap company risk: Nuveen Mid Cap Growth Opportunities Fund and Nuveen Mid Cap Value Fund invest primarily in securities of mid-capitalization companies. While securities of mid-cap companies may be slightly less volatile than those of small-cap companies, they still involve substantial risk. Mid-cap companies may have limited product lines, markets or financial resources, and they may be dependent on a limited management group. Securities of mid-cap companies may be subject to more abrupt or

erratic market movements than those of larger, more established companies or broader market averages in general.

Small-cap company risk: Nuveen Small Cap Growth Opportunities Fund, Nuveen Small Cap Select Fund and Nuveen Small Cap Value Fund invest primarily in securities of small-capitalization companies. Securities of small-cap companies involve substantial risk. These companies may lack the management expertise, product diversification, and competitive strengths of larger companies. They may have limited access to financial resources and may not have the financial strength to sustain them through business downturns or adverse market conditions. Since small-cap companies typically reinvest a high proportion of their earnings in their business, they may not pay dividends for some time, particularly if they are newer companies. Prices of small-cap securities may be subject to more abrupt or erratic movements than security prices of larger, more established companies or broader market averages in general. In addition, the frequency and volume of their trading may be less than is typical of larger companies, making them subject to wider price fluctuations. In some cases, there could be difficulties in selling the securities of small-cap companies at the desired time and price, especially in situations of increased market volatility where a Fund may experience high levels of shareholder redemptions. Securities at the bottom end of the capitalization range of small-cap companies sometimes are referred to as “micro-cap” securities. These securities may be subject to extreme price volatility, as well as limited liquidity and limited research.

Value stock risk: Nuveen Mid Cap Value Fund and Nuveen Small Cap Value Fund invest primarily in securities of companies with value characteristics. Value stocks are securities of companies that typically trade at a perceived discount to their intrinsic value and at valuation discounts relative to companies in the same industry. Value stocks often times are also in sectors that trade at a discount to the broader market. The reasons for their discount may vary greatly, but some examples may include adverse business, industry or other developments that may cause the company to be subject to special risks. Finding undervalued stocks requires considerable research to identify the particular company, analyze its financial condition and prospects, and assess the likelihood that the stock’s underlying value will be recognized by the market and reflected in its price. The intrinsic value of a stock with value characteristics in which a Fund invests may be difficult to identify and may not be fully recognized by the market for a long time or a stock identified to be undervalued may actually be appropriately priced at a low level. Value investing has gone in and out of favor during past market cycles and when value investing is out of favor the securities of value companies may underperform the securities of other companies.

Non-Principal Risks

Large transactions risk: A Fund may experience adverse effects due to large purchases or redemptions of Fund shares. A large redemption by an individual shareholder, or an increase in redemptions generally by Fund shareholders, may cause a Fund to sell portfolio securities at times when it would not otherwise do so, which may negatively impact the Fund’s net asset value and liquidity. If a Fund has difficulty selling portfolio securities in a timely manner to meet redemption requests, the Fund may have to borrow money to do so. In such an instance, a Fund’s remaining shareholders would bear the costs of such borrowings, and such costs could reduce the Fund’s returns. In addition, until a Fund is able to sell securities to meet redemption requests, the Fund’s market exposure may be greater than it ordinarily would be, which would magnify the impact of any market movements on the Fund’s performance. Similarly, large Fund share purchases may adversely affect a Fund’s performance to the extent that the Fund is delayed in investing new cash and is required to maintain a larger cash position than it

ordinarily would, reducing the Fund's market exposure. Increased redemption activity may also result in unexpected taxable distributions to shareholders if such sales of investments resulted in gains and thereby accelerated the realization of taxable income. In addition, large redemptions could result in a Fund's current expenses being allocated over a smaller asset base, leading to an increase in the Fund's expense ratio.

Other investment companies risk: When a Fund invests in other investment companies, such as ETFs, shareholders bear both their proportionate share of Fund expenses and, indirectly, the expenses of the other investment companies. Furthermore, each Fund is exposed to the risks to which the other investment companies may be subject. For index-based ETFs, while such ETFs seek to achieve the same returns as a particular market index, the performance of an ETF may diverge from the performance of such index (commonly known as tracking error).

Section 3 How You Can Buy and Sell Shares

The Funds offer multiple classes of shares, each with a different combination of sales charges, fees, eligibility requirements and other features. Your financial advisor can help you determine which class is best for you. For further details, please see the statement of additional information. Because the prospectus and the statement of additional information are available free of charge on Nuveen's website at www.nuveen.com, we do not disclose the following share class information separately on the website.

What Share Classes We Offer

The different share classes offered by the Funds are described below. You will pay up-front or contingent deferred sales charges on some of these share classes. In addition, some share classes are subject to annual distribution and/or service fees in the amounts described below, which are paid out of a Fund's assets. These fees are paid to Nuveen Securities, LLC (the "*Distributor*"), a subsidiary of Nuveen, LLC and the distributor of the Funds, and are used primarily for providing compensation to financial intermediaries in connection with the distribution of Fund shares and for providing ongoing account services to shareholders. The Funds have adopted a distribution and service plan under Rule 12b-1 under the 1940 Act that allows each Fund to pay these distribution and service fees. More information on this plan can be found under "Distribution and Service Payments—Distribution and Service Plan." Because fees paid under the plan are paid out of a Fund's assets on an ongoing basis, over time these fees will increase the cost of your investment and may cost you more than paying other types of sales charges.

Class A Shares

You can purchase Class A shares at the offering price, which is the net asset value per share plus an up-front sales charge. You may qualify for a reduced sales charge, or the sales charge may be waived, as described in "How to Reduce Your Sales Charge." Class A shares are also subject to an annual service fee of 0.25% of your Fund's average daily net assets, which compensates your financial advisor or other financial intermediary for providing ongoing service to you. The Distributor retains the service fee on accounts with no financial intermediary of record. The up-front Class A sales charges for the Funds are as follows:

Amount of Purchase	Sales Charge as % of Public Offering Price	Sales Charge as % of Net Amount Invested	Maximum Financial Intermediary Commission as % of Public Offering Price
Less than \$50,000	5.75%	6.10%	5.00%
\$50,000 but less than \$100,000	4.50	4.71	4.00
\$100,000 but less than \$250,000	3.75	3.90	3.25
\$250,000 but less than \$500,000	2.75	2.83	2.50
\$500,000 but less than \$1,000,000	2.00	2.04	1.75
\$1,000,000 and over*	—	—	1.00

* You can purchase \$1 million or more of Class A shares at net asset value without an up-front sales charge. The Distributor pays financial intermediaries of record at a rate of 1.00% of the first \$2.5 million, plus 0.75% of the next \$2.5 million, plus 0.50% of the amount over \$5 million, which includes an advance of the first year's service fee. Unless you are eligible for a waiver, you may be assessed a contingent deferred sales charge ("CDSC") of 1.00% if you redeem any of your shares within 18 months of purchase. See "Contingent Deferred Sales Charges" below for information concerning the CDSC and "How to Reduce Your Sales Charge—CDSC Waivers and Reductions" below for information concerning CDSC waivers and reductions.

Investors may purchase Class A shares only for Fund accounts held with a financial advisor or other financial intermediary, and not directly with a Fund. In addition, Class A shares may not be available through certain financial intermediaries. Please consult with your financial intermediary to determine whether their policies allow for an investment in Class A shares.

Class C Shares

You can purchase Class C shares at the offering price, which is the net asset value per share without any up-front sales charge. Class C shares are subject to annual distribution and service fees of 1.00% of your Fund's average daily net assets. The annual 0.25% service fee compensates your financial advisor or other financial intermediary for providing ongoing service to you. The annual 0.75% distribution fee compensates the Distributor for paying your financial advisor or other financial intermediary an ongoing sales commission as well as an advance of the first year's service and distribution fees. The Distributor retains the service and distribution fees on accounts with no financial intermediary of record. If you redeem your shares within 12 months of purchase, you will normally pay a 1.00% CDSC, which is calculated on the lower of your purchase price or redemption proceeds. You do not pay a CDSC on any Class C shares you purchase by reinvesting dividends. You may qualify for a reduced CDSC, or the CDSC may be waived, as described in "How to Reduce Your Sales Charge" below.

Investors purchasing Class C shares should consider whether they would qualify for a reduced or eliminated sales charge on Class A shares that would make purchasing Class A shares a better choice. Class A share sales charges can be reduced or eliminated based on the size of the purchase, or pursuant to a letter of intent or rights of accumulation. See "How to Reduce Your Sales Charge" below.

Class C share purchase orders equaling or exceeding \$1,000,000 will not be accepted. In addition, the Funds limit the cumulative amount of Class C shares that may be purchased by a single purchaser. Your financial intermediary may set lower maximum purchase limits for Class C shares. See the statement of additional information for more information.

Class C shares automatically convert to Class A shares after 10 years (effective March 1, 2021, 8 years), thus reducing future annual expenses. Conversions occur during the month in which the 10-year (effective March 1, 2021, 8-year) anniversary of the purchase occurs. Class C shares that have been held for longer than 8 years as of March 1, 2021 will convert to Class A shares in March 2021. The automatic conversion is based on the relative net asset values of the two share classes without the imposition of a sales charge or fee. The automatic conversion of Class C shares to Class A shares may not apply to shares held through group retirement plan recordkeeping platforms of certain financial intermediaries who hold such shares in an omnibus account and do not track participant level share lot aging to facilitate such a conversion. Furthermore, the availability of the automatic Class C share conversion and the terms under which the conversion takes place may depend on the policies and/or system limitations of the financial intermediary through which you hold your shares. Information on intermediaries' variations from the Class C share conversion discussed above is disclosed in the appendix to this prospectus, "Variations in Sales Charge Reductions and Waivers Through Certain Intermediaries." Also, see "How to Reduce Your Sales Charge" below.

Investors may purchase Class C shares only for Fund accounts held with a financial advisor or other financial intermediary, and not directly with a Fund. In addition, Class C shares may not be available through certain financial intermediaries. Please consult with

your financial intermediary to determine whether their policies allow for an investment in Class C shares.

Class R3 Shares

You can purchase Class R3 shares at the offering price, which is the net asset value per share without any up-front sales charge. Class R3 shares are subject to annual distribution and service fees of 0.50% of your Fund's average daily net assets.

Investors may purchase Class R3 shares only for Fund accounts held with a financial advisor or other financial intermediary, and not directly with a Fund.

Class R3 shares are only available for purchase by eligible retirement plans. Class R3 shares are not available to traditional and Roth IRAs, Coverdell Education Savings Accounts, SEPs, SAR-SEPs, SIMPLE IRAs or individual 403(b) plans. See the statement of additional information for more information.

Nuveen Large Cap Select Fund does not issue Class R3 shares.

Class R6 Shares

Eligible investors can purchase Class R6 shares at the offering price, which is the net asset value per share without any up-front sales charge. As Class R6 shares are not subject to sales charges or ongoing service or distribution fees, they have lower ongoing expenses than the other classes.

Class R6 shares are available to certain qualified retirement plans and other investors. There is no minimum initial investment for qualified retirement plans, health savings accounts and 529 savings plans; however, the shares must be held through plan-level or omnibus accounts held on the books of a Fund. Class R6 shares are also available for purchase by clients of financial intermediaries who charge such clients an ongoing fee for advisory, investment, consulting or related services. Such clients may include individuals, corporations, endowments and foundations. The minimum initial investment for such clients is \$100,000, but this minimum will be waived for clients of financial intermediaries that have accounts holding Class R6 shares with an aggregate value of at least \$100,000. The Distributor may also waive the minimum for clients of financial intermediaries anticipated to reach this Class R6 share holdings level. All other eligible investors must meet a minimum initial investment of at least \$1,000,000 in a Fund. Such minimum investment requirement may be applied collectively to affiliated accounts, in the discretion of the Distributor. Class R6 shares may be purchased through financial intermediaries only if such intermediaries have entered into an agreement with the Distributor to offer Class R6 shares. Class R6 shares are only available in cases where neither the investor nor the intermediary will receive any commission payments, account servicing fees, record keeping fees, 12b-1 fees, sub-transfer agent fees, so called "finder's fees," administration fees or similar fees with respect to Class R6 shares. Provided they meet the minimum investment and other eligibility requirements, eligible investors include:

- Qualified retirement plans held in plan-level or omnibus accounts;
- Foundations and endowment funds;
- Any state, county, or city, or its instrumentality, department, authority or agency;
- 457 plans, including 457(b) governmental entity plans and tax exempt plans;
- Omnibus or other pooled accounts registered to insurance companies, trust companies, bank trust departments, registered investment advisor firms and family offices;

- Investment companies;
- Corporations, including corporate non-qualified deferred compensation plans of such corporations;
- Collective investment trusts;
- 529 savings plans held in plan-level or omnibus accounts;
- Health savings accounts held in plan-level or omnibus accounts; and
- Discretionary accounts managed by Nuveen Fund Advisors or its affiliates.

Class R6 shares are also available for purchase, with no minimum initial investment, by the following categories of investors:

- Current and former trustees/directors of any Nuveen Fund, and their immediate family members (as defined in the statement of additional information).
- Officers of Nuveen, LLC and its affiliates, and their immediate family members.
- Full-time and retired employees of Nuveen, LLC and its affiliates, and their immediate family members.

Class R6 shares are not available directly to traditional or Roth IRAs, Coverdell Savings Accounts, Keoghs, SEPs, SARSEPs, or SIMPLE IRAs.

Nuveen Large Cap Select Fund does not issue Class R6 shares.

Class I Shares

You can purchase Class I shares at the offering price, which is the net asset value per share without any up-front sales charge. As Class I shares are not subject to sales charges or ongoing service or distribution fees, they have lower ongoing expenses than the other classes.

Class I shares are available for purchase by clients of financial intermediaries who charge such clients an ongoing fee for advisory, investment, consulting or related services. Such clients may include individuals, corporations, endowments and foundations. The minimum initial investment for such clients is \$100,000, but this minimum will be lowered to \$250 for clients of financial intermediaries that have accounts holding Class I shares with an aggregate value of at least \$100,000. The Distributor may also lower the minimum to \$250 for clients of financial intermediaries anticipated to reach this Class I share holdings level.

Class I shares are also available for purchase by family offices and their clients. A family office is a company that provides certain financial and other services to a high net worth family or families. The minimum initial investment for family offices and their clients is \$100,000, but this minimum will be lowered to \$250 for clients of family offices that have accounts holding Class I shares with an aggregate value of at least \$100,000. The Distributor may also lower the minimum to \$250 for clients of family offices anticipated to reach this Class I share holdings level.

Class I shares are also available for purchase, with no minimum initial investment, by the following categories of investors:

- Certain employer-sponsored retirement plans.
- Certain bank or broker-affiliated trust departments.
- Advisory accounts of Nuveen Fund Advisors and its affiliates.

- Investors purchasing through a brokerage platform of a financial intermediary that has an agreement with the Distributor to offer such shares solely when acting as an agent for such investors. Investors transacting through a financial intermediary's brokerage platform may be required to pay a commission directly to the intermediary.
- Current and former trustees/directors of any Nuveen Fund, and their immediate family members (as defined in the statement of additional information).
- Officers of Nuveen, LLC and its affiliates, and their immediate family members.
- Full-time and retired employees of Nuveen, LLC and its affiliates, and their immediate family members.
- Certain financial intermediary personnel, and their immediate family members.
- Certain other institutional investors described in the statement of additional information.

A financial intermediary through which you hold Class I shares may have the authority under its account agreement to exchange your Class I shares for another class of Fund shares having higher expenses than Class I shares if you withdraw from or are no longer eligible for the intermediary's fee-based program or under other circumstances. You may be subject to the sales charges and service and/or distribution fees applicable to the share class that you receive in such an exchange. You should contact your financial intermediary for more information about your eligibility to purchase Class I shares and the class of shares you would receive in an exchange if you no longer meet Class I eligibility requirements.

Please refer to the statement of additional information for more information about Class A, Class C, Class R3, Class R6 and Class I shares, including more detailed program descriptions and eligibility requirements. Additional information is also available from your financial advisor, who can also help you prepare any necessary application forms.

Contingent Deferred Sales Charges

If you redeem Class A or Class C shares that are subject to a CDSC, you may be assessed a CDSC upon redemption. When you redeem Class A or Class C shares subject to a CDSC, your Fund will first redeem any shares that are not subject to a CDSC, and then redeem the shares you have owned for the longest period of time, unless you ask the Fund to redeem your shares in a different order. No CDSC is imposed on shares you buy through the reinvestment of dividends and capital gains. The CDSC holding period is calculated on a monthly basis and begins on the first day of the month in which the purchase was made. When you redeem shares subject to a CDSC, the CDSC is calculated on the lower of your purchase price or redemption proceeds, deducted from your redemption proceeds, and paid to the Distributor. The CDSC may be waived under certain special circumstances as described below under "How You Can Buy and Sell Shares—How to Reduce Your Sales Charge—CDSC Waivers and Reductions," in the appendix to this prospectus titled "Variations in Sales Charge Reductions and Waivers Available Through Certain Intermediaries," and in the statement of additional information.

How to Reduce Your Sales Charge

The Funds offer a number of ways to reduce or eliminate the up-front sales charge on Class A shares. In addition, under certain circumstances, the Funds will waive or reduce the CDSC imposed on redemptions of Class C shares and certain Class A shares

purchased at net asset value. **The availability of the sales charge reductions and waivers discussed below will depend on the policies of the financial intermediary through which you purchase your shares. Information on intermediaries' variations from the reductions and waivers discussed below are disclosed in the appendix to this prospectus, "Variations in Sales Charge Reductions and Waivers Available Through Certain Intermediaries."** In all instances, it is your responsibility to notify your financial intermediary at the time of purchase of any relationship or other facts qualifying you for sales charge waivers or discounts. **In order to obtain waivers and discounts that are not available through your intermediary, you will have to purchase Fund shares through another intermediary.**

Class A Sales Charge Reductions

- *Rights of Accumulation.* In calculating the appropriate sales charge on a purchase of Class A shares of a Fund, you may be able to add the amount of your purchase to the value, based on the current net asset value per share, of all of your prior purchases of any Nuveen Mutual Fund.
- *Letter of Intent.* Subject to certain requirements, you may purchase Class A shares of a Fund at the sales charge rate applicable to the total amount of the purchases you intend to make over a 13-month period.

For purposes of calculating the appropriate sales charge as described under *Rights of Accumulation* and *Letter of Intent* above, you may include purchases by (i) you, (ii) your spouse or domestic partner and children under the age of 21 years, and (iii) a corporation, partnership or sole proprietorship that is 100% owned by any of the persons in (i) or (ii). In addition, a trustee or other fiduciary can count all shares purchased for a single trust, estate or other single fiduciary account that has multiple accounts (including one or more employee benefit plans of the same employer).

Class A Sales Charge Waivers

Class A shares of a Fund may be purchased at net asset value without a sales charge as follows:

- *Purchases of \$1,000,000 or more (although such purchases may be subject to a CDSC in certain circumstances, see "What Share Classes We Offer—Contingent Deferred Sales Charges" above).*
- *Shares purchased through the reinvestment of Nuveen Mutual Fund dividends and capital gain distributions.*
- *Shares purchased for accounts held directly with a Fund that do not have a financial intermediary of record.*
- *Certain employer-sponsored retirement plans.* Purchases by employer-sponsored retirement plans ("ESRPs") as defined below, except that, in the case of ESRPs held through a brokerage account, Class A shares will be available at net asset value without a sales charge only if the broker-dealer has entered into an agreement with the Distributor that allows for such purchases. Intermediaries that have entered into such an agreement are listed in the appendix to this prospectus, "Variations in Sales Charge Reductions and Waivers Available Through Certain Intermediaries."

For this purpose, ESRPs include, but are not limited to, 401(k) plans, 457 plans, employer-sponsored 403(b) plans, profit sharing and money purchase pension plans, health savings accounts, defined benefit plans, non-qualified deferred compensation plans, Roth 401(k) plans and Roth 403(b) plans, and do not include SEPs, SAR-SEPs, SIMPLE IRAs (other than SIMPLE IRAs opened before January 1, 2011 where the Distributor is the broker of record), SIMPLE 401(k) plans, Solo 401(k)

plans, KEOGH plans, non-qualified deferred compensation plans and single defined benefit plans.

- *Employees of Nuveen, LLC and its affiliates.* Purchases by current and retired employees of Nuveen, LLC and its affiliates and such employees' immediate family members (as defined in the statement of additional information).
- *Current and former trustees/directors of the Nuveen Funds.*
- *Financial intermediary personnel.* Purchases by any person who, for at least the last 90 days, has been an officer, director, or employee of any financial intermediary or any such person's immediate family member.
- *Certain trust departments.* Purchases by bank or broker-affiliated trust departments investing funds over which they exercise exclusive discretionary investment authority and that are held in a fiduciary, agency, advisory, custodial or similar capacity.
- *Additional categories of investors.* Purchases made (i) by investors purchasing on a periodic fee, asset-based fee or no transaction fee basis through a broker-dealer sponsored mutual fund purchase program; (ii) by clients of investment advisers, financial planners or other financial intermediaries that charge periodic or asset-based fees for their services; and (iii) through a financial intermediary that has entered into an agreement with the Distributor to offer the Funds' shares to self-directed investment brokerage accounts and that may or may not charge a transaction fee to its customers. Intermediaries that have entered into such an agreement are listed in the appendix to this prospectus, "Variations in Sales Charge Reductions and Waivers Available Through Certain Intermediaries."

In order to obtain a sales charge reduction or waiver on Class A share purchases, it may be necessary at the time of purchase for you to inform the Funds or your financial advisor of the existence of other accounts in which there are holdings eligible to be aggregated for such purposes. You may need to provide the Funds or your financial advisor information or records, such as account statements, in order to verify your eligibility for a sales charge reduction or waiver. This may include account statements of family members and information regarding Nuveen Mutual Fund shares held in accounts with other financial advisors. You or your financial advisor must notify the Distributor at the time of each purchase if you are eligible for any of these programs. The Funds may modify or discontinue these programs at any time.

CDSC Waivers and Reductions

The CDSC payable upon the redemption of Class C shares, and on Class A shares that were purchased at net asset value without a sales charge because the purchase amount exceeded \$1,000,000, may be waived or reduced under the following circumstances:

- In the event of total disability of the shareholder.
- In the event of death of the shareholder.
- For certain redemptions made pursuant to a systematic withdrawal plan.
- For redemptions in connection with a payment of account or plan fees.
- For redemptions of accounts not meeting required minimum balances.
- Upon an optional conversion by a Fund of Class C shares held in an account which no longer has a financial intermediary of record into Class A shares.
- For redemptions of Class C shares where the Distributor did not advance the first year's service and distribution fees to the intermediary.

- For redemptions of Class A shares where the Distributor did not pay a sales charge to the intermediary when the shares were purchased.
- For certain redemptions of shares held by an employer-sponsored qualified defined contribution plan.
- For certain redemptions of shares held in an IRA account, including redemptions to satisfy required minimum distributions from the account due to the shareholder reaching the qualified age based on applicable laws and regulations.

More information on these and other available CDSC waivers and reductions can be found in the appendix to this prospectus, “Variations in Sales Charge Reductions and Waivers Available Through Certain Intermediaries,” and in the statement of additional information.

How to Buy Shares

Fund shares may be purchased on any business day, which is any day the New York Stock Exchange (the “NYSE”) is open for business. Generally, the NYSE is closed on weekends and national holidays. The share price you pay depends on when the Distributor receives your order and on the share class you are purchasing. Orders received before the close of trading on a business day (normally, 4:00 p.m. New York time) will receive that day’s closing share price; otherwise, you will receive the next business day’s price.

You may purchase Fund shares (1) through a financial advisor or other financial intermediary or (2) directly from the Funds. Class A and Class C shares may not be purchased directly from a Fund. In addition, the availability of Class A and Class C shares through a financial intermediary will depend on the policies of the intermediary.

Through a Financial Advisor

You may buy shares through your financial advisor, who can handle all the details for you, including opening a new account. Financial advisors can also help you review your financial needs and formulate long-term investment goals and objectives. In addition, financial advisors generally can help you develop a customized financial plan, select investments and monitor and review your portfolio on an ongoing basis to help assure your investments continue to meet your needs as circumstances change. Financial advisors (including brokers or agents) are paid for providing ongoing investment advice and services, either from Fund sales charges and fees or by charging you a separate fee in lieu of a sales charge.

Financial advisors or other dealer firms may charge their customers a processing or service fee in connection with the purchase or redemption of Fund shares. The amount and applicability of such a fee is determined and disclosed to customers by each individual dealer. Processing or service fees typically are fixed, nominal dollar amounts and are in addition to the sales and other charges described in this prospectus and the statement of additional information. Your dealer will provide you with specific information about any processing or service fees you will be charged. Shares you purchase through your financial advisor or other intermediary will normally be held with that firm. For more information, please contact your financial advisor.

Directly from the Funds

Eligible investors may purchase shares directly from the Funds.

- *By wire.* You can purchase shares by making a wire transfer from your bank. Before making an initial investment by wire, you must submit a new account form to a Fund. After receiving your form, a service representative will contact you with your account number and wiring instructions. Your order will be priced at the next closing share price based on the share class of your Fund, calculated after your Fund's custodian receives your payment by wire. Wired funds must be received prior to 4:00 p.m. New York time to be eligible for same day pricing. Neither your Fund nor the transfer agent is responsible for the consequences of delays resulting from the banking or Federal Reserve wire system, or from incomplete wiring instructions. Before making any additional purchases by wire, you should call Nuveen Funds at (800) 257-8787. You cannot purchase shares by wire on days when federally chartered banks are closed.
- *By mail.* You may open an account directly with the Funds and buy shares by completing an application and mailing it along with your check to: Nuveen Funds, P.O. Box 219140, Kansas City, Missouri 64121-9140. Applications may be obtained at www.nuveen.com or by calling (800) 257-8787. No third party checks will be accepted.

Purchase orders and redemption requests are not processed until received in proper form by the transfer agent of a Fund.

- *On-line.* Existing shareholders with direct accounts may process certain account transactions on-line. You may purchase additional shares or exchange shares between existing, identically registered direct accounts. You can also look up your account balance, history and dividend information, as well as order duplicate account statements and tax forms from the Funds' website. To access your account, click on the "Online Account Access" link under the "Individual Investors—Mutual Fund Account Access" heading at www.nuveen.com/client-access. The system will walk you through the log-in process. To purchase shares on-line, you must have established Fund Direct privileges on your account prior to the requested transaction. See "Special Services—Fund Direct" below.
- *By telephone.* Existing shareholders with direct accounts may also process account transactions via the Funds' automated information line. Simply call (800) 257-8787, press 1 for mutual funds and the voice menu will walk you through the process. To purchase shares by telephone, you must have established Fund Direct privileges on your account prior to the requested transaction. See "Special Services—Fund Direct" below.

The Distributor does not have a customer relationship with you solely by virtue of acting as principal underwriter and distributor for your Fund. The Distributor does not offer or provide investment monitoring, make investment decisions for you, or hold customer accounts or assets. You make the ultimate decision regarding whether to buy or sell any Nuveen Fund.

Special Services

To help make your investing with us easy and efficient, we offer you the following services at no extra cost. Your financial advisor can help you complete the forms for these services, or you can call Nuveen Funds at (800) 257-8787 for copies of the necessary forms.

Systematic Investing

Once you have opened an account satisfying the applicable investment minimum, systematic investing allows you to make regular additional investments through automatic deductions from your bank account, directly from your paycheck or from exchanging shares from another mutual fund account. The minimum automatic deduction is \$100 per month. There is no charge to participate in your Fund's systematic investment plan. You can stop the deductions at any time by notifying your Fund in writing.

- *From your bank account.* You can make systematic investments of \$100 or more per month by authorizing your Fund to draw pre-authorized checks on your bank account.
- *From your paycheck.* With your employer's consent, you can make systematic investments each pay period (collectively meeting the monthly minimum of \$100) by authorizing your employer to deduct monies from your paycheck.
- *Systematic exchanging.* You can make systematic investments by authorizing the Distributor to exchange shares from one Nuveen Mutual Fund account into another identically registered Nuveen Mutual Fund account of the same share class.

Your Fund may cancel your participation in its systematic investment plan if it is unable to deliver a current prospectus to you because of an incorrect or invalid mailing address.

Systematic Withdrawal

If the value of your Fund account is at least \$10,000, you may request to have \$50 or more withdrawn automatically from your account. You may elect to receive payments monthly, quarterly, semi-annually or annually, and may choose to receive a check, have the monies transferred directly into your bank account (see "Fund Direct" below), paid to a third party or sent payable to you at an address other than your address of record. You must complete the appropriate section of the account application or Account Update Form to participate in each Fund's systematic withdrawal plan.

You should not establish systematic withdrawals if you intend to make concurrent purchases of Class A or Class C shares because you may unnecessarily pay a sales charge or CDSC on these purchases.

Exchanging Shares

You may exchange Fund shares into an identically registered account for the same class of another Nuveen Mutual Fund available in your state. Your exchange must meet the minimum purchase requirements of the fund into which you are exchanging. You may also, under certain limited circumstances, exchange between certain classes of shares of the same fund, subject to the payment of any applicable CDSC. Please consult the statement of additional information for details.

Each Fund reserves the right to revise or suspend the exchange privilege, limit the amount or number of exchanges, or reject any exchange. In the event that a Fund rejects an exchange request, neither the redemption nor the purchase side of the exchange will be processed. If you would like the redemption request to be processed even if the purchase order is rejected, you may submit a separate redemption request (see "How to Sell Shares" below). Shareholders will be provided with at least 60 days' notice of any material revision to or termination of the exchange privilege.

Because an exchange between funds is treated for tax purposes as a purchase and sale, any gain may be subject to tax. An exchange between classes of shares of the

same fund may not be considered a taxable event. You should consult your tax advisor about the tax consequences of exchanging your shares.

Fund DirectSM

The Fund Direct Program allows you to link your Fund account to your bank account, transfer money electronically between these accounts and perform a variety of account transactions, including purchasing shares by telephone and investing through a systematic investment plan. You may also have dividends, distributions, redemption payments or systematic withdrawal plan payments sent directly to your bank account.

Reinstatement Privilege

If you redeem Class A or Class C shares, you may reinvest all or part of your redemption proceeds up to one year later without incurring any additional charges. You may only reinvest into the same share class you redeemed. If you paid a CDSC, any shares purchased pursuant to the reinstatement privilege will not be subject to a CDSC. You may use this reinstatement privilege only once for any redemption.

How to Sell Shares

You may sell (redeem) your shares on any business day, which is any day the NYSE is open for business. You will receive the share price next determined after your Fund has received your properly completed redemption request. Your redemption request must be received before the close of trading (normally, 4:00 p.m. New York time) for you to receive that day's price. The Fund will normally mail your check the next business day after a redemption request is received, but in no event more than seven days after your request is received. If you are selling shares purchased recently with a check, your redemption proceeds will not be mailed until your check has cleared, which may take up to ten business days from your purchase date.

You may sell your shares (1) through a financial advisor or (2) directly to the Funds.

Through a Financial Advisor

You may sell your shares through your financial advisor, who can prepare the necessary documentation. Your financial advisor may charge for this service.

Directly to the Funds

- *By mail.* You can sell your shares at any time by sending a written request to the appropriate Fund, c/o Nuveen Funds, P.O. Box 219140, Kansas City, Missouri 64121-9140. Your request must include the following information:
 - The Fund's name;
 - Your name and account number;
 - The dollar or share amount you wish to redeem;
 - The signature of each owner exactly as it appears on the account;
 - The name of the person to whom you want your redemption proceeds paid (if other than to the shareholder of record);
 - The address where you want your redemption proceeds sent (if other than the address of record); and
 - Any required signature guarantees.

After you have established your account, signatures on a written request must be guaranteed if:

- You would like redemption proceeds payable or sent to any person, address or bank account other than that on record;
- You have changed the address on your Fund's records within the last 30 days;
- Your redemption request is in excess of \$50,000; or
- You are requesting a change in ownership on your account.

Non-financial transactions, including establishing or modifying certain services such as changing bank information on an account, will require a signature guarantee or signature verification from a Medallion Signature Guarantee Program member or other acceptable form of authentication from a financial institution source. In addition to the situations described above, the Funds reserve the right to require a signature guarantee, or another acceptable form of signature verification, in other instances based on the circumstances of a particular situation.

A signature guarantee assures that a signature is genuine and protects shareholders from unauthorized account transfers. Banks, savings and loan associations, trust companies, credit unions, broker-dealers and member firms of a national securities exchange may guarantee signatures. Call your financial intermediary to determine if it has this capability. A notary public is not an acceptable signature guarantor. Proceeds from a written redemption request will be sent to you by check unless another form of payment is requested.

- *On-line.* You may redeem shares or exchange shares between existing, identically registered accounts on-line. To access your account, click on the "Online Account Access" link under the "Individual Investors—Mutual Fund Account Access" heading at www.nuveen.com/client-access. The system will walk you through the log-in process. Redemptions where the proceeds are payable by check may not exceed \$50,000. Checks will only be issued to you as the shareholder of record and mailed to your address of record. If you have established Fund Direct privileges, you may have redemption proceeds transferred electronically to your bank account. In this case, the redemption proceeds will be transferred to your bank on the next business day after the redemption request is received. You should contact your bank for further information concerning the timing of the credit of the redemption proceeds in your bank account.
- *By telephone.* If your account is held with your Fund and not in your brokerage account, and you have authorized telephone redemption privileges, call (800) 257-8787 to redeem your shares, press 1 for mutual funds and the voice menu will walk you through the process. Redemptions where the proceeds are payable by check may not exceed \$50,000. Checks will only be issued to you as the shareholder of record and mailed to your address of record, normally the next business day after the redemption request is received. If you have established Fund Direct privileges, you may have redemption proceeds transferred electronically to your bank account. In this case, the redemption proceeds will be transferred to your bank on the next business day after the redemption request is received. You should contact your bank for further information concerning the timing of the credit of the redemption proceeds in your bank account.

An Important Note About Telephone Transactions

Although Nuveen Funds has certain safeguards and procedures to confirm the identity of callers, it will not be liable for losses resulting from following telephone instructions it reasonably believes to be genuine.

Also, you should verify your trade confirmations immediately upon receipt.

Accounts with Low Balances

A Fund reserves the right to liquidate or assess a low balance fee on any account (other than accounts holding Class R3 or Class R6 shares) held directly with the Fund that has a balance that has fallen below the account balance minimum of \$1,000 for any reason, including market fluctuations.

If a Fund elects to exercise the right to assess a low balance fee, then annually the Fund will assess a \$15 low balance account fee on certain accounts with balances under the account balance minimum that are IRAs, Coverdell Education Savings Accounts or accounts established pursuant to the UTMA or UGMA. At the same time, other accounts with balances under the account balance minimum will be liquidated, with proceeds being mailed to the address of record. Prior to the assessment of any low balance fee or liquidation of low balance accounts, affected shareholders will receive a communication notifying them of the pending action, thereby providing time for shareholders to bring their accounts up to the account balance minimum prior to any fee assessment or account liquidation. You will not be assessed a CDSC if your account is liquidated.

Meeting Redemption Requests

Each Fund typically will pay redemption proceeds using cash reserves maintained in the Fund's portfolio, or using the proceeds from sales of portfolio securities. The Funds also may meet redemption requests through overdrafts at the Funds' custodian, by borrowing under a credit agreement to which the Funds are parties, or by borrowing from another Nuveen Fund under an inter-fund lending program maintained by the Nuveen Funds pursuant to exemptive relief granted by the Securities and Exchange Commission. See "Investment Policies and Techniques—Borrowing" in the statement of additional information. These additional methods are more likely to be used to meet large redemption requests or in times of stressed market conditions.

Although the Funds generally pay redemption proceeds in cash, if a Fund determines that it would be detrimental to its remaining shareholders to make payment of a redemption order wholly in cash, that Fund may pay a portion of your redemption proceeds in securities or other Fund assets. In this situation, you would generally receive a proportionate distribution of each security held by the Fund to the extent practicable. Although it is unlikely that your shares would be redeemed in-kind, you would probably have to pay brokerage costs to sell the securities or other assets distributed to you, as well as taxes on any capital gains from that sale. Until they are sold, any securities or other assets distributed to you as part of a redemption in-kind may be subject to market risk.

Section 4 General Information

To help you understand the tax implications of investing in the Funds, this section includes important details about how the Funds make distributions to shareholders. We discuss some other Fund policies as well. Please consult the statement of additional information and your tax advisor for more information about taxes.

Dividends, Distributions and Taxes

Dividends from net investment income are normally declared and paid quarterly for Nuveen Dividend Value Fund. For each other Fund, dividends from net investment income, if any, are normally declared and paid annually. For each of the Funds, any capital gains are normally distributed at least once each year. The Funds may declare and pay dividends, capital gains or other taxable distributions more frequently, if necessary or appropriate in the Board's discretion.

Payment and Reinvestment Options

The Funds automatically reinvest your dividends in additional Fund shares unless you request otherwise. You may request to have your dividends paid to you by check, sent via electronic funds transfer through Automated Clearing House network or reinvested in shares of another Nuveen Mutual Fund. For further information, contact your financial advisor or call Nuveen Funds at (800) 257-8787. If you request that your distributions be paid by check but those distributions cannot be delivered because of an incorrect mailing address, or if a distribution check remains uncashed for six months, the undelivered or uncashed distributions and all future distributions will be reinvested in Fund shares at the current net asset value.

Non-U.S. Income Tax Considerations

Investment income that a Fund receives from its non-U.S. investments may be subject to non-U.S. income taxes, which generally will reduce Fund distributions. However, the United States has entered into tax treaties with many non-U.S. countries that may entitle you to certain tax benefits.

If a Fund has more than 50% of the value of its assets in stock or other securities of non-U.S. corporations at the close of a taxable year, the Fund may, for such taxable year, elect to pass its non-U.S. tax credits through to shareholders.

Taxes and Tax Reporting

The Funds will make distributions that may be taxed as ordinary income (which may be taxable at different rates, depending on the sources of the distributions) or capital gains (which may be taxable at different rates, depending on the length of time a Fund holds its assets). Distributions from a Fund's long-term capital gains are generally taxable as capital gains, while distributions from short-term capital gains and net investment income are generally taxable as ordinary income. However, certain ordinary income distributions received from a Fund that are determined to be qualified dividend income may be taxed at tax rates equal to those applicable to long-term capital gains. The tax you pay on a given capital gain distribution depends generally on how long the Fund has held the portfolio securities it sold and not on how long you have owned your Fund shares. Distributions generally do not qualify for a dividends received deduction if you are a corporate shareholder.

Early in each year, you will receive a statement detailing the amount and nature of all distributions that you were paid during the prior year. If you hold your investment at the firm where you purchased your Fund shares, you will receive the statement from that firm. If you hold your shares directly with the Fund, the Distributor will send you the statement. The tax status of your distributions is the same whether you reinvest them or elect to receive them in cash. The sale of shares in your account may produce a gain or loss, and is a taxable event. For tax purposes, an exchange of shares between funds is generally the same as a sale.

Please note that if you do not furnish your Fund with your correct Social Security number or employer identification number, you fail to provide certain certifications to your Fund, you fail to certify whether you are a U.S. citizen or a U.S. resident alien, or the Internal Revenue Service notifies the Fund to withhold, federal law requires your Fund to withhold federal income tax from your distributions and redemption proceeds at the applicable withholding rate.

Buying or Selling Shares Close to a Record Date

Buying Fund shares shortly before the record date for a taxable dividend or capital gain distribution is commonly known as “buying the dividend.” The entire distribution may be taxable to you even though a portion of the distribution effectively represents a return of your purchase price.

Non-U.S. Investors

The Funds are offered for sale in the United States and are not widely available outside the United States. Non-U.S. investors should be aware that U.S. withholding and estate taxes and certain U.S. tax reporting requirements may apply to any investment in a Fund.

Cost Basis Method

For shares acquired on or after January 1, 2012, you may elect a cost basis method to apply to all existing and future accounts you may establish. The cost basis method you select will determine the order in which shares are redeemed and how your cost basis information is calculated and subsequently reported to you and to the Internal Revenue Service. Please consult your tax advisor to determine which cost basis method best suits your specific situation. If you hold your account directly with a Fund, please contact Nuveen Funds at (800) 257-8787 for instructions on how to make your election. If you hold your account with a financial intermediary, please contact that financial intermediary for instructions on how to make your election. If you hold your account directly with a Fund and do not elect a cost basis method, your account will default to the average cost basis method. The average cost basis method generally calculates cost basis by determining the average price paid for Fund shares that may have been purchased at different times for different prices. Financial intermediaries choose their own default cost basis method.

Distribution and Service Payments

Distribution and Service Plan

The Distributor serves as the selling agent and distributor of the Funds' shares. In this capacity, the Distributor manages the offering of the Funds' shares and is responsible for all sales and promotional activities. In order to reimburse the Distributor for its costs in connection with these activities, including compensation paid to financial intermediaries, each Fund has adopted a distribution and service plan under Rule 12b-1 under the 1940

Act (the “*Plan*”). See “How You Can Buy and Sell Shares—What Share Classes We Offer” for a description of the distribution and service fees paid under the Plan.

Under the Plan, the Distributor receives a distribution fee for Class C and Class R3 shares primarily for providing compensation to financial intermediaries, including the Distributor, in connection with the distribution of shares. The Distributor receives a service fee for Class A, Class C and Class R3 shares to compensate financial intermediaries, including the Distributor, for providing ongoing account services to shareholders. These services may include establishing and maintaining shareholder accounts, answering shareholder inquiries and providing other personal services to shareholders. Fees paid under the Plan also compensate the Distributor for other expenses, including printing and distributing prospectuses to persons other than shareholders, and preparing, printing, and distributing advertising materials, sales literature and reports to shareholders used in connection with the sale of shares. Because fees paid under the Plan are paid out of a Fund’s assets on an ongoing basis, over time these fees will increase the cost of your investment and may cost you more than paying other types of sales charges. Long-term holders of Class C and Class R3 shares may pay more in distribution and service fees and CDSCs (Class C shares only) than the economic equivalent of the maximum front-end sales charge permitted under the Financial Industry Regulatory Authority Conduct Rules.

Other Payments by the Funds

In addition to the distribution and service fees the Funds pay under the Plan and fees the Funds pay to their transfer agent, the Distributor or Nuveen Fund Advisors, on behalf of the Funds, may enter into non-Plan agreements with financial intermediaries pursuant to which the Funds will pay financial intermediaries for administrative, networking, recordkeeping, sub-transfer agency and shareholder services. These non-Plan payments are generally based on either (1) a percentage of the average daily net assets of Fund shareholders serviced by a financial intermediary or (2) a fixed dollar amount for each account serviced by a financial intermediary. The aggregate amount of these payments may be substantial and may vary significantly among intermediaries.

Other Payments by the Distributor and Nuveen Fund Advisors

In addition to the sales commissions and payments from distribution and service fees made to financial intermediaries as previously described, the Distributor and Nuveen Fund Advisors may from time to time make additional payments, out of their own resources, to certain financial intermediaries that sell shares of Nuveen Mutual Funds in order to promote the sales and retention of Fund shares by those firms and their customers. The amounts of these payments vary by financial intermediary and, with respect to a given firm, are typically calculated by reference to the amount of the firm’s recent gross sales of Nuveen Mutual Fund shares and/or total assets of Nuveen Mutual Funds held by the firm’s customers. The level of payments that the Distributor and/or Nuveen Fund Advisors is willing to provide to a particular financial intermediary may be affected by, among other factors, the firm’s total assets held in and recent net investments into Nuveen Mutual Funds, the firm’s level of participation in Nuveen Mutual Fund sales and marketing programs, the firm’s compensation program for its registered representatives who sell Nuveen Mutual Fund shares and provide services to Nuveen Mutual Fund shareholders, and the asset class of the Nuveen Mutual Funds for which these payments are provided. The statement of additional information contains additional information about these payments, including the names of the firms to which payments are made. The Distributor may also make payments to financial intermediaries in connection with sales meetings, due diligence meetings, prospecting seminars and other meetings at which the Distributor promotes its products and services.

In connection with the availability of Nuveen Mutual Funds within selected mutual fund no-transaction fee institutional platforms and fee-based wrap programs at certain financial intermediaries, the Distributor and Nuveen Fund Advisors also make payments out of their own assets to those firms as compensation for certain recordkeeping, shareholder communications and other account administration services provided to Nuveen Mutual Fund shareholders who own their Fund shares through these platforms or programs. These payments are in addition to the service fee and any applicable sub-transfer agency or similar fees paid to these firms with respect to these services by the Nuveen Mutual Funds out of Fund assets.

The amounts of payments to a financial intermediary could be significant, and may create an incentive for the intermediary or its representatives to recommend or offer shares of the Funds to you. The intermediary may elevate the prominence or profile of the Funds within the intermediary's organization by, for example, placing the Funds on a list of preferred or recommended funds and/or granting the Distributor and/or its affiliates preferential or enhanced opportunities to promote the Funds in various ways within the intermediary's organization.

There is some uncertainty concerning whether the types of payments described above may be made to or received by a financial intermediary with respect to Class I shares offered through the intermediary's brokerage platform where the intermediary imposes commissions on purchases and redemptions of such shares. Such payments may be terminated in light of future regulatory developments.

Net Asset Value

The price you pay for your shares or the amount you receive upon redemption of your shares is based on your Fund's net asset value per share, which is determined as of the close of trading (normally 4:00 p.m. New York time) on each day the NYSE is open for business. Each Fund's latest net asset value per share is available on the Funds' website at www.nuveen.com. Net asset value is calculated for each class of each Fund by taking the value of the class's total assets, including interest or dividends accrued but not yet collected, less all liabilities, and dividing by the total number of shares outstanding. The result, rounded to the nearest cent, is the net asset value per share.

In determining net asset value, portfolio instruments generally are valued using prices provided by independent pricing services or obtained from other sources, such as broker-dealer quotations. Exchange-traded instruments generally are valued at the last reported sales price or official closing price on an exchange, if available. Independent pricing services typically value non-exchange-traded instruments utilizing a range of market-based inputs and assumptions. For example, when available, pricing services may utilize inputs such as benchmark yields, reported trades, broker-dealer quotes, spreads, and transactions for comparable instruments. In pricing certain instruments, the pricing services may consider information about an instrument's issuer or market activity provided by the Funds' investment adviser or sub-adviser. Pricing service valuations of non-exchange-traded instruments represent the service's good faith opinion as to what the holder of an instrument would receive in an orderly transaction for an institutional round lot position under current market conditions. It is possible that these valuations could be materially different from the value that a Fund realizes upon the sale of an instrument. Non-U.S. securities and currency are valued in U.S. dollars based on non-U.S. currency exchange rate quotations supplied by an independent quotation service.

For non-U.S. traded securities whose principal local markets close before the close of the NYSE, a Fund may adjust the local closing price based upon such factors as

developments in non-U.S. markets, the performance of U.S. securities markets and the performance of instruments trading in U.S. markets that represent non-U.S. securities. A Fund may rely on an independent fair valuation service in making any such fair value determinations. If a Fund holds portfolio instruments that are primarily listed on non-U.S. exchanges, the value of such instruments may change on days when shareholders will not be able to purchase or redeem the Fund's shares.

If a price cannot be obtained from a pricing service or other pre-approved source, or if, in the judgment of Nuveen Fund Advisors, a price is unreliable, a portfolio instrument will be valued at its fair value as determined in good faith by the Board of Directors or its appointee. Nuveen Fund Advisors may determine that a price is unreliable in various circumstances. For example, a price may be deemed unreliable if it has not changed for an identified period of time, or has changed from the previous day's price by more than a threshold amount, and recent transactions and/or broker dealer price quotations differ materially from the price in question.

The Board of Directors has adopted valuation procedures for the Funds and has appointed the Nuveen Fund Advisors' Valuation Committee with the day-to-day responsibility for fair value determinations. All fair value determinations made by the Valuation Committee are subject to review and ratification by the Board of Directors. As a general principle, the fair value of a portfolio instrument is the amount that an owner might reasonably expect to receive upon the instrument's current sale. A range of factors and analysis may be considered when determining fair value, including relevant market data, interest rates, credit considerations and/or issuer specific news. However, fair valuation involves subjective judgments and it is possible that the fair value determined for a portfolio instrument may be materially different from the value that could be realized upon the sale of that instrument.

Frequent Trading

The Funds are intended for long-term investment and should not be used for excessive trading. Excessive trading in the Funds' shares can disrupt portfolio management, lead to higher operating costs, and cause other operating inefficiencies for the Funds. However, the Funds are also mindful that shareholders may have valid reasons for periodically purchasing and redeeming Fund shares.

Accordingly, the Funds have adopted a Frequent Trading Policy that seeks to balance the Funds' need to prevent excessive trading in Fund shares while offering investors the flexibility in managing their financial affairs to make periodic purchases and redemptions of Fund shares.

The Funds' Frequent Trading Policy generally limits an investor to two "round trip" trades in a 60-day period. A "round trip" is the purchase and subsequent redemption of Fund shares, including by exchange. Each side of a round trip may be comprised of either a single transaction or a series of closely-spaced transactions.

The Funds primarily receive share purchase and redemption orders through third-party financial intermediaries, some of whom rely on the use of omnibus accounts. An omnibus account typically includes multiple investors and provides the Funds only with a net purchase or redemption amount on any given day where multiple purchases, redemptions and exchanges of shares occur in the account. The identity of individual purchasers, redeemers and exchangers whose orders are aggregated in omnibus accounts, and the size of their orders, will generally not be known by the Funds. Despite the Funds' efforts to detect and prevent frequent trading, the Funds may be unable to

identify frequent trading because the netting effect in omnibus accounts often makes it more difficult to identify frequent traders. The Distributor has entered into agreements with financial intermediaries that maintain omnibus accounts with the Funds' transfer agent. Under the terms of these agreements, the financial intermediaries undertake to cooperate with the Distributor in monitoring purchase, exchange and redemption orders by their customers in order to detect and prevent frequent trading in the Funds through such accounts. Pursuant to these agreements, financial intermediaries may disclose to a Fund an investor's taxpayer identification number and a record of the investor's transactions at the request of the Fund. Technical limitations in operational systems at such intermediaries or at the Distributor may also limit the Funds' ability to detect and prevent frequent trading. In addition, the Funds may permit certain financial intermediaries, including broker-dealer and retirement plan administrators, among others, to enforce their own internal policies and procedures concerning frequent trading. Such policies may differ from the Funds' Frequent Trading Policy and may be approved for use in instances where the Funds reasonably believe that the intermediary's policies and procedures effectively discourage inappropriate trading activity. Shareholders holding their accounts with such intermediaries may wish to contact the intermediary for information regarding its frequent trading policy. Although the Funds do not knowingly permit frequent trading, they cannot guarantee that they will be able to identify and restrict all frequent trading activity.

The Funds reserve the right in their sole discretion to waive unintentional or minor violations (including transactions below certain dollar thresholds) if they determine that doing so would not harm the interests of Fund shareholders. In addition, certain categories of redemptions may be excluded from the application of the Frequent Trading Policy, as described in more detail in the statement of additional information. These include, among others, redemptions pursuant to systematic withdrawal plans, redemptions in connection with the total disability or death of the investor, involuntary redemptions by operation of law, redemptions in payment of account or plan fees, and certain redemptions by retirement plans, including redemptions in connection with qualifying loans or hardship withdrawals, termination of plan participation, return of excess contributions, and required minimum distributions. The Funds may also modify or suspend the Frequent Trading Policy without notice during periods of market stress or other unusual circumstances.

The Funds reserve the right to impose restrictions on purchases or exchanges that are more restrictive than those stated above if they determine, in their sole discretion, that a transaction or a series of transactions involves market timing or excessive trading that may be detrimental to Fund shareholders. The Funds also reserve the right to reject any purchase order, including exchange purchases, for any reason. For example, a Fund may refuse purchase orders if the Fund would be unable to invest the proceeds from the purchase order in accordance with the Fund's investment policies and/or objective, or if the Fund would be adversely affected by the size of the transaction, the frequency of trading in the account or various other factors. For more information about the Funds' Frequent Trading Policy and its enforcement, see "Purchase and Redemption of Fund Shares—Frequent Trading Policy" in the statement of additional information.

Fund Service Providers

The custodian of the assets of the Funds is State Street Bank and Trust Company, One Lincoln Street, Boston, Massachusetts 02111. The custodian also provides certain accounting services to the Funds. The Funds' transfer, shareholder services and dividend paying agent, DST Asset Manager Solutions, Inc., P.O. Box 219140, Kansas

City, Missouri 64121-9140, performs bookkeeping, data processing and administrative services for the maintenance of shareholder accounts.

Section 5 Financial Highlights

The financial highlights table is intended to help you understand a Fund's financial performance for the past five fiscal years or, if shorter, the period of operations for the class of shares. Certain information reflects financial results for a single Fund share. The total returns in the table represent the rate that an investor would have earned (or lost) on an investment in a Fund (assuming reinvestment of all dividends and distributions). The information has been derived from the Funds' financial statements, which have been audited by PricewaterhouseCoopers LLP, whose report for the most recent fiscal year, along with the Funds' financial statements, are included in the annual report, which is available upon request.

Nuveen Dividend Value Fund

Class (Commencement Date)	Investment Operations					Less Distributions					Ratios/Supplemental Data				
	Beginning NAV	Net Investment Income (Loss)(a)	Net Realized/ Unrealized Gain (Loss)	Total	From Net Investment Income	From Accumulated Net Realized Gains	Total	Ending NAV	Total Return(b)(c)	Ending Net Assets (000)	Ratios of Expenses to Average Net Assets	Ratios of Net Investment Income (Loss) to Average Net Assets(d)		Portfolio Turnover Rate(e)	
Year Ended October 31:															
Class A (12/92)															
2020	\$ 14.21	\$ 0.25	\$ (1.98)	\$ (1.73)	\$ (0.23)	\$ (0.81)	\$ (1.04)	\$ 11.44	(13.12)%	\$ 158,645	1.09%	2.00%		117%	
2019	14.32	0.26	0.96	1.22	(0.28)	(1.05)	(1.33)	14.21	9.81	215,710	1.11	1.94		93	
2018	15.67	0.25	0.35	0.60	(0.24)	(1.71)	(1.95)	14.32	3.72	264,271	1.08	1.68		68	
2017	15.12	0.22	2.72	2.94	(0.22)	(2.17)	(2.39)	15.67	20.95	269,063	1.08	1.46		56	
2016	15.81	0.25	0.48	0.73	(0.30)	(1.12)	(1.42)	15.12	5.33	259,457	1.14	1.69		67	
Class C (2/99)															
2020	13.93	0.15	(1.92)	(1.77)	(0.14)	(0.81)	(0.95)	11.21	(13.75)	11,881	1.84	1.24		117	
2019	14.06	0.16	0.93	1.09	(0.17)	(1.05)	(1.22)	13.93	8.98	23,083	1.86	1.19		93	
2018	15.41	0.14	0.35	0.49	(0.13)	(1.71)	(1.84)	14.06	2.98	31,111	1.83	0.95		68	
2017	14.90	0.11	2.68	2.79	(0.11)	(2.17)	(2.28)	15.41	20.09	39,825	1.83	0.72		56	
2016	15.60	0.14	0.47	0.61	(0.19)	(1.12)	(1.31)	14.90	4.46	43,097	1.89	0.94		67	
Class R3 (9/01)															
2020	14.14	0.21	(1.95)	(1.74)	(0.20)	(0.81)	(1.01)	11.39	(13.28)	16,717	1.34	1.75		117	
2019	14.26	0.23	0.94	1.17	(0.24)	(1.05)	(1.29)	14.14	9.50	23,091	1.36	1.68		93	
2018	15.60	0.22	0.36	0.58	(0.21)	(1.71)	(1.92)	14.26	3.53	27,927	1.33	1.44		68	
2017	15.08	0.18	2.71	2.89	(0.20)	(2.17)	(2.37)	15.60	20.64	33,639	1.33	1.21		56	
2016	15.77	0.22	0.47	0.69	(0.26)	(1.12)	(1.38)	15.08	5.01	31,758	1.39	1.49		67	
Class R6 (2/13)															
2020	14.54	0.30	(2.02)	(1.72)	(0.29)	(0.81)	(1.10)	11.72	(12.80)	2,025,717	0.70	2.41		117	
2019	14.61	0.32	0.99	1.31	(0.33)	(1.05)	(1.38)	14.54	10.29	52,824	0.72	2.30		93	
2018	15.93	0.32	0.36	0.68	(0.29)	(1.71)	(2.00)	14.61	4.15	172,215	0.72	2.05		68	
2017	15.32	0.25	2.79	3.04	(0.26)	(2.17)	(2.43)	15.93	21.40	188,356	0.73	1.63		56	
2016	15.99	0.30	0.49	0.79	(0.34)	(1.12)	(1.46)	15.32	5.63	50,588	0.79	2.04		67	
Class I (8/94)															
2020	14.42	0.28	(2.01)	(1.73)	(0.27)	(0.81)	(1.08)	11.61	(12.96)	408,828	0.84	2.25		117	
2019	14.51	0.30	0.98	1.28	(0.32)	(1.05)	(1.37)	14.42	10.14	661,390	0.86	2.18		93	
2018	15.85	0.30	0.36	0.66	(0.29)	(1.71)	(2.00)	14.51	4.02	617,086	0.83	1.94		68	
2017	15.27	0.26	2.75	3.01	(0.26)	(2.17)	(2.43)	15.85	21.25	561,047	0.83	1.73		56	
2016	15.95	0.29	0.49	0.78	(0.34)	(1.12)	(1.46)	15.27	5.56	654,967	0.89	1.95		67	

(a) Per share Net Investment Income (Loss) is calculated using the average daily shares method.

(b) During the fiscal year ended October 31, 2020, the Fund began receiving voluntary compensation from Nuveen Fund Advisors. The Fund's Total Return for each share class would decrease by an amount equaling less than 0.01% if such voluntary compensation were excluded.

(c) Total return is the combination of changes in NAV without any sales charge, reinvested dividend income at NAV and reinvested capital gains distributions at NAV, if any. Total returns are not annualized.

(d) Ratios reflect voluntary compensation from Nuveen Fund Advisors in amounts that approximate a portion of the cost of research services obtained from broker-dealers and research providers if Nuveen Fund Advisors had purchased the research services directly. Each Ratio of Net Investment Income (Loss) to Average Net Assets includes the effect of the payments from Nuveen Fund Advisors for each share class as follows:

Ratios of Payments from Nuveen Fund Advisors to Average Net Assets					
Year Ended October 31:	Class A	Class C	Class R3	Class R6	Class I
2020	—%	—%	0.01%	0.01%	0.01%
2019	N/A	N/A	N/A	N/A	N/A
2018	N/A	N/A	N/A	N/A	N/A
2017	N/A	N/A	N/A	N/A	N/A
2016	N/A	N/A	N/A	N/A	N/A

(e) Portfolio Turnover Rate is calculated based on the lesser of long-term purchases or sales divided by the average long-term market value during the period.

N/A Fund did not have Payments from Affiliates for periods prior to the fiscal year ended October 31, 2020.

Nuveen Large Cap Select Fund

Class
(Commencement
Date)

Commencement Date)	Investment Operations				Less Distributions				Ratios/Supplemental Data				
	Beginning NAV	Net Investment Income	Net Realized/ Unrealized	Total	From Net Investment	From Accumulated Net Realized	Total	Ending NAV	Total Return(b)(c)	Ending Net Assets (000)	Ratios of Expenses to Average Net Assets(d)	Ratios of Net Investment Income (Loss) to Average Net Assets(d)	Portfolio Turnover Rate(e)
(Loss)(a)		Gain (Loss)	Income		Gains	Assets(d)					Assets(d)		
Year Ended October 31:													
Class A (1/03)													
2020	\$ 30.71	\$ 0.17	\$ 1.61	\$ 1.78	\$ (0.37)	\$ —	\$ (0.37)	\$ 32.12	5.76%	\$ 24,135	1.11%	0.54%	101%
2019	28.87	0.21	2.72	2.93	(0.10)	(0.99)	(1.09)	30.71	10.86	24,224	1.15	0.73	108
2018	27.50	0.12	1.38	1.50	(0.13)	—	(0.13)	28.87	5.47	23,030	1.14	0.39	101
2017	21.24	0.10	6.25	6.35	(0.09)	—	(0.09)	27.50	29.99	14,778	1.14	0.40	276
2016	20.59	0.09	0.61	0.70	(0.05)	—	(0.05)	21.24	3.40	7,983	1.21	0.45	116
Class C (1/03)													
2020	28.28	(0.06)	1.47	1.41	(0.13)	—	(0.13)	29.56	4.99	1,743	1.86	(0.21)	101
2019	26.77	—*	2.50	2.50	—	(0.99)	(0.99)	28.28	10.02	2,097	1.90	(0.02)	108
2018	25.57	(0.10)	1.30	1.20	—	—	—	26.77	4.65	2,145	1.89	(0.37)	101
2017	19.82	(0.08)	5.83	5.75	—	—	—	25.57	29.06	1,389	1.89	(0.34)	276
2016	19.31	(0.06)	0.57	0.51	—	—	—	19.82	2.64	1,074	1.96	(0.31)	116
Class I (1/03)													
2020	30.98	0.25	1.62	1.87	(0.44)	—	(0.44)	32.41	6.02	16,030	0.86	0.79	101
2019	29.13	0.28	2.73	3.01	(0.17)	(0.99)	(1.16)	30.98	11.13	18,567	0.90	0.98	108
2018	27.74	0.19	1.40	1.59	(0.20)	—	(0.20)	29.13	5.74	48,569	0.89	0.65	101
2017	21.42	0.16	6.30	6.46	(0.14)	—	(0.14)	27.74	30.31	45,599	0.89	0.66	276
2016	20.76	0.14	0.62	0.76	(0.10)	—	(0.10)	21.42	3.69	37,597	0.96	0.70	116

(a) Per share Net Investment Income (Loss) is calculated using the average daily shares method.

(b) During the fiscal year ended October 31, 2020, the Fund began receiving voluntary compensation from Nuveen Fund Advisors. The Fund's Total Return for each share class would decrease by an amount equaling less than 0.01% if such voluntary compensation were excluded.

(c) Total return is the combination of changes in NAV without any sales charge, reinvested dividend income at NAV and reinvested capital gains distributions at NAV, if any. Total returns are not annualized.

(d) After fee waiver and/or expense reimbursement from Nuveen Fund Advisors, where applicable.

(e) Portfolio Turnover Rate is calculated based on the lesser of long-term purchases or sales divided by the average long-term market value during the period.

* Rounds to less than \$0.01 per share.

Nuveen Mid Cap Growth Opportunities Fund

Class (Commencement Date)	Investment Operations				Less Distributions				Ratios/Supplemental Data					
	Beginning NAV	Net Investment Income (Loss)(a)	Net Realized/ Unrealized Gain (Loss)	Total	From Net Investment Income	From Accumulated Net Realized Gains	Ending Total	NAV	Return(b)(c)	Ending Net Assets (000)	Ratios of Expenses to Average Net Assets(d)	Ratios of Net Investment Income (Loss) to Average Net Assets(d)(e)		Portfolio Turnover Rate(f)
Year Ended October 31:														
Class A (1/95)														
2020	\$ 33.66	\$ (0.09)	\$ 8.01	\$ 7.92	\$ —	(7.34)	\$ (7.34)	\$ 34.24	28.09%	\$ 185,219	1.17%	(0.29)%	89%	
2019	36.79	(0.12)	3.48	3.36	—	(6.49)	(6.49)	33.66	13.43	172,912	1.17	(0.35)	90	
2018	43.45	(0.20)	1.16	0.96	—	(7.62)	(7.62)	36.79	2.35	196,212	1.17	(0.51)	106	
2017	36.09	(0.17)	9.20	9.03	—	(1.67)	(1.67)	43.45	25.89	250,908	1.17	(0.43)	136	
2016	40.91	(0.12)	(1.36)	(1.48)	—	(3.34)	(3.34)	36.09	(3.78)	280,681	1.27	(0.33)	89	
Class C (9/01)														
2020	22.20	(0.18)	4.74	4.56	—	(7.34)	(7.34)	19.42	27.07	5,208	1.92	(1.04)	89	
2019	26.85	(0.24)	2.08	1.84	—	(6.49)	(6.49)	22.20	12.58	5,664	1.92	(1.11)	90	
2018	33.94	(0.36)	0.89	0.53	—	(7.62)	(7.62)	26.85	1.60	7,936	1.92	(1.25)	106	
2017	28.74	(0.36)	7.23	6.87	—	(1.67)	(1.67)	33.94	24.95	16,278	1.92	(1.18)	136	
2016	33.50	(0.31)	(1.11)	(1.42)	—	(3.34)	(3.34)	28.74	(4.50)	16,956	2.02	(1.08)	89	
Class R3 (12/00)														
2020	30.52	(0.14)	7.10	6.96	—	(7.34)	(7.34)	30.14	27.77	16,742	1.42	(0.52)	89	
2019	34.10	(0.18)	3.09	2.91	—	(6.49)	(6.49)	30.52	13.15	22,135	1.42	(0.61)	90	
2018	40.90	(0.28)	1.10	0.82	—	(7.62)	(7.62)	34.10	2.09	26,098	1.42	(0.76)	106	
2017	34.14	(0.25)	8.68	8.43	—	(1.67)	(1.67)	40.90	25.60	35,402	1.42	(0.66)	136	
2016	38.98	(0.20)	(1.30)	(1.50)	—	(3.34)	(3.34)	34.14	(4.04)	55,093	1.52	(0.57)	89	
Class R6 (2/13)														
2020	43.07	0.03	10.70	10.73	—	(7.34)	(7.34)	46.46	28.54	28,966	0.81	0.06	89	
2019	44.94	0.01	4.61	4.62	—	(6.49)	(6.49)	43.07	13.85	26,329	0.79	0.02	90	
2018	51.24	(0.05)	1.37	1.32	—	(7.62)	(7.62)	44.94	2.75	56,250	0.78	(0.11)	106	
2017	42.11	(0.02)	10.82	10.80	—	(1.67)	(1.67)	51.24	26.41	72,703	0.78	(0.03)	136	
2016	47.00	0.06	(1.61)	(1.55)	—	(3.34)	(3.34)	42.11	(3.41)	50,677	0.86	0.14	89	
Class I (12/89)														
2020	42.49	(0.01)	10.53	10.52	—	(7.34)	(7.34)	45.67	28.38	150,875	0.92	(0.03)	89	
2019	44.49	(0.05)	4.54	4.49	—	(6.49)	(6.49)	42.49	13.73	165,663	0.92	(0.12)	90	
2018	50.85	(0.12)	1.38	1.26	—	(7.62)	(7.62)	44.49	2.61	331,728	0.92	(0.26)	106	
2017	41.87	(0.08)	10.73	10.65	—	(1.67)	(1.67)	50.85	26.20	425,158	0.92	(0.18)	136	
2016	46.81	(0.04)	(1.56)	(1.60)	—	(3.34)	(3.34)	41.87	(3.54)	491,747	1.02	(0.08)	89	

(a) Per share Net Investment Income (Loss) is calculated using the average daily shares method.

(b) During the fiscal year ended October 31, 2020, the Fund began receiving voluntary compensation from Nuveen Fund Advisors. The Fund's Total Return for each share class would decrease by an amount equaling less than 0.01% if such voluntary compensation were excluded.

(c) Total return is the combination of changes in NAV without any sales charge, reinvested dividend income at NAV and reinvested capital gains distributions at NAV, if any. Total returns are not annualized.

(d) After fee waiver and/or expense reimbursement from Nuveen Fund Advisors, where applicable.

(e) Ratios reflect voluntary compensation from Nuveen Fund Advisors in amounts that approximate a portion of the cost of research services obtained from broker-dealers and research providers if Nuveen Fund Advisors had purchased the research services directly. Each Ratio of Net Investment Income (Loss) to Average Net Assets includes the effect of the payments from Nuveen Fund Advisors for each share class as follows:

Ratios of Payments from Nuveen Fund Advisors to Average Net Assets					
Year Ended October 31:	Class A	Class C	Class R3	Class R6	Class I
2020	0.01%	0.01%	0.01%	0.01%	0.01%
2019	N/A	N/A	N/A	N/A	N/A
2018	N/A	N/A	N/A	N/A	N/A
2017	N/A	N/A	N/A	N/A	N/A
2016	N/A	N/A	N/A	N/A	N/A

(f) Portfolio Turnover Rate is calculated based on the lesser of long-term purchases or sales divided by the average long-term market value during the period.
N/A Fund did not have Payments from Affiliates for periods prior to the fiscal year ended October 31, 2020.

Nuveen Mid Cap Value Fund

Class (Commencement Date)	Investment Operations					Less Distributions					Ratios/Supplemental Data			
	Year Ended October 31:	Beginning NAV	Net Investment Income (Loss)(a)	Net Realized/ Unrealized Gain (Loss)	Total	From Net Investment Income	From Accumulated Net Realized Gains	Total	Ending NAV	Total Return(b)(c)	Ending Net Assets (000)	Ratios of Expenses to Average Net Assets(d)	Ratios of Net Investment Income (Loss) to Average Net Assets(d)(e)	Portfolio Turnover Rate(f)
Class A (12/87)														
2020		\$ 41.07	\$ 0.43	\$ (4.59)	\$ (4.16)	\$ (0.38)	\$ —	\$ (0.38)	\$ 36.53	(10.26)%	\$ 41,258	1.17%	1.16%	56%
2019		38.91	0.40	3.29	3.69	(0.09)	(1.44)	(1.53)	41.07	10.19	55,467	1.17	1.04	46
2018		42.32	0.29	(0.46)	(0.17)	(0.26)	(2.98)	(3.24)	38.91	(0.65)	51,202	1.17	0.69	49
2017		35.23	0.26	8.17	8.43	(0.32)	(1.02)	(1.34)	42.32	24.43	40,319	1.17	0.67	43
2016		35.39	0.30	0.72	1.02	(0.09)	(1.09)	(1.18)	35.23	3.12	34,230	1.26	0.86	44
Class C (2/99)														
2020		38.49	0.14	(4.34)	(4.20)	(0.08)	—	(0.08)	34.21	(10.94)	4,649	1.92	0.40	56
2019		36.73	0.11	3.09	3.20	—	(1.44)	(1.44)	38.49	9.39	7,631	1.92	0.30	46
2018		40.17	—*	(0.46)	(0.46)	—	(2.98)	(2.98)	36.73	(1.41)	6,899	1.92	—**	49
2017		33.50	(0.03)	7.78	7.75	(0.06)	(1.02)	(1.08)	40.17	23.52	7,474	1.92	(0.08)	43
2016		33.86	0.04	0.69	0.73	—	(1.09)	(1.09)	33.50	2.32	6,529	2.01	0.11	44
Class R3 (9/01)														
2020		40.67	0.33	(4.55)	(4.22)	(0.28)	—	(0.28)	36.17	(10.47)	8,182	1.42	0.91	56
2019		38.55	0.31	3.25	3.56	—	(1.44)	(1.44)	40.67	9.92	10,230	1.42	0.81	46
2018		41.95	0.18	(0.44)	(0.26)	(0.16)	(2.98)	(3.14)	38.55	(0.90)	7,670	1.42	0.44	49
2017		34.94	0.17	8.09	8.26	(0.23)	(1.02)	(1.25)	41.95	24.11	5,284	1.42	0.43	43
2016		35.17	0.21	0.65	0.86	—	(1.09)	(1.09)	34.94	2.86	5,206	1.51	0.61	44
Class R6 (6/18)														
2020		41.32	0.57	(4.59)	(4.02)	(0.52)	—	(0.52)	36.78	(9.91)	16,762	0.78	1.54	56
2019		39.10	0.55	3.30	3.85	(0.19)	(1.44)	(1.63)	41.32	10.63	19,481	0.77	1.39	46
2018(g)		42.86	0.11	(3.87)	(3.76)	—	—	—	39.10	(8.77)	958	0.79***	0.71***	49
Class I (2/94)														
2020		41.24	0.52	(4.59)	(4.07)	(0.48)	—	(0.48)	36.69	(10.03)	214,089	0.92	1.41	56
2019		39.08	0.51	3.28	3.79	(0.19)	(1.44)	(1.63)	41.24	10.48	250,717	0.92	1.30	46
2018		42.49	0.40	(0.47)	(0.07)	(0.36)	(2.98)	(3.34)	39.08	(0.40)	139,841	0.92	0.95	49
2017		35.36	0.36	8.20	8.56	(0.41)	(1.02)	(1.43)	42.49	24.75	57,365	0.92	0.92	43
2016		35.52	0.38	0.73	1.11	(0.18)	(1.09)	(1.27)	35.36	3.38	53,631	1.01	1.11	44

(a) Per share Net Investment Income (Loss) is calculated using the average daily shares method.

(b) During the fiscal year ended October 31, 2020, the Fund began receiving voluntary compensation from Nuveen Fund Advisors. The Fund's Total Return for each share class would decrease by an amount equaling less than 0.01% if such voluntary compensation were excluded.

(c) Total return is the combination of changes in NAV without any sales charge, reinvested dividend income at NAV and reinvested capital gains distributions at NAV, if any. Total returns are not annualized.

(d) After fee waiver and/or expense reimbursement from Nuveen Fund Advisors, where applicable.

(e) Ratios reflect voluntary compensation from Nuveen Fund Advisors in amounts that approximate a portion of the cost of research services obtained from broker-dealers and research providers if Nuveen Fund Advisors had purchased the research services directly. Each Ratio of Net Investment Income (Loss) to Average Net Assets includes the effect of the payments from Nuveen Fund Advisors for each share class as follows:

Ratios of Payments from Nuveen Fund Advisors to Average Net Assets					
Year Ended October 31:	Class A	Class C	Class R3	Class R6	Class I
2020	0.01%	0.01%	0.01%	0.01%	0.01%
2019	N/A	N/A	N/A	N/A	N/A
2018	N/A	N/A	N/A	N/A	N/A
2017	N/A	N/A	N/A	N/A	N/A
2016	N/A	N/A	N/A	N/A	N/A

(f) Portfolio Turnover Rate is calculated based on the lesser of long-term purchases or sales divided by the average long-term market value during the period.

(g) For the period June 20, 2018 (commencement of operations) through October 31, 2018.

* Rounds to less than \$0.01 per share.

** Rounds to less than 0.01%.

*** Annualized.

N/A Fund did not have Payments from Affiliates for periods prior to the fiscal year ended October 31, 2020.

Nuveen Small Cap Growth Opportunities Fund

Class (Commencement Date)	Investment Operations				Less Distributions				Ratios/Supplemental Data					
	Beginning NAV	Net Investment Income (Loss)(a)	Net Realized/ Unrealized Gain (Loss)	Total	From Net Investment Income	From Accumulated Net Realized Gains	Total	Ending NAV	Total Return(b)(c)	Ending Net Assets (000)	Ratios of Expenses to Average Net Assets(d)	Ratios of Net Investment Income (Loss) to Average Net Assets(d)(e)		Portfolio Turnover Rate(f)
Year Ended October 31:														
Class A (8/95)														
2020	\$ 20.96	\$ (0.18)	\$ 6.57	\$ 6.39	\$ —	\$ —	\$ —	\$ 27.35	30.55%	\$ 41,683	1.22%	(0.77)%	105%	
2019	23.54	(0.14)	0.84	0.70	—	(3.28)	(3.28)	20.96	5.47	34,249	1.23	(0.68)	104	
2018	24.78	(0.17)	1.94	1.77	—	(3.01)	(3.01)	23.54	7.89	36,452	1.24	(0.72)	139	
2017	19.90	(0.16)	5.14	4.98	—	(0.10)	(0.10)	24.78	25.07	34,934	1.30	(0.69)	95	
2016	21.57	(0.10)	0.45	0.35	—	(2.02)	(2.02)	19.90	1.90	31,255	1.42	(0.52)	106	
Class C (9/01)														
2020	15.01	(0.25)	4.68	4.43	—	—	—	19.44	29.51	2,158	1.97	(1.52)	105	
2019	18.01	(0.21)	0.49	0.28	—	(3.28)	(3.28)	15.01	4.74	1,631	1.98	(1.43)	104	
2018	19.79	(0.27)	1.50	1.23	—	(3.01)	(3.01)	18.01	7.05	2,141	1.99	(1.46)	139	
2017	16.02	(0.26)	4.13	3.87	—	(0.10)	(0.10)	19.79	24.21	2,181	2.05	(1.44)	95	
2016	17.89	(0.20)	0.35	0.15	—	(2.02)	(2.02)	16.02	1.10	1,971	2.18	(1.27)	106	
Class R3 (12/00)														
2020	19.45	(0.22)	6.09	5.87	—	—	—	25.32	30.18	1,482	1.47	(1.02)	105	
2019	22.16	(0.18)	0.75	0.57	—	(3.28)	(3.28)	19.45	5.23	1,253	1.48	(0.94)	104	
2018	23.56	(0.22)	1.83	1.61	—	(3.01)	(3.01)	22.16	7.60	1,206	1.49	(0.97)	139	
2017	18.97	(0.21)	4.90	4.69	—	(0.10)	(0.10)	23.56	24.77	1,608	1.55	(0.94)	95	
2016	20.71	(0.14)	0.42	0.28	—	(2.02)	(2.02)	18.97	1.62	1,631	1.67	(0.78)	106	
Class R6 (6/16)														
2020	25.69	(0.07)	8.07	8.00	—	—	—	33.69	31.14	1,038	0.78	(0.26)	105	
2019	27.88	(0.05)	1.14	1.09	—	(3.28)	(3.28)	25.69	6.13	144	0.85	(0.19)	104	
2018	28.72	(0.10)	2.27	2.17	—	(3.01)	(3.01)	27.88	8.24	14,475	0.88	(0.35)	139	
2017	22.96	(0.08)	5.94	5.86	—	(0.10)	(0.10)	28.72	25.56	19,108	0.93	(0.32)	95	
2016(g)	21.63	(0.02)	1.35	1.33	—	—	—	22.96	6.15	19,524	0.96*	(0.23)*	106	
Class I (8/95)														
2020	25.51	(0.14)	8.01	7.87	—	—	—	33.38	30.81	168,931	0.97	(0.51)	105	
2019	27.79	(0.10)	1.10	1.00	—	(3.28)	(3.28)	25.51	5.78	172,242	0.98	(0.41)	104	
2018	28.66	(0.13)	2.27	2.14	—	(3.01)	(3.01)	27.79	8.14	56,194	0.99	(0.46)	139	
2017	22.94	(0.12)	5.94	5.82	—	(0.10)	(0.10)	28.66	25.41	43,557	1.05	(0.44)	95	
2016	24.51	(0.06)	0.51	0.45	—	(2.02)	(2.02)	22.94	2.10	34,468	1.19	(0.26)	106	

(a) Per share Net Investment Income (Loss) is calculated using the average daily shares method.

(b) During the fiscal year ended October 31, 2020, the Fund began receiving voluntary compensation from Nuveen Fund Advisors. The Fund's Total Return for each share class would decrease by an amount equaling less than 0.01% if such voluntary compensation were excluded.

(c) Total return is the combination of changes in NAV without any sales charge, reinvested dividend income at NAV and reinvested capital gains distributions at NAV, if any. Total returns are not annualized.

(d) After fee waiver and/or expense reimbursement from Nuveen Fund Advisors, where applicable.

(e) Ratios reflect voluntary compensation from Nuveen Fund Advisors in amounts that approximate a portion of the cost of research services obtained from broker-dealers and research providers if Nuveen Fund Advisors had purchased the research services directly. Each Ratio of Net Investment Income (Loss) to Average Net Assets includes the effect of the payments from Nuveen Fund Advisors for each share class as follows:

Ratios of Payments from Nuveen Fund Advisors to Average Net Assets					
Year Ended October 31:	Class A	Class C	Class R3	Class R6	Class I
2020	0.01%	0.01%	0.01%	0.01%	0.01%
2019	N/A	N/A	N/A	N/A	N/A
2018	N/A	N/A	N/A	N/A	N/A
2017	N/A	N/A	N/A	N/A	N/A
2016	N/A	N/A	N/A	N/A	N/A

(f) Portfolio Turnover Rate is calculated based on the lesser of long-term purchases or sales divided by the average long-term market value during the period.

(g) For the period June 30, 2016 (commencement of operations) through October 31, 2016.

* Annualized.

N/A Fund did not have Payments from Affiliates for periods prior to the fiscal year ended October 31, 2020.

Nuveen Small Cap Select Fund

Class
(Commencement
Date)

Year Ended October 31:	Investment Operations				Less Distributions				Ratios/Supplemental Data				
	Beginning NAV	Net Investment Income (Loss)(a)	Net Realized/ Unrealized Gain (Loss)	Total	From Net Investment Income	From Accumulated Net Realized Gains	Total	Ending NAV	Total Return(b)(c)	Ending Net Assets (000)	Ratios of Expenses to Average Net Assets(d)	Ratios of Net Investment Income (Loss) to Average Net Assets(d)(e)	Portfolio Turnover Rate(f)
Class A (5/92)													
2020	\$ 7.71	\$ —*	\$ 0.13	\$ 0.13	\$ (0.01)	\$ —	\$ (0.01)	\$ 7.83	1.70%	\$ 49,513	1.24%	(0.05)%	90%
2019	9.26	—*	0.28	0.28	—*	(1.83)	(1.83)	7.71	6.95	55,849	1.24	0.01	70
2018	10.13	(0.01)	0.35	0.34	—	(1.21)	(1.21)	9.26	3.48	60,930	1.24	(0.06)	95
2017	9.21	(0.02)	1.97	1.95	(0.01)	(1.02)	(1.03)	10.13	21.76	67,405	1.33	(0.16)	66
2016	11.01	0.01	0.30	0.31	—	(2.11)	(2.11)	9.21	4.05	67,428	1.44	0.10	66
Class C (9/01)													
2020	4.19	(0.03)	0.07	0.04	—	—	—	4.23	0.95	807	1.99	(0.78)	90
2019	6.00	(0.03)	0.05	0.02	—	(1.83)	(1.83)	4.19	6.09	1,029	1.99	(0.74)	70
2018	7.02	(0.05)	0.24	0.19	—	(1.21)	(1.21)	6.00	2.78	1,436	1.99	(0.81)	95
2017	6.70	(0.06)	1.40	1.34	—	(1.02)	(1.02)	7.02	20.75	4,913	2.09	(0.91)	66
2016	8.64	(0.04)	0.21	0.17	—	(2.11)	(2.11)	6.70	3.37	5,625	2.19	(0.65)	66
Class R3 (1/94)													
2020	6.74	(0.02)	0.12	0.10	—	—	—	6.84	1.48	4,603	1.49	(0.32)	90
2019	8.37	(0.02)	0.22	0.20	—	(1.83)	(1.83)	6.74	6.65	5,194	1.49	(0.24)	70
2018	9.28	(0.03)	0.33	0.30	—	(1.21)	(1.21)	8.37	3.34	5,264	1.49	(0.31)	95
2017	8.53	(0.04)	1.81	1.77	—	(1.02)	(1.02)	9.28	21.40	5,381	1.59	(0.41)	66
2016	10.38	(0.01)	0.27	0.26	—	(2.11)	(2.11)	8.53	3.76	5,310	1.69	(0.12)	66
Class R6 (2/18)													
2020	10.49	0.03	0.20	0.23	(0.06)	—	(0.06)	10.66	2.15	1,994	0.86	0.32	90
2019	11.87	0.04	0.44	0.48	(0.03)	(1.83)	(1.86)	10.49	7.22	2,070	0.85	0.36	70
2018(g)	11.82	0.02	0.03	0.05	—	—	—	11.87	0.42	6,532	0.85**	0.24**	95
Class I (5/92)													
2020	10.46	0.02	0.19	0.21	(0.04)	—	(0.04)	10.63	2.00	31,341	0.99	0.19	90
2019	11.85	0.03	0.44	0.47	(0.03)	(1.83)	(1.86)	10.46	7.13	30,109	0.99	0.26	70
2018	12.60	0.03	0.43	0.46	—	(1.21)	(1.21)	11.85	3.77	37,420	0.99	0.21	95
2017	11.24	0.01	2.40	2.41	(0.03)	(1.02)	(1.05)	12.60	22.03	49,150	1.08	0.09	66
2016	12.93	0.04	0.38	0.42	—	(2.11)	(2.11)	11.24	4.33	45,574	1.19	0.36	66

(a) Per share Net Investment Income (Loss) is calculated using the average daily shares method.

(b) During the fiscal year ended October 31, 2020, the Fund began receiving voluntary compensation from Nuveen Fund Advisors. The Fund's Total Return for each share class would decrease by an amount equaling less than 0.01% if such voluntary compensation were excluded.

(c) Total return is the combination of changes in NAV without any sales charge, reinvested dividend income at NAV and reinvested capital gains distributions at NAV, if any. Total returns are not annualized.

(d) After fee waiver and/or expense reimbursement from Nuveen Fund Advisors, where applicable.

(e) Ratios reflect voluntary compensation from Nuveen Fund Advisors in amounts that approximate a portion of the cost of research services obtained from broker-dealers and research providers if Nuveen Fund Advisors had purchased the research services directly. Each Ratio of Net Investment Income (Loss) to Average Net Assets includes the effect of the payments from Nuveen Fund Advisors for each share class as follows:

Ratios of Payments from Nuveen Fund Advisors to Average Net Assets					
Year Ended October 31:	Class A	Class C	Class R3	Class R6	Class I
2020	0.02%	0.02%	0.02%	0.02%	0.02%
2019	N/A	N/A	N/A	N/A	N/A
2018	N/A	N/A	N/A	N/A	N/A
2017	N/A	N/A	N/A	N/A	N/A
2016	N/A	N/A	N/A	N/A	N/A

(f) Portfolio Turnover Rate is calculated based on the lesser of long-term purchases or sales divided by the average long-term market value during the period.

(g) For the period February 28, 2018 (commencement of operations) through October 31, 2018.

* Rounds to less than \$0.01 per share.

** Annualized.

N/A Fund did not have Payments from Affiliates for periods prior to the fiscal year ended October 31, 2020.

Nuveen Small Cap Value Fund

Class (Commencement Date)	Investment Operations				Less Distributions				Ratios/Supplemental Data					
	Beginning NAV	Net Investment Income (Loss)(a)	Net Realized/ Unrealized Gain (Loss)	Total	From Net Investment Income	From Accumulated Net Realized Gains	Total	Ending NAV	Total Return(b)(c)	Ending Net Assets (000)	Ratios of Expenses to Average Net Assets(d)	Investment Income (Loss) to Average Net Assets(d)(e)	Portfolio Turnover Rate(f)	
Year Ended October 31:														
Class A (8/94)														
2020	\$ 22.19	\$ 0.09	\$ (4.77)	\$ (4.68)	\$ (0.21)	\$ —	\$ (0.21)	\$ 17.30	(21.33)%	\$ 105,402	1.20%	0.48%	30%	
2019	22.96	0.18	(0.17)	0.01	(0.13)	(0.65)	(0.78)	22.19	0.44	213,819	1.20	0.81	31	
2018	25.19	0.12	(2.15)	(2.03)	(0.10)	(0.10)	(0.20)	22.96	(8.12)	291,122	1.20	0.47	35	
2017	20.98	0.11	4.70	4.81	(0.09)	(0.51)	(0.60)	25.19	23.06	326,495	1.22	0.46	29	
2016	19.95	0.14	1.20	1.34	(0.01)	(0.30)	(0.31)	20.98	6.85	167,840	1.30	0.68	40	
Class C (2/99)														
2020	18.62	(0.04)	(4.03)	(4.07)	(0.04)	—	(0.04)	14.51	(21.93)	22,263	1.95	(0.28)	30	
2019	19.39	0.01	(0.13)	(0.12)	—	(0.65)	(0.65)	18.62	(0.28)	45,920	1.95	0.07	31	
2018	21.36	(0.06)	(1.81)	(1.87)	—	(0.10)	(0.10)	19.39	(8.80)	70,077	1.95	(0.28)	35	
2017	17.92	(0.06)	4.01	3.95	—	(0.51)	(0.51)	21.36	22.14	71,902	1.97	(0.29)	29	
2016	17.20	(0.01)	1.03	1.02	—	(0.30)	(0.30)	17.92	6.08	26,815	2.05	(0.08)	40	
Class R3 (9/01)														
2020	21.68	0.03	(4.66)	(4.63)	(0.15)	—	(0.15)	16.90	(21.53)	16,416	1.45	0.19	30	
2019	22.43	0.12	(0.15)	(0.03)	(0.07)	(0.65)	(0.72)	21.68	0.21	37,296	1.45	0.56	31	
2018	24.61	0.05	(2.09)	(2.04)	(0.04)	(0.10)	(0.14)	22.43	(8.34)	47,205	1.45	0.21	35	
2017	20.51	0.05	4.60	4.65	(0.04)	(0.51)	(0.55)	24.61	22.79	42,975	1.47	0.22	29	
2016	19.56	0.09	1.16	1.25	—	(0.30)	(0.30)	20.51	6.58	26,510	1.56	0.46	40	
Class R6 (6/16)														
2020	23.09	0.15	(4.93)	(4.78)	(0.29)	—	(0.29)	18.02	(21.01)	85,491	0.76	0.81	30	
2019	23.83	0.29	(0.18)	0.11	(0.20)	(0.65)	(0.85)	23.09	0.90	133,071	0.75	1.26	31	
2018	26.09	0.23	(2.22)	(1.99)	(0.17)	(0.10)	(0.27)	23.83	(7.73)	121,943	0.78	0.86	35	
2017	21.71	0.21	4.84	5.05	(0.16)	(0.51)	(0.67)	26.09	23.40	52,508	0.81	0.86	29	
2016(g)	21.08	0.07	0.56	0.63	—	—*	—*	21.71	3.00	19,967	0.83**	0.91**	40	
Class I (8/94)														
2020	23.00	0.16	(4.96)	(4.80)	(0.27)	—	(0.27)	17.93	(21.14)	457,676	0.95	0.81	30	
2019	23.79	0.24	(0.18)	0.06	(0.20)	(0.65)	(0.85)	23.00	0.69	1,228,912	0.95	1.06	31	
2018	26.09	0.19	(2.22)	(2.03)	(0.17)	(0.10)	(0.27)	23.79	(7.88)	1,812,444	0.95	0.71	35	
2017	21.70	0.17	4.88	5.05	(0.15)	(0.51)	(0.66)	26.09	23.40	1,444,587	0.97	0.70	29	
2016	20.63	0.19	1.24	1.43	(0.06)	(0.30)	(0.36)	21.70	7.09	369,016	1.05	0.93	40	

(a) Per share Net Investment Income (Loss) is calculated using the average daily shares method.

(b) During the fiscal year ended October 31, 2020, the Fund began receiving voluntary compensation from Nuveen Fund Advisors. The Fund's Total Return for each share class would decrease by an amount equaling less than 0.01% if such voluntary compensation were excluded.

(c) Total return is the combination of changes in NAV without any sales charge, reinvested dividend income at NAV and reinvested capital gains distributions at NAV, if any. Total returns are not annualized.

(d) After fee waiver and/or expense reimbursement from Nuveen Fund Advisors, where applicable.

(e) Ratios reflect voluntary compensation from Nuveen Fund Advisors in amounts that approximate a portion of the cost of research services obtained from broker-dealers and research providers if Nuveen Fund Advisors had purchased the research services directly. Each Ratio of Net Investment Income (Loss) to Average Net Assets includes the effect of the payments from Nuveen Fund Advisors for each share class as follows:

Ratios of Payments from Nuveen Fund Advisors to Average Net Assets					
Year Ended October 31:	Class A	Class C	Class R3	Class R6	Class I
2020	0.02%	0.02%	0.02%	0.02%	0.02%
2019	N/A	N/A	N/A	N/A	N/A
2018	N/A	N/A	N/A	N/A	N/A
2017	N/A	N/A	N/A	N/A	N/A
2016	N/A	N/A	N/A	N/A	N/A

(f) Portfolio Turnover Rate is calculated based on the lesser of long-term purchases or sales divided by the average long-term market value during the period.

(g) For the period June 30, 2016 (commencement of operations) through October 31, 2016.

* Rounds to less than \$0.01 per share.

** Annualized.

N/A Fund did not have Payments from Affiliates for periods prior to the fiscal year ended October 31, 2020.

Appendix to the Prospectus

**VARIATIONS IN SALES CHARGE REDUCTIONS AND WAIVERS
AVAILABLE THROUGH CERTAIN INTERMEDIARIES**

The availability of certain sales charge variations, waivers and discounts will depend on whether you purchase your shares directly from a Fund or through a financial intermediary. Financial intermediaries may impose different sales charges and have unique policies and procedures regarding the availability of sales charge waivers and/or discounts (including based on account type), which differ from those described in the prospectus and are disclosed below. All sales charges and sales charge variations, waivers and discounts available to investors, other than those set forth below, are described in the prospectus. To the extent a financial intermediary notifies Nuveen Fund Advisors, LLC (the “*Adviser*”) or Nuveen Securities, LLC (the “*Distributor*”) of its intention to impose sales charges or have sales charge waivers and/or discounts that differ from those described in the prospectus, such information provided by that intermediary will be disclosed in this Appendix.

In all instances, it is your responsibility to notify your financial intermediary at the time of purchase of any relationship or other facts qualifying you for sales charge waivers or discounts. Please contact your financial intermediary with questions regarding your eligibility for applicable sales charge variations, waivers and discounts or for additional information regarding your intermediary’s policies for implementing particular sales charge variations, waivers and discounts. For waivers and discounts not available through a particular financial intermediary, shareholders will have to purchase shares directly from a Fund or through another intermediary to receive these waivers or discounts.

The information provided below for a particular financial intermediary is reproduced based on information provided by that intermediary. A financial intermediary’s administration and implementation of its particular policies with respect to any variations, waivers and/or discounts is neither supervised nor verified by the Funds, the Adviser or the Distributor.

CLASS A SHARE FRONT-END SALES CHARGE WAIVERS AVAILABLE AT AMERIPRISE FINANCIAL

The following information applies to Class A share purchases if you have an account with or otherwise purchase Fund shares through Ameriprise Financial:

Shareholders purchasing Fund shares through an Ameriprise Financial platform or account will be eligible only for the following front-end sales charge waivers with respect to Class A shares, which may differ from those disclosed elsewhere in this Fund’s prospectus or SAI.

- Employer-sponsored retirement plans (e.g., 401(k) plans, 457 plans, employer-sponsored 403(b) plans, profit sharing and money purchase pension plans and defined benefit plans). For purposes of this provision, employer-sponsored retirement plans do not include SEP IRAs, Simple IRAs or SAR-SEPs.
- Shares purchased through an Ameriprise Financial investment advisory program (if Class I or a similar share class for such investment advisory program is not available).
- Shares purchased by third party investment advisors on behalf of their advisory clients through Ameriprise Financial’s platform (if Class I or a similar share class for such investment advisory program is not available).
- Shares purchased through reinvestment of capital gain distributions and dividend reinvestment when purchasing shares of the same Fund (but not any other Nuveen-sponsored mutual fund).
- Shares exchanged from Class C shares of the same fund in the month of or following the 10-year anniversary of the purchase date.
- Employees and registered representatives of Ameriprise Financial or its affiliates and their immediate family members.
- Shares purchased by or through qualified accounts (including IRAs, Coverdell Education Savings Accounts, 401(k)s, 403(b) tax sheltered custodial accounts subject to ERISA, and defined benefit plans) that are held by a covered family member, defined as an Ameriprise financial advisor

and/or the advisor's spouse, advisor's lineal ascendant (mother, father, grandmother, grandfather, great grandmother, great grandfather), advisor's lineal descendant (son, daughter, step son, step daughter, grandson, granddaughter, great grandson, great granddaughter) or any spouse of a covered family member who is a lineal descendant.

- Shares purchased from the proceeds of redemptions of a Nuveen-sponsored mutual fund, provided (1) the repurchase occurs within 90 days following the redemption, (2) the redemption and purchase occur in the same account, and (3) redeemed shares were subject to a front-end or deferred sales load (i.e., Rights of Reinstatement).

Effective January 15, 2021, the following two sales charge waivers noted above will be eliminated:

- Shares purchased through an Ameriprise Financial investment advisory program; and
- Shares purchased by third party investment advisors on behalf of their advisory clients through Ameriprise Financial's platform.

In addition, effective January 15, 2021, the following sales charge waiver from above will be changed to reflect a shorter holding period for the conversion of Class C shares of a Fund as set forth below:

- Shares exchanged from Class C shares of the same fund in the month of or following the seven-year anniversary of the purchase date. To the extent that this prospectus otherwise provides for a waiver with respect to such shares following a shorter holding period, that waiver will apply to exchanges following such shorter period. To the extent that this prospectus otherwise provides for a waiver with respect to exchanges of Class C shares for load waived shares, that waiver will also apply to such exchanges.

SALES WAIVERS AND REDUCTIONS IN SALES CHARGES AVAILABLE AT ROBERT W. BAIRD & CO. (“BAIRD”)

Shareholders purchasing fund shares through a Baird platform or account will only be eligible for the following sales charge waivers (front-end sales charge waivers and CDSC waivers) and discounts, which may differ from those disclosed elsewhere in this prospectus or the SAI.

Front-End Sales Charge Waivers on Class A Shares Available at Baird

- Shares purchased through reinvestment of capital gains distributions and dividend reinvestment when purchasing share of the same fund
- Share purchase by employees and registers representatives of Baird or its affiliate and their family members as designated by Baird
- Shares purchase from the proceeds of redemptions from another Nuveen-sponsored mutual fund, provided (1) the repurchase occurs within 90 days following the redemption, (2) the redemption and purchase occur in the same accounts, and (3) redeemed shares were subject to a front-end or deferred sales charge (known as rights of reinstatement)
- A shareholder in Class C Shares will have their share converted at net asset value to Class A shares of the fund if the shares are no longer subject to CDSC and the conversion is in line with the policies and procedures of Baird
- Employer-sponsored retirement plans or charitable accounts in a transactional brokerage account at Baird, including 401(k) plans, 457 plans, employer-sponsored 403(b) plans, profit sharing and money purchase pension plans and defined benefit plans. For purposes of this provision, employer-sponsored retirement plans do not include SEP IRAs, Simple IRAs or SAR-SEPs

CDSC Waivers on Class A and C Shares Available at Baird

- Shares sold due to death or disability of the shareholder
- Shares sold as part of a systematic withdrawal plan as described in this prospectus

- Shares bought due to returns of excess contributions from an IRA account
- Shares sold as part of a required minimum distribution for IRA and retirement accounts due to the shareholder reaching the qualified age based on applicable IRS regulations.
- Shares sold to pay Baird fees but only if the transaction is initiated by Baird
- Shares acquired through a right of reinstatement

Front-End Sales Charge Discounts Available at Baird: Breakpoints and/or Rights of Accumulation

- Breakpoints as described in this prospectus
- Rights of accumulation, which entitles shareholders to breakpoint discounts, will be automatically calculated based on the aggregated holding of all Nuveen-sponsored mutual fund assets held by accounts within the purchaser's household at Baird. Eligible Nuveen-sponsored mutual fund assets not held at Baird may be included in the rights of accumulation calculation only if the shareholder notifies his or her financial advisor about such assets
- Letters of intent, which allow for breakpoint discounts based on anticipated purchases of Nuveen-sponsored mutual funds through Baird over a 13-month period of time

EDWARD D. JONES & CO., L.P. (“EDWARD JONES”)

Policies Regarding Transactions Through Edward Jones

Effective on or after February 26, 2021, the following information supersedes prior information with respect to transactions and positions held in fund shares through an Edward Jones system. Clients of Edward Jones (also referred to as "shareholders") purchasing fund shares on the Edward Jones commission and fee-based platforms are eligible only for the following sales charge discounts (also referred to as "breakpoints") and waivers, which can differ from discounts and waivers described elsewhere in the mutual fund prospectus or statement of additional information (“SAI”) or through another broker-dealer. In all instances, it is the shareholder's responsibility to inform Edward Jones at the time of purchase of any relationship, holdings of Nuveen-sponsored mutual funds, or other facts qualifying the purchaser for discounts or waivers. Edward Jones can ask for documentation of such circumstance. Shareholders should contact Edward Jones if they have questions regarding their eligibility for these discounts and waivers.

Breakpoints

- Breakpoint pricing, otherwise known as volume pricing, at dollar thresholds as described in the prospectus.

Rights of Accumulation (“ROA”)

- The applicable sales charge on a purchase of Class A shares is determined by taking into account all Nuveen-sponsored mutual fund assets held by the shareholder (except certain money market funds and any assets held in group retirement plans) or in an account grouped by Edward Jones with other accounts for the purpose of providing certain pricing considerations ("pricing groups"). If grouping assets as a shareholder, this includes all share classes held on the Edward Jones platform and/or held on another platform. The inclusion of eligible Nuveen-sponsored mutual fund assets in the ROA calculation is dependent on the shareholder notifying Edward Jones of such assets at the time of calculation. Money market funds are included only if such shares were sold with a sales charge at the time of purchase or acquired in exchange for shares purchased with a sales charge.
- The employer maintaining a SEP IRA plan and/or SIMPLE IRA plan may elect to establish or change ROA for the IRA accounts associated with the plan to a plan-level grouping as opposed to including all share classes at a shareholder or pricing group level.

- ROA is determined by calculating the higher of cost minus redemptions or market value (current shares x NAV).

Letter of Intent (“LOI”)

- Through an LOI, shareholders can receive the sales charge and breakpoint discounts for purchases shareholders intend to make over a 13-month period from the date Edward Jones receives the LOI. The LOI is determined by calculating the higher of cost or market value of qualifying holdings at LOI initiation in combination with the value that the shareholder intends to buy over a 13-month period to calculate the front-end sales charge and any breakpoint discounts. Each purchase the shareholder makes during that 13-month period will receive the sales charge and breakpoint discount that applies to the total amount. The inclusion of eligible Nuveen-sponsored mutual fund assets in the LOI calculation is dependent on the shareholder notifying Edward Jones of such assets at the time of calculation. Purchases made before the LOI is received by Edward Jones are not adjusted under the LOI and will not reduce the sales charge previously paid. Sales charges will be adjusted if the LOI is not met.
- If the employer maintaining a SEP IRA plan and/or SIMPLE IRA plan has elected to establish or change ROA for the IRA accounts associated with the plan to a plan-level grouping, LOIs will also be at the plan-level and may only be established by the employer.

Sales Charge Waivers

Sales charges are waived for the following shareholders and in the following situations:

- Associates of Edward Jones and its affiliates and their family members who are in the same pricing group (as determined by Edward Jones under its policies and procedures) as the associate. This waiver will continue for the remainder of the associate's life if the associate retires from Edward Jones in good-standing and remains in good standing pursuant to Edward Jones' policies and procedures.
- Shares purchased in an Edward Jones fee-based program.
- Shares purchased through reinvestment of capital gains distributions and dividend reinvestment.
- Shares purchased from the proceeds of redeemed shares of a Nuveen-sponsored mutual fund so long as the following conditions are met: 1) the proceeds are from the sale of shares within 60 days of the purchase, and 2) the sale and purchase are made in the same share class and the same account or the purchase is made in an individual retirement account with proceeds from liquidations in a non-retirement account (known as Rights of Reinstatement).
- Shares exchanged into Class A shares from another share class so long as the exchange is into the same fund and was initiated at the discretion of Edward Jones. Edward Jones is responsible for any remaining CDSC due to the fund company, if applicable. Any future purchases are subject to the applicable sales charge as disclosed in the prospectus.
- Exchanges from Class C shares to Class A shares of the same fund, generally, in the 84th month following the anniversary of the purchase date or earlier at the discretion of Edward Jones.

Contingent Deferred Sales Charge (“CDSC”) Waivers

If the shareholder purchases shares that are subject to a CDSC and those shares are redeemed before the CDSC is expired, the shareholder is responsible to pay the CDSC except in the following conditions:

- The death or disability of the shareholder.
- Systematic withdrawals with up to 10% per year of the account value.
- Return of excess contributions from an Individual Retirement Account (IRA).

- Shares sold as part of a required minimum distribution for IRA and retirement accounts if the redemption is taken in or after the year the shareholder reaches qualified age based on applicable IRS regulations.
- Shares sold to pay Edward Jones fees or costs in such cases where the transaction is initiated by Edward Jones.
- Shares exchanged in an Edward Jones fee-based program.
- Shares acquired through a Right of Reinstatement.
- Shares redeemed at the discretion of Edward Jones for Minimum Balances, as described below.

Other Important Information Regarding Transactions Through Edward Jones

Minimum Purchase Amounts

- The following initial and subsequent investment minimums apply to any class of Nuveen-sponsored mutual fund shares purchased on Edward Jones commission and fee-based platforms:
 - Initial purchase minimum: \$250
 - Subsequent purchase minimum: none

Minimum Balances

- Edward Jones may redeem at its discretion fund holdings with a balance of \$250 or less. The following types of accounts are not included in this policy:
 - A fee-based account held on an Edward Jones platform
 - A 529 account held on an Edward Jones platform
 - An account with an active systematic investment plan or LOI

Exchanging Share Classes

- Edward Jones at its discretion may exchange at NAV a shareholder's holdings of a Nuveen-sponsored mutual fund to Class A shares of the same fund.

CLASS A AND CLASS C SHARE SALES CHARGE REDUCTIONS AND WAIVERS AVAILABLE THROUGH JANNEY MONTGOMERY SCOTT LLC

Shareholders purchasing fund shares through a Janney Montgomery Scott LLC ("*Janney*") brokerage account will be eligible only for the following load waivers (front-end sales charge waivers and contingent deferred sales charge ("*CDSC*") waivers) and discounts, which may differ from those disclosed elsewhere in this fund's Prospectus or SAI.

Front-end sales charge waivers on Class A shares available at Janney

- Shares purchased through reinvestment of capital gains distributions and dividend reinvestment when purchasing shares of the same fund (but not any other Nuveen-sponsored mutual fund).
- Shares purchased by employees and registered representatives of Janney or its affiliates and their family members as designated by Janney.
- Shares purchased from the proceeds of redemptions of a Nuveen-sponsored mutual fund, provided (1) the repurchase occurs within ninety (90) days following the redemption, (2) the redemption and purchase occur in the same account, and (3) redeemed shares were subject to a front-end or deferred sales load (i.e., right of reinstatement).
- Employer-sponsored retirement plans (e.g., 401(k) plans, 457 plans, employer-sponsored 403(b) plans, profit sharing and money purchase pension plans and defined benefit plans). For purposes of this provision, employer-sponsored retirement plans do not include SEP IRAs, Simple IRAs, SAR-SEPs or Keogh plans.

- Class C shares that are no longer subject to a contingent deferred sales charge and are converted to Class A shares of the same fund pursuant to Janney's policies and procedures.

CDSC waivers on Class A and C shares available at Janney

- Shares sold upon the death or disability of the shareholder.
- Shares sold as part of a systematic withdrawal plan as described in the fund's Prospectus.
- Shares purchased in connection with a return of excess contributions from an IRA account.
- Shares sold as part of a required minimum distribution for IRA and retirement accounts if the redemption is taken in or after the year the shareholder reaches the qualified age based on applicable IRS regulations.
- Shares sold to pay Janney fees but only if the transaction is initiated by Janney.
- Shares acquired through a right of reinstatement.

Front-end sales charge discounts available at Janney: breakpoints, rights of accumulation, and/or letters of intent

- Breakpoints as described in the fund's Prospectus.
- Rights of accumulation ("ROA"), which entitle shareholders to breakpoint discounts, will be automatically calculated based on the aggregated holding of all Nuveen-sponsored mutual fund assets held by accounts within the purchaser's household at Janney. Eligible Nuveen-sponsored mutual fund assets not held at Janney may be included in the ROA calculation only if the shareholder notifies his or her financial advisor about such assets.
- Letters of intent which allow for breakpoint discounts based on anticipated purchases of Nuveen-sponsored mutual funds, over a 13-month time period. Eligible Nuveen-sponsored mutual fund assets not held at Janney Montgomery Scott may be included in the calculation of letters of intent only if the shareholder notifies his or her financial advisor about such assets.

CLASS A AND CLASS C SHARE SALES CHARGE REDUCTIONS AND WAIVERS AVAILABLE THROUGH MERRILL LYNCH

Shareholders purchasing Fund shares through a Merrill Lynch platform or account will be eligible only for the following load waivers (front-end sales charge waivers and contingent deferred sales charge waivers) and discounts, which may differ from those disclosed in the Funds' prospectus or SAI. Shareholders should contact Merrill Lynch to determine their eligibility for these waivers and discounts.

Front-End Sales Load Waivers on Class A Shares Available at Merrill Lynch

- Employer-sponsored retirement, deferred compensation and employee benefit plans (including health savings accounts) and trusts used to fund those plans, provided that the shares are not held in a commission-based brokerage account and shares are held for the benefit of the plan
- Shares purchased by a 529 Plan (does not include 529 Plan units or 529-specific shares classes or equivalents)
- Shares purchased through a Merrill Lynch affiliated investment advisory program
- Shares exchanged due to the holdings moving from a Merrill Lynch affiliated investment advisory program to a Merrill Lynch brokerage (non-advisory) account pursuant to Merrill Lynch's policies relating to sales load discounts and waivers
- Shares purchased by third party investment advisors on behalf of their advisory clients through Merrill Lynch's platform
- Shares of funds purchased through the Merrill Edge Self-Directed platform

- Shares purchased through reinvestment of capital gain distributions and dividend reinvestment when purchasing shares of the same fund (but not any other Nuveen-sponsored mutual fund)
- Shares exchanged from Class C shares of the same fund pursuant to Merrill Lynch's policies relating to sales load discounts and waivers
- Employees and registered representatives of Merrill Lynch or its affiliates and their family members
- Directors or Trustees of the Funds, and employees of the Funds' investment adviser or any of its affiliates, as described in the prospectus
- Eligible shares purchased from the proceeds of redemptions of a Nuveen-sponsored mutual fund, provided (1) the repurchase occurs within 90 days following the redemption, (2) the redemption and purchase occur in the same account, and (3) redeemed shares were subject to a front-end or deferred sales load (known as Rights of Reinstatement). Automated transactions (i.e. systematic purchases and withdrawals) and purchases made after shares are automatically sold to pay Merrill Lynch's account maintenance fees are not eligible for reinstatement

CDSC Waivers on A and C Shares Available at Merrill Lynch

- Death or disability of the shareholder
- Shares sold as part of a systematic withdrawal plan as described in the prospectus
- Return of excess contributions from an IRA Account
- Shares sold as part of a required minimum distribution for IRA and retirement accounts pursuant to the Internal Revenue Code
- Shares sold to pay Merrill Lynch fees but only if the transaction is initiated by Merrill Lynch
- Shares acquired through a Right of Reinstatement
- Shares held in retirement brokerage accounts, that are exchanged for a lower cost share class due to transfer to a fee based account or platform
- Shares received through an exchange due to the holdings moving from a Merrill Lynch affiliated investment advisory program to a Merrill Lynch brokerage (non-advisory) account pursuant to Merrill Lynch's policies relating to sales load discounts and waivers

Front-End Load Discounts Available at Merrill Lynch: Breakpoints, Rights of Accumulation & Letters of Intent

- Breakpoints as described in the prospectus
- Rights of Accumulation ("ROA") which entitle shareholders to breakpoint discounts as described in the Fund's prospectus will be automatically calculated based on the aggregated holding of all Nuveen-sponsored mutual fund assets held by accounts (including 529 program holdings, where applicable) within the purchaser's household at Merrill Lynch. Eligible Nuveen-sponsored mutual fund assets not held at Merrill Lynch may be included in the ROA calculation only if the shareholder notifies his or her financial advisor about such assets
- Letters of Intent ("LOI") which allow for breakpoint discounts using the same criteria as ROA above, but based on anticipated purchases of any Nuveen-sponsored mutual fund over a 13-month period of time

CLASS A SHARE FRONT-END SALES CHARGE WAIVERS AVAILABLE AT MORGAN STANLEY WEALTH MANAGEMENT

Shareholders purchasing Fund shares through a Morgan Stanley Wealth Management transactional brokerage account will be eligible only for the following front-end sales charge waivers with respect to

Class A shares, which may differ from and may be more limited than those disclosed elsewhere in this Fund's prospectus or SAI. Shareholders should contact Morgan Stanley Wealth Management to determine their eligibility for these waivers and discounts.

- Employer-sponsored retirement plans (e.g., 401(k) plans, 457 plans, employer-sponsored 403(b) plans, profit sharing and money purchase pension plans and defined benefit plans). For purposes of this provision, employer-sponsored retirement plans do not include SEP IRAs, Simple IRAs, SAR-SEPs or Keogh plans
- Morgan Stanley employee and employee-related accounts according to Morgan Stanley's account linking rules
- Shares purchased through reinvestment of dividends and capital gains distributions when purchasing shares of the same fund
- Shares purchased through a Morgan Stanley self-directed brokerage account
- Class C (i.e., level-load) shares that are no longer subject to a contingent deferred sales charge and are converted to Class A shares of the same fund pursuant to Morgan Stanley Wealth Management's share class conversion program
- Shares purchased from the proceeds of redemptions of a Nuveen-sponsored mutual fund, provided (i) the repurchase occurs within 90 days following the redemption, (ii) the redemption and purchase occur in the same account, and (iii) redeemed shares were subject to a front-end or deferred sales charge.

CLASS A AND CLASS C SHARE SALES CHARGE REDUCTIONS AND WAIVERS AVAILABLE THROUGH OPPENHEIMER & CO. INC.

Shareholders purchasing fund shares through an Oppenheimer & Co. Inc. ("OPCO") platform or account are eligible only for the following load waivers (front-end sales charge waivers and contingent deferred, or back-end, sales charge waivers) and discounts, which may differ from those disclosed elsewhere in this prospectus or SAI.

Front-End Sales Load Waivers on Class A Shares available at OPCO

- Employer-sponsored retirement, deferred compensation and employee benefit plans (including health savings accounts) and trusts used to fund those plans, provided that the shares are not held in a commission-based brokerage account and shares are held for the benefit of the plan
- Shares purchased by or through a 529 Plan
- Shares purchased through a OPCO affiliated investment advisory program
- Shares purchased through reinvestment of capital gains distributions and dividend reinvestment when purchasing shares of the same fund (but not any other Nuveen-sponsored mutual fund)
- Shares purchased from the proceeds of redemptions of a Nuveen-sponsored mutual fund, provided (1) the repurchase occurs within 90 days following the redemption, (2) the redemption and purchase occur in the same account, and (3) redeemed shares were subject to a front-end or deferred sales load (known as Rights of Restatement)
- A shareholder in Class C shares will have their shares converted at net asset value to Class A shares (or the appropriate share class) of the Fund if the shares are no longer subject to a CDSC and the conversion is in line with the policies and procedures of OPCO
- Employees and registered representatives of OPCO or its affiliates and their family members
- Directors or Trustees of the Funds, and employees of the Funds' investment adviser or any of its affiliates, as described in this prospectus

CDSC Waivers on A and C Shares available at OPCO

- Death or disability of the shareholder
- Shares sold as part of a systematic withdrawal plan as described in the prospectus
- Return of excess contributions from an IRA Account
- Shares sold as part of a required minimum distribution for IRA and retirement accounts due to the shareholder reaching the qualified age based on applicable IRS regulations as described in the prospectus
- Shares sold to pay OPCO fees but only if the transaction is initiated by OPCO
- Shares acquired through a Right of Reinstatement

Front-End Load Discounts Available at OPCO: Breakpoints, Rights of Accumulation & Letters of Intent

- Breakpoints as described in the prospectus.
- Rights of Accumulation (ROA) which entitle shareholders to breakpoint discounts will be automatically calculated based on the aggregated holding of all Nuveen-sponsored mutual fund assets held by accounts within the purchaser's household at OPCO. Eligible Nuveen-sponsored mutual fund assets not held at OPCO may be included in the ROA calculation only if the shareholder notifies his or her financial advisor about such assets.

CLASS A AND CLASS C SHARE SALES CHARGE REDUCTIONS AND WAIVERS AVAILABLE THROUGH RAYMOND JAMES & ASSOCIATES, INC., RAYMOND JAMES FINANCIAL SERVICES, INC. AND EACH ENTITY'S AFFILIATES ("RAYMOND JAMES")

Shareholders purchasing Fund shares through a Raymond James platform or account, or through an introducing broker-dealer or independent registered investment adviser for which Raymond James provides trade execution, clearance, and/or custody services, will be eligible only for the following load waivers (front-end sales charge waivers and contingent deferred sales charge waivers) and discounts, which may differ from those disclosed elsewhere in your Fund's prospectus or SAI.

Front-End Sales Load Waivers on Class A Shares Available at Raymond James

- Shares purchased through a Raymond James investment advisory program.
- Shares purchased of a Nuveen-sponsored mutual fund through a systematic reinvestment of capital gains and dividend distributions.
- Employees and registered representatives of Raymond James or its affiliates and their family members as designated by Raymond James.
- Shares purchased from the proceeds of redemptions of a Nuveen-sponsored mutual fund, provided (1) the repurchase occurs within 90 days following the redemption, (2) the redemption and purchase occur in the same account, and (3) redeemed shares were subject to a front-end or deferred sales load (known as Rights of Reinstatement).
- A shareholder in the Fund's Class C shares will have their shares converted at net asset value to Class A shares (or the appropriate share class) of the Fund if the shares are no longer subject to a CDSC and the conversion is in line with the policies and procedures of Raymond James.

CDSC Waivers on Class A and C Shares Available at Raymond James

- Death or disability of the shareholder.
- Shares sold as part of a systematic withdrawal plan as described in the prospectus.
- Return of excess contributions from an IRA Account.

- Shares sold as part of a required minimum distribution for IRA and retirement accounts due to the shareholder reaching the qualified age based on applicable IRS regulations as described in the prospectus.
- Shares sold to pay Raymond James fees but only if the transaction is initiated by Raymond James.
- Shares acquired through a Right of Reinstatement.

Front-End Load Discounts Available at Raymond James: Breakpoints, Rights of Accumulation, and/or Letters of Intent

- Breakpoints as described in the prospectus.
- Rights of accumulation which entitle shareholders to breakpoint discounts will be automatically calculated based on the aggregated holding of all Nuveen-sponsored mutual fund assets held by accounts within the purchaser's household at Raymond James. Eligible Nuveen-sponsored mutual fund assets not held at Raymond James may be included in the calculation of rights of accumulation only if the shareholder notifies his or her financial advisor about such assets.
- Letters of intent which allow for breakpoint discounts based on anticipated purchases of Nuveen-sponsored mutual funds, over a 13-month time period. Eligible Nuveen-sponsored mutual fund assets not held at Raymond James may be included in the calculation of letters of intent only if the shareholder notifies his or her financial advisor about such assets.

CLASS C TO CLASS A CONVERSIONS AVAILABLE AT U.S. BANCORP INVESTMENTS, INC.

Effective February 26, 2021, shareholders who hold a Fund's Class C shares through a U.S. Bancorp Investments, Inc. ("USBI") platform or account or who own shares for which USBI or an affiliate is the broker-dealer of record and the shares are held in an omnibus account, will have their shares automatically converted at net asset value to Class A shares of the same Fund in the month of the six-year anniversary of the purchase date, if the shares are no longer subject to a CDSC and the conversion is in line with the policies and procedures of USBI.

CLASS A SALES CHARGE WAIVERS AVAILABLE ONLY THROUGH SPECIFIED INTERMEDIARIES

As described in the prospectus, Class A shares may be purchased at net asset without a sales charge by employer-sponsored retirement plans ("ESRPs") as defined in the prospectus, except that, in the case of ESRPs held through a brokerage account, Class A shares will be available at net asset value without a sales charge only if the broker-dealer has entered into an agreement with the Distributor that allows for such purchases.

The following intermediaries have entered into such an agreement:

Baker & Co., Inc.
 Cetera Advisor Networks LLC
 Cetera Advisors LLC
 Cetera Financial Specialists LLC
 Cetera Investment Services LLC
 Country Club Financial Services, Inc.
 Cutter & Co. Brokerage Inc.
 Davenport & Co. LLC
 Devenir Investment Advisors, LLC
 Fintrust Brokerage Services
 First Kentucky Securities Corp.
 First Western Securities

Gold Coast Securities, Inc.
Hewitt Financial Services LLC
Hilltop Securities Inc.
Infinex Investments, Inc.
J.P. Morgan Securities LLC
KMS Financial Services, Inc.
Mid-Atlantic Capital Corp.
OFG Financial Services, Inc.
Principal Securities Inc.
RDM Investment Services, Inc.
Register Financial Associates, Inc.
Shareholders Service Group Inc.
Southeast Investments, NC, Inc.
Stifel, Nicolaus & Co., Inc.
Waddell & Reed Inc.

As described in the prospectus, Class A shares may be purchased at net asset value without a sales charge through a financial intermediary that has entered into an agreement with the Distributor to offer the Funds' shares to self-directed investment brokerage accounts and that may or may not charge a transaction fee to its customers.

The following intermediaries have entered into such an agreement:

J.P. Morgan Securities LLC
Merrill Lynch, Pierce, Fenner & Smith Inc.
TD Ameritrade, Inc.
TD Ameritrade Clearing, Inc.

[THIS PAGE INTENTIONALLY LEFT BLANK]

Nuveen Mutual Funds

Nuveen offers a variety of mutual funds designed to help you reach your financial goals. The funds below are grouped by category.

Municipal-National All-American Municipal Bond High Yield Municipal Bond Intermediate Duration Municipal Bond Limited Term Municipal Bond Short Duration High Yield Municipal Bond Short Term Municipal Bond Strategic Municipal Opportunities	Municipal-State (continued) Michigan Municipal Bond Minnesota Intermediate Municipal Bond Minnesota Municipal Bond Missouri Municipal Bond Nebraska Municipal Bond New Jersey Municipal Bond New Mexico Municipal Bond New York Municipal Bond North Carolina Municipal Bond Ohio Municipal Bond Oregon Intermediate Municipal Bond Pennsylvania Municipal Bond Virginia Municipal Bond Wisconsin Municipal Bond	Global/International Emerging Markets Equity International Growth NWQ Global Equity Income NWQ International Value Santa Barbara Global Dividend Growth Santa Barbara International Dividend Growth Winslow International Small Cap	Core Large Cap Core Large Cap Select Santa Barbara Dividend Growth Small Cap Select
Municipal-State Arizona Municipal Bond California High Yield Municipal Bond California Municipal Bond Colorado Municipal Bond Connecticut Municipal Bond Georgia Municipal Bond Kansas Municipal Bond Kentucky Municipal Bond Louisiana Municipal Bond Maryland Municipal Bond Massachusetts Municipal Bond	Taxable Fixed Income Credit Income NWQ Flexible Income Preferred Securities and Income Strategic Income Floating Rate Income High Yield Income	Value Dividend Value Mid Cap Value NWQ Large-Cap Value NWQ Multi-Cap Value NWQ Small-Cap Value NWQ Small/Mid-Cap Value Small Cap Value	Real Assets Global Infrastructure Global Real Estate Securities Real Asset Income Real Estate Securities
		Growth Mid Cap Growth Opportunities Small Cap Growth Opportunities Winslow Large-Cap Growth ESG	Alternative Strategies Equity Long/Short Equity Market Neutral

Other Information for Fund Shareholders

Several additional sources of information are available to you, including the codes of ethics adopted by the Funds, Nuveen, LLC, Nuveen Fund Advisors and Nuveen Asset Management. The appendix to this prospectus, "Variations in Sales Charge Reductions and Waivers Available Through Certain Intermediaries," contains information on sales charge reductions and waivers available through certain financial intermediaries that differ from the sales charge reductions and waivers disclosed in this prospectus and the related statement of additional information. The statement of additional information, incorporated by reference into this prospectus, contains detailed information on the policies and operation of the Funds included in this prospectus. Additional information about the Funds' investments is available in the annual and semi-annual reports to shareholders. In the Funds' annual reports, you will find a discussion of the market conditions and investment strategies that significantly affected the Funds' performance during their last fiscal year.

The Funds' most recent statement of additional information, annual and semi-annual reports and certain other information are available, free of charge, by calling Nuveen Funds at (800) 257-8787, on the Funds' website at www.nuveen.com, or through your financial advisor. Shareholders may call the toll free number above with any inquiries.

You may also obtain this and other Fund information directly from the Securities and Exchange Commission ("SEC"). Reports and other information about the Funds are available on the EDGAR Database on the SEC's website at <http://www.sec.gov>. You may also request Fund information by sending an e-mail request to publicinfo@sec.gov. The SEC may charge a copying fee for this information.

Household Mailings

To lower costs and eliminate duplicate documents sent to your home, your Fund may mail only one copy of its summary prospectus, prospectus supplements, annual and semi-annual reports, or any other required documents to your household, even if more than one shareholder lives there. If you would prefer to continue receiving your own copy of any of these documents, you may call your Fund toll-free at (800) 257-8787.

The Funds are series of Nuveen Investment Funds, Inc., whose Investment Company Act file number is 811-05309.

Distributed by
Nuveen Securities, LLC
333 West Wacker Drive
Chicago, Illinois 60606
(800) 257-8787
www.nuveen.com